



Doomben QLD Professional

Race 1: Ladbrokes Form Genius BM68 Handicap - 1110m

26 October 2024 - 11:38



BRISBANE
RACING CLUB

Track Rating: Good 4, Weather: Fine, Rail Position: +0.5m Entire

Section		Overall	1000m	800m	600m	400m	200m	Last 600m					
Field Times		1:03.08 (0:08.23)	0:54.85 (0:10.60)	0:44.25 (0:10.88)	0:33.37 (0:11.09)	0:22.28 (0:10.91)	0:11.37 (0:11.37)	0:33.37					
Rank	TAB Horse/Jockey	Barrier	Top Speed [km/h]	Fastest Section							Margin	Distance Travelled [m]	
1	8 TALTARNI FIELDS Cejay Graham	5	68.7 1000m	0:08.23 Overall	1:03.08 [1] (0:08.23)	0:54.85 [1] (0:10.81)	0:44.04 [3] (0:10.90)	0:33.14 [3] (0:11.08)	0:22.06 [3] (0:10.81)	0:11.25 [2] (0:11.25)	1:03.08	0:33.14	
2	2 ACRES AWAY Jasper Franklin	4	71.1 1000m	0:08.80 Overall	1:03.28 [2] (0:08.80)	0:54.48 [6] (0:10.38)	0:44.10 [4] (0:10.86)	0:33.24 [4] (0:10.98)	0:22.26 [4] (0:10.87)	0:11.39 [3] (0:11.39)	1.2L	0:33.24	+1
3	11 STREET CHASE Kyle Wilson-Taylor	2	69.3 1000m	0:08.47 Overall	1:03.44 [3] (0:08.47)	0:54.97 [4] (0:10.77)	0:44.20 [5] (0:11.10)	0:33.10 [5] (0:10.93)	0:22.17 [5] (0:10.78)	0:11.39 [5] (0:11.39)	2.14L	0:33.10	+0
4	10 PINK THUNDER Angela Jones	1	69.7 1000m	0:08.31 Overall	1:03.47 [4] (0:08.31)	0:55.16 [3] (0:10.52)	0:44.64 [1] (0:10.88)	0:33.76 [1] (0:11.09)	0:22.67 [1] (0:10.91)	0:11.76 [1] (0:11.76)	2.31L	0:33.76	-2
5	4 INSTAGOOD Emily Lang	3	68.9 400m	0:08.62 Overall	1:03.52 [5] (0:08.62)	0:54.90 [5] (0:10.83)	0:44.07 [6] (0:10.90)	0:33.17 [6] (0:11.02)	0:22.15 [6] (0:10.71)	0:11.44 [6] (0:11.44)	2.62L	0:33.17	+1
6	6 SHE'S A ROGUE Tahlia Fenlon	6	69.4 1000m	0:08.31 Overall	1:03.56 [6] (0:08.31)	0:55.25 [2] (0:10.56)	0:44.69 [2] (0:10.91)	0:33.78 [2] (0:11.10)	0:22.68 [2] (0:11.05)	0:11.63 [4] (0:11.63)	2.82L	0:33.78	-2

Scratched: Quade (#5), Bews (#1), Mr Encore (#7), Dashing Gee Gee (#3), The Fixer (#9)

[] Ranking at each section and finish
 -:-:- No data available at this section
 NA No data available

SCN Saddle cloth number
 DNF Did not finish
 DNT Did not track



Horse/Jockey Name	Taltarni Fields
Final Rank	1
Fastest Section Time (Section)	0:08.23 (Overall)
Top Speed [km/h] (Section)	68.7 (1000m)
Race State	Finished



Doomben QLD Professional

Race 1: Ladbrokes Form Genius BM68 Handicap - 1110m

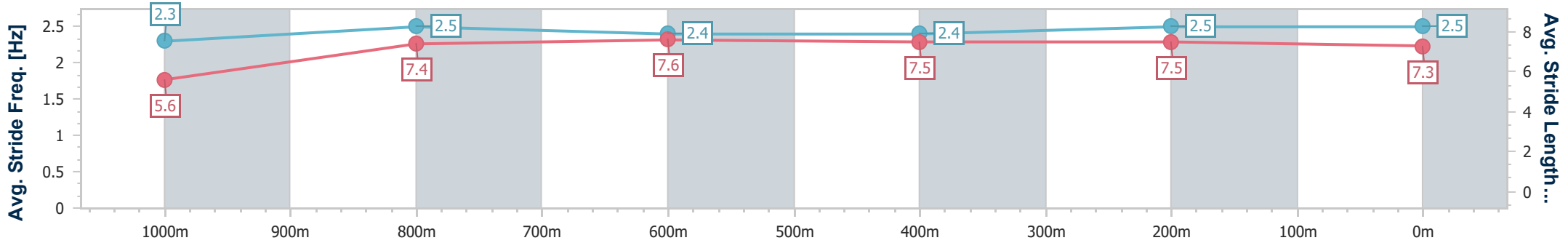
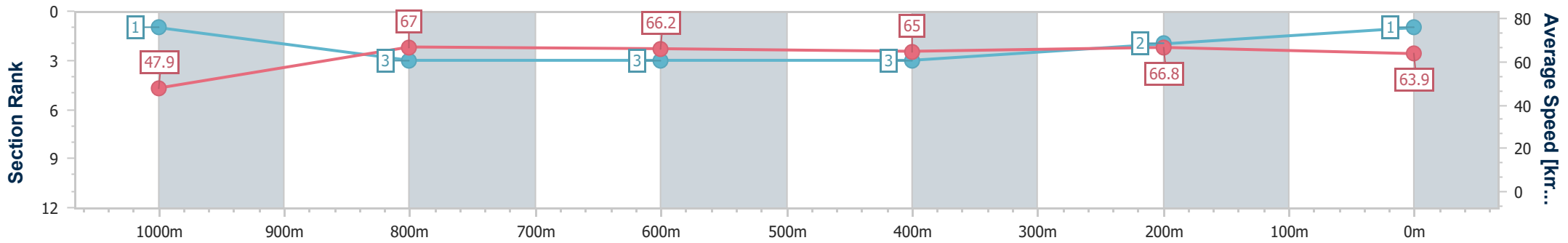
26 October 2024 - 11:38

Track Rating: Good 4, Weather: Fine, Rail Position: +0.5m Entire



BRISBANE RACING CLUB

Section	Overall	1000m	800m	600m	400m	200m
Section Times	1:03.08 [1] (0:08.23)	0:54.85 [1] (0:10.81)	0:44.04 [3] (0:10.90)	0:33.14 [3] (0:11.08)	0:22.06 [3] (0:10.81)	0:11.25 [2] (0:11.25)
Average Speed [km/h]	47.9	67.0	66.2	65.0	66.8	63.9
Top Speed [km/h]	68.0	68.7	67.0	66.1	67.4	66.8
Avg. Dist. to Rail [m]	4.2	1.5	0.8	0.4	0.2	0.7
Avg. Stride Freq. [Hz]	2.3	2.5	2.4	2.4	2.5	2.5
Avg. Stride Length [m]	5.6	7.4	7.6	7.5	7.5	7.3



- [] Ranking at each section and finish
- .-.- No data available at this section
- NA No data available



Horse/Jockey Name	Acres Away
Final Rank	2
Fastest Section Time (Section)	0:08.80 (Overall)
Top Speed [km/h] (Section)	71.1 (1000m)
Race State	Finished



Doomben QLD Professional

Race 1: Ladbrokes Form Genius BM68 Handicap - 1110m

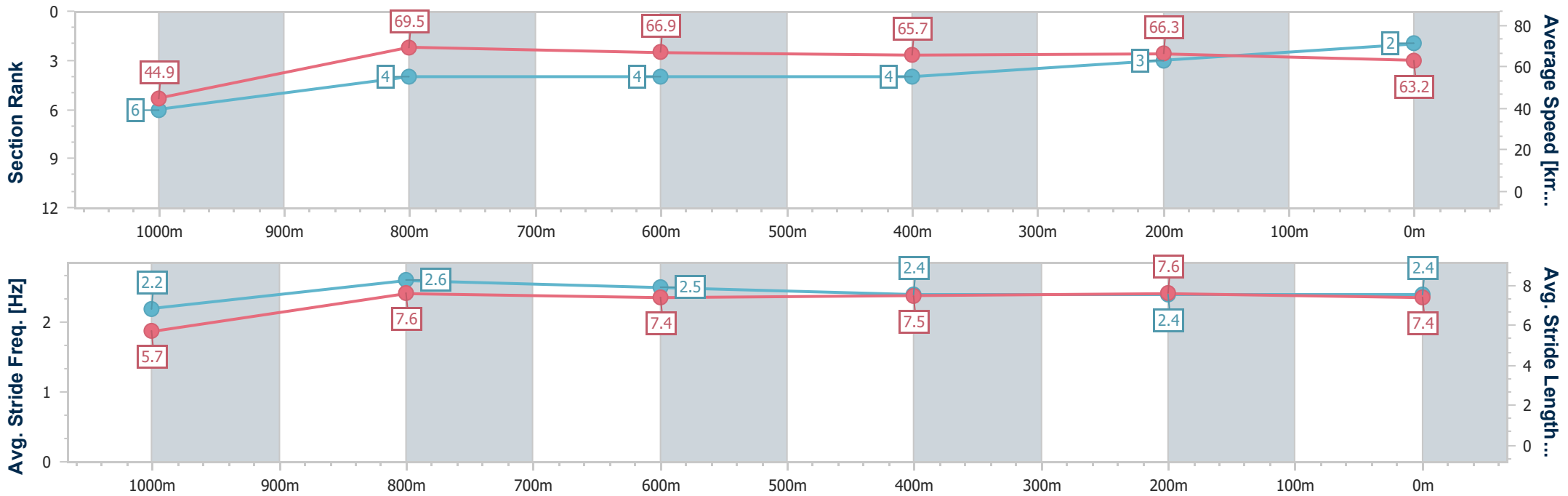
26 October 2024 - 11:38

Track Rating: Good 4, Weather: Fine, Rail Position: +0.5m Entire



BRISBANE RACING CLUB

Section	Overall	1000m	800m	600m	400m	200m
Section Times	1:03.28 [2] (0:08.80)	0:54.48 [6] (0:10.38)	0:44.10 [4] (0:10.86)	0:33.24 [4] (0:10.98)	0:22.26 [4] (0:10.87)	0:11.39 [3]
Average Speed [km/h]	44.9	69.5	66.9	65.7	66.3	63.2
Top Speed [km/h]	66.6	71.1	68.2	66.5	67.3	66.1
Avg. Dist. to Rail [m]	2.8	0.9	1.6	0.9	0.4	0.6
Avg. Stride Freq. [Hz]	2.2	2.6	2.5	2.4	2.4	2.4
Avg. Stride Length [m]	5.7	7.6	7.4	7.5	7.6	7.4



- [] Ranking at each section and finish
- .-.- No data available at this section
- NA No data available



Horse/Jockey Name	Street Chase
Final Rank	3
Fastest Section Time (Section)	0:08.47 (Overall)
Top Speed [km/h] (Section)	69.3 (1000m)
Race State	Finished



Doomben QLD Professional

Race 1: Ladbrokes Form Genius BM68 Handicap - 1110m

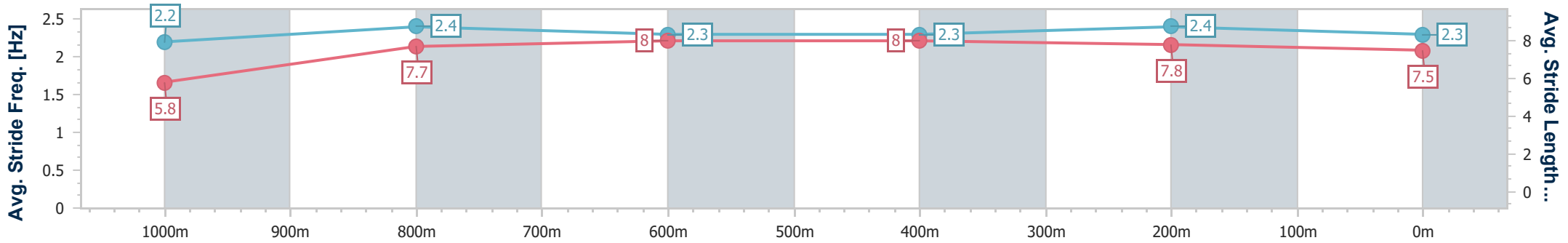
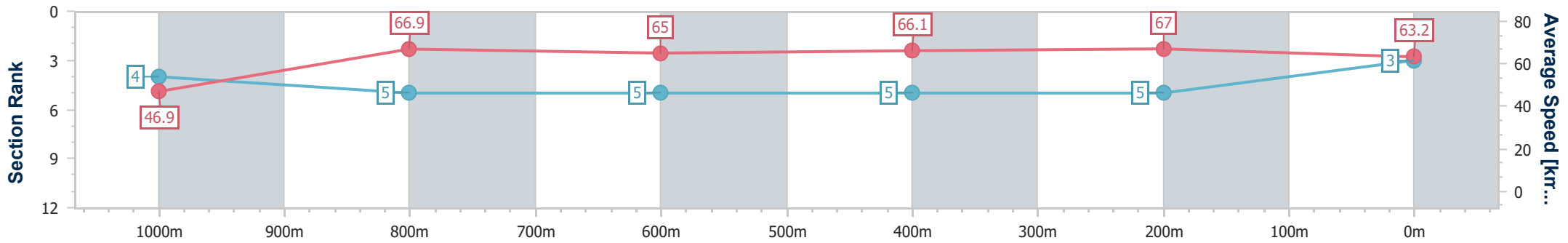
26 October 2024 - 11:38

Track Rating: Good 4, Weather: Fine, Rail Position: +0.5m Entire



BRISBANE RACING CLUB

Section	Overall	1000m	800m	600m	400m	200m
Section Times	1:03.44 [3] (0:08.47)	0:54.97 [4] (0:10.77)	0:44.20 [5] (0:11.10)	0:33.10 [5] (0:10.93)	0:22.17 [5] (0:10.78)	0:11.39 [5] (0:11.39)
Average Speed [km/h]	46.9	66.9	65.0	66.1	67.0	63.2
Top Speed [km/h]	65.6	69.3	67.1	66.7	67.8	66.5
Avg. Dist. to Rail [m]	2.4	1.6	0.6	0.8	1.3	3.0
Avg. Stride Freq. [Hz]	2.2	2.4	2.3	2.3	2.4	2.3
Avg. Stride Length [m]	5.8	7.7	8.0	8.0	7.8	7.5



- [] Ranking at each section and finish
- .-.- No data available at this section
- NA No data available



Horse/Jockey Name	Pink Thunder
Final Rank	4
Fastest Section Time (Section)	0:08.31 (Overall)
Top Speed [km/h] (Section)	69.7 (1000m)
Race State	Finished



Doomben QLD Professional

Race 1: Ladbrokes Form Genius BM68 Handicap - 1110m

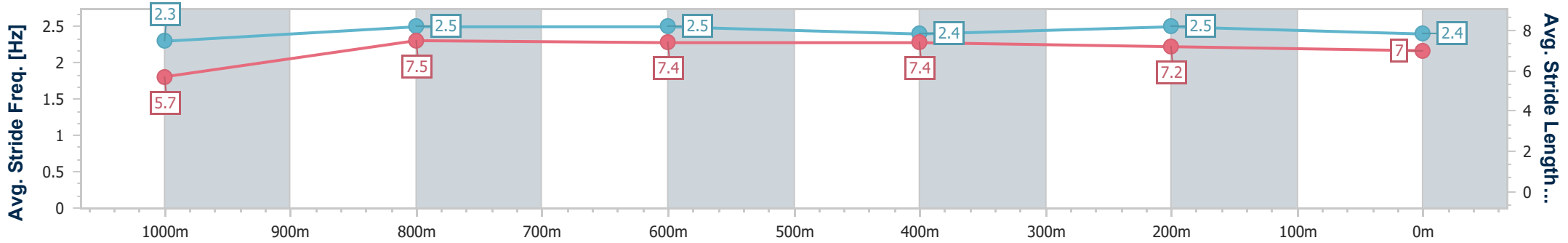
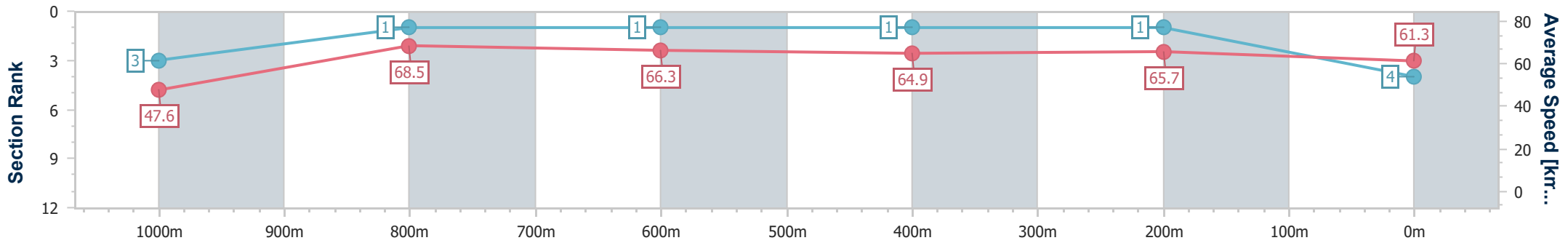
26 October 2024 - 11:38

Track Rating: Good 4, Weather: Fine, Rail Position: +0.5m Entire



BRISBANE RACING CLUB

Section	Overall	1000m	800m	600m	400m	200m
Section Times	1:03.47 [4] (0:08.31)	0:55.16 [3] (0:10.52)	0:44.64 [1] (0:10.88)	0:33.76 [1] (0:11.09)	0:22.67 [1] (0:10.91)	0:11.76 [1] (0:11.76)
Average Speed [km/h]	47.6	68.5	66.3	64.9	65.7	61.3
Top Speed [km/h]	66.2	69.7	67.5	66.4	66.3	65.5
Avg. Dist. to Rail [m]	1.6	0.4	0.9	0.6	2.3	0.3
Avg. Stride Freq. [Hz]	2.3	2.5	2.5	2.4	2.5	2.4
Avg. Stride Length [m]	5.7	7.5	7.4	7.4	7.2	7.0



- [] Ranking at each section and finish
- .-.- No data available at this section
- NA No data available



Horse/Jockey Name	Instagood
Final Rank	5
Fastest Section Time (Section)	0:08.62 (Overall)
Top Speed [km/h] (Section)	68.9 (400m)
Race State	Finished



Doomben QLD Professional

Race 1: Ladbrokes Form Genius BM68 Handicap - 1110m

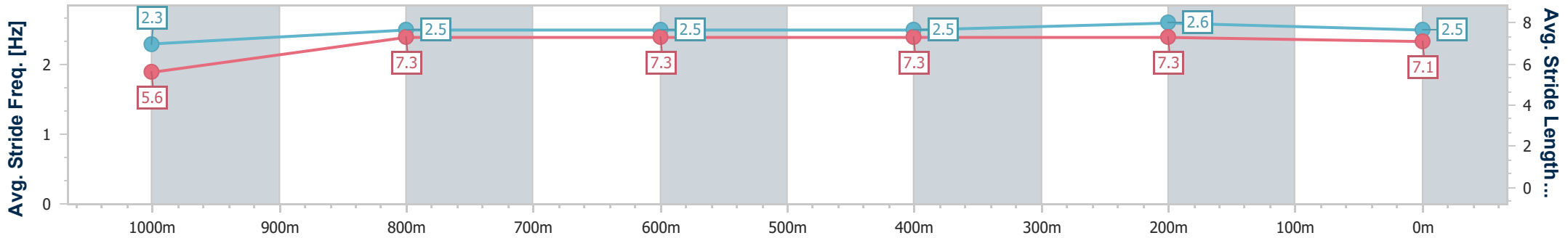
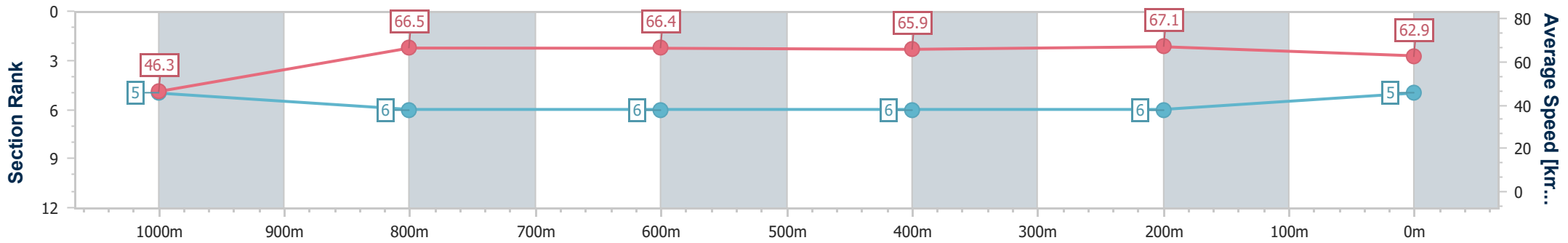
26 October 2024 - 11:38

Track Rating: Good 4, Weather: Fine, Rail Position: +0.5m Entire



BRISBANE RACING CLUB

Section	Overall	1000m	800m	600m	400m	200m
Section Times	1:03.52 [5] (0:08.62)	0:54.90 [5] (0:10.83)	0:44.07 [6] (0:10.90)	0:33.17 [6] (0:11.02)	0:22.15 [6] (0:10.71)	0:11.44 [6] (0:11.44)
Average Speed [km/h]	46.3	66.5	66.4	65.9	67.1	62.9
Top Speed [km/h]	64.1	68.2	67.9	66.8	68.9	65.7
Avg. Dist. to Rail [m]	3.5	1.8	1.0	1.2	0.7	1.7
Avg. Stride Freq. [Hz]	2.3	2.5	2.5	2.5	2.6	2.5
Avg. Stride Length [m]	5.6	7.3	7.3	7.3	7.3	7.1



- [] Ranking at each section and finish
- .-.- No data available at this section
- NA No data available



Horse/Jockey Name	She's A Rogue
Final Rank	6
Fastest Section Time (Section)	0:08.31 (Overall)
Top Speed [km/h] (Section)	69.4 (1000m)
Race State	Finished



Doomben QLD Professional

Race 1: Ladbrokes Form Genius BM68 Handicap - 1110m

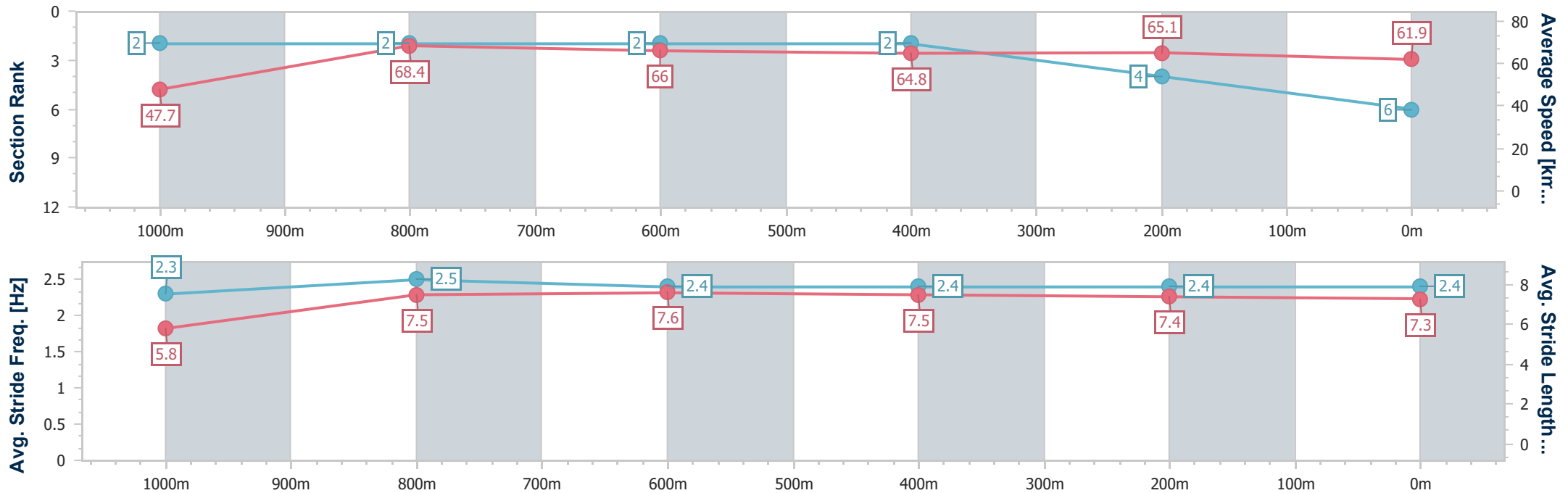
26 October 2024 - 11:38

Track Rating: Good 4, Weather: Fine, Rail Position: +0.5m Entire



BRISBANE RACING CLUB

Section	Overall	1000m	800m	600m	400m	200m
Section Times	1:03.56 [6] (0:08.31)	0:55.25 [2] (0:10.56)	0:44.69 [2] (0:10.91)	0:33.78 [2] (0:11.10)	0:22.68 [2] (0:11.05)	0:11.63 [4] (0:11.63)
Average Speed [km/h]	47.7	68.4	66.0	64.8	65.1	61.9
Top Speed [km/h]	66.8	69.4	67.1	66.2	65.6	65.4
Avg. Dist. to Rail [m]	5.6	2.1	0.2	0.2	0.6	0.5
Avg. Stride Freq. [Hz]	2.3	2.5	2.4	2.4	2.4	2.4
Avg. Stride Length [m]	5.8	7.5	7.6	7.5	7.4	7.3



- [] Ranking at each section and finish
- .-.- No data available at this section
- NA No data available



Doomben QLD Professional

Race 2: Stronger First Foals QTIS Two-Years-Old Plate - 1050m

26 October 2024 - 12:14



BRISBANE
RACING CLUB

Track Rating: Good 4, Weather: Fine, Rail Position: +0.5m Entire

Section		Field Times											Last 600m	
		Overall	1000m	800m	600m	400m	200m						0:34.21	
		1:01.04 (0:04.89)	0:56.15 (0:11.05)	0:45.10 (0:10.89)	0:34.21 (0:11.07)	0:23.14 (0:11.02)	0:12.12 (0:12.12)							
Rank	TAB Horse/Jockey	Barrier	Top Speed [km/h]	Fastest Section								Margin	Distance Travelled [m]	
1	1 BETTERLUCKNEXTTIME Nikita Beriman	4	68.8 600m	0:05.02 Overall	1:01.04 [1] (0:05.02)	0:56.02 [2] (0:11.13)	0:44.89 [4] (0:10.90)	0:33.99 [3] (0:11.16)	0:22.83 [3] (0:10.93)	0:11.90 [2] (0:11.90)	1:01.04	0:33.99		
2	5 CANOODLING Emily Lang	5	68.3 800m	0:05.04 Overall	1:01.21 [2] (0:05.04)	0:56.17 [3] (0:10.96)	0:45.21 [2] (0:10.83)	0:34.38 [1] (0:11.07)	0:23.31 [1] (0:11.02)	0:12.29 [1] (0:12.29)	1.04L	0:34.38	+0	
3	8 LA BELLA BOOM Angela Jones	7	68.4 800m	0:05.19 Overall	1:01.23 [3] (0:05.19)	0:56.04 [5] (0:11.24)	0:44.80 [6] (0:10.95)	0:33.85 [6] (0:11.19)	0:22.66 [6] (0:10.89)	0:11.77 [5] (0:11.77)	1.17L	0:33.85	+6	
4	10 TINKERBELLA Hannah Richardson	2	68.3 1000m	0:04.89 Overall	1:01.36 [4] (0:04.89)	0:56.47 [1] (0:11.05)	0:45.42 [1] (0:10.95)	0:34.47 [2] (0:11.16)	0:23.31 [2] (0:11.16)	0:12.15 [3] (0:12.15)	1.9L	0:34.47	+0	
5	9 LOVE TO TORQUE Kyle Wilson-Taylor	1	67.8 600m	0:05.04 Overall	1:01.48 [5] (0:05.04)	0:56.44 [3] (0:11.21)	0:45.23 [5] (0:10.98)	0:34.25 [5] (0:11.17)	0:23.08 [4] (0:11.04)	0:12.04 [4] (0:12.04)	2.61L	0:34.25	-2	
6	3 TURBO TORQUE Jake Bayliss	6	67.0 800m	0:05.25 Overall	1:01.68 [6] (0:05.25)	0:56.43 [7] (0:11.49)	0:44.94 [8] (0:10.98)	0:33.96 [8] (0:11.02)	0:22.94 [8] (0:10.98)	0:11.96 [7] (0:11.96)	3.79L	0:33.96	-3	
7	6 EGYPTIAN GODDESS Samantha Collett	8	69.5 1000m	0:05.24 Overall	1:02.06 [7] (0:05.24)	0:56.82 [6] (0:10.85)	0:45.97 [3] (0:11.00)	0:34.97 [4] (0:11.32)	0:23.65 [5] (0:11.06)	0:12.59 [6] (0:12.59)	6.03L	0:34.97	+6	
8	7 HAPPY COFFEE Robbie Dolan	3	69.2 800m	0:05.29 Overall	1:02.11 [8] (0:05.29)	0:56.82 [8] (0:11.20)	0:45.62 [7] (0:11.07)	0:34.55 [7] (0:11.06)	0:23.49 [7] (0:11.27)	0:12.22 [8] (0:12.22)	6.29L	0:34.55	+1	

Scratched: Mishani Extreme (#2), Cuddles For Kimmy (#4)

[] Ranking at each section and finish
 -:-:- No data available at this section
 NA No data available

SCN Saddle cloth number
 DNF Did not finish
 DNT Did not track



Horse/Jockey Name	Betterlucknexttime
Final Rank	1
Fastest Section Time (Section)	0:05.02 (Overall)
Top Speed [km/h] (Section)	68.8 (600m)
Race State	Finished



Doomben QLD Professional



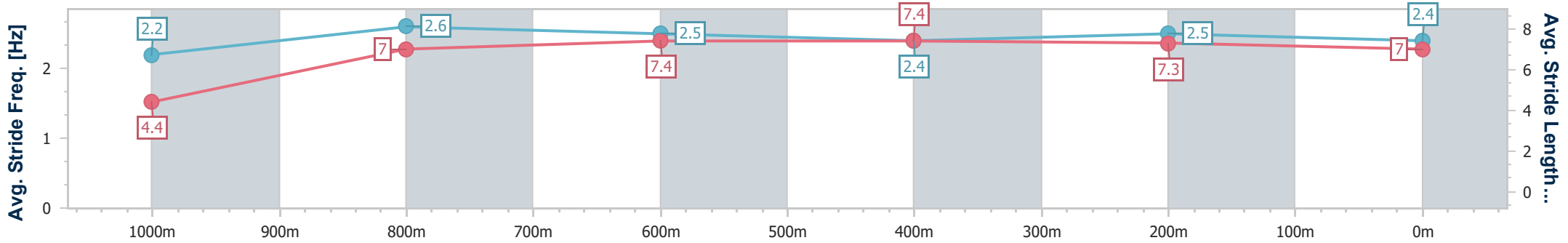
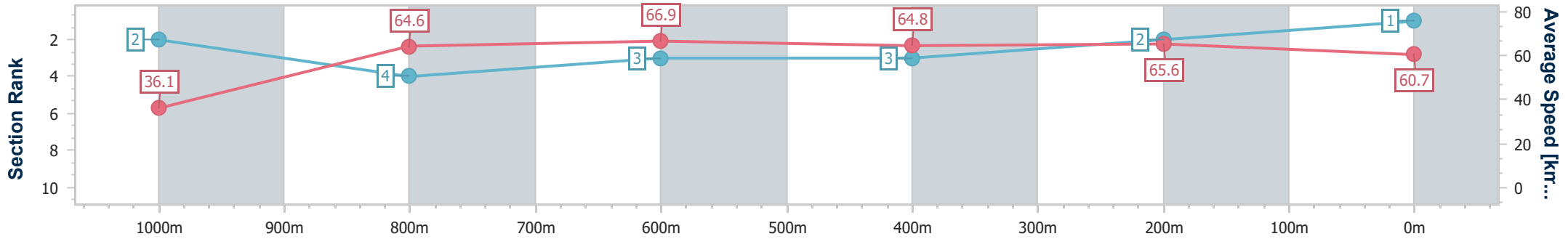
Race 2: Stronger First Foals QTIS Two-Years-Old Plate - 1050m

26 October 2024 - 12:14

BRISBANE RACING CLUB

Track Rating: Good 4, Weather: Fine, Rail Position: +0.5m Entire

Section	Overall	1000m	800m	600m	400m	200m
Section Times	1:01.04 [1] (0:05.02)	0:56.02 [2] (0:11.13)	0:44.89 [4] (0:10.90)	0:33.99 [3] (0:11.16)	0:22.83 [3] (0:10.93)	0:11.90 [2] (0:11.90)
Average Speed [km/h]	36.1	64.6	66.9	64.8	65.6	60.7
Top Speed [km/h]	55.8	68.7	68.2	68.8	68.4	63.6
Avg. Dist. to Rail [m]	5.4	1.0	1.4	1.1	1.1	1.5
Avg. Stride Freq. [Hz]	2.2	2.6	2.5	2.4	2.5	2.4
Avg. Stride Length [m]	4.4	7.0	7.4	7.4	7.3	7.0



- [] Ranking at each section and finish
- .-.- No data available at this section
- NA No data available



Horse/Jockey Name	Canoodling
Final Rank	2
Fastest Section Time (Section)	0:05.04 (Overall)
Top Speed [km/h] (Section)	68.3 (800m)
Race State	Finished



Doomben QLD Professional



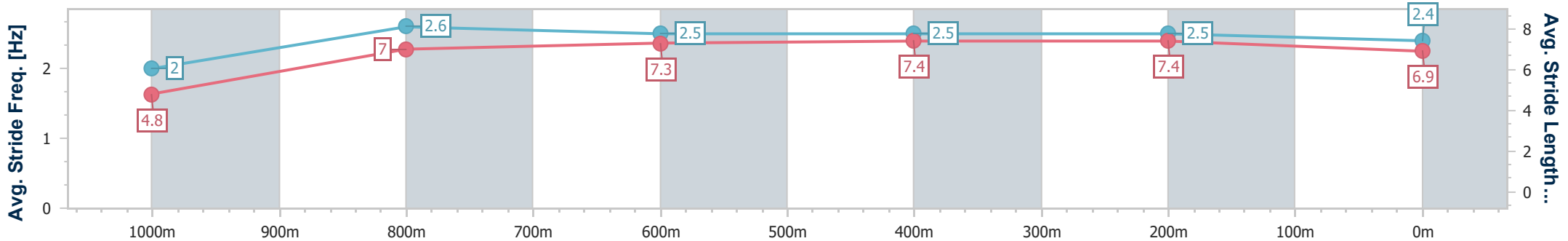
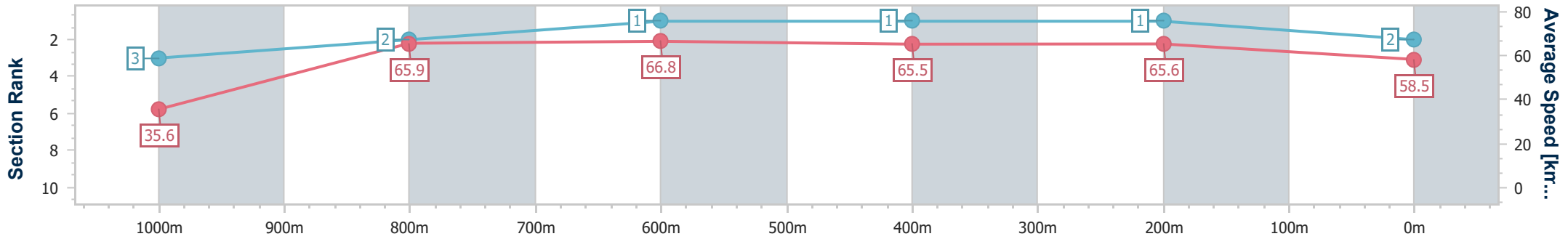
Race 2: Stronger First Foals QTIS Two-Years-Old Plate - 1050m

26 October 2024 - 12:14

BRISBANE RACING CLUB

Track Rating: Good 4, Weather: Fine, Rail Position: +0.5m Entire

Section	Overall	1000m	800m	600m	400m	200m
Section Times	1:01.21 [2] (0:05.04)	0:56.17 [3] (0:10.96)	0:45.21 [2] (0:10.83)	0:34.38 [1] (0:11.07)	0:23.31 [1] (0:11.02)	0:12.29 [1] (0:12.29)
Average Speed [km/h]	35.6	65.9	66.8	65.5	65.6	58.5
Top Speed [km/h]	60.1	68.3	68.3	67.4	67.2	62.4
Avg. Dist. to Rail [m]	6.7	2.1	1.3	1.8	0.8	0.6
Avg. Stride Freq. [Hz]	2.0	2.6	2.5	2.5	2.5	2.4
Avg. Stride Length [m]	4.8	7.0	7.3	7.4	7.4	6.9



- [] Ranking at each section and finish
- .-.- No data available at this section
- NA No data available



Horse/Jockey Name	La Bella Boom
Final Rank	3
Fastest Section Time (Section)	0:05.19 (Overall)
Top Speed [km/h] (Section)	68.4 (800m)
Race State	Finished



Doomben QLD Professional



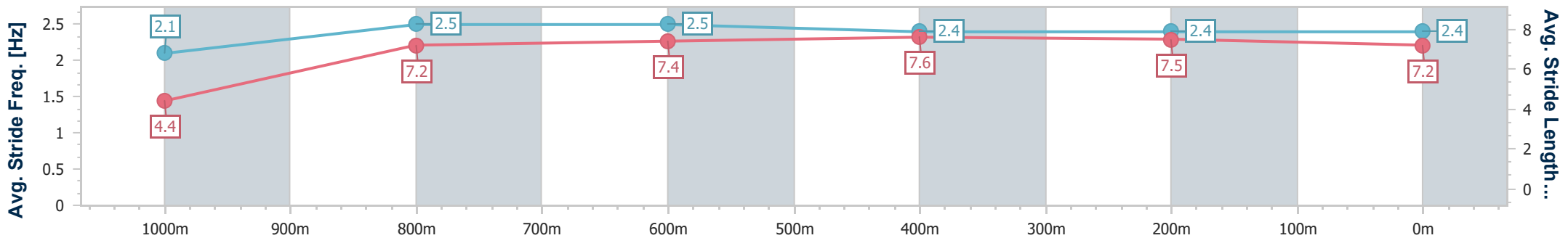
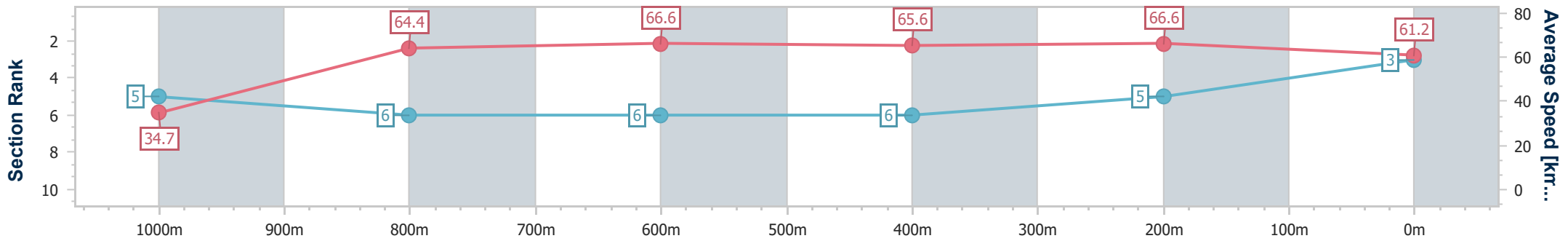
Race 2: Stronger First Foals QTIS Two-Years-Old Plate - 1050m

26 October 2024 - 12:14

Track Rating: Good 4, Weather: Fine, Rail Position: +0.5m Entire

BRISBANE RACING CLUB

Section	Overall	1000m	800m	600m	400m	200m
Section Times	1:01.23 [3] (0:05.19)	0:56.04 [5] (0:11.24)	0:44.80 [6] (0:10.95)	0:33.85 [6] (0:11.19)	0:22.66 [6] (0:10.89)	0:11.77 [5] (0:11.77)
Average Speed [km/h]	34.7	64.4	66.6	65.6	66.6	61.2
Top Speed [km/h]	55.4	68.3	68.4	68.0	68.0	64.3
Avg. Dist. to Rail [m]	8.6	3.1	2.7	3.2	4.5	4.7
Avg. Stride Freq. [Hz]	2.1	2.5	2.5	2.4	2.4	2.4
Avg. Stride Length [m]	4.4	7.2	7.4	7.6	7.5	7.2



- [] Ranking at each section and finish
- .-.- No data available at this section
- NA No data available



Horse/Jockey Name	Tinkerbella
Final Rank	4
Fastest Section Time (Section)	0:04.89 (Overall)
Top Speed [km/h] (Section)	68.3 (1000m)
Race State	Finished



Doomben QLD Professional



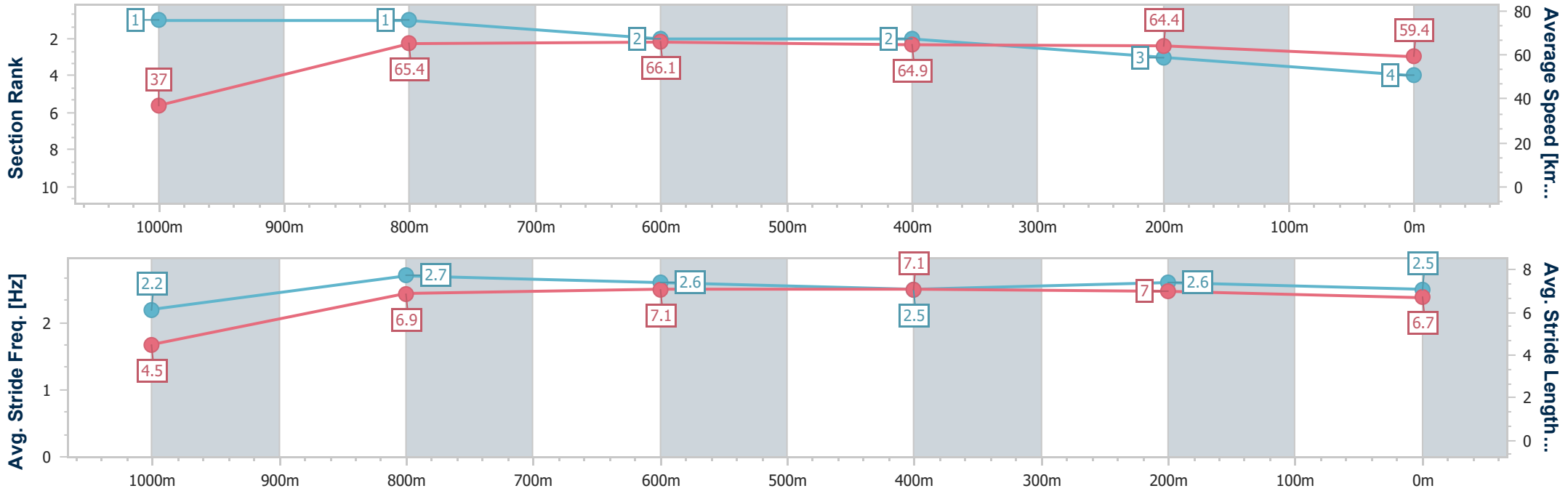
Race 2: Stronger First Foals QTIS Two-Years-Old Plate - 1050m

26 October 2024 - 12:14

BRISBANE RACING CLUB

Track Rating: Good 4, Weather: Fine, Rail Position: +0.5m Entire

Section	Overall	1000m	800m	600m	400m	200m
Section Times	1:01.36 [4] (0:04.89)	0:56.47 [1] (0:11.05)	0:45.42 [1] (0:10.95)	0:34.47 [2] (0:11.16)	0:23.31 [2] (0:11.16)	0:12.15 [3] (0:12.15)
Average Speed [km/h]	37.0	65.4	66.1	64.9	64.4	59.4
Top Speed [km/h]	58.1	68.3	67.6	66.8	65.4	62.8
Avg. Dist. to Rail [m]	3.3	0.5	1.5	0.9	0.6	0.4
Avg. Stride Freq. [Hz]	2.2	2.7	2.6	2.5	2.6	2.5
Avg. Stride Length [m]	4.5	6.9	7.1	7.1	7.0	6.7



- [] Ranking at each section and finish
- .-.- No data available at this section
- NA No data available



Horse/Jockey Name	Love To Torque
Final Rank	5
Fastest Section Time (Section)	0:05.04 (Overall)
Top Speed [km/h] (Section)	67.8 (600m)
Race State	Finished



Doomben QLD Professional



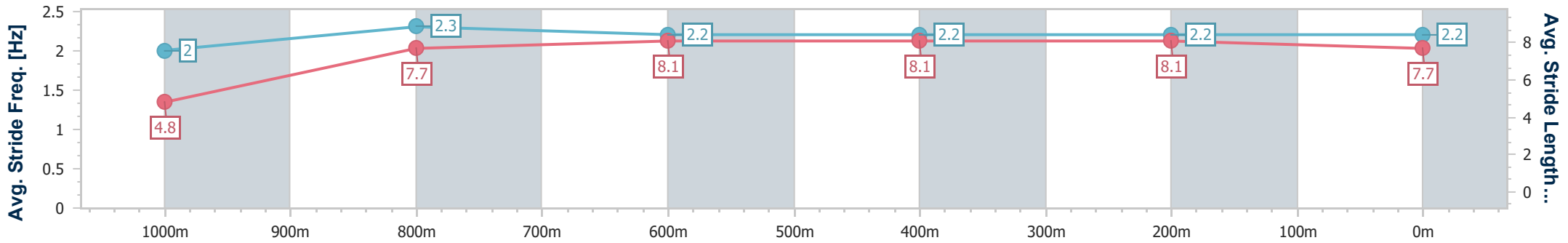
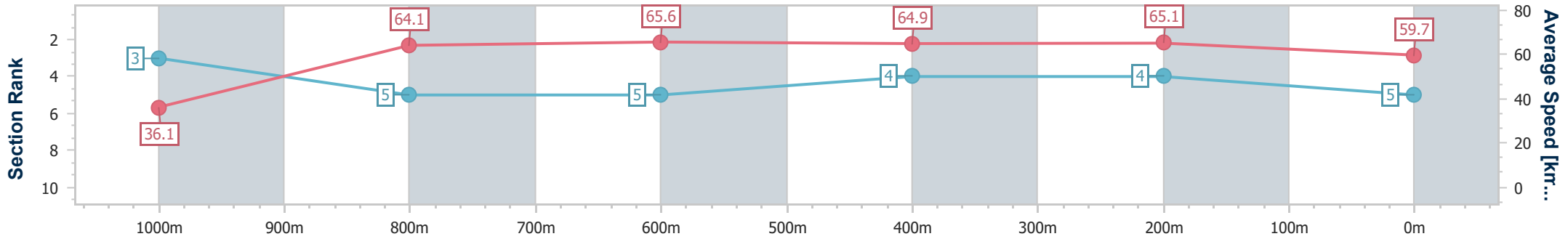
Race 2: Stronger First Foals QTIS Two-Years-Old Plate - 1050m

26 October 2024 - 12:14

Track Rating: Good 4, Weather: Fine, Rail Position: +0.5m Entire

BRISBANE RACING CLUB

Section	Overall	1000m	800m	600m	400m	200m
Section Times	1:01.48 [5] (0:05.04)	0:56.44 [3] (0:11.21)	0:45.23 [5] (0:10.98)	0:34.25 [5] (0:11.17)	0:23.08 [4] (0:11.04)	0:12.04 [4] (0:12.04)
Average Speed [km/h]	36.1	64.1	65.6	64.9	65.1	59.7
Top Speed [km/h]	56.5	67.4	67.8	67.8	66.1	62.7
Avg. Dist. to Rail [m]	2.1	1.1	1.1	1.1	0.6	1.2
Avg. Stride Freq. [Hz]	2.0	2.3	2.2	2.2	2.2	2.2
Avg. Stride Length [m]	4.8	7.7	8.1	8.1	8.1	7.7



- [] Ranking at each section and finish
- .-.- No data available at this section
- NA No data available



Horse/Jockey Name	Turbo Torque
Final Rank	6
Fastest Section Time (Section)	0:05.25 (Overall)
Top Speed [km/h] (Section)	67.0 (800m)
Race State	Finished



Doomben QLD Professional



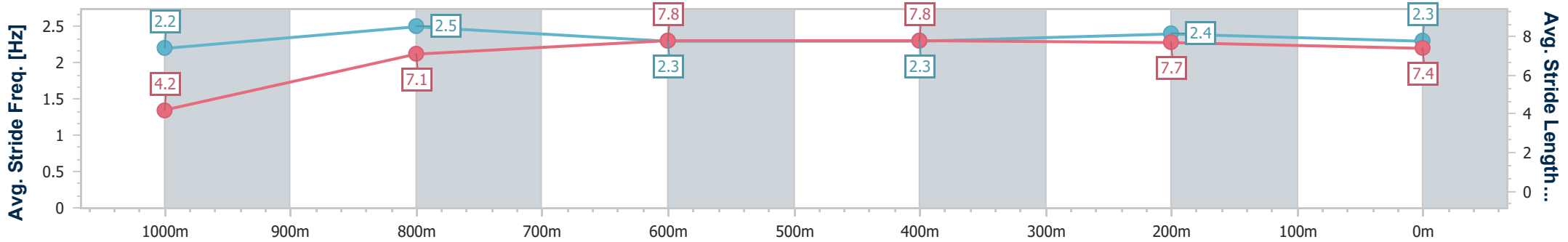
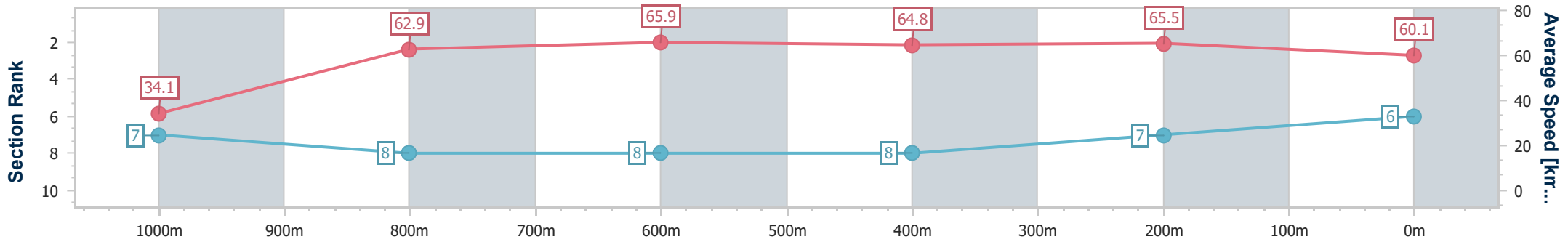
Race 2: Stronger First Foals QTIS Two-Years-Old Plate - 1050m

26 October 2024 - 12:14

BRISBANE RACING CLUB

Track Rating: Good 4, Weather: Fine, Rail Position: +0.5m Entire

Section	Overall	1000m	800m	600m	400m	200m
Section Times	1:01.68 [6] (0:05.25)	0:56.43 [7] (0:11.49)	0:44.94 [8] (0:10.98)	0:33.96 [8] (0:11.02)	0:22.94 [8] (0:10.98)	0:11.96 [7] (0:11.96)
Average Speed [km/h]	34.1	62.9	65.9	64.8	65.5	60.1
Top Speed [km/h]	55.3	65.3	67.0	66.9	66.6	64.0
Avg. Dist. to Rail [m]	7.6	2.4	0.4	1.0	1.8	2.3
Avg. Stride Freq. [Hz]	2.2	2.5	2.3	2.3	2.4	2.3
Avg. Stride Length [m]	4.2	7.1	7.8	7.8	7.7	7.4



- [] Ranking at each section and finish
- .-.- No data available at this section
- NA No data available



Horse/Jockey Name	Egyptian Goddess
Final Rank	7
Fastest Section Time (Section)	0:05.24 (Overall)
Top Speed [km/h] (Section)	69.5 (1000m)
Race State	Finished



Doomben QLD Professional



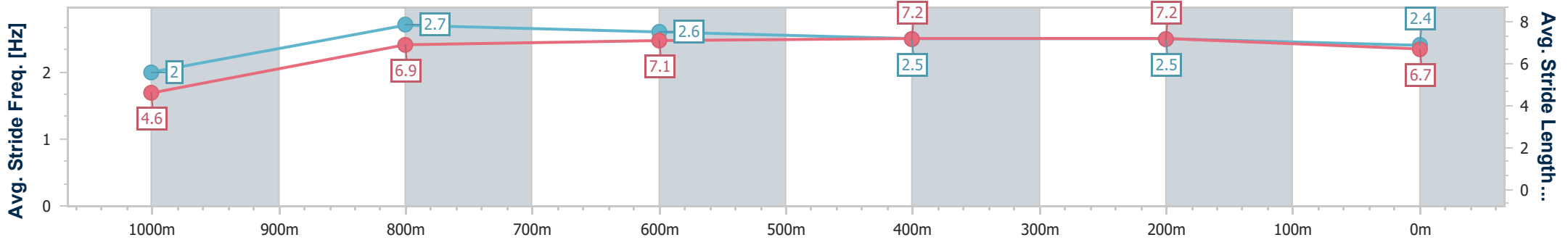
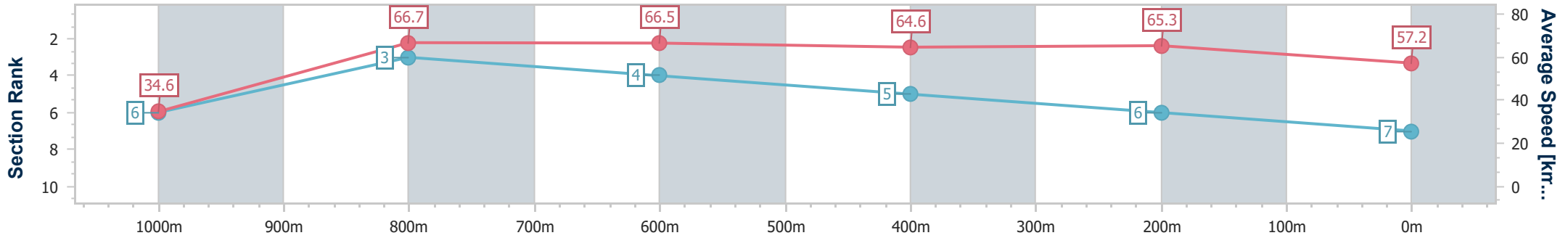
Race 2: Stronger First Foals QTIS Two-Years-Old Plate - 1050m

26 October 2024 - 12:14

BRISBANE RACING CLUB

Track Rating: Good 4, Weather: Fine, Rail Position: +0.5m Entire

Section	Overall	1000m	800m	600m	400m	200m
Section Times	1:02.06 [7] (0:05.24)	0:56.82 [6] (0:10.85)	0:45.97 [3] (0:11.00)	0:34.97 [4] (0:11.32)	0:23.65 [5] (0:11.06)	0:12.59 [6] (0:12.59)
Average Speed [km/h]	34.6	66.7	66.5	64.6	65.3	57.2
Top Speed [km/h]	56.9	69.5	69.3	67.0	67.9	62.7
Avg. Dist. to Rail [m]	9.5	4.4	3.3	2.6	3.3	3.0
Avg. Stride Freq. [Hz]	2.0	2.7	2.6	2.5	2.5	2.4
Avg. Stride Length [m]	4.6	6.9	7.1	7.2	7.2	6.7



- [] Ranking at each section and finish
- .-.- No data available at this section
- NA No data available



Horse/Jockey Name	Happy Coffee
Final Rank	8
Fastest Section Time (Section)	0:05.29 (Overall)
Top Speed [km/h] (Section)	69.2 (800m)
Race State	Finished



Doomben QLD Professional



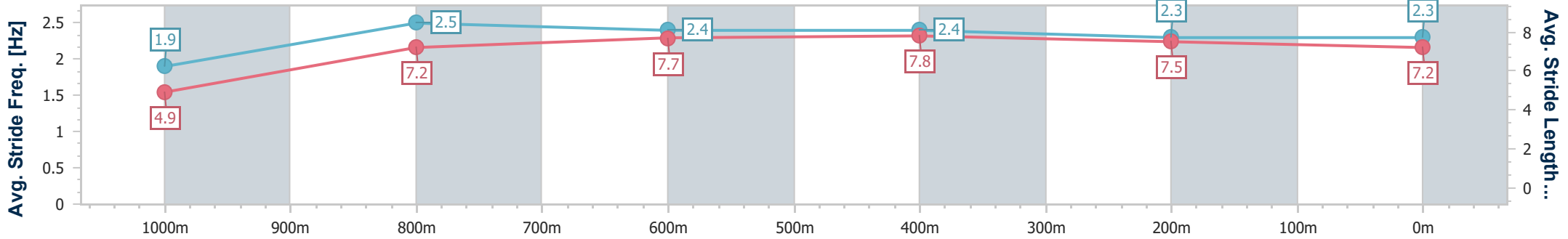
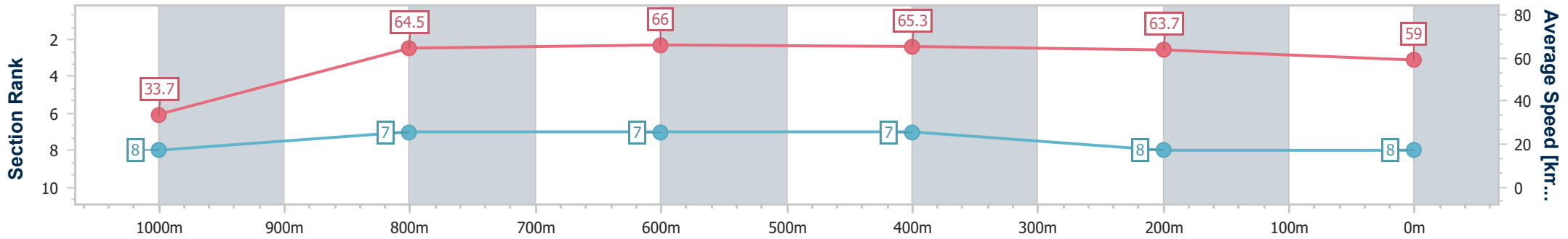
Race 2: Stronger First Foals QTIS Two-Years-Old Plate - 1050m

26 October 2024 - 12:14

BRISBANE RACING CLUB

Track Rating: Good 4, Weather: Fine, Rail Position: +0.5m Entire

Section	Overall	1000m	800m	600m	400m	200m
Section Times	1:02.11 [8] (0:05.29)	0:56.82 [8] (0:11.20)	0:45.62 [7] (0:11.07)	0:34.55 [7] (0:11.06)	0:23.49 [7] (0:11.27)	0:12.22 [8] (0:12.22)
Average Speed [km/h]	33.7	64.5	66.0	65.3	63.7	59.0
Top Speed [km/h]	57.7	67.6	69.2	67.0	64.8	62.6
Avg. Dist. to Rail [m]	4.3	1.1	2.1	1.1	1.0	0.6
Avg. Stride Freq. [Hz]	1.9	2.5	2.4	2.4	2.3	2.3
Avg. Stride Length [m]	4.9	7.2	7.7	7.8	7.5	7.2



- [] Ranking at each section and finish
- .-.-.- No data available at this section
- NA No data available



Doomben QLD Professional

Race 3: Ladbrokes Lys Gracieux 2019 Class 3 Handicap - 1600m

26 October 2024 - 12:48



BRISBANE
RACING CLUB

Track Rating: Good 4, Weather: Fine, Rail Position: +0.5m Entire

Section													
Field Times	Overall	1400m	1200m	1000m	800m	600m	400m	Last 600m					
	1:35.66 (0:13.93)	1:21.73 (0:11.33)	1:10.40 (0:11.63)	0:58.77 (0:11.97)	0:46.80 (0:12.09)	0:34.71 (0:11.82)	0:22.89 (0:11.24)	0:34.71					
Rank	TAB	Horse/Jockey	Barrier	Top Speed [km/h]	Fastest Section								Distance Travelled [m]
1	4	MERCHANT FLYER Andrew Mallyon	3	66.9 400m	0:10.80 400m	1:35.66 [1] (0:14.41)	1:21.25 [6] (0:11.78)	1:09.47 [7] (0:11.60)	0:57.87 [7] (0:12.02)	0:45.85 [7] (0:12.01)	0:33.84 [7] (0:11.71)	0:22.13 [7] (0:10.80)	0:33.84
2	11	EL PENSADOR Kyle Wilson-Taylor	5	67.7 400m	0:10.89 400m	1:35.66 [2] (0:14.29)	1:21.37 [5] (0:11.63)	1:09.74 [5] (0:11.65)	0:58.09 [5] (0:11.93)	0:46.16 [6] (0:11.99)	0:34.17 [5] (0:11.71)	0:22.46 [5] (0:10.89)	0:34.17 +0
3	5	MOSZUR Noel Callow	1	65.9 400m	0:11.04 400m	1:35.85 [3] (0:14.47)	1:21.38 [7] (0:11.58)	1:09.80 [6] (0:11.61)	0:58.19 [6] (0:11.83)	0:46.36 [5] (0:12.06)	0:34.30 [6] (0:11.80)	0:22.50 [6] (0:11.04)	0:34.30 -5
4	8	RASHFORD Tahlia Fenlon	2	66.9 400m	0:10.91 400m	1:35.85 [4] (0:14.77)	1:21.08 [9] (0:11.67)	1:09.41 [8] (0:11.68)	0:57.73 [8] (0:11.80)	0:45.93 [8] (0:11.93)	0:34.00 [8] (0:11.85)	0:22.15 [10] (0:10.91)	0:34.00 -5
5	14	SANBANO Cejay Graham	11	65.9 Overall	0:11.24 400m	1:35.86 [5] (0:13.93)	1:21.93 [1] (0:11.33)	1:10.60 [1] (0:11.63)	0:58.97 [1] (0:11.97)	0:47.00 [1] (0:12.09)	0:34.91 [1] (0:11.82)	0:23.09 [1] (0:11.24)	0:34.91 -2
6	1	CASTILLIAN Angela Jones	7	65.4 1400m	0:11.23 400m	1:35.95 [6] (0:14.14)	1:21.81 [4] (0:11.33)	1:10.48 [2] (0:11.60)	0:58.88 [2] (0:11.98)	0:46.90 [2] (0:12.16)	0:34.74 [2] (0:11.76)	0:22.98 [2] (0:11.23)	0:34.74 -7
7	12	MOOTESSA Nikita Beriman	6	65.5 400m	0:11.23 400m	1:35.96 [7] (0:13.99)	1:21.97 [2] (0:11.59)	1:10.38 [4] (0:11.68)	0:58.70 [4] (0:12.05)	0:46.65 [4] (0:12.08)	0:34.57 [4] (0:11.69)	0:22.88 [4] (0:11.23)	0:34.57 +1
8	3	READY AZZ EVA Emily Lang	9	66.9 400m	0:10.90 400m	1:36.05 [8] (0:14.95)	1:21.10 [11] (0:11.86)	1:09.24 [11] (0:11.73)	0:57.51 [11] (0:11.63)	0:45.88 [11] (0:11.93)	0:33.95 [11] (0:11.66)	0:22.29 [11] (0:10.90)	0:33.95 -11
9	6	DIANA'S AFFAIR Ryan Maloney	10	67.0 400m	0:10.92 400m	1:36.14 [9] (0:14.91)	1:21.23 [10] (0:11.81)	1:09.42 [10] (0:11.65)	0:57.77 [10] (0:11.77)	0:46.00 [10] (0:11.83)	0:34.17 [10] (0:11.72)	0:22.45 [9] (0:10.92)	0:34.17 -4
10	10	AERIAL DANCER Ron Stewart	4	65.1 400m	0:11.17 400m	1:36.17 [10] (0:14.00)	1:22.17 [3] (0:11.57)	1:10.60 [3] (0:11.67)	0:58.93 [3] (0:12.04)	0:46.89 [3] (0:12.11)	0:34.78 [3] (0:11.68)	0:23.10 [3] (0:11.17)	0:34.78 -5

Scratched: Showman (#13), Striking Plains (#9), Aichi Icon (#7)

[] Ranking at each section and finish
 -:-:- No data available at this section
 NA No data available

SCN Saddle cloth number
 DNF Did not finish
 DNT Did not track



Doomben QLD Professional

Race 3: Ladbrokes Lys Gracieux 2019 Class 3 Handicap - 1600m

26 October 2024 - 12:48



BRISBANE
RACING CLUB

Track Rating: Good 4, Weather: Fine, Rail Position: +0.5m Entire

Section	Overall	1400m	1200m	1000m	800m	600m	400m	Last 600m
Field Times	1:35.66 (0:13.93)	1:21.73 (0:11.33)	1:10.40 (0:11.63)	0:58.77 (0:11.97)	0:46.80 (0:12.09)	0:34.71 (0:11.82)	0:22.89 (0:11.24)	0:34.71

Rank	TAB	Horse/Jockey	Barrier	Top Speed [km/h]	Fastest Section	Overall	1400m	1200m	1000m	800m	600m	400m	Last 600m	Distance Travelled [m]
11	2	ADELAD	8	64.9	0:11.28	1:37.02 [11]	1:22.33 [8]	1:10.55 [9]	0:58.90 [9]	0:46.98 [9]	0:35.08 [9]	0:23.33 [8]	0:35.08	+1
		Jag Guthmann-Chester		400m	400m	(0:14.69)	(0:11.78)	(0:11.65)	(0:11.92)	(0:11.90)	(0:11.75)	(0:11.28)		

Scratched: Showman (#13), Striking Plains (#9), Aichi Icon (#7)

[] Ranking at each section and finish
 -:-:- No data available at this section
 NA No data available

SCN Saddle cloth number
 DNF Did not finish
 DNT Did not track



Doomben QLD Professional

Race 3: Ladbrokes Lys Gracieux 2019 Class 3 Handicap - 1600m

26 October 2024 - 12:48



BRISBANE
RACING CLUB

Track Rating: Good 4, Weather: Fine, Rail Position: +0.5m Entire

Section				200m				Last 600m	
Field Times				0:11.65 (0:11.65)				0:34.71	
Rank	TAB	Horse/Jockey	Barrier	Top Speed [km/h]	Fastest Section	Margin			Distance Travelled [m]
1	4	MERCHANT FLYER Andrew Mallyon	3	66.9 400m	0:10.80 400m	0:11.33 [6] (0:11.33)	1:35.66		0:33.84
2	11	EL PENSADOR Kyle Wilson-Taylor	5	67.7 400m	0:10.89 400m	0:11.57 [2] (0:11.57)	0.01L		0:34.17 +0
3	5	MOSZUR Noel Callow	1	65.9 400m	0:11.04 400m	0:11.46 [7] (0:11.46)	1.12L		0:34.30 -5
4	8	RASHFORD Tahlia Fenlon	2	66.9 400m	0:10.91 400m	0:11.24 [9] (0:11.24)	1.14L		0:34.00 -5
5	14	SANBANO Cejay Graham	11	65.9 Overall	0:11.24 400m	0:11.85 [1] (0:11.85)	1.18L		0:34.91 -2
6	1	CASTILLIAN Angela Jones	7	65.4 1400m	0:11.23 400m	0:11.75 [3] (0:11.75)	1.72L		0:34.74 -7
7	12	MOOTESSA Nikita Beriman	6	65.5 400m	0:11.23 400m	0:11.65 [5] (0:11.65)	1.77L		0:34.57 +1
8	3	READY AZZ EVA Emily Lang	9	66.9 400m	0:10.90 400m	0:11.39 [10] (0:11.39)	2.28L		0:33.95 -11
9	6	DIANA'S AFFAIR Ryan Maloney	10	67.0 400m	0:10.92 400m	0:11.53 [8] (0:11.53)	2.83L		0:34.17 -4
10	10	AERIAL DANCER Ron Stewart	4	65.1 400m	0:11.17 400m	0:11.93 [4] (0:11.93)	3.01L		0:34.78 -5

Scratched: Showman (#13), Striking Plains (#9), Aichi Icon (#7)

[] Ranking at each section and finish
 -:-:- No data available at this section
 NA No data available

SCN Saddle cloth number
 DNF Did not finish
 DNT Did not track



Doomben QLD Professional

Race 3: Ladbrokes Lys Gracieux 2019 Class 3 Handicap - 1600m

26 October 2024 - 12:48



BRISBANE
RACING CLUB

Track Rating: Good 4, Weather: Fine, Rail Position: +0.5m Entire

Section				200m				Last 600m		
Field Times				0:11.65 (0:11.65)				0:34.71		
Rank	TAB	Horse/Jockey	Barrier	Top Speed [km/h]	Fastest Section	Margin			Distance Travelled [m]	
11	2	ADELAD	8	64.9	0:11.28	0:12.05 [11]	8L		0:35.08	+1
		Jag Guthmann-Chester		400m	400m	(0:12.05)				

Scratched: Showman (#13), Striking Plains (#9), Aichi Icon (#7)

[] Ranking at each section and finish
 -:-:- No data available at this section
 NA No data available

SCN Saddle cloth number
 DNF Did not finish
 DNT Did not track



Horse/Jockey Name	Merchant Flyer
Final Rank	1
Fastest Section Time (Section)	0:10.80 (400m)
Top Speed [km/h] (Section)	66.9 (400m)
Race State	Finished



Doomben QLD Professional
Race 3: Ladbrokes Lys Gracieux 2019 Class 3 Handicap - 1600m

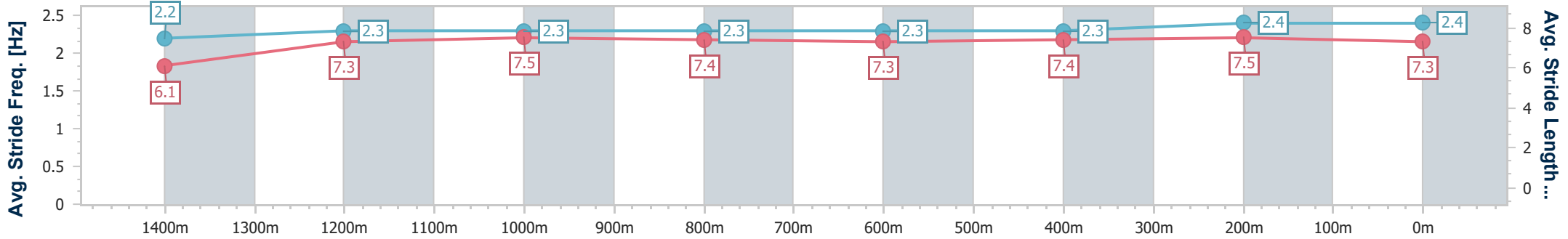
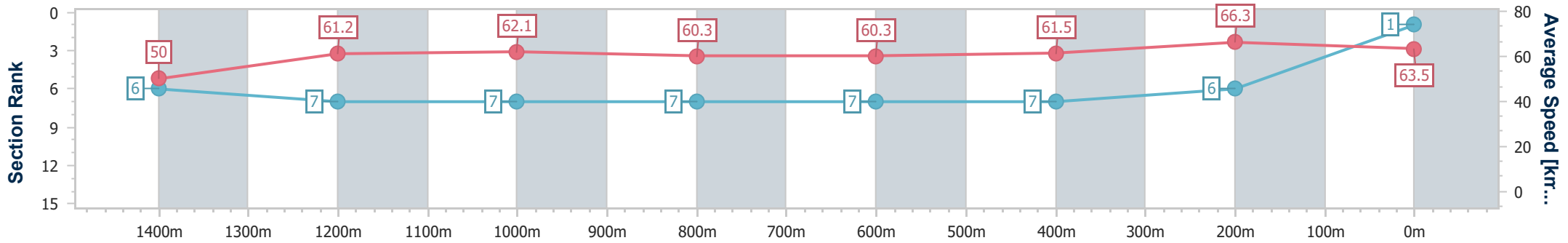
26 October 2024 - 12:48

Track Rating: Good 4, Weather: Fine, Rail Position: +0.5m Entire



BRISBANE
RACING CLUB

Section	Overall	1400m	1200m	1000m	800m	600m	400m	200m
Section Times	1:35.66 [1] (0:14.41)	1:21.25 [6] (0:11.78)	1:09.47 [7] (0:11.60)	0:57.87 [7] (0:12.02)	0:45.85 [7] (0:12.01)	0:33.84 [7] (0:11.71)	0:22.13 [7] (0:10.80)	0:11.33 [6] (0:11.33)
Average Speed [km/h]	50.0	61.2	62.1	60.3	60.3	61.5	66.3	63.5
Top Speed [km/h]	61.2	62.3	62.8	61.7	61.5	64.5	66.9	66.5
Avg. Dist. to Rail [m]	0.9	0.7	1.0	1.5	1.3	1.2	1.6	0.4
Avg. Stride Freq. [Hz]	2.2	2.3	2.3	2.3	2.3	2.3	2.4	2.4
Avg. Stride Length [m]	6.1	7.3	7.5	7.4	7.3	7.4	7.5	7.3



- [] Ranking at each section and finish
- .-.- No data available at this section
- NA No data available



Horse/Jockey Name	El Pensador
Final Rank	2
Fastest Section Time (Section)	0:10.89 (400m)
Top Speed [km/h] (Section)	67.7 (400m)
Race State	Finished



Doomben QLD Professional
Race 3: Ladbrokes Lys Gracieux 2019 Class 3 Handicap - 1600m

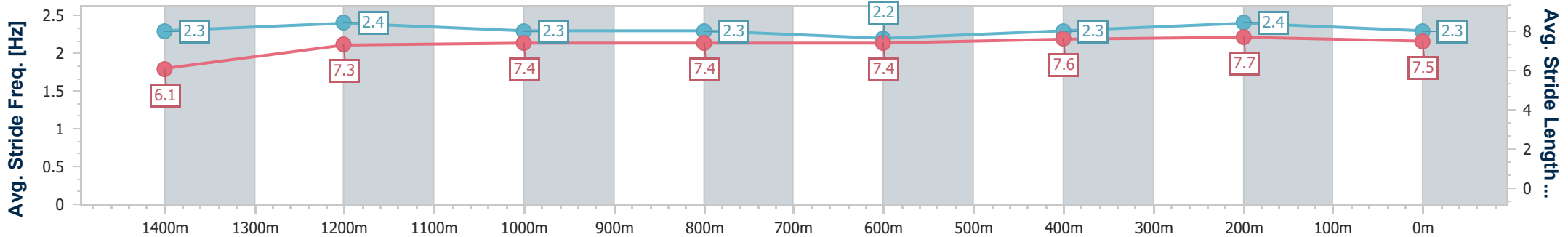
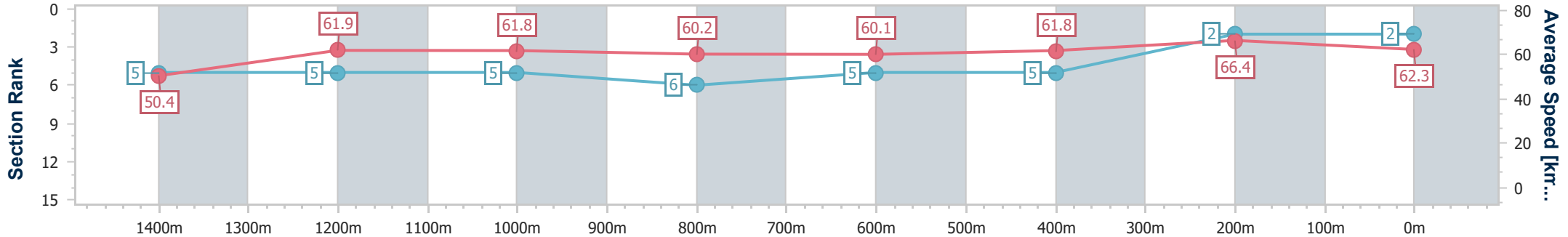
26 October 2024 - 12:48

Track Rating: Good 4, Weather: Fine, Rail Position: +0.5m Entire



BRISBANE
RACING CLUB

Section	Overall	1400m	1200m	1000m	800m	600m	400m	200m
Section Times	1:35.66 [2] (0:14.29)	1:21.37 [5] (0:11.63)	1:09.74 [5] (0:11.65)	0:58.09 [5] (0:11.93)	0:46.16 [6] (0:11.99)	0:34.17 [5] (0:11.71)	0:22.46 [5] (0:10.89)	0:11.57 [2] (0:11.57)
Average Speed [km/h]	50.4	61.9	61.8	60.2	60.1	61.8	66.4	62.3
Top Speed [km/h]	62.2	64.5	62.4	61.5	60.9	64.4	67.7	66.6
Avg. Dist. to Rail [m]	1.9	0.4	0.2	0.4	0.2	1.0	0.9	0.5
Avg. Stride Freq. [Hz]	2.3	2.4	2.3	2.3	2.2	2.3	2.4	2.3
Avg. Stride Length [m]	6.1	7.3	7.4	7.4	7.4	7.6	7.7	7.5



- [] Ranking at each section and finish
- .-.- No data available at this section
- NA No data available



Horse/Jockey Name	Mozsur
Final Rank	3
Fastest Section Time (Section)	0:11.04 (400m)
Top Speed [km/h] (Section)	65.9 (400m)
Race State	Finished



Doomben QLD Professional
Race 3: Ladbrokes Lys Gracieux 2019 Class 3 Handicap - 1600m

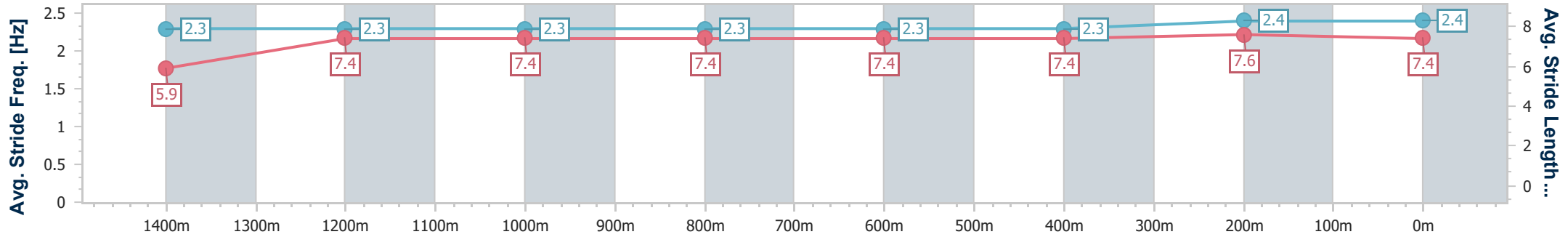
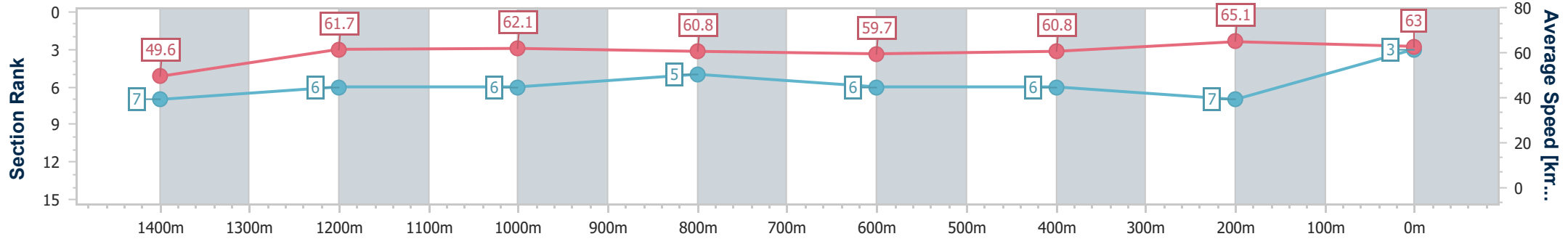
26 October 2024 - 12:48

Track Rating: Good 4, Weather: Fine, Rail Position: +0.5m Entire



BRISBANE
RACING CLUB

Section	Overall	1400m	1200m	1000m	800m	600m	400m	200m
Section Times	1:35.85 [3] (0:14.47)	1:21.38 [7] (0:11.58)	1:09.80 [6] (0:11.61)	0:58.19 [6] (0:11.83)	0:46.36 [5] (0:12.06)	0:34.30 [6] (0:11.80)	0:22.50 [6] (0:11.04)	0:11.46 [7] (0:11.46)
Average Speed [km/h]	49.6	61.7	62.1	60.8	59.7	60.8	65.1	63.0
Top Speed [km/h]	61.7	62.8	62.4	62.1	60.2	64.3	65.9	64.7
Avg. Dist. to Rail [m]	1.6	1.6	0.4	0.4	0.2	0.4	0.9	0.4
Avg. Stride Freq. [Hz]	2.3	2.3	2.3	2.3	2.3	2.3	2.4	2.4
Avg. Stride Length [m]	5.9	7.4	7.4	7.4	7.4	7.4	7.6	7.4



- [] Ranking at each section and finish
- .-.- No data available at this section
- NA No data available



Horse/Jockey Name	Rashford
Final Rank	4
Fastest Section Time (Section)	0:10.91 (400m)
Top Speed [km/h] (Section)	66.9 (400m)
Race State	Finished



Doomben QLD Professional
Race 3: Ladbrokes Lys Gracieux 2019 Class 3 Handicap - 1600m

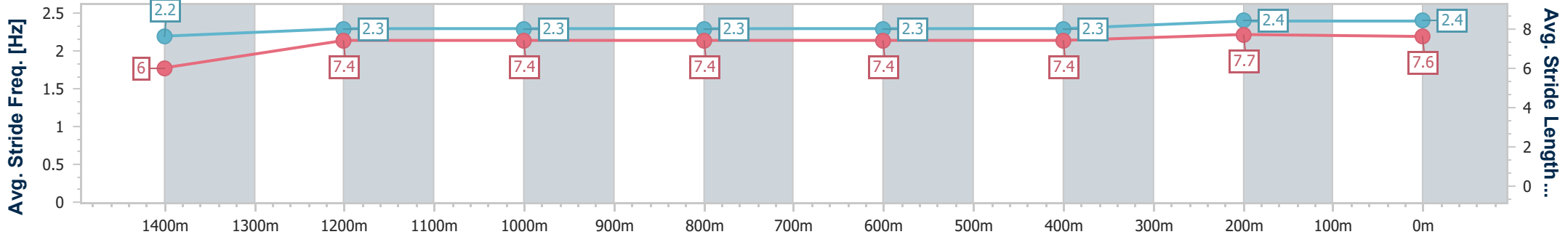
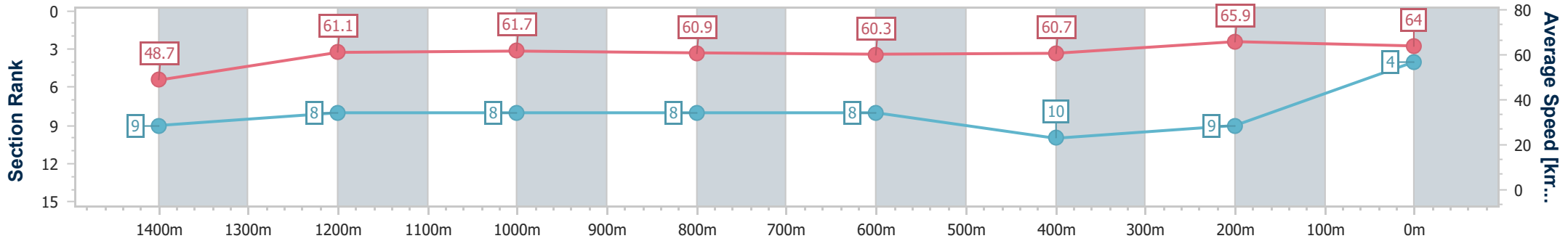
26 October 2024 - 12:48

Track Rating: Good 4, Weather: Fine, Rail Position: +0.5m Entire



BRISBANE
RACING CLUB

Section	Overall	1400m	1200m	1000m	800m	600m	400m	200m
Section Times	1:35.85 [4] (0:14.77)	1:21.08 [9] (0:11.67)	1:09.41 [8] (0:11.68)	0:57.73 [8] (0:11.80)	0:45.93 [8] (0:11.93)	0:34.00 [8] (0:11.85)	0:22.15 [10] (0:10.91)	0:11.24 [9] (0:11.24)
Average Speed [km/h]	48.7	61.1	61.7	60.9	60.3	60.7	65.9	64.0
Top Speed [km/h]	61.6	61.8	62.3	62.6	60.7	64.3	66.9	65.7
Avg. Dist. to Rail [m]	0.9	1.4	0.4	0.5	0.4	0.4	1.1	3.4
Avg. Stride Freq. [Hz]	2.2	2.3	2.3	2.3	2.3	2.3	2.4	2.4
Avg. Stride Length [m]	6.0	7.4	7.4	7.4	7.4	7.4	7.7	7.6



- [] Ranking at each section and finish
- .-.-.- No data available at this section
- NA No data available



Horse/Jockey Name	Sanbano
Final Rank	5
Fastest Section Time (Section)	0:11.24 (400m)
Top Speed [km/h] (Section)	65.9 (Overall)
Race State	Finished



Doomben QLD Professional
Race 3: Ladbrokes Lys Gracieux 2019 Class 3 Handicap - 1600m

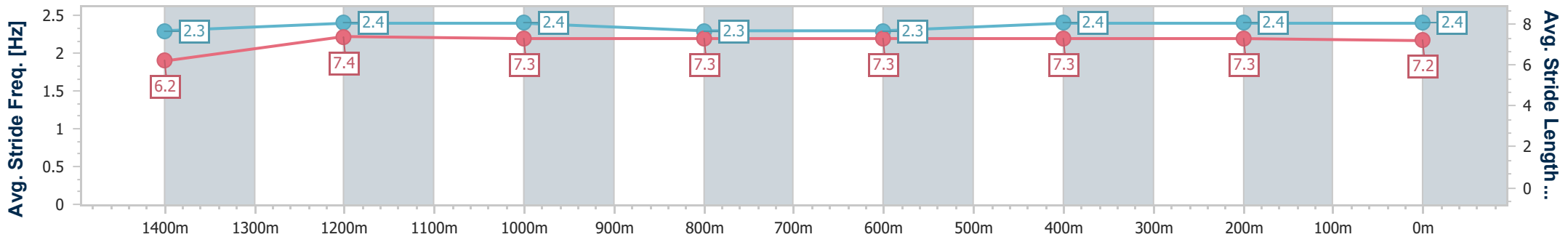
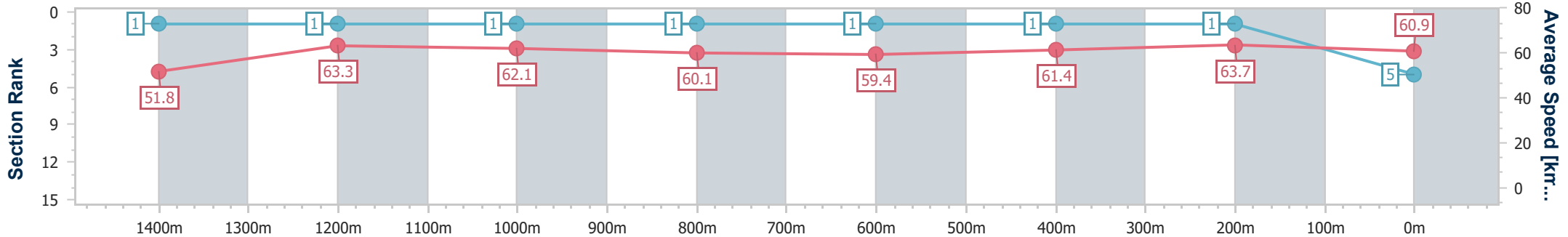
26 October 2024 - 12:48

Track Rating: Good 4, Weather: Fine, Rail Position: +0.5m Entire



BRISBANE
RACING CLUB

Section	Overall	1400m	1200m	1000m	800m	600m	400m	200m
Section Times	1:35.86 [5] (0:13.93)	1:21.93 [1] (0:11.33)	1:10.60 [1] (0:11.63)	0:58.97 [1] (0:11.97)	0:47.00 [1] (0:12.09)	0:34.91 [1] (0:11.82)	0:23.09 [1] (0:11.24)	0:11.85 [1] (0:11.85)
Average Speed [km/h]	51.8	63.3	62.1	60.1	59.4	61.4	63.7	60.9
Top Speed [km/h]	65.9	65.9	63.0	61.1	60.1	63.8	65.0	63.7
Avg. Dist. to Rail [m]	6.6	0.8	0.1	0.1	0.6	0.9	1.1	1.2
Avg. Stride Freq. [Hz]	2.3	2.4	2.4	2.3	2.3	2.4	2.4	2.4
Avg. Stride Length [m]	6.2	7.4	7.3	7.3	7.3	7.3	7.3	7.2



- [] Ranking at each section and finish
- .-.- No data available at this section
- NA No data available



Horse/Jockey Name	Castillian
Final Rank	6
Fastest Section Time (Section)	0:11.23 (400m)
Top Speed [km/h] (Section)	65.4 (1400m)
Race State	Finished



Doomben QLD Professional
Race 3: Ladbrokes Lys Gracieux 2019 Class 3 Handicap - 1600m

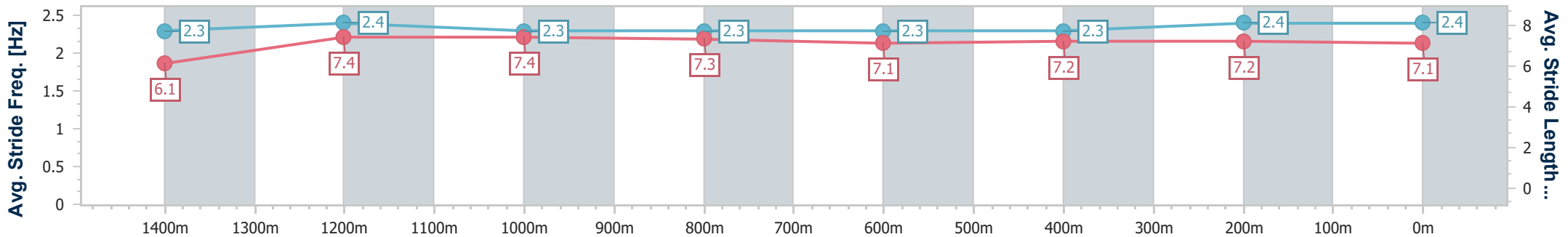
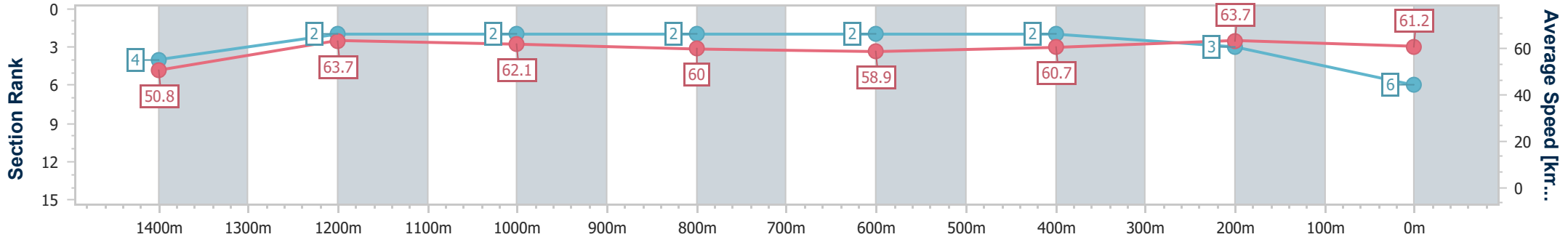


26 October 2024 - 12:48

BRISBANE
RACING CLUB

Track Rating: Good 4, Weather: Fine, Rail Position: +0.5m Entire

Section	Overall	1400m	1200m	1000m	800m	600m	400m	200m
Section Times	1:35.95 [6] (0:14.14)	1:21.81 [4] (0:11.33)	1:10.48 [2] (0:11.60)	0:58.88 [2] (0:11.98)	0:46.90 [2] (0:12.16)	0:34.74 [2] (0:11.76)	0:22.98 [2] (0:11.23)	0:11.75 [3] (0:11.75)
Average Speed [km/h]	50.8	63.7	62.1	60.0	58.9	60.7	63.7	61.2
Top Speed [km/h]	65.2	65.4	63.5	61.0	59.8	63.6	65.2	64.2
Avg. Dist. to Rail [m]	3.2	0.3	0.6	0.5	0.7	1.8	3.5	2.5
Avg. Stride Freq. [Hz]	2.3	2.4	2.3	2.3	2.3	2.3	2.4	2.4
Avg. Stride Length [m]	6.1	7.4	7.4	7.3	7.1	7.2	7.2	7.1



- [] Ranking at each section and finish
- .-.- No data available at this section
- NA No data available



Horse/Jockey Name	Mootessa
Final Rank	7
Fastest Section Time (Section)	0:11.23 (400m)
Top Speed [km/h] (Section)	65.5 (400m)
Race State	Finished



Doomben QLD Professional
Race 3: Ladbrokes Lys Gracieux 2019 Class 3 Handicap - 1600m

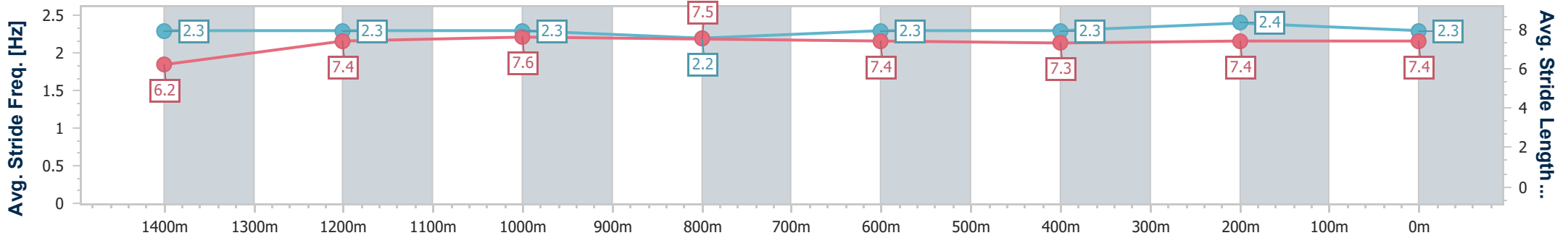
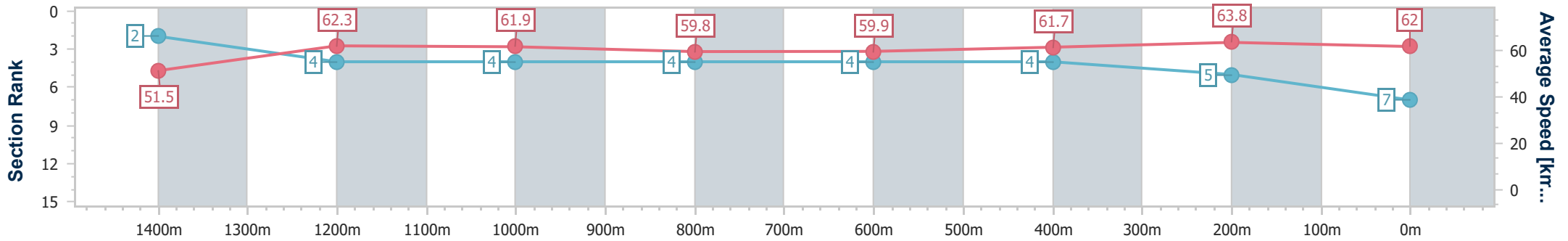
26 October 2024 - 12:48

Track Rating: Good 4, Weather: Fine, Rail Position: +0.5m Entire



BRISBANE
RACING CLUB

Section	Overall	1400m	1200m	1000m	800m	600m	400m	200m
Section Times	1:35.96 [7] (0:13.99)	1:21.97 [2] (0:11.59)	1:10.38 [4] (0:11.68)	0:58.70 [4] (0:12.05)	0:46.65 [4] (0:12.08)	0:34.57 [4] (0:11.69)	0:22.88 [4] (0:11.23)	0:11.65 [5] (0:11.65)
Average Speed [km/h]	51.5	62.3	61.9	59.8	59.9	61.7	63.8	62.0
Top Speed [km/h]	63.3	63.4	62.9	61.0	60.9	63.5	65.5	63.8
Avg. Dist. to Rail [m]	2.5	0.8	1.6	1.4	0.9	0.5	0.4	0.9
Avg. Stride Freq. [Hz]	2.3	2.3	2.3	2.2	2.3	2.3	2.4	2.3
Avg. Stride Length [m]	6.2	7.4	7.6	7.5	7.4	7.3	7.4	7.4



- [] Ranking at each section and finish
- .-.- No data available at this section
- NA No data available



Horse/Jockey Name	Ready Azz Eva
Final Rank	8
Fastest Section Time (Section)	0:10.90 (400m)
Top Speed [km/h] (Section)	66.9 (400m)
Race State	Finished



Doomben QLD Professional
Race 3: Ladbrokes Lys Gracieux 2019 Class 3 Handicap - 1600m

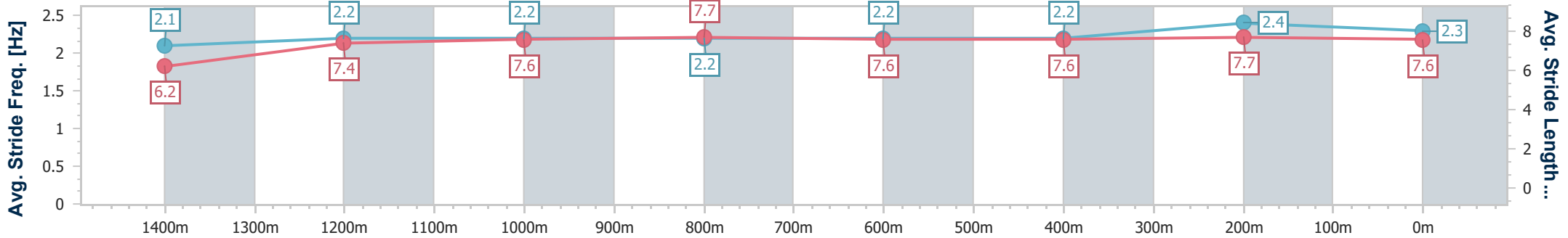
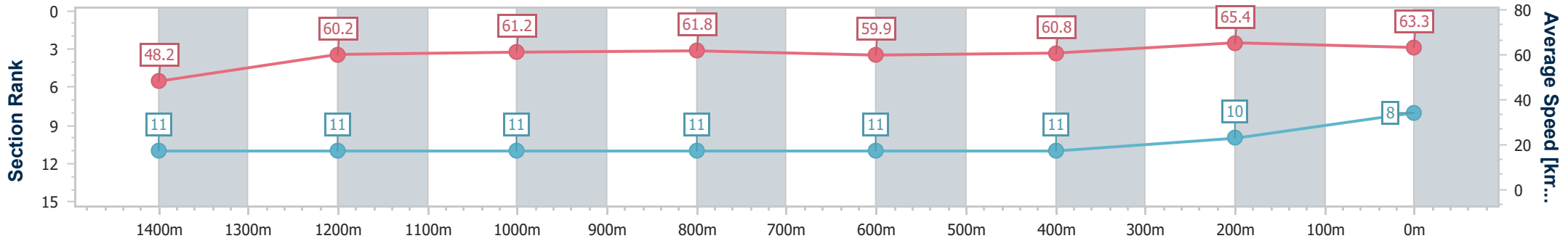
26 October 2024 - 12:48

Track Rating: Good 4, Weather: Fine, Rail Position: +0.5m Entire



BRISBANE
RACING CLUB

Section	Overall	1400m	1200m	1000m	800m	600m	400m	200m
Section Times	1:36.05 [8] (0:14.95)	1:21.10 [11] (0:11.86)	1:09.24 [11] (0:11.73)	0:57.51 [11] (0:11.63)	0:45.88 [11] (0:11.93)	0:33.95 [11] (0:11.66)	0:22.29 [11] (0:10.90)	0:11.39 [10] (0:11.39)
Average Speed [km/h]	48.2	60.2	61.2	61.8	59.9	60.8	65.4	63.3
Top Speed [km/h]	61.1	61.6	62.8	63.9	60.8	63.5	66.9	66.1
Avg. Dist. to Rail [m]	3.1	1.6	1.8	0.7	1.3	2.6	3.0	0.9
Avg. Stride Freq. [Hz]	2.1	2.2	2.2	2.2	2.2	2.2	2.4	2.3
Avg. Stride Length [m]	6.2	7.4	7.6	7.7	7.6	7.6	7.7	7.6



- [] Ranking at each section and finish
- .-.- No data available at this section
- NA No data available



Horse/Jockey Name	Diana's Affair
Final Rank	9
Fastest Section Time (Section)	0:10.92 (400m)
Top Speed [km/h] (Section)	67.0 (400m)
Race State	Finished



Doomben QLD Professional
Race 3: Ladbrokes Lys Gracieux 2019 Class 3 Handicap - 1600m

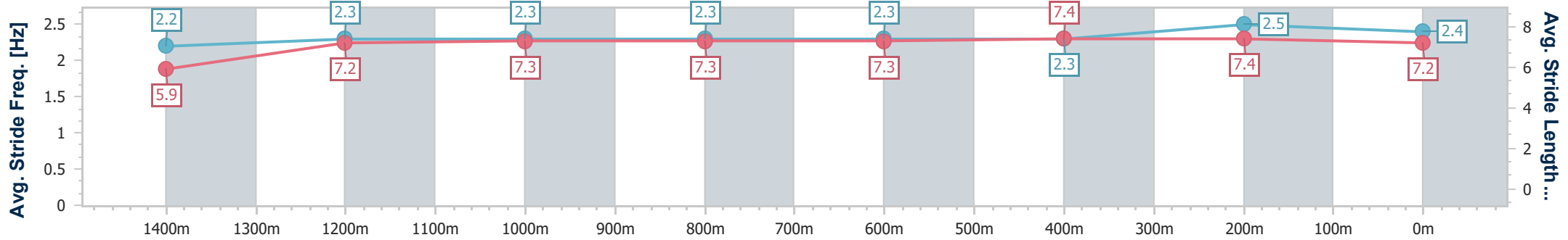
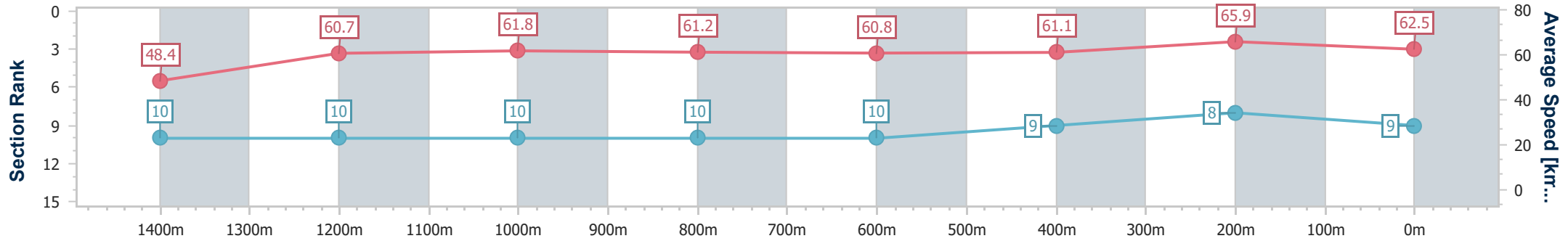
26 October 2024 - 12:48

Track Rating: Good 4, Weather: Fine, Rail Position: +0.5m Entire



BRISBANE
RACING CLUB

Section	Overall	1400m	1200m	1000m	800m	600m	400m	200m
Section Times	1:36.14 [9] (0:14.91)	1:21.23 [10] (0:11.81)	1:09.42 [10] (0:11.65)	0:57.77 [10] (0:11.77)	0:46.00 [10] (0:11.83)	0:34.17 [10] (0:11.72)	0:22.45 [9] (0:10.92)	0:11.53 [8] (0:11.53)
Average Speed [km/h]	48.4	60.7	61.8	61.2	60.8	61.1	65.9	62.5
Top Speed [km/h]	61.6	62.1	62.6	63.6	61.9	63.5	67.0	65.0
Avg. Dist. to Rail [m]	4.7	0.9	0.3	0.2	0.5	0.5	0.8	2.4
Avg. Stride Freq. [Hz]	2.2	2.3	2.3	2.3	2.3	2.3	2.5	2.4
Avg. Stride Length [m]	5.9	7.2	7.3	7.3	7.3	7.4	7.4	7.2



- [] Ranking at each section and finish
- .-.- No data available at this section
- NA No data available



Horse/Jockey Name	Aerial Dancer
Final Rank	10
Fastest Section Time (Section)	0:11.17 (400m)
Top Speed [km/h] (Section)	65.1 (400m)
Race State	Finished



Doomben QLD Professional
Race 3: Ladbrokes Lys Gracieux 2019 Class 3 Handicap - 1600m

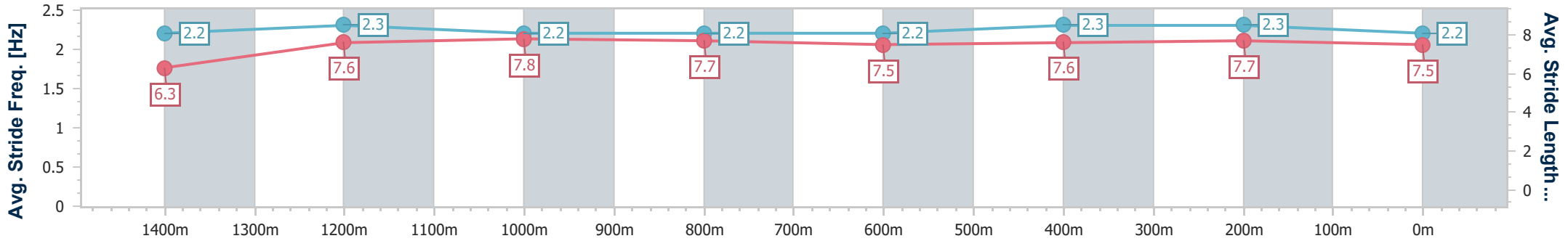
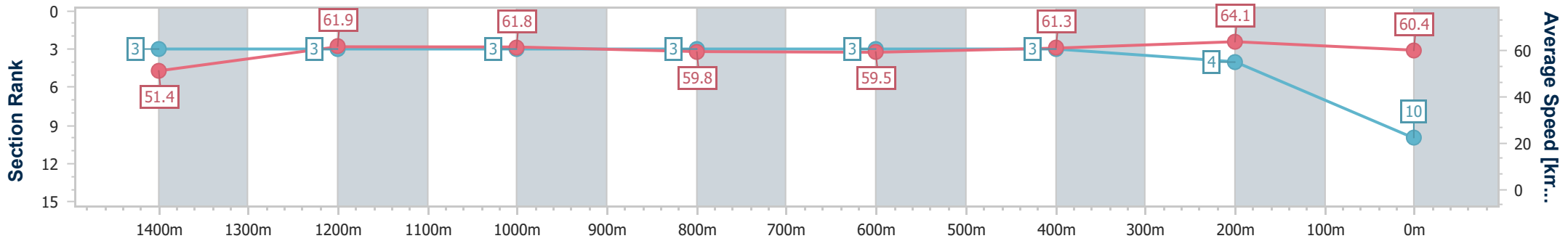
26 October 2024 - 12:48

Track Rating: Good 4, Weather: Fine, Rail Position: +0.5m Entire



BRISBANE
RACING CLUB

Section	Overall	1400m	1200m	1000m	800m	600m	400m	200m
Section Times	1:36.17 [10] (0:14.00)	1:22.17 [3] (0:11.57)	1:10.60 [3] (0:11.67)	0:58.93 [3] (0:12.04)	0:46.89 [3] (0:12.11)	0:34.78 [3] (0:11.68)	0:23.10 [3] (0:11.17)	0:11.93 [4] (0:11.93)
Average Speed [km/h]	51.4	61.9	61.8	59.8	59.5	61.3	64.1	60.4
Top Speed [km/h]	62.3	62.6	62.9	60.8	60.5	64.2	65.1	63.4
Avg. Dist. to Rail [m]	1.7	0.7	0.4	0.5	0.2	0.8	1.6	1.6
Avg. Stride Freq. [Hz]	2.2	2.3	2.2	2.2	2.2	2.3	2.3	2.2
Avg. Stride Length [m]	6.3	7.6	7.8	7.7	7.5	7.6	7.7	7.5



- [] Ranking at each section and finish
- .-.- No data available at this section
- NA No data available



Horse/Jockey Name	Adelad
Final Rank	11
Fastest Section Time (Section)	0:11.28 (400m)
Top Speed [km/h] (Section)	64.9 (400m)
Race State	Finished



Doomben QLD Professional
Race 3: Ladbrokes Lys Gracieux 2019 Class 3 Handicap - 1600m

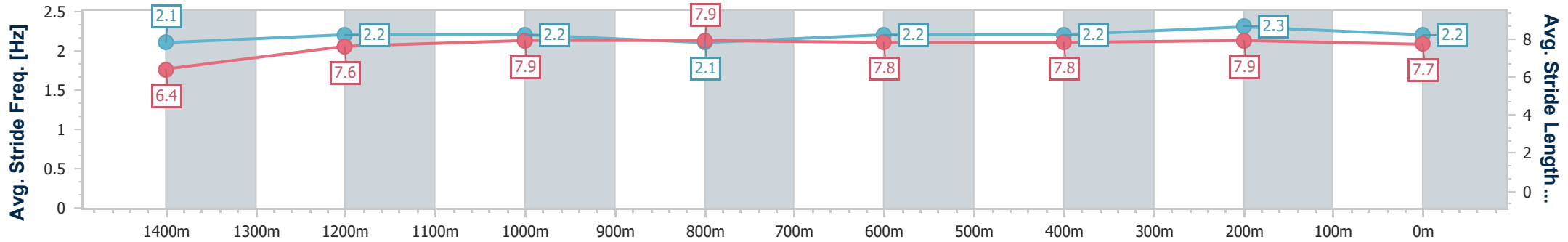
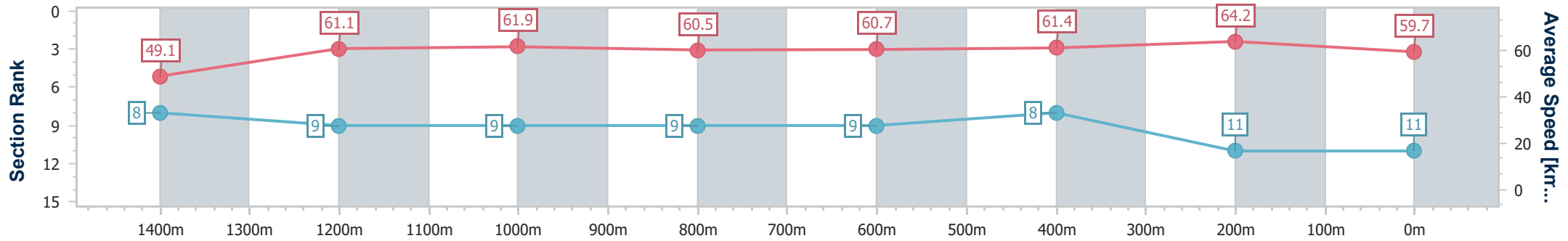
26 October 2024 - 12:48

Track Rating: Good 4, Weather: Fine, Rail Position: +0.5m Entire



BRISBANE
RACING CLUB

Section	Overall	1400m	1200m	1000m	800m	600m	400m	200m
Section Times	1:37.02 [11] (0:14.69)	1:22.33 [8] (0:11.78)	1:10.55 [9] (0:11.65)	0:58.90 [9] (0:11.92)	0:46.98 [9] (0:11.90)	0:35.08 [9] (0:11.75)	0:23.33 [8] (0:11.28)	0:12.05 [11] (0:12.05)
Average Speed [km/h]	49.1	61.1	61.9	60.5	60.7	61.4	64.2	59.7
Top Speed [km/h]	61.9	62.0	62.3	62.3	62.9	64.1	64.9	63.8
Avg. Dist. to Rail [m]	3.6	0.2	0.8	1.0	0.6	1.2	2.7	4.8
Avg. Stride Freq. [Hz]	2.1	2.2	2.2	2.1	2.2	2.2	2.3	2.2
Avg. Stride Length [m]	6.4	7.6	7.9	7.9	7.8	7.8	7.9	7.7



- [] Ranking at each section and finish
- .-.- No data available at this section
- NA No data available



Doomben QLD Professional

Race 4: Ladbrokes Winx 2018 Class 3 Plate - 1350m

26 October 2024 - 13:24



BRISBANE
RACING CLUB

Track Rating: Good 4, Weather: Fine, Rail Position: +0.5m Entire

Section												Last 600m	
Field Times		Overall	1200m	1000m	800m	600m	400m						0:33.18
		1:19.03 (0:11.16)	1:07.87 (0:11.30)	0:56.57 (0:11.68)	0:44.89 (0:11.71)	0:33.18 (0:11.19)	0:21.99 (0:10.68)						
Rank	TAB Horse/Jockey	Barrier	Top Speed [km/h]	Fastest Section								Distance Travelled [m]	
1	12 NAVYONTHEHIGHWAY Tahlia Fenlon	6	68.1 400m	0:10.68 400m	1:19.03 [1] (0:11.19)	1:07.84 [2] (0:11.27)	0:56.57 [1] (0:11.68)	0:44.89 [1] (0:11.71)	0:33.18 [1] (0:11.19)	0:21.99 [1] (0:10.68)	0:33.18		
2	9 QUOTHQUAN Angela Jones	2	70.0 400m	0:10.61 400m	1:19.25 [2] (0:11.32)	1:07.93 [4] (0:11.59)	0:56.34 [5] (0:11.83)	0:44.51 [5] (0:11.69)	0:32.82 [5] (0:11.18)	0:21.64 [5] (0:10.61)	0:32.82 -3		
3	11 MISS JOELENE Emily Lang	1	67.6 400m	0:10.74 400m	1:19.30 [3] (0:11.16)	1:08.14 [1] (0:11.54)	0:56.60 [3] (0:11.75)	0:44.85 [3] (0:11.66)	0:33.19 [3] (0:11.29)	0:21.90 [3] (0:10.74)	0:33.19 +3		
4	5 KADALL Robbie Dolan	4	68.1 400m	0:10.70 400m	1:19.56 [4] (0:11.38)	1:08.18 [5] (0:11.58)	0:56.60 [6] (0:11.81)	0:44.79 [6] (0:11.74)	0:33.05 [7] (0:11.14)	0:21.91 [6] (0:10.70)	0:33.05 +4		
5	14 ELLIBABY Ron Stewart	5	66.9 400m	0:10.95 400m	1:19.57 [5] (0:11.49)	1:08.08 [6] (0:11.11)	0:56.97 [2] (0:11.62)	0:45.35 [2] (0:11.71)	0:33.64 [2] (0:11.29)	0:22.35 [2] (0:10.95)	0:33.64 +3		
6	2 BEAUTANTES Noel Callow	7	70.0 400m	0:10.78 400m	1:19.91 [6] (0:11.62)	1:08.29 [7] (0:11.48)	0:56.81 [7] (0:11.77)	0:45.04 [7] (0:11.61)	0:33.43 [6] (0:11.32)	0:22.11 [7] (0:10.78)	0:33.43 +4		
7	8 FIRST INNINGS Ryan Maloney	9	67.3 400m	0:10.76 400m	1:20.09 [7] (0:11.76)	1:08.33 [9] (0:11.75)	0:56.58 [9] (0:11.81)	0:44.77 [9] (0:11.67)	0:33.10 [9] (0:11.11)	0:21.99 [9] (0:10.76)	0:33.10 +1		
8	10 HABEEBAH Jag Guthmann-Chester	8	68.6 400m	0:10.72 400m	1:20.10 [8] (0:11.70)	1:08.40 [8] (0:11.58)	0:56.82 [8] (0:11.75)	0:45.07 [8] (0:11.65)	0:33.42 [8] (0:11.16)	0:22.26 [8] (0:10.72)	0:33.42 +7		
9	6 MIDORI BEAUTY Andrew Mallyon	3	66.9 400m	0:10.87 400m	1:20.27 [9] (0:11.32)	1:08.95 [3] (0:11.46)	0:57.49 [4] (0:11.74)	0:45.75 [4] (0:11.75)	0:34.00 [4] (0:11.21)	0:22.79 [4] (0:10.87)	0:34.00 +3		

Scratched: Badgers Nuts (#1), John Rambo (#4), Beebee Dazzler (#3), Regal Edition (#7), Aitutaki (#13)



Doomben QLD Professional

Race 4: Ladbrokes Winx 2018 Class 3 Plate - 1350m



BRISBANE
RACING CLUB

26 October 2024 - 13:24

Track Rating: Good 4, Weather: Fine, Rail Position: +0.5m Entire

Section				200m				Last 600m	
Field Times				0:11.31				0:33.18	
				(0:11.31)					
Rank	TAB	Horse/Jockey	Barrier	Top Speed [km/h]	Fastest Section	Margin			Distance Travelled [m]
1	12	NAVYONTHEHIGHWAY Tahlia Fenlon	6	68.1 400m	0:10.68 400m	0:11.31 [1] (0:11.31)	1:19.03		0:33.18
2	9	QUOTHQUAN Angela Jones	2	70.0 400m	0:10.61 400m	0:11.03 [4] (0:11.03)	1.3L		0:32.82 -3
3	11	MISS JOELENE Emily Lang	1	67.6 400m	0:10.74 400m	0:11.16 [2] (0:11.16)	1.6L		0:33.19 +3
4	5	KADALL Robbie Dolan	4	68.1 400m	0:10.70 400m	0:11.21 [5] (0:11.21)	3.12L		0:33.05 +4
5	14	ELLIBABY Ron Stewart	5	66.9 400m	0:10.95 400m	0:11.40 [3] (0:11.40)	3.19L		0:33.64 +3
6	2	BEAUTANTES Noel Callow	7	70.0 400m	0:10.78 400m	0:11.33 [8] (0:11.33)	5.19L		0:33.43 +4
7	8	FIRST INNINGS Ryan Maloney	9	67.3 400m	0:10.76 400m	0:11.23 [9] (0:11.23)	6.26L		0:33.10 +1
8	10	HABEEBAH Jag Guthmann-Chester	8	68.6 400m	0:10.72 400m	0:11.54 [7] (0:11.54)	6.32L		0:33.42 +7
9	6	MIDORI BEAUTY Andrew Mallyon	3	66.9 400m	0:10.87 400m	0:11.92 [6] (0:11.92)	7.34L		0:34.00 +3

Scratched: Badgers Nuts (#1), John Rambo (#4), Beebee Dazzler (#3), Regal Edition (#7), Aitutaki (#13)

[] Ranking at each section and finish
 -:-:- No data available at this section
 NA No data available

SCN Saddle cloth number
 DNF Did not finish
 DNT Did not track



Horse/Jockey Name	Navyonthehighway
Final Rank	1
Fastest Section Time (Section)	0:10.68 (400m)
Top Speed [km/h] (Section)	68.1 (400m)
Race State	Finished



Doomben QLD Professional

Race 4: Ladbrokes Winx 2018 Class 3 Plate - 1350m

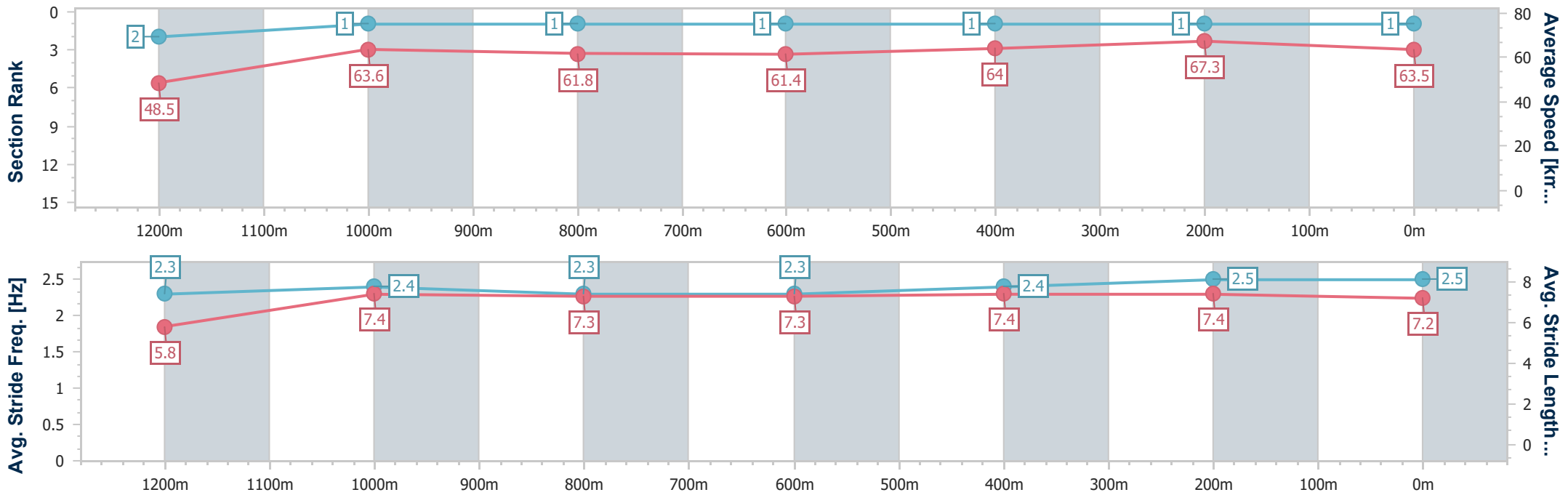
26 October 2024 - 13:24

Track Rating: Good 4, Weather: Fine, Rail Position: +0.5m Entire



BRISBANE RACING CLUB

Section	Overall	1200m	1000m	800m	600m	400m	200m
Section Times	1:19.03 [1] (0:11.19)	1:07.84 [2] (0:11.27)	0:56.57 [1] (0:11.68)	0:44.89 [1] (0:11.71)	0:33.18 [1] (0:11.19)	0:21.99 [1] (0:10.68)	0:11.31 [1] (0:11.31)
Average Speed [km/h]	48.5	63.6	61.8	61.4	64.0	67.3	63.5
Top Speed [km/h]	65.7	65.7	62.4	62.6	65.8	68.1	66.7
Avg. Dist. to Rail [m]	5.8	1.7	0.5	0.1	1.0	1.6	0.9
Avg. Stride Freq. [Hz]	2.3	2.4	2.3	2.3	2.4	2.5	2.5
Avg. Stride Length [m]	5.8	7.4	7.3	7.3	7.4	7.4	7.2



- [] Ranking at each section and finish
- .-.- No data available at this section
- NA No data available



Horse/Jockey Name	Quothquan
Final Rank	2
Fastest Section Time (Section)	0:10.61 (400m)
Top Speed [km/h] (Section)	70.0 (400m)
Race State	Finished



Doomben QLD Professional

Race 4: Ladbrokes Winx 2018 Class 3 Plate - 1350m

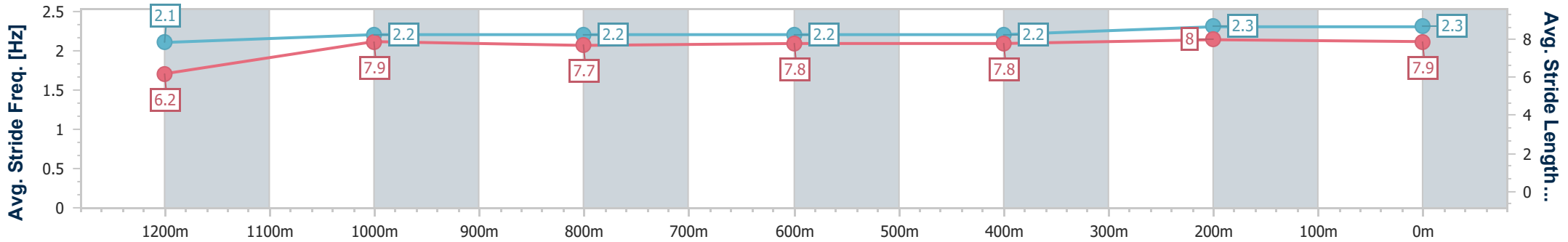
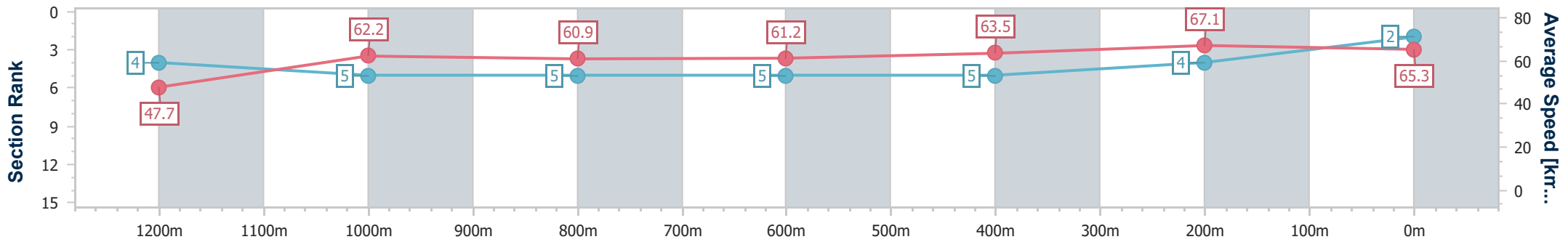
26 October 2024 - 13:24

Track Rating: Good 4, Weather: Fine, Rail Position: +0.5m Entire



BRISBANE RACING CLUB

Section	Overall	1200m	1000m	800m	600m	400m	200m
Section Times	1:19.25 [2] (0:11.32)	1:07.93 [4] (0:11.59)	0:56.34 [5] (0:11.83)	0:44.51 [5] (0:11.69)	0:32.82 [5] (0:11.18)	0:21.64 [5] (0:10.61)	0:11.03 [4]
Average Speed [km/h]	47.7	62.2	60.9	61.2	63.5	67.1	65.3
Top Speed [km/h]	62.0	62.5	61.5	62.7	64.7	70.0	68.2
Avg. Dist. to Rail [m]	3.1	0.2	0.1	1.2	2.4	3.5	1.7
Avg. Stride Freq. [Hz]	2.1	2.2	2.2	2.2	2.2	2.3	2.3
Avg. Stride Length [m]	6.2	7.9	7.7	7.8	7.8	8.0	7.9



- [] Ranking at each section and finish
- .-.- No data available at this section
- NA No data available



Horse/Jockey Name	Miss Joelene
Final Rank	3
Fastest Section Time (Section)	0:10.74 (400m)
Top Speed [km/h] (Section)	67.6 (400m)
Race State	Finished



Doomben QLD Professional

Race 4: Ladbrokes Winx 2018 Class 3 Plate - 1350m

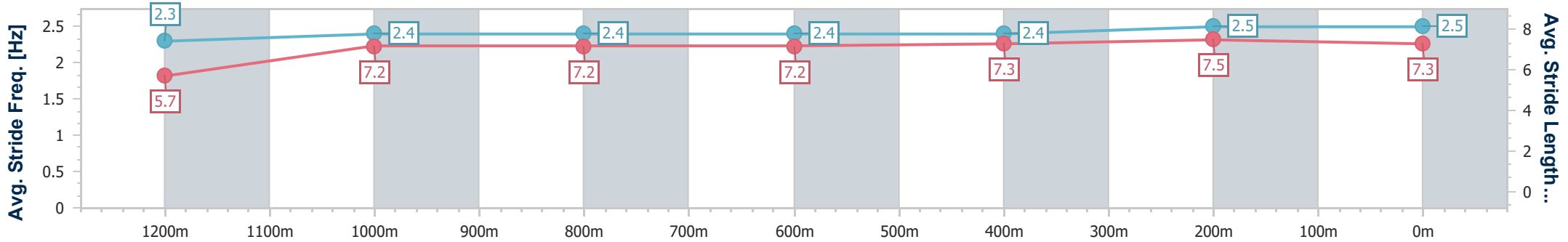
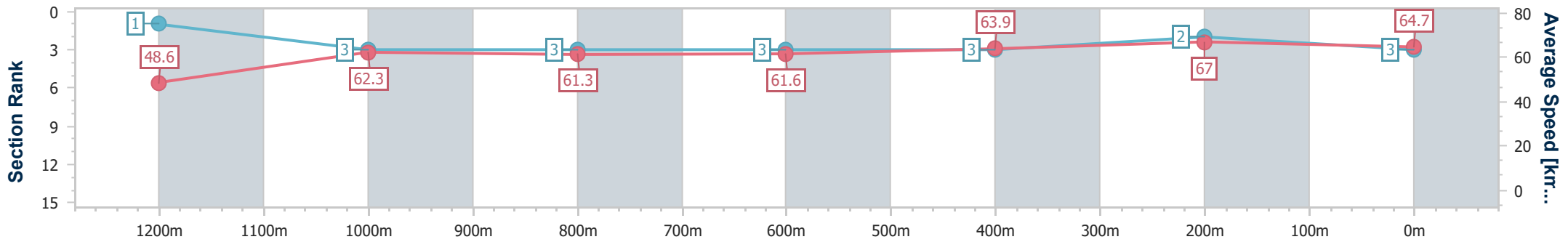
26 October 2024 - 13:24

Track Rating: Good 4, Weather: Fine, Rail Position: +0.5m Entire



BRISBANE RACING CLUB

Section	Overall	1200m	1000m	800m	600m	400m	200m
Section Times	1:19.30 [3] (0:11.16)	1:08.14 [1] (0:11.54)	0:56.60 [3] (0:11.75)	0:44.85 [3] (0:11.66)	0:33.19 [3] (0:11.29)	0:21.90 [3] (0:10.74)	0:11.16 [2] (0:11.16)
Average Speed [km/h]	48.6	62.3	61.3	61.6	63.9	67.0	64.7
Top Speed [km/h]	61.4	63.0	62.2	63.8	65.8	67.6	66.4
Avg. Dist. to Rail [m]	2.3	0.2	0.1	0.2	0.3	0.4	1.2
Avg. Stride Freq. [Hz]	2.3	2.4	2.4	2.4	2.4	2.5	2.5
Avg. Stride Length [m]	5.7	7.2	7.2	7.2	7.3	7.5	7.3



- [] Ranking at each section and finish
- .-.-.- No data available at this section
- NA No data available



Horse/Jockey Name	Kadall
Final Rank	4
Fastest Section Time (Section)	0:10.70 (400m)
Top Speed [km/h] (Section)	68.1 (400m)
Race State	Finished



Doomben QLD Professional

Race 4: Ladbrokes Winx 2018 Class 3 Plate - 1350m

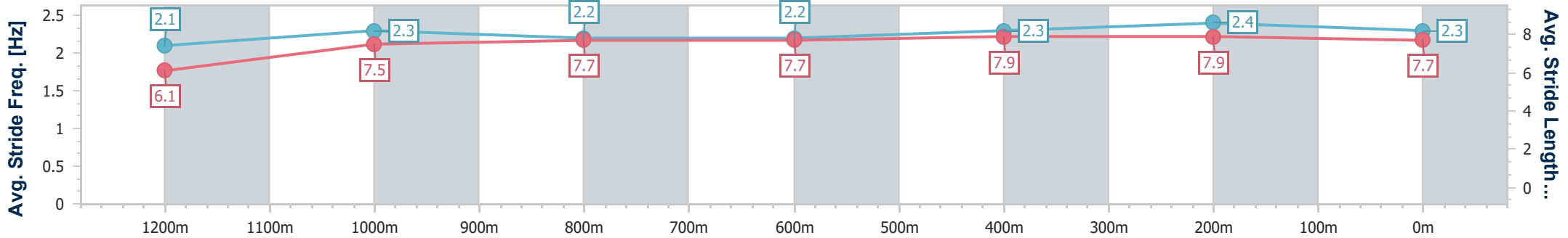
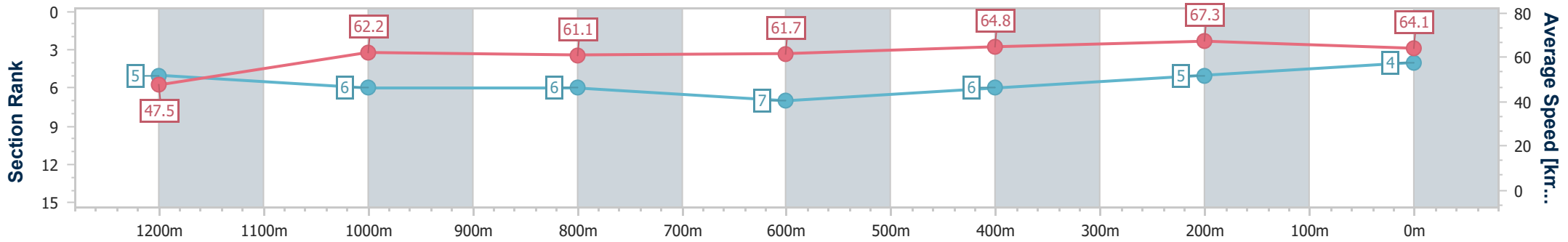
26 October 2024 - 13:24

Track Rating: Good 4, Weather: Fine, Rail Position: +0.5m Entire



BRISBANE RACING CLUB

Section	Overall	1200m	1000m	800m	600m	400m	200m
Section Times	1:19.56 [4] (0:11.38)	1:08.18 [5] (0:11.58)	0:56.60 [6] (0:11.81)	0:44.79 [6] (0:11.74)	0:33.05 [7] (0:11.14)	0:21.91 [6] (0:10.70)	0:11.21 [5] (0:11.21)
Average Speed [km/h]	47.5	62.2	61.1	61.7	64.8	67.3	64.1
Top Speed [km/h]	61.5	62.8	61.8	63.4	66.7	68.1	67.4
Avg. Dist. to Rail [m]	5.3	1.9	1.4	0.9	0.4	1.6	3.5
Avg. Stride Freq. [Hz]	2.1	2.3	2.2	2.2	2.3	2.4	2.3
Avg. Stride Length [m]	6.1	7.5	7.7	7.7	7.9	7.9	7.7



- [] Ranking at each section and finish
- .-.- No data available at this section
- NA No data available



Horse/Jockey Name	Ellibaby
Final Rank	5
Fastest Section Time (Section)	0:10.95 (400m)
Top Speed [km/h] (Section)	66.9 (400m)
Race State	Finished



Doomben QLD Professional

Race 4: Ladbrokes Winx 2018 Class 3 Plate - 1350m

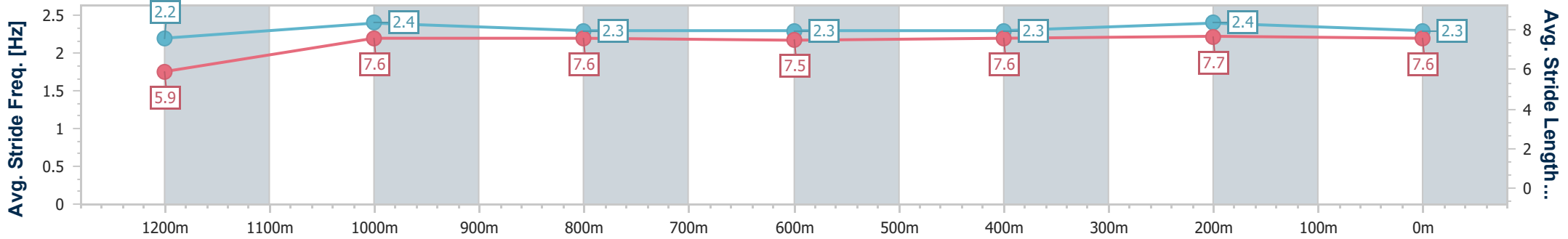
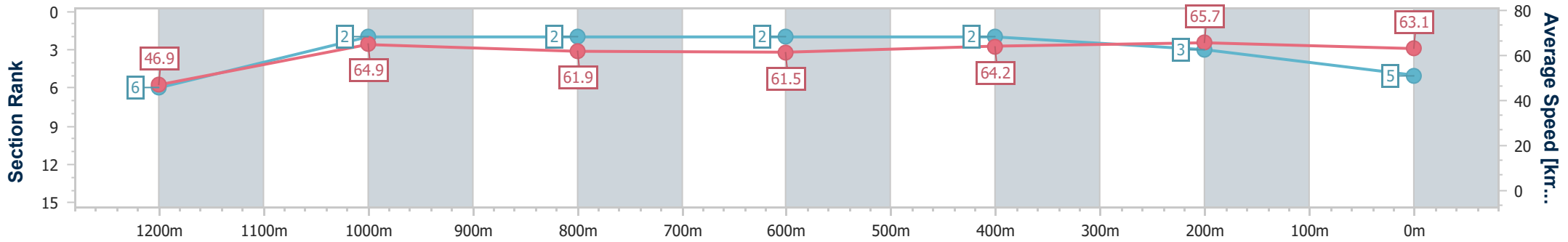
26 October 2024 - 13:24

Track Rating: Good 4, Weather: Fine, Rail Position: +0.5m Entire



BRISBANE RACING CLUB

Section	Overall	1200m	1000m	800m	600m	400m	200m
Section Times	1:19.57 [5] (0:11.49)	1:08.08 [6] (0:11.11)	0:56.97 [2] (0:11.62)	0:45.35 [2] (0:11.71)	0:33.64 [2] (0:11.29)	0:22.35 [2] (0:10.95)	0:11.40 [3] (0:11.40)
Average Speed [km/h]	46.9	64.9	61.9	61.5	64.2	65.7	63.1
Top Speed [km/h]	63.7	65.9	63.2	62.8	65.7	66.9	65.6
Avg. Dist. to Rail [m]	6.6	2.0	0.4	0.4	0.6	0.9	2.1
Avg. Stride Freq. [Hz]	2.2	2.4	2.3	2.3	2.3	2.4	2.3
Avg. Stride Length [m]	5.9	7.6	7.6	7.5	7.6	7.7	7.6



- [] Ranking at each section and finish
- .-.- No data available at this section
- NA No data available



Horse/Jockey Name	Beautantes
Final Rank	6
Fastest Section Time (Section)	0:10.78 (400m)
Top Speed [km/h] (Section)	70.0 (400m)
Race State	Finished



Doomben QLD Professional

Race 4: Ladbrokes Winx 2018 Class 3 Plate - 1350m

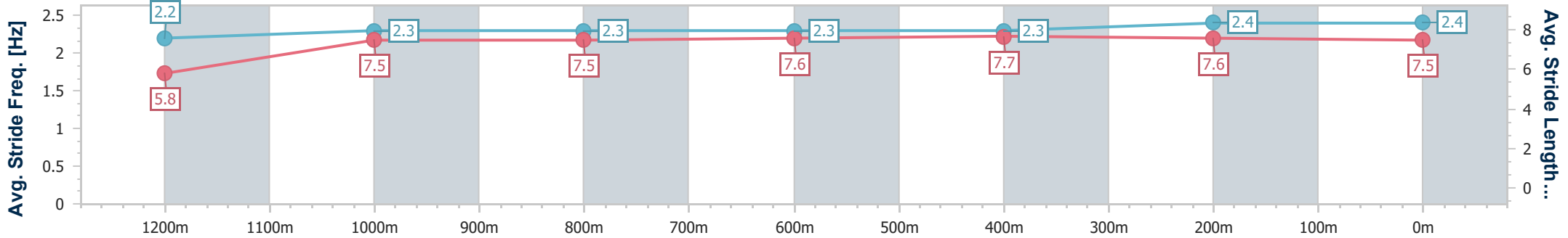
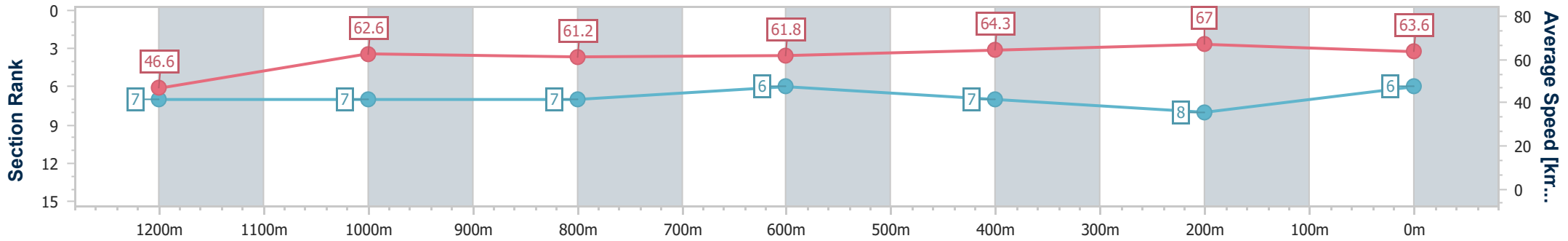
26 October 2024 - 13:24

Track Rating: Good 4, Weather: Fine, Rail Position: +0.5m Entire



BRISBANE RACING CLUB

Section	Overall	1200m	1000m	800m	600m	400m	200m
Section Times	1:19.91 [6] (0:11.62)	1:08.29 [7] (0:11.48)	0:56.81 [7] (0:11.77)	0:45.04 [7] (0:11.61)	0:33.43 [6] (0:11.32)	0:22.11 [7] (0:10.78)	0:11.33 [8] (0:11.33)
Average Speed [km/h]	46.6	62.6	61.2	61.8	64.3	67.0	63.6
Top Speed [km/h]	61.9	63.5	62.0	62.3	66.2	70.0	67.1
Avg. Dist. to Rail [m]	8.4	0.9	0.3	0.5	1.5	0.5	0.4
Avg. Stride Freq. [Hz]	2.2	2.3	2.3	2.3	2.3	2.4	2.4
Avg. Stride Length [m]	5.8	7.5	7.5	7.6	7.7	7.6	7.5



- [] Ranking at each section and finish
- .-.- No data available at this section
- NA No data available



Horse/Jockey Name	First Innings
Final Rank	7
Fastest Section Time (Section)	0:10.76 (400m)
Top Speed [km/h] (Section)	67.3 (400m)
Race State	Finished



Doomben QLD Professional

Race 4: Ladbrokes Winx 2018 Class 3 Plate - 1350m

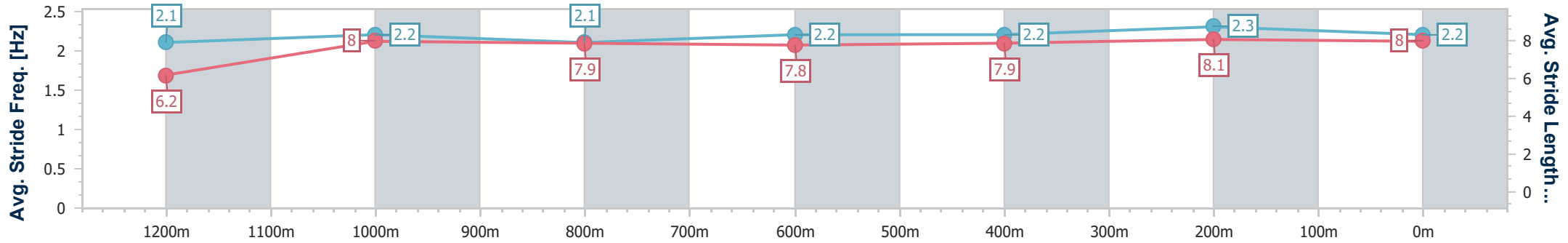
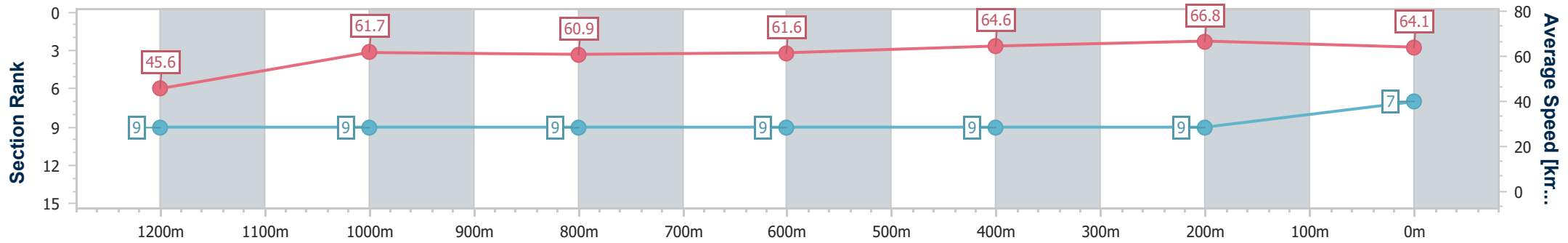
26 October 2024 - 13:24

Track Rating: Good 4, Weather: Fine, Rail Position: +0.5m Entire



BRISBANE RACING CLUB

Section	Overall	1200m	1000m	800m	600m	400m	200m
Section Times	1:20.09 [7] (0:11.76)	1:08.33 [9] (0:11.75)	0:56.58 [9] (0:11.81)	0:44.77 [9] (0:11.67)	0:33.10 [9] (0:11.11)	0:21.99 [9] (0:10.76)	0:11.23 [9] (0:11.23)
Average Speed [km/h]	45.6	61.7	60.9	61.6	64.6	66.8	64.1
Top Speed [km/h]	58.9	63.0	62.6	63.4	66.6	67.3	66.4
Avg. Dist. to Rail [m]	10.4	1.9	0.5	0.2	0.6	1.7	2.6
Avg. Stride Freq. [Hz]	2.1	2.2	2.1	2.2	2.2	2.3	2.2
Avg. Stride Length [m]	6.2	8.0	7.9	7.8	7.9	8.1	8.0



- [] Ranking at each section and finish
- .-.- No data available at this section
- NA No data available



Horse/Jockey Name	Habeebah
Final Rank	8
Fastest Section Time (Section)	0:10.72 (400m)
Top Speed [km/h] (Section)	68.6 (400m)
Race State	Finished



Doomben QLD Professional

Race 4: Ladbrokes Winx 2018 Class 3 Plate - 1350m

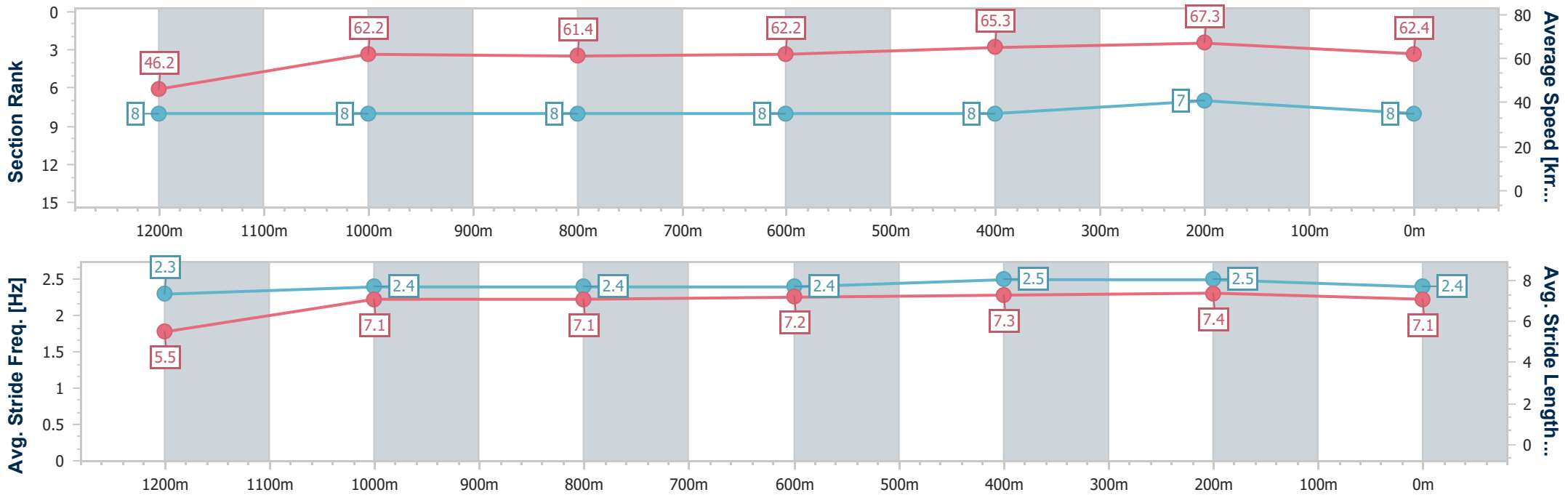
26 October 2024 - 13:24

Track Rating: Good 4, Weather: Fine, Rail Position: +0.5m Entire



BRISBANE RACING CLUB

Section	Overall	1200m	1000m	800m	600m	400m	200m
Section Times	1:20.10 [8] (0:11.70)	1:08.40 [8] (0:11.58)	0:56.82 [8] (0:11.75)	0:45.07 [8] (0:11.65)	0:33.42 [8] (0:11.16)	0:22.26 [8] (0:10.72)	0:11.54 [7] (0:11.54)
Average Speed [km/h]	46.2	62.2	61.4	62.2	65.3	67.3	62.4
Top Speed [km/h]	60.4	63.4	62.4	63.3	66.8	68.6	66.3
Avg. Dist. to Rail [m]	8.8	1.6	0.8	1.7	1.8	3.6	5.6
Avg. Stride Freq. [Hz]	2.3	2.4	2.4	2.4	2.5	2.5	2.4
Avg. Stride Length [m]	5.5	7.1	7.1	7.2	7.3	7.4	7.1



- [] Ranking at each section and finish
- .-.- No data available at this section
- NA No data available



Horse/Jockey Name	Midori Beauty
Final Rank	9
Fastest Section Time (Section)	0:10.87 (400m)
Top Speed [km/h] (Section)	66.9 (400m)
Race State	Finished



Doomben QLD Professional

Race 4: Ladbrokes Winx 2018 Class 3 Plate - 1350m

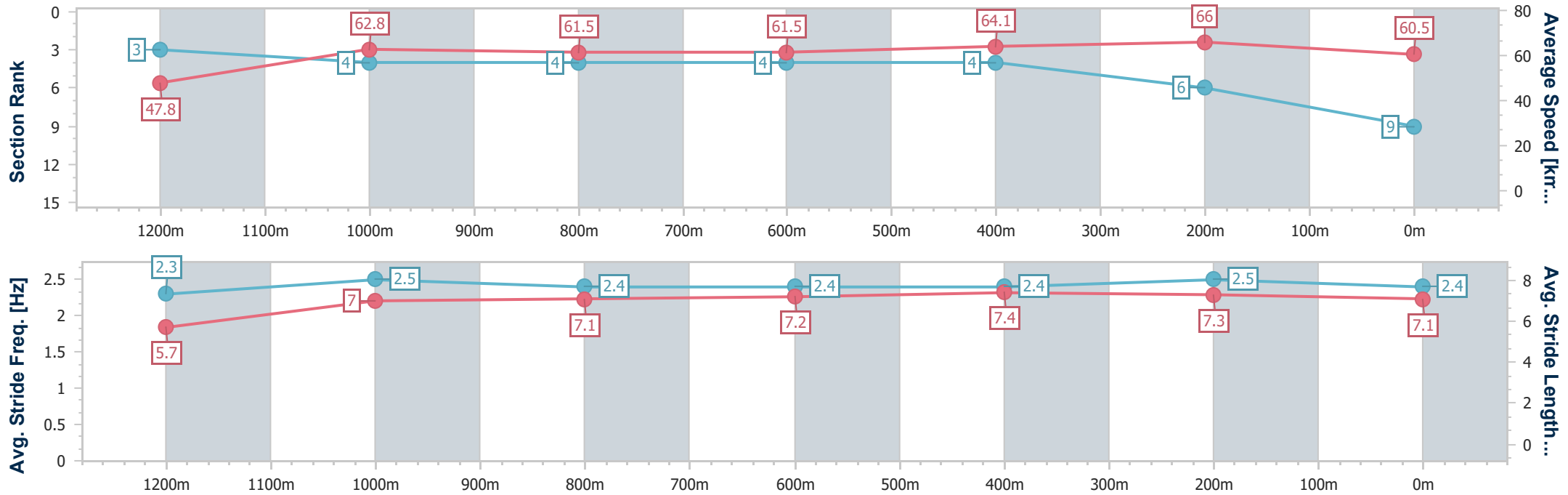
26 October 2024 - 13:24

Track Rating: Good 4, Weather: Fine, Rail Position: +0.5m Entire



BRISBANE RACING CLUB

Section	Overall	1200m	1000m	800m	600m	400m	200m
Section Times	1:20.27 [9] (0:11.32)	1:08.95 [3] (0:11.46)	0:57.49 [4] (0:11.74)	0:45.75 [4] (0:11.75)	0:34.00 [4] (0:11.21)	0:22.79 [4] (0:10.87)	0:11.92 [6] (0:11.92)
Average Speed [km/h]	47.8	62.8	61.5	61.5	64.1	66.0	60.5
Top Speed [km/h]	62.9	64.2	62.3	63.4	65.2	66.9	64.4
Avg. Dist. to Rail [m]	4.1	1.1	1.3	0.9	0.3	1.0	3.2
Avg. Stride Freq. [Hz]	2.3	2.5	2.4	2.4	2.4	2.5	2.4
Avg. Stride Length [m]	5.7	7.0	7.1	7.2	7.4	7.3	7.1



- [] Ranking at each section and finish
- .-.- No data available at this section
- NA No data available



Doomben QLD Professional

Race 5: Ladbrokes State of Rest 2021 BM70 Handicap - 2000m

26 October 2024 - 14:00



BRISBANE
RACING CLUB

Track Rating: Good 4, Weather: Fine, Rail Position: +0.5m Entire

Section														
Field Times														
	Overall	1800m	1600m	1400m	1200m	1000m	800m	Last 600m						
	2:02.77 (0:14.16)	1:48.61 (0:11.42)	1:37.19 (0:11.96)	1:25.23 (0:12.70)	1:12.53 (0:12.87)	0:59.66 (0:12.45)	0:47.21 (0:12.51)	0:34.70						
Rank	TAB	Horse/Jockey	Barrier	Top Speed [km/h]	Fastest Section								Distance Travelled [m]	
1	16	NEW JOY Angela Jones	12	65.0 400m	0:11.24 400m	2:02.77 [1] (0:14.19)	1:48.58 [4] (0:11.39)	1:37.19 [1] (0:11.96)	1:25.23 [1] (0:12.70)	1:12.53 [1] (0:12.87)	0:59.66 [1] (0:12.45)	0:47.21 [1] (0:12.51)	0:34.70	
2	8	ALDEENAARY Ryan Maloney	2	65.1 400m	0:11.20 400m	2:03.05 [2] (0:14.34)	1:48.71 [6] (0:11.68)	1:37.03 [6] (0:12.54)	1:24.49 [6] (0:12.71)	1:11.78 [6] (0:12.63)	0:59.15 [6] (0:12.38)	0:46.77 [5] (0:12.47)	0:34.30	-1
3	2	AIDEN Kyle Wilson-Taylor	8	64.3 1800m	0:11.45 400m	2:03.38 [3] (0:14.24)	1:49.14 [5] (0:11.47)	1:37.67 [2] (0:12.23)	1:25.44 [2] (0:12.71)	1:12.73 [2] (0:12.78)	0:59.95 [3] (0:12.62)	0:47.33 [3] (0:12.40)	0:34.93	-3
4	6	PEPPERDINE Emily Lang	4	64.9 400m	0:11.22 400m	2:03.41 [4] (0:14.16)	1:49.25 [1] (0:11.57)	1:37.68 [4] (0:12.50)	1:25.18 [4] (0:12.73)	1:12.45 [4] (0:12.66)	0:59.79 [4] (0:12.67)	0:47.12 [6] (0:12.45)	0:34.67	+1
5	10	RING BEARER Nikita Beriman	13	64.2 1800m	0:11.40 400m	2:03.42 [5] (0:14.19)	1:49.23 [3] (0:11.71)	1:37.52 [5] (0:12.62)	1:24.90 [5] (0:12.65)	1:12.25 [5] (0:12.57)	0:59.68 [5] (0:12.34)	0:47.34 [4] (0:12.44)	0:34.90	+7
6	4	ROLLER COASTER Cody Collis	6	65.4 400m	0:11.26 400m	2:03.49 [6] (0:14.39)	1:49.10 [7] (0:11.71)	1:37.39 [7] (0:12.77)	1:24.62 [7] (0:12.65)	1:11.97 [7] (0:12.73)	0:59.24 [7] (0:12.40)	0:46.84 [8] (0:12.40)	0:34.44	+4
7	12	BITOFTHEBLARNEY Andrew Mallyon	10	65.5 400m	0:11.12 400m	2:03.51 [7] (0:14.73)	1:48.78 [10] (0:11.94)	1:36.84 [11] (0:12.64)	1:24.20 [11] (0:12.66)	1:11.54 [11] (0:12.93)	0:58.61 [11] (0:12.27)	0:46.34 [11] (0:12.10)	0:34.24	+5
8	7	MAJORIAN Jag Guthmann-Chester	1	65.0 400m	0:11.28 400m	2:03.54 [8] (0:14.58)	1:48.96 [8] (0:11.82)	1:37.14 [8] (0:12.56)	1:24.58 [8] (0:12.59)	1:11.99 [8] (0:12.75)	0:59.24 [8] (0:12.31)	0:46.93 [7] (0:12.43)	0:34.50	-3
9	11	SLY CORNER Girish Goomany	5	65.0 400m	0:11.15 400m	2:03.55 [9] (0:14.88)	1:48.67 [11] (0:11.73)	1:36.94 [10] (0:12.55)	1:24.39 [10] (0:12.57)	1:11.82 [9] (0:12.93)	0:58.89 [10] (0:12.33)	0:46.56 [10] (0:12.29)	0:34.27	-3
10	9	TRIPLE MONEY Dylan Turner	9	64.5 400m	0:11.27 400m	2:04.02 [10] (0:15.27)	1:48.75 [13] (0:12.15)	1:36.60 [13] (0:12.61)	1:23.99 [13] (0:12.55)	1:11.44 [13] (0:12.99)	0:58.45 [13] (0:12.03)	0:46.42 [13] (0:11.98)	0:34.44	+5

Scratched: Applications (#1), Casanova Man (#15), Gripping (#3)

[] Ranking at each section and finish
 -:-:- No data available at this section
 NA No data available

SCN Saddle cloth number
 DNF Did not finish
 DNT Did not track



Doomben QLD Professional

Race 5: Ladbrokes State of Rest 2021 BM70 Handicap - 2000m

26 October 2024 - 14:00



BRISBANE
RACING CLUB

Track Rating: Good 4, Weather: Fine, Rail Position: +0.5m Entire

Section		Overall	1800m	1600m	1400m	1200m	1000m	800m	Last 600m
Field Times		2:02.77 (0:14.16)	1:48.61 (0:11.42)	1:37.19 (0:11.96)	1:25.23 (0:12.70)	1:12.53 (0:12.87)	0:59.66 (0:12.45)	0:47.21 (0:12.51)	0:34.70

Rank	TAB	Horse/Jockey	Barrier	Top Speed [km/h]	Fastest Section								Distance Travelled [m]
11	14	SHY GUY Ron Stewart	11	65.6 400m	0:11.26 400m	2:04.03 [11] (0:14.97)	1:49.06 [12] (0:12.03)	1:37.03 [12] (0:12.68)	1:24.35 [12] (0:12.55)	1:11.80 [12] (0:13.05)	0:58.75 [12] (0:12.20)	0:46.55 [12] (0:11.89)	0:34.66 +7
12	5	HELEVA DEEL Noel Callow	3	63.6 400m	0:11.55 400m	2:04.19 [12] (0:14.65)	1:49.54 [9] (0:11.82)	1:37.72 [9] (0:12.66)	1:25.06 [9] (0:12.63)	1:12.43 [10] (0:12.86)	0:59.57 [9] (0:12.31)	0:47.26 [9] (0:12.15)	0:35.11 +5
13	13	BLAGNY Cejay Graham	7	65.9 1800m	0:11.54 1800m	2:04.39 [13] (0:14.18)	1:50.21 [2] (0:11.54)	1:38.67 [3] (0:12.40)	1:26.27 [3] (0:12.78)	1:13.49 [3] (0:12.36)	1:01.13 [2] (0:12.57)	0:48.56 [2] (0:12.45)	0:36.11 +3

Scratched: Applications (#1), Casanova Man (#15), Gripping (#3)

[] Ranking at each section and finish
 -:-:- No data available at this section
 NA No data available

SCN Saddle cloth number
 DNF Did not finish
 DNT Did not track



Doomben QLD Professional

Race 5: Ladbrokes State of Rest 2021 BM70 Handicap - 2000m

26 October 2024 - 14:00



BRISBANE
RACING CLUB

Track Rating: Good 4, Weather: Fine, Rail Position: +0.5m Entire

Section					600m	400m	200m				Last 600m
Field Times					0:34.70 (0:11.67)	0:23.03 (0:11.24)	0:11.79 (0:11.79)				0:34.70
Rank	TAB	Horse/Jockey	Barrier	Top Speed [km/h]	Fastest Section	Margin			Distance Travelled [m]		
1	16	NEW JOY Angela Jones	12	65.0 400m	0:11.24 400m	0:34.70 [1] (0:11.67)	0:23.03 [1] (0:11.24)	0:11.79 [1] (0:11.79)	2:02.77	0:34.70	
2	8	ALDEENAARY Ryan Maloney	2	65.1 400m	0:11.20 400m	0:34.30 [6] (0:11.57)	0:22.73 [5] (0:11.20)	0:11.53 [3] (0:11.53)	1.64L	0:34.30	-1
3	2	AIDEN Kyle Wilson-Taylor	8	64.3 1800m	0:11.45 400m	0:34.93 [3] (0:11.60)	0:23.33 [2] (0:11.45)	0:11.88 [2] (0:11.88)	3.61L	0:34.93	-3
4	6	PEPPERDINE Emily Lang	4	64.9 400m	0:11.22 400m	0:34.67 [5] (0:11.75)	0:22.92 [6] (0:11.22)	0:11.70 [5] (0:11.70)	3.8L	0:34.67	+1
5	10	RING BEARER Nikita Beriman	13	64.2 1800m	0:11.40 400m	0:34.90 [4] (0:11.76)	0:23.14 [4] (0:11.40)	0:11.74 [4] (0:11.74)	3.81L	0:34.90	+7
6	4	ROLLER COASTER Cody Collis	6	65.4 400m	0:11.26 400m	0:34.44 [8] (0:11.62)	0:22.82 [8] (0:11.26)	0:11.56 [10] (0:11.56)	4.25L	0:34.44	+4
7	12	BITOFTHEBLARNEY Andrew Mallyon	10	65.5 400m	0:11.12 400m	0:34.24 [10] (0:11.51)	0:22.73 [11] (0:11.12)	0:11.61 [8] (0:11.61)	4.36L	0:34.24	+5
8	7	MAJORIAN Jag Guthmann-Chester	1	65.0 400m	0:11.28 400m	0:34.50 [7] (0:11.50)	0:23.00 [7] (0:11.28)	0:11.72 [6] (0:11.72)	4.52L	0:34.50	-3
9	11	SLY CORNER Girish Goomany	5	65.0 400m	0:11.15 400m	0:34.27 [11] (0:11.50)	0:22.77 [10] (0:11.15)	0:11.62 [9] (0:11.62)	4.6L	0:34.27	-3
10	9	TRIPLE MONEY Dylan Turner	9	64.5 400m	0:11.27 400m	0:34.44 [13] (0:11.57)	0:22.87 [13] (0:11.27)	0:11.60 [13] (0:11.60)	7.35L	0:34.44	+5

Scratched: Applications (#1), Casanova Man (#15), Gripping (#3)



Doomben QLD Professional

Race 5: Ladbrokes State of Rest 2021 BM70 Handicap - 2000m

26 October 2024 - 14:00



BRISBANE
RACING CLUB

Track Rating: Good 4, Weather: Fine, Rail Position: +0.5m Entire

Section		600m	400m	200m				Last 600m		
Field Times		0:34.70 (0:11.67)	0:23.03 (0:11.24)	0:11.79 (0:11.79)				0:34.70		
Rank	TAB Horse/Jockey	Barrier	Top Speed [km/h]	Fastest Section	Margin			Distance Travelled [m]		
11	14 SHY GUY Ron Stewart	11	65.6 400m	0:11.26 400m	0:34.66 [12] (0:11.52)	0:23.14 [12] (0:11.26)	0:11.88 [11] (0:11.88)	7.44L	0:34.66	+7
12	5 HELEVA DEEL Noel Callow	3	63.6 400m	0:11.55 400m	0:35.11 [9] (0:11.65)	0:23.46 [9] (0:11.55)	0:11.91 [12] (0:11.91)	8.37L	0:35.11	+5
13	13 BLAGNY Cejay Graham	7	65.9 1800m	0:11.54 1800m	0:36.11 [2] (0:11.85)	0:24.26 [3] (0:11.70)	0:12.56 [7] (0:12.56)	9.54L	0:36.11	+3

Scratched: Applications (#1), Casanova Man (#15), Gripping (#3)

[] Ranking at each section and finish
 -:-:- No data available at this section
 NA No data available

SCN Saddle cloth number
 DNF Did not finish
 DNT Did not track



Horse/Jockey Name	New Joy
Final Rank	1
Fastest Section Time (Section)	0:11.24 (400m)
Top Speed [km/h] (Section)	65.0 (400m)
Race State	Finished



Doomben QLD Professional

Race 5: Ladbrokes State of Rest 2021 BM70 Handicap - 2000m

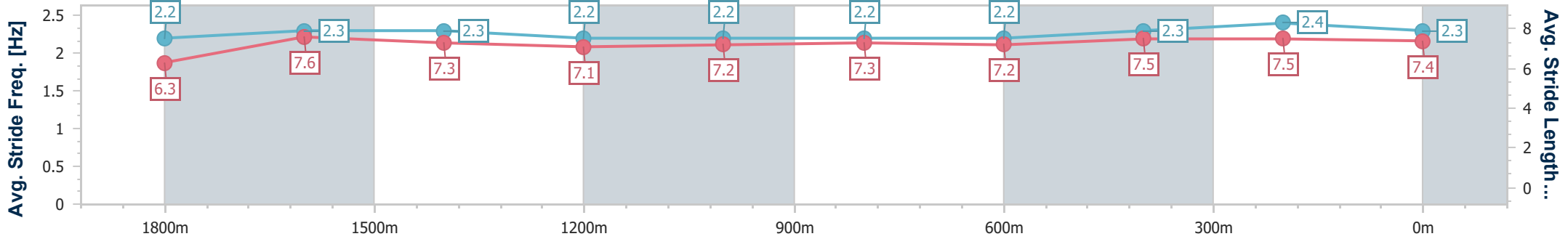
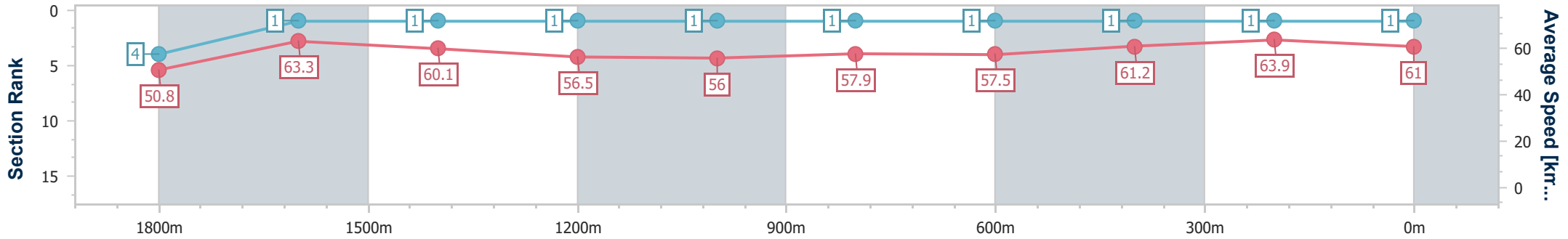
26 October 2024 - 14:00

Track Rating: Good 4, Weather: Fine, Rail Position: +0.5m Entire



BRISBANE RACING CLUB

Section	Overall	1800m	1600m	1400m	1200m	1000m	800m	600m	400m	200m
Section Times	2:02.77 [1] (0:14.19)	1:48.58 [4] (0:11.39)	1:37.19 [1] (0:11.96)	1:25.23 [1] (0:12.70)	1:12.53 [1] (0:12.87)	0:59.66 [1] (0:12.45)	0:47.21 [1] (0:12.51)	0:34.70 [1] (0:11.67)	0:23.03 [1] (0:11.24)	0:11.79 [1] (0:11.79)
Average Speed [km/h]	50.8	63.3	60.1	56.5	56.0	57.9	57.5	61.2	63.9	61.0
Top Speed [km/h]	64.3	64.9	61.7	58.0	58.1	59.6	60.0	62.7	65.0	64.2
Avg. Dist. to Rail [m]	7.6	0.9	0.6	0.6	0.5	0.4	0.2	1.0	1.1	0.2
Avg. Stride Freq. [Hz]	2.2	2.3	2.3	2.2	2.2	2.2	2.2	2.3	2.4	2.3
Avg. Stride Length [m]	6.3	7.6	7.3	7.1	7.2	7.3	7.2	7.5	7.5	7.4



- [] Ranking at each section and finish
- .-.- No data available at this section
- NA No data available



Horse/Jockey Name	Aldeenaary
Final Rank	2
Fastest Section Time (Section)	0:11.20 (400m)
Top Speed [km/h] (Section)	65.1 (400m)
Race State	Finished



Doomben QLD Professional

Race 5: Ladbrokes State of Rest 2021 BM70 Handicap - 2000m

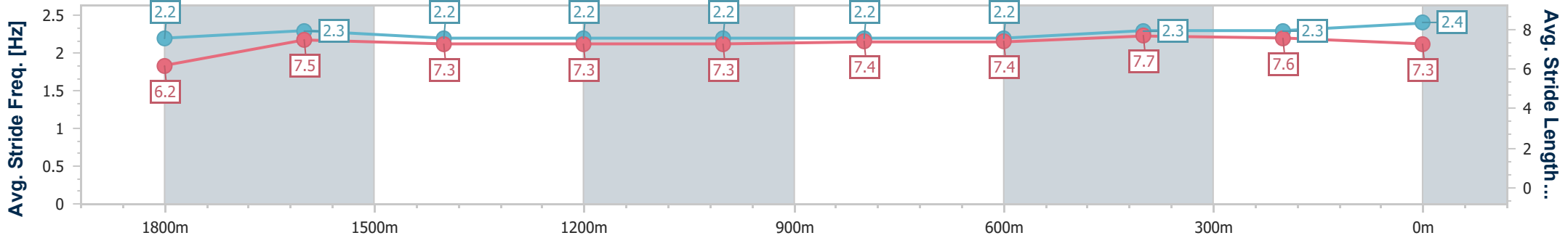
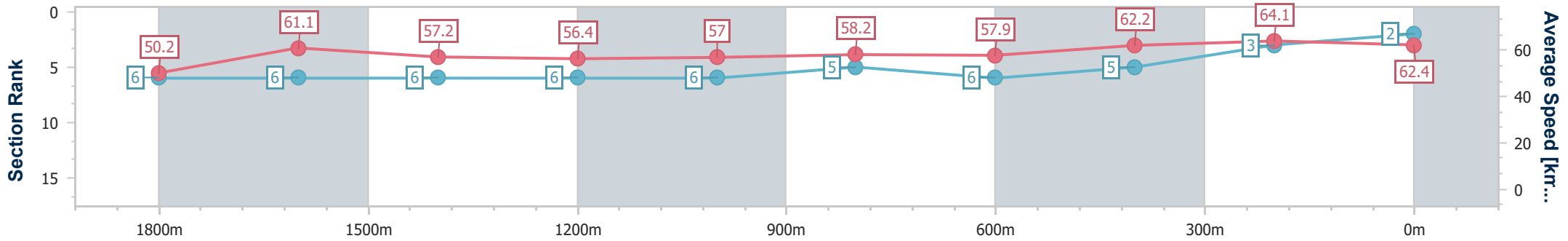
26 October 2024 - 14:00

Track Rating: Good 4, Weather: Fine, Rail Position: +0.5m Entire



BRISBANE RACING CLUB

Section	Overall	1800m	1600m	1400m	1200m	1000m	800m	600m	400m	200m
Section Times	2:03.05 [2] (0:14.34)	1:48.71 [6] (0:11.68)	1:37.03 [6] (0:12.54)	1:24.49 [6] (0:12.71)	1:11.78 [6] (0:12.63)	0:59.15 [6] (0:12.38)	0:46.77 [5] (0:12.47)	0:34.30 [6] (0:11.57)	0:22.73 [5] (0:11.20)	0:11.53 [3] (0:11.53)
Average Speed [km/h]	50.2	61.1	57.2	56.4	57.0	58.2	57.9	62.2	64.1	62.4
Top Speed [km/h]	64.8	62.8	59.2	57.9	59.4	59.1	60.8	63.7	65.1	64.8
Avg. Dist. to Rail [m]	1.5	1.5	1.1	0.4	0.7	0.6	0.3	0.6	0.8	0.2
Avg. Stride Freq. [Hz]	2.2	2.3	2.2	2.2	2.2	2.2	2.2	2.3	2.3	2.4
Avg. Stride Length [m]	6.2	7.5	7.3	7.3	7.3	7.4	7.4	7.7	7.6	7.3



- [] Ranking at each section and finish
- .-.- No data available at this section
- NA No data available



Horse/Jockey Name	Aiden
Final Rank	3
Fastest Section Time (Section)	0:11.45 (400m)
Top Speed [km/h] (Section)	64.3 (1800m)
Race State	Finished



Doomben QLD Professional

Race 5: Ladbrokes State of Rest 2021 BM70 Handicap - 2000m

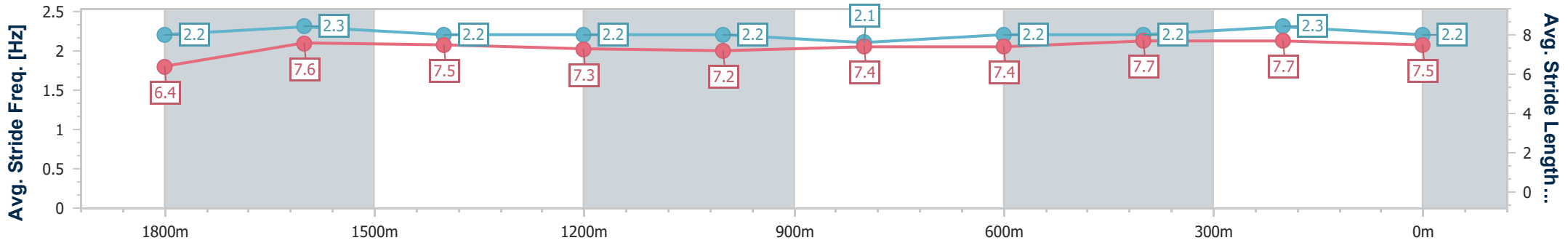
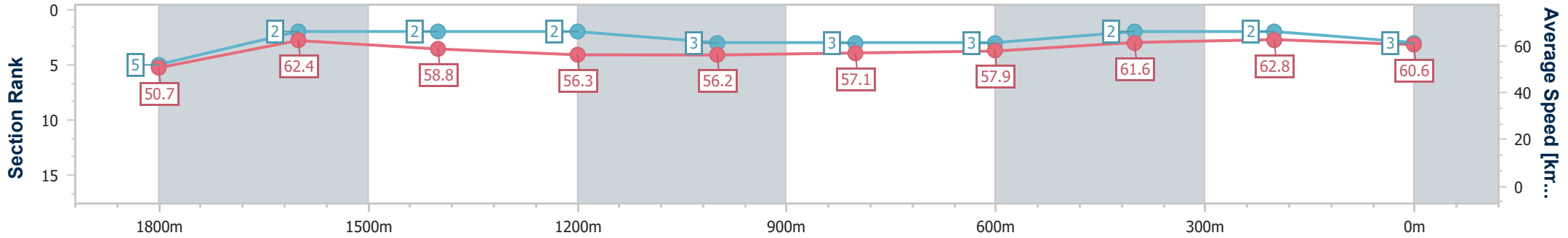
26 October 2024 - 14:00

Track Rating: Good 4, Weather: Fine, Rail Position: +0.5m Entire



BRISBANE RACING CLUB

Section	Overall	1800m	1600m	1400m	1200m	1000m	800m	600m	400m	200m
Section Times	2:03.38 [3] (0:14.24)	1:49.14 [5] (0:11.47)	1:37.67 [2] (0:12.23)	1:25.44 [2] (0:12.71)	1:12.73 [2] (0:12.78)	0:59.95 [3] (0:12.62)	0:47.33 [3] (0:12.40)	0:34.93 [3] (0:11.60)	0:23.33 [2] (0:11.45)	0:11.88 [2] (0:11.88)
Average Speed [km/h]	50.7	62.4	58.8	56.3	56.2	57.1	57.9	61.6	62.8	60.6
Top Speed [km/h]	64.1	64.3	61.6	58.1	57.9	58.6	60.3	62.8	63.5	62.7
Avg. Dist. to Rail [m]	3.7	0.9	0.7	0.9	0.2	0.2	0.7	1.5	0.7	0.3
Avg. Stride Freq. [Hz]	2.2	2.3	2.2	2.2	2.2	2.1	2.2	2.2	2.3	2.2
Avg. Stride Length [m]	6.4	7.6	7.5	7.3	7.2	7.4	7.4	7.7	7.7	7.5



- [] Ranking at each section and finish
- .-.-.- No data available at this section
- NA No data available



Horse/Jockey Name	Pepperdine
Final Rank	4
Fastest Section Time (Section)	0:11.22 (400m)
Top Speed [km/h] (Section)	64.9 (400m)
Race State	Finished



Doomben QLD Professional

Race 5: Ladbrokes State of Rest 2021 BM70 Handicap - 2000m

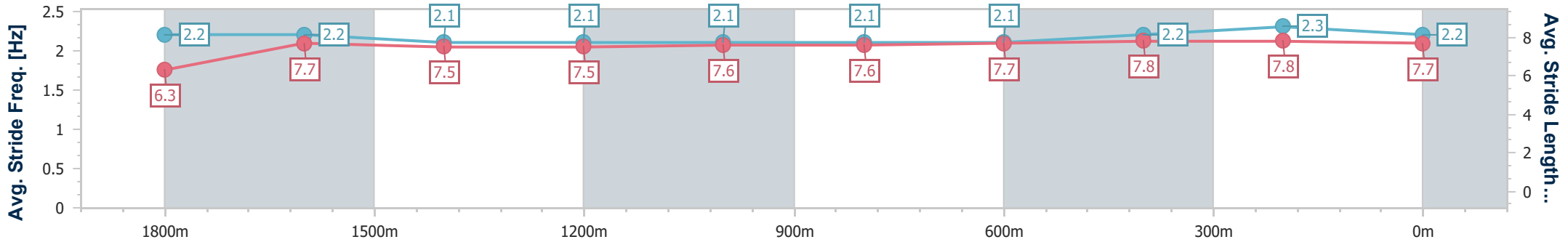
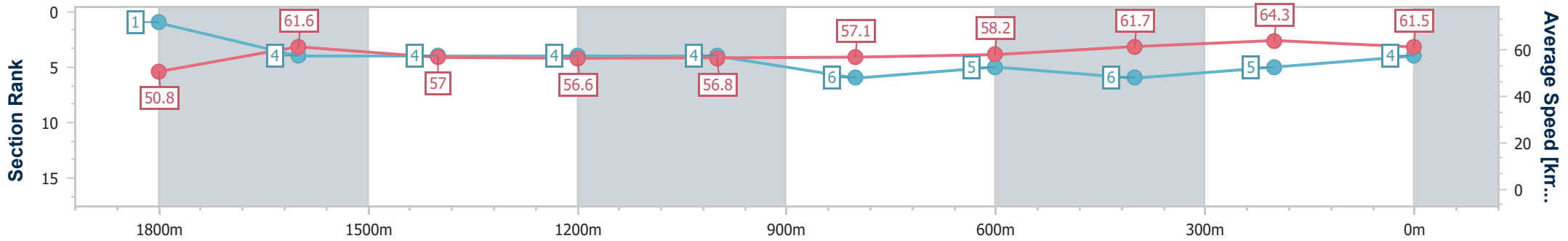
26 October 2024 - 14:00

Track Rating: Good 4, Weather: Fine, Rail Position: +0.5m Entire



BRISBANE RACING CLUB

Section	Overall	1800m	1600m	1400m	1200m	1000m	800m	600m	400m	200m
Section Times	2:03.41 [4] (0:14.16)	1:49.25 [1] (0:11.57)	1:37.68 [4] (0:12.50)	1:25.18 [4] (0:12.73)	1:12.45 [4] (0:12.66)	0:59.79 [4] (0:12.67)	0:47.12 [6] (0:12.45)	0:34.67 [5] (0:11.75)	0:22.92 [6] (0:11.22)	0:11.70 [5] (0:11.70)
Average Speed [km/h]	50.8	61.6	57.0	56.6	56.8	57.1	58.2	61.7	64.3	61.5
Top Speed [km/h]	63.2	63.5	58.7	58.2	58.5	59.5	61.2	62.7	64.9	63.8
Avg. Dist. to Rail [m]	1.8	2.6	1.3	0.4	0.7	1.3	1.2	0.9	3.1	6.7
Avg. Stride Freq. [Hz]	2.2	2.2	2.1	2.1	2.1	2.1	2.1	2.2	2.3	2.2
Avg. Stride Length [m]	6.3	7.7	7.5	7.5	7.6	7.6	7.7	7.8	7.8	7.7



- [] Ranking at each section and finish
- .-.- No data available at this section
- NA No data available



Horse/Jockey Name	Ring Bearer
Final Rank	5
Fastest Section Time (Section)	0:11.40 (400m)
Top Speed [km/h] (Section)	64.2 (1800m)
Race State	Finished



Doomben QLD Professional

Race 5: Ladbrokes State of Rest 2021 BM70 Handicap - 2000m

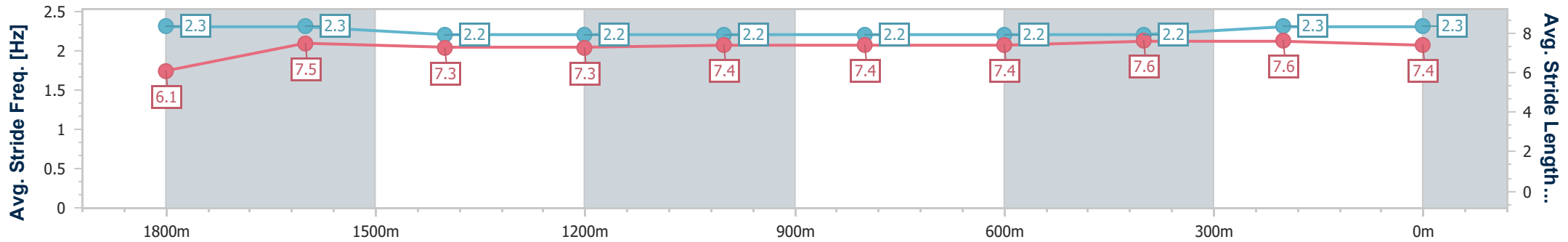
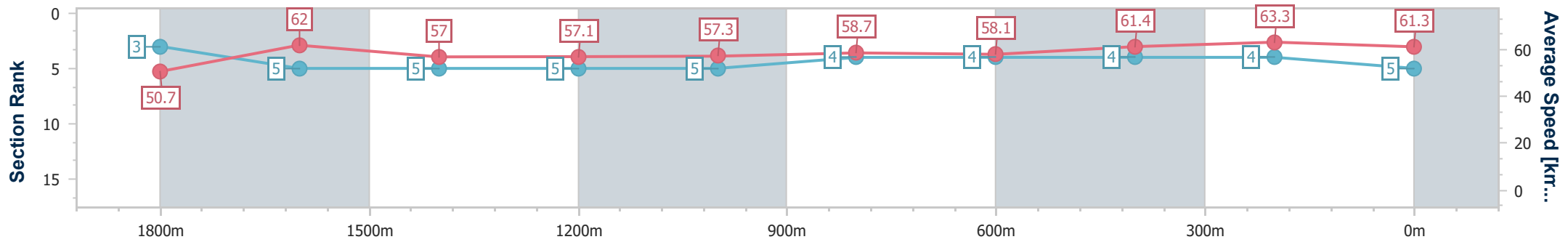
26 October 2024 - 14:00

Track Rating: Good 4, Weather: Fine, Rail Position: +0.5m Entire



BRISBANE RACING CLUB

Section	Overall	1800m	1600m	1400m	1200m	1000m	800m	600m	400m	200m
Section Times	2:03.42 [5] (0:14.19)	1:49.23 [3] (0:11.71)	1:37.52 [5] (0:12.62)	1:24.90 [5] (0:12.65)	1:12.25 [5] (0:12.57)	0:59.68 [5] (0:12.34)	0:47.34 [4] (0:12.44)	0:34.90 [4] (0:11.76)	0:23.14 [4] (0:11.40)	0:11.74 [4] (0:11.74)
Average Speed [km/h]	50.7	62.0	57.0	57.1	57.3	58.7	58.1	61.4	63.3	61.3
Top Speed [km/h]	64.0	64.2	58.3	58.7	58.7	60.0	60.7	62.2	64.1	63.5
Avg. Dist. to Rail [m]	10.1	3.1	0.2	0.5	1.6	1.9	1.0	0.5	1.9	5.2
Avg. Stride Freq. [Hz]	2.3	2.3	2.2	2.2	2.2	2.2	2.2	2.2	2.3	2.3
Avg. Stride Length [m]	6.1	7.5	7.3	7.3	7.4	7.4	7.4	7.6	7.6	7.4



- [] Ranking at each section and finish
- .-.- No data available at this section
- NA No data available



Horse/Jockey Name	Roller Coaster
Final Rank	6
Fastest Section Time (Section)	0:11.26 (400m)
Top Speed [km/h] (Section)	65.4 (400m)
Race State	Finished



Doomben QLD Professional

Race 5: Ladbrokes State of Rest 2021 BM70 Handicap - 2000m

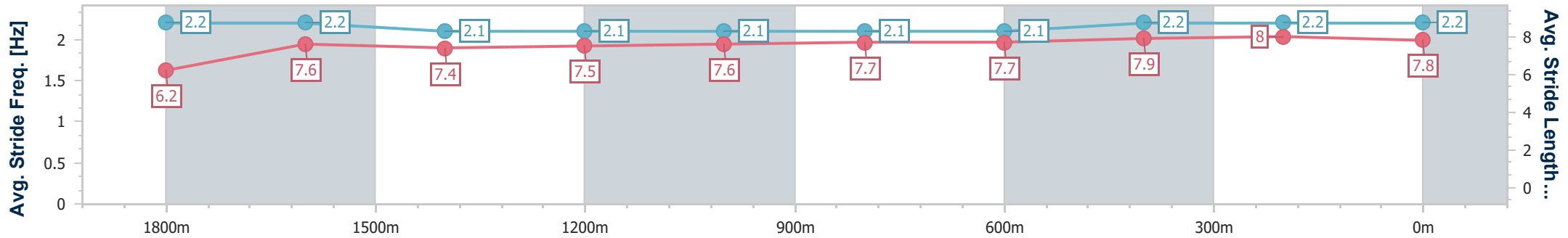
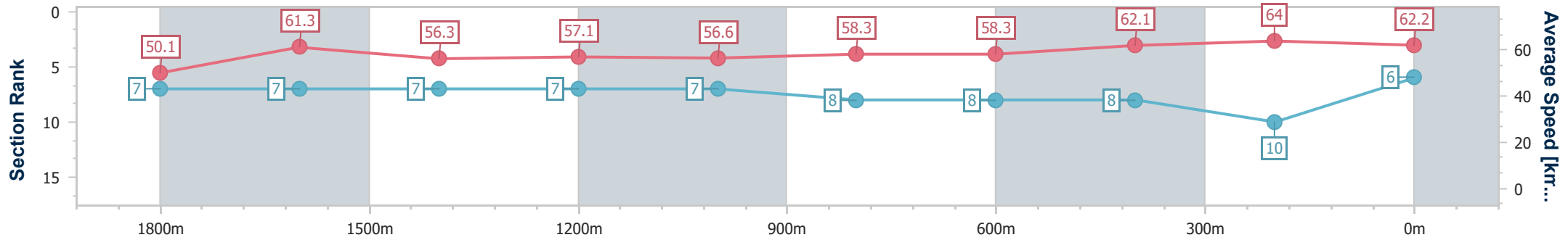
26 October 2024 - 14:00

Track Rating: Good 4, Weather: Fine, Rail Position: +0.5m Entire



BRISBANE RACING CLUB

Section	Overall	1800m	1600m	1400m	1200m	1000m	800m	600m	400m	200m
Section Times	2:03.49 [6] (0:14.39)	1:49.10 [7] (0:11.71)	1:37.39 [7] (0:12.77)	1:24.62 [7] (0:12.65)	1:11.97 [7] (0:12.73)	0:59.24 [7] (0:12.40)	0:46.84 [8] (0:12.40)	0:34.44 [8] (0:11.62)	0:22.82 [8] (0:11.26)	0:11.56 [10] (0:11.56)
Average Speed [km/h]	50.1	61.3	56.3	57.1	56.6	58.3	58.3	62.1	64.0	62.2
Top Speed [km/h]	63.3	63.5	59.1	58.3	59.1	60.4	60.9	63.1	65.4	64.6
Avg. Dist. to Rail [m]	2.4	0.4	0.4	0.4	1.5	1.4	0.7	0.4	2.7	8.3
Avg. Stride Freq. [Hz]	2.2	2.2	2.1	2.1	2.1	2.1	2.1	2.2	2.2	2.2
Avg. Stride Length [m]	6.2	7.6	7.4	7.5	7.6	7.7	7.7	7.9	8.0	7.8



- [] Ranking at each section and finish
- .-.- No data available at this section
- NA No data available



Horse/Jockey Name	Bitoftheblarney
Final Rank	7
Fastest Section Time (Section)	0:11.12 (400m)
Top Speed [km/h] (Section)	65.5 (400m)
Race State	Finished



Doomben QLD Professional

Race 5: Ladbrokes State of Rest 2021 BM70 Handicap - 2000m

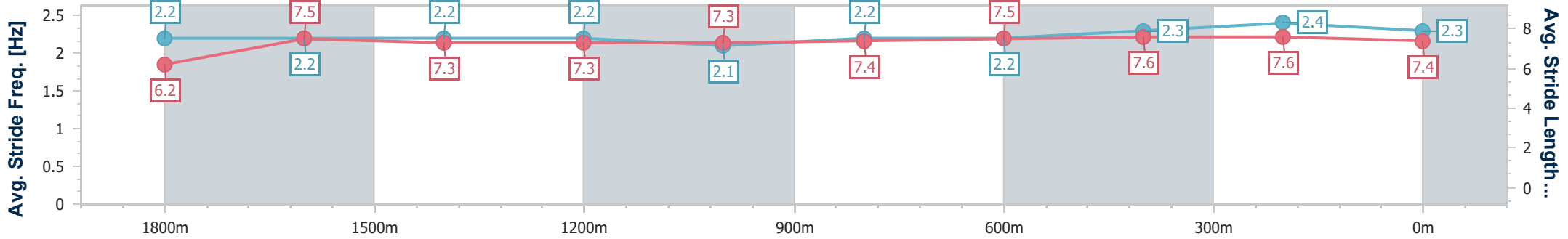
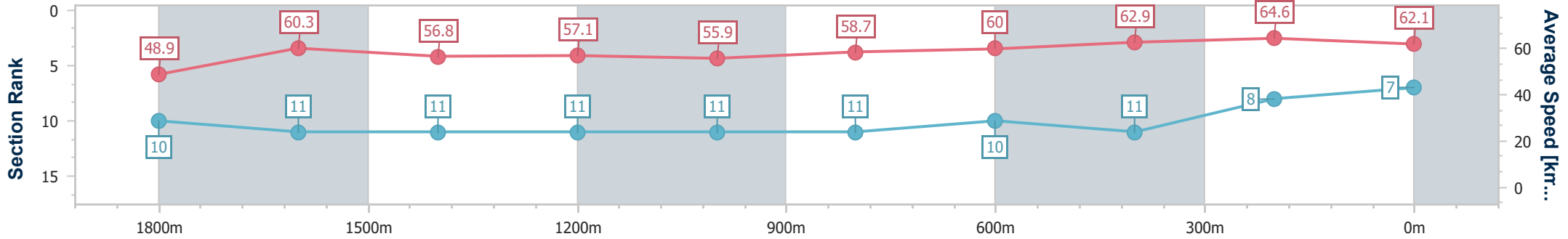
26 October 2024 - 14:00

Track Rating: Good 4, Weather: Fine, Rail Position: +0.5m Entire



BRISBANE RACING CLUB

Section	Overall	1800m	1600m	1400m	1200m	1000m	800m	600m	400m	200m
Section Times	2:03.51 [7] (0:14.73)	1:48.78 [10] (0:11.94)	1:36.84 [11] (0:12.64)	1:24.20 [11] (0:12.66)	1:11.54 [11] (0:12.93)	0:58.61 [11] (0:12.27)	0:46.34 [11] (0:12.10)	0:34.24 [10] (0:11.51)	0:22.73 [11] (0:11.12)	0:11.61 [8] (0:11.61)
Average Speed [km/h]	48.9	60.3	56.8	57.1	55.9	58.7	60.0	62.9	64.6	62.1
Top Speed [km/h]	60.3	61.1	59.6	57.8	59.4	60.1	61.5	64.5	65.5	65.3
Avg. Dist. to Rail [m]	4.4	0.3	0.4	0.4	1.7	1.6	1.2	1.1	1.7	6.7
Avg. Stride Freq. [Hz]	2.2	2.2	2.2	2.2	2.1	2.2	2.2	2.3	2.4	2.3
Avg. Stride Length [m]	6.2	7.5	7.3	7.3	7.3	7.4	7.5	7.6	7.6	7.4



- [] Ranking at each section and finish
- .-.- No data available at this section
- NA No data available



Horse/Jockey Name	Majorian
Final Rank	8
Fastest Section Time (Section)	0:11.28 (400m)
Top Speed [km/h] (Section)	65.0 (400m)
Race State	Finished



Doomben QLD Professional

Race 5: Ladbrokes State of Rest 2021 BM70 Handicap - 2000m

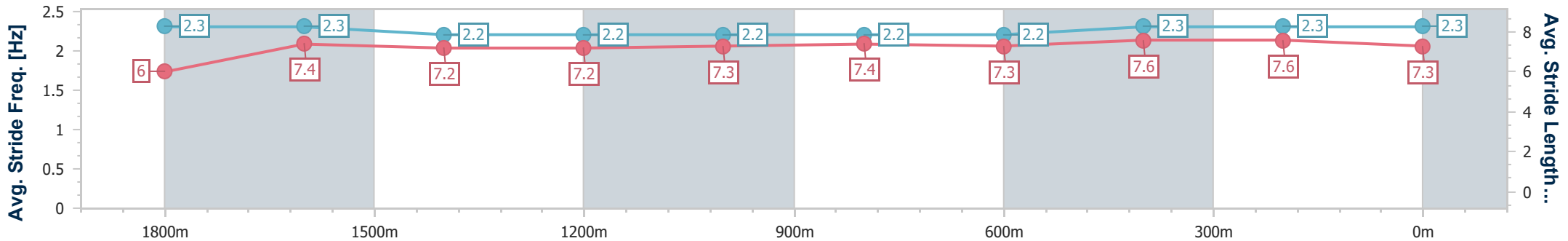
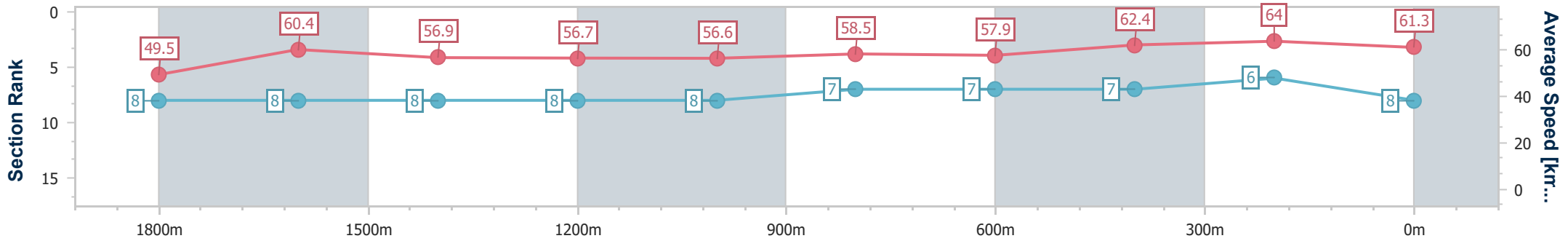
26 October 2024 - 14:00

Track Rating: Good 4, Weather: Fine, Rail Position: +0.5m Entire



BRISBANE RACING CLUB

Section	Overall	1800m	1600m	1400m	1200m	1000m	800m	600m	400m	200m
Section Times	2:03.54 [8] (0:14.58)	1:48.96 [8] (0:11.82)	1:37.14 [8] (0:12.56)	1:24.58 [8] (0:12.59)	1:11.99 [8] (0:12.75)	0:59.24 [8] (0:12.31)	0:46.93 [7] (0:12.43)	0:34.50 [7] (0:11.50)	0:23.00 [7] (0:11.28)	0:11.72 [6] (0:11.72)
Average Speed [km/h]	49.5	60.4	56.9	56.7	56.6	58.5	57.9	62.4	64.0	61.3
Top Speed [km/h]	62.5	62.4	60.4	58.3	58.9	59.7	61.1	64.1	65.0	63.3
Avg. Dist. to Rail [m]	1.6	1.6	1.3	1.1	0.2	0.1	0.3	0.3	1.6	3.3
Avg. Stride Freq. [Hz]	2.3	2.3	2.2	2.2	2.2	2.2	2.2	2.3	2.3	2.3
Avg. Stride Length [m]	6.0	7.4	7.2	7.2	7.3	7.4	7.3	7.6	7.6	7.3



- [] Ranking at each section and finish
- .-.- No data available at this section
- NA No data available



Horse/Jockey Name	Sly Corner
Final Rank	9
Fastest Section Time (Section)	0:11.15 (400m)
Top Speed [km/h] (Section)	65.0 (400m)
Race State	Finished



Doomben QLD Professional

Race 5: Ladbrokes State of Rest 2021 BM70 Handicap - 2000m

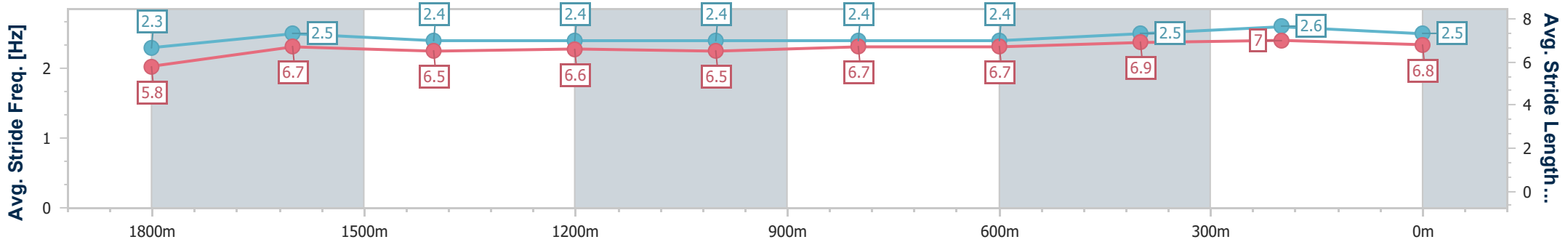
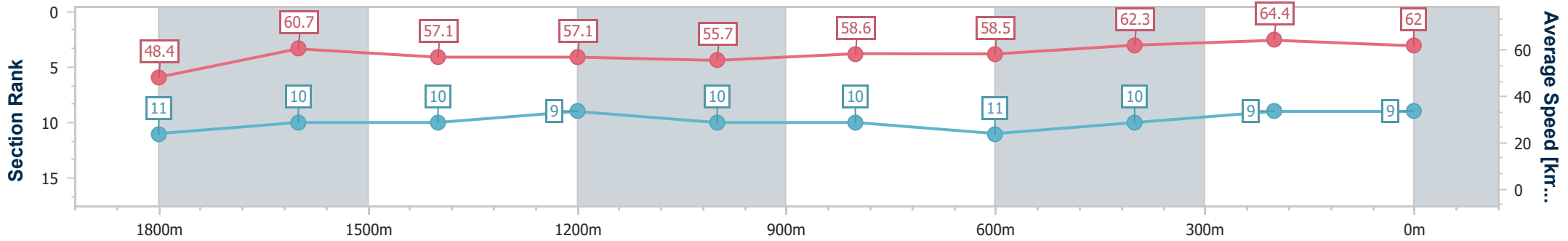
26 October 2024 - 14:00

Track Rating: Good 4, Weather: Fine, Rail Position: +0.5m Entire



BRISBANE RACING CLUB

Section	Overall	1800m	1600m	1400m	1200m	1000m	800m	600m	400m	200m
Section Times	2:03.55 [9] (0:14.88)	1:48.67 [11] (0:11.73)	1:36.94 [10] (0:12.55)	1:24.39 [10] (0:12.57)	1:11.82 [9] (0:12.93)	0:58.89 [10] (0:12.33)	0:46.56 [10] (0:12.29)	0:34.27 [11] (0:11.50)	0:22.77 [10] (0:11.15)	0:11.62 [9] (0:11.62)
Average Speed [km/h]	48.4	60.7	57.1	57.1	55.7	58.6	58.5	62.3	64.4	62.0
Top Speed [km/h]	62.2	62.4	60.5	58.4	59.0	59.9	60.3	63.2	65.0	64.2
Avg. Dist. to Rail [m]	1.8	1.6	1.2	0.4	0.7	0.5	0.2	0.7	1.1	1.3
Avg. Stride Freq. [Hz]	2.3	2.5	2.4	2.4	2.4	2.4	2.4	2.5	2.6	2.5
Avg. Stride Length [m]	5.8	6.7	6.5	6.6	6.5	6.7	6.7	6.9	7.0	6.8



- [] Ranking at each section and finish
- .-.- No data available at this section
- NA No data available



Horse/Jockey Name	Triple Money
Final Rank	10
Fastest Section Time (Section)	0:11.27 (400m)
Top Speed [km/h] (Section)	64.5 (400m)
Race State	Finished



Doomben QLD Professional

Race 5: Ladbrokes State of Rest 2021 BM70 Handicap - 2000m

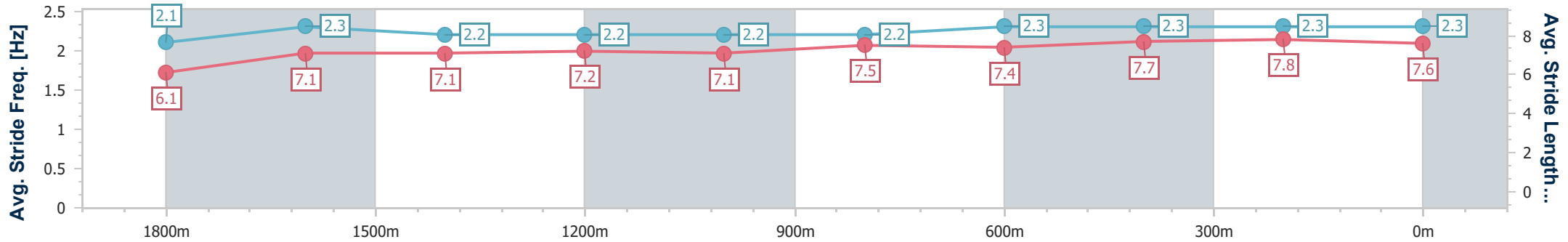
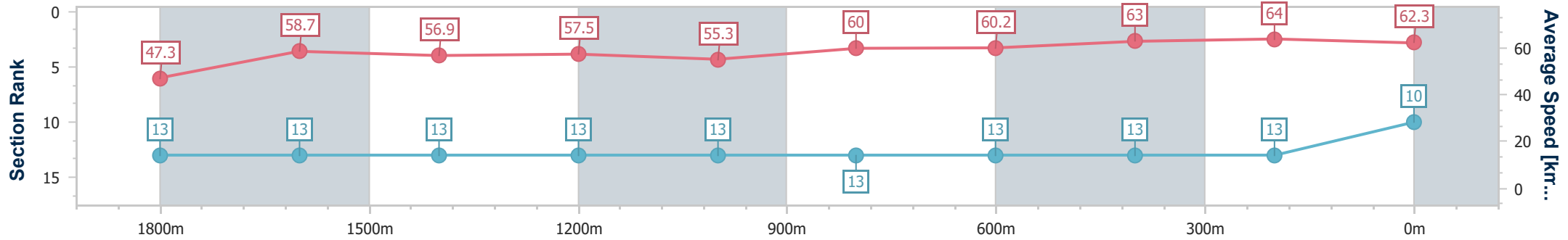
26 October 2024 - 14:00

Track Rating: Good 4, Weather: Fine, Rail Position: +0.5m Entire



BRISBANE RACING CLUB

Section	Overall	1800m	1600m	1400m	1200m	1000m	800m	600m	400m	200m
Section Times	2:04.02 [10] (0:15.27)	1:48.75 [13] (0:12.15)	1:36.60 [13] (0:12.61)	1:23.99 [13] (0:12.55)	1:11.44 [13] (0:12.99)	0:58.45 [13] (0:12.03)	0:46.42 [13] (0:11.98)	0:34.44 [13] (0:11.57)	0:22.87 [13] (0:11.27)	0:11.60 [13] (0:11.60)
Average Speed [km/h]	47.3	58.7	56.9	57.5	55.3	60.0	60.2	63.0	64.0	62.3
Top Speed [km/h]	60.2	59.8	59.7	58.5	57.5	62.0	62.6	64.4	64.5	64.1
Avg. Dist. to Rail [m]	3.3	1.2	0.8	0.4	1.2	0.3	0.6	2.1	4.0	4.1
Avg. Stride Freq. [Hz]	2.1	2.3	2.2	2.2	2.2	2.2	2.3	2.3	2.3	2.3
Avg. Stride Length [m]	6.1	7.1	7.1	7.2	7.1	7.5	7.4	7.7	7.8	7.6



- [] Ranking at each section and finish
- .-.- No data available at this section
- NA No data available



Horse/Jockey Name	Shy Guy
Final Rank	11
Fastest Section Time (Section)	0:11.26 (400m)
Top Speed [km/h] (Section)	65.6 (400m)
Race State	Finished



Doomben QLD Professional

Race 5: Ladbrokes State of Rest 2021 BM70 Handicap - 2000m

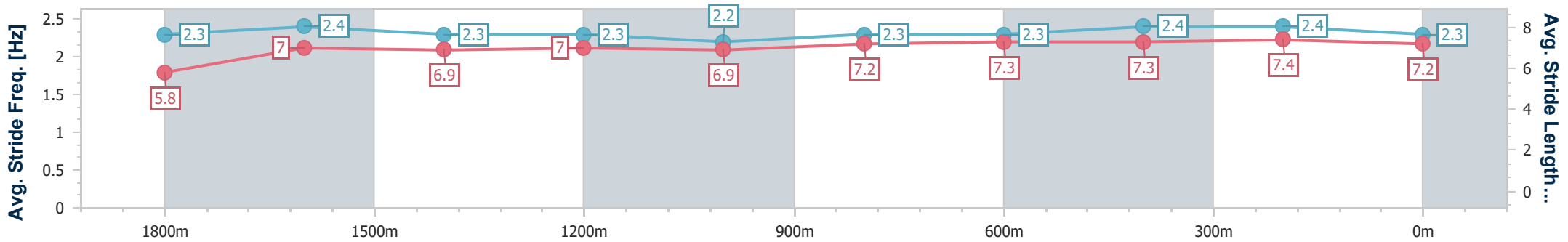
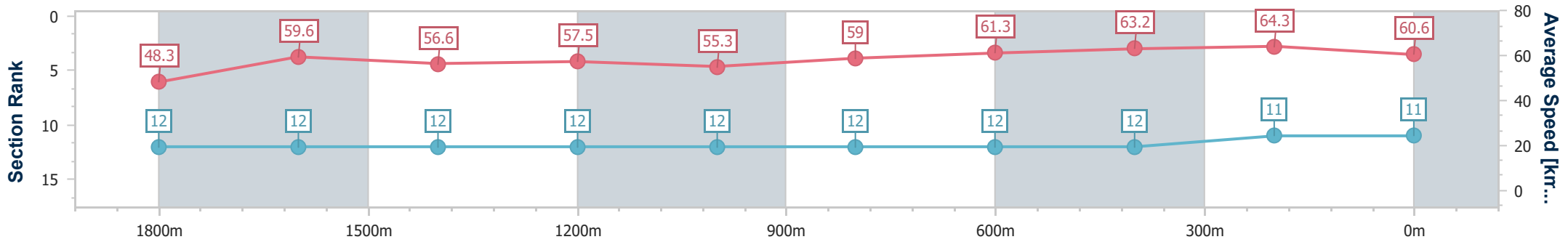
26 October 2024 - 14:00

Track Rating: Good 4, Weather: Fine, Rail Position: +0.5m Entire



BRISBANE RACING CLUB

Section	Overall	1800m	1600m	1400m	1200m	1000m	800m	600m	400m	200m
Section Times	2:04.03 [11] (0:14.97)	1:49.06 [12] (0:12.03)	1:37.03 [12] (0:12.68)	1:24.35 [12] (0:12.55)	1:11.80 [12] (0:13.05)	0:58.75 [12] (0:12.20)	0:46.55 [12] (0:11.89)	0:34.66 [12] (0:11.52)	0:23.14 [12] (0:11.26)	0:11.88 [11] (0:11.88)
Average Speed [km/h]	48.3	59.6	56.6	57.5	55.3	59.0	61.3	63.2	64.3	60.6
Top Speed [km/h]	58.9	60.4	59.4	58.4	58.7	61.5	62.1	64.0	65.6	62.9
Avg. Dist. to Rail [m]	5.6	0.6	0.4	0.4	1.5	1.4	1.6	2.1	4.6	7.7
Avg. Stride Freq. [Hz]	2.3	2.4	2.3	2.3	2.2	2.3	2.3	2.4	2.4	2.3
Avg. Stride Length [m]	5.8	7.0	6.9	7.0	6.9	7.2	7.3	7.3	7.4	7.2



- [] Ranking at each section and finish
- .-.- No data available at this section
- NA No data available



Horse/Jockey Name	Heleva Deel
Final Rank	12
Fastest Section Time (Section)	0:11.55 (400m)
Top Speed [km/h] (Section)	63.6 (400m)
Race State	Finished



Doomben QLD Professional

Race 5: Ladbrokes State of Rest 2021 BM70 Handicap - 2000m

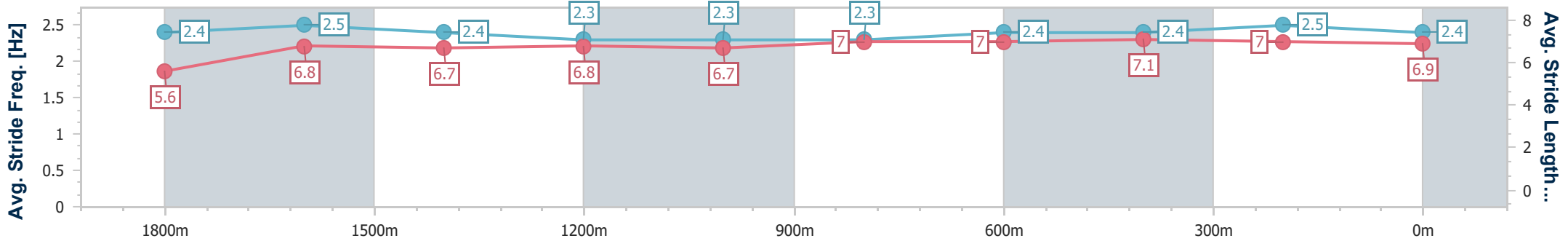
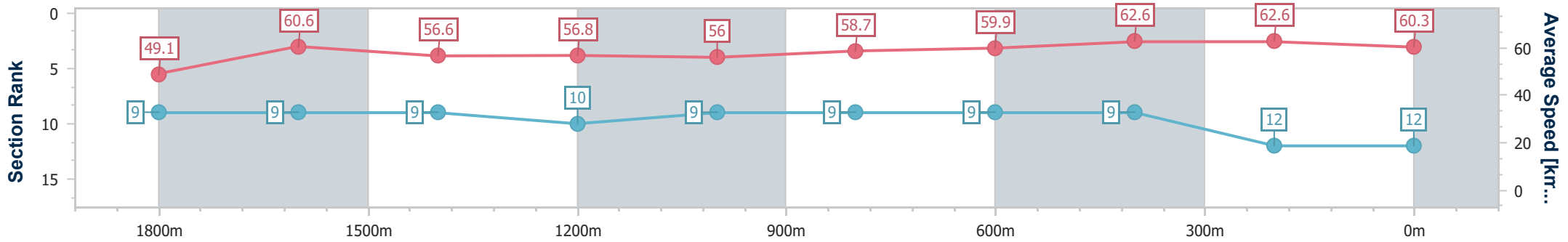
26 October 2024 - 14:00

Track Rating: Good 4, Weather: Fine, Rail Position: +0.5m Entire



BRISBANE RACING CLUB

Section	Overall	1800m	1600m	1400m	1200m	1000m	800m	600m	400m	200m
Section Times	2:04.19 [12] (0:14.65)	1:49.54 [9] (0:11.82)	1:37.72 [9] (0:12.66)	1:25.06 [9] (0:12.63)	1:12.43 [10] (0:12.86)	0:59.57 [9] (0:12.31)	0:47.26 [9] (0:12.15)	0:35.11 [9] (0:11.65)	0:23.46 [9] (0:11.55)	0:11.91 [12] (0:11.91)
Average Speed [km/h]	49.1	60.6	56.6	56.8	56.0	58.7	59.9	62.6	62.6	60.3
Top Speed [km/h]	61.6	61.8	59.6	58.8	59.0	60.4	62.4	62.9	63.6	62.7
Avg. Dist. to Rail [m]	1.3	1.6	0.9	0.6	1.3	1.5	2.0	2.1	3.2	5.4
Avg. Stride Freq. [Hz]	2.4	2.5	2.4	2.3	2.3	2.3	2.4	2.4	2.5	2.4
Avg. Stride Length [m]	5.6	6.8	6.7	6.8	6.7	7.0	7.0	7.1	7.0	6.9



- [] Ranking at each section and finish
- .-.- No data available at this section
- NA No data available



Horse/Jockey Name	Blagny
Final Rank	13
Fastest Section Time (Section)	0:11.54 (1800m)
Top Speed [km/h] (Section)	65.9 (1800m)
Race State	Finished



Doomben QLD Professional

Race 5: Ladbrokes State of Rest 2021 BM70 Handicap - 2000m

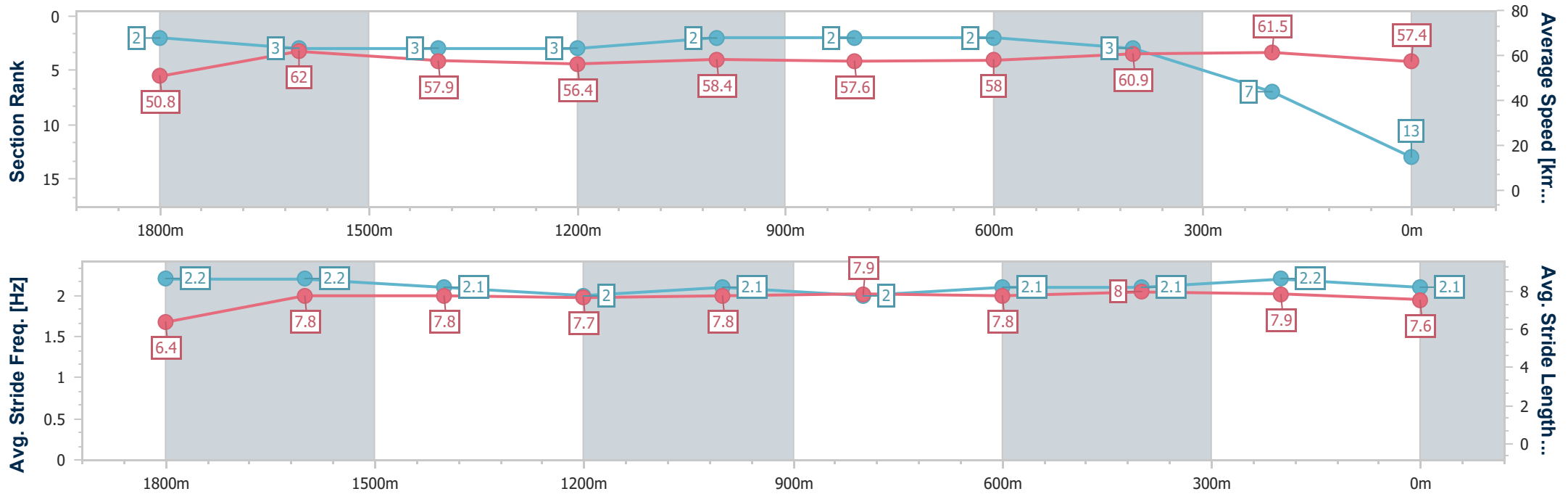
26 October 2024 - 14:00

Track Rating: Good 4, Weather: Fine, Rail Position: +0.5m Entire



BRISBANE RACING CLUB

Section	Overall	1800m	1600m	1400m	1200m	1000m	800m	600m	400m	200m
Section Times	2:04.39 [13] (0:14.18)	1:50.21 [2] (0:11.54)	1:38.67 [3] (0:12.40)	1:26.27 [3] (0:12.78)	1:13.49 [3] (0:12.36)	1:01.13 [2] (0:12.57)	0:48.56 [2] (0:12.45)	0:36.11 [2] (0:11.85)	0:24.26 [3] (0:11.70)	0:12.56 [7] (0:12.56)
Average Speed [km/h]	50.8	62.0	57.9	56.4	58.4	57.6	58.0	60.9	61.5	57.4
Top Speed [km/h]	63.9	65.9	59.0	57.8	61.1	58.6	60.7	61.3	62.1	60.7
Avg. Dist. to Rail [m]	3.5	0.8	0.4	0.4	1.5	1.5	1.0	0.6	0.7	0.8
Avg. Stride Freq. [Hz]	2.2	2.2	2.1	2.0	2.1	2.0	2.1	2.1	2.2	2.1
Avg. Stride Length [m]	6.4	7.8	7.8	7.7	7.8	7.9	7.8	8.0	7.9	7.6



- [] Ranking at each section and finish
- .-.- No data available at this section
- NA No data available



Doomben QLD Professional

Race 6: Ladbrokes Racing Club QTIS Three-Years-Old Handicap - 1110m

26 October 2024 - 14:34



BRISBANE
RACING CLUB

Track Rating: Good 4, Weather: Fine, Rail Position: +0.5m Entire

Section		Field Times											Last 600m	
Overall		1000m	800m	600m	400m	200m						0:33.91		
1:03.40		0:55.24	0:44.71	0:33.91	0:22.97	0:11.86								
(0:08.16)		(0:10.53)	(0:10.80)	(0:10.94)	(0:11.11)	(0:11.86)								
Rank	TAB Horse/Jockey	Barrier	Top Speed [km/h]	Fastest Section	Overall	1000m	800m	600m	400m	200m	Margin	Distance Travelled [m]		
1	7 BOOMTOWN BOSS Emily Lang	1	69.3	0:08.44	1:03.40 [1] (0:08.44)	0:54.96 [4] (0:10.61)	0:44.35 [4] (0:10.75)	0:33.60 [3] (0:10.99)	0:22.61 [2] (0:10.99)	0:11.62 [2] (0:11.62)	1:03.40	0:33.60		
2	9 ZATANNA Nikita Beriman	3	70.1	0:08.21	1:03.61 [2] (0:08.21)	0:55.40 [2] (0:10.48)	0:44.92 [1] (0:10.80)	0:34.12 [1] (0:10.94)	0:23.18 [1] (0:11.11)	0:12.07 [1] (0:12.07)	1.21L	0:34.12	-2	
3	1 SUPERALLOY Cody Collis	2	68.7	0:08.64	1:03.91 [3] (0:08.64)	0:55.27 [6] (0:10.67)	0:44.60 [6] (0:10.69)	0:33.91 [5] (0:10.99)	0:22.92 [5] (0:11.00)	0:11.92 [4] (0:11.92)	2.96L	0:33.91	-2	
4	6 THE SUN DANCE Robbie Dolan	8	68.4	0:08.91	1:03.94 [4] (0:08.91)	0:55.03 [8] (0:10.86)	0:44.17 [8] (0:10.71)	0:33.46 [8] (0:10.84)	0:22.62 [7] (0:11.03)	0:11.59 [7] (0:11.59)	3.17L	0:33.46	-3	
5	3 THE HAMO Adin Thompson	5	70.4	0:08.52	1:04.08 [5] (0:08.52)	0:55.56 [5] (0:10.70)	0:44.86 [5] (0:10.94)	0:33.92 [6] (0:11.02)	0:22.90 [6] (0:11.15)	0:11.75 [6] (0:11.75)	4L	0:33.92	+2	
6	11 VIALE Jake Bayliss	4	68.7	0:08.24	1:04.36 [6] (0:08.24)	0:56.12 [3] (0:10.69)	0:45.43 [3] (0:10.94)	0:34.49 [4] (0:11.01)	0:23.48 [3] (0:11.09)	0:12.39 [3] (0:12.39)	5.63L	0:34.49	+8	
7	4 CHAMPAGNE TOWER Tahlia Fenlon	9	67.4	0:09.18	1:04.66 [7] (0:09.18)	0:55.48 [9] (0:10.93)	0:44.55 [9] (0:10.79)	0:33.76 [9] (0:10.87)	0:22.89 [9] (0:11.20)	0:11.69 [9] (0:11.69)	7.38L	0:33.76	-6	
8	10 SIX MORE SONGS Angela Jones	7	69.0	0:08.16	1:04.79 [8] (0:08.16)	0:56.63 [1] (0:10.58)	0:46.05 [2] (0:11.03)	0:35.02 [2] (0:11.15)	0:23.87 [4] (0:11.22)	0:12.65 [5] (0:12.65)	8.18L	0:35.02	+3	
9	8 GOT GUMPTION Mark Du Plessis	6	68.4	0:08.76	1:05.02 [9] (0:08.76)	0:56.26 [7] (0:10.82)	0:45.44 [7] (0:10.79)	0:34.65 [7] (0:10.97)	0:23.68 [8] (0:11.33)	0:12.35 [8] (0:12.35)	9.52L	0:34.65	+1	

Scratched: Street Chase (#2), Cosmic Fire (#5)

[] Ranking at each section and finish
 -:-:- No data available at this section
 NA No data available

SCN Saddle cloth number
 DNF Did not finish
 DNT Did not track



Horse/Jockey Name	Boomtown Boss
Final Rank	1
Fastest Section Time (Section)	0:08.44 (Overall)
Top Speed [km/h] (Section)	69.3 (1000m)
Race State	Finished



Doomben QLD Professional
Race 6: Ladbrokes Racing Club QTIS Three-Years-Old Handicap - 1110m

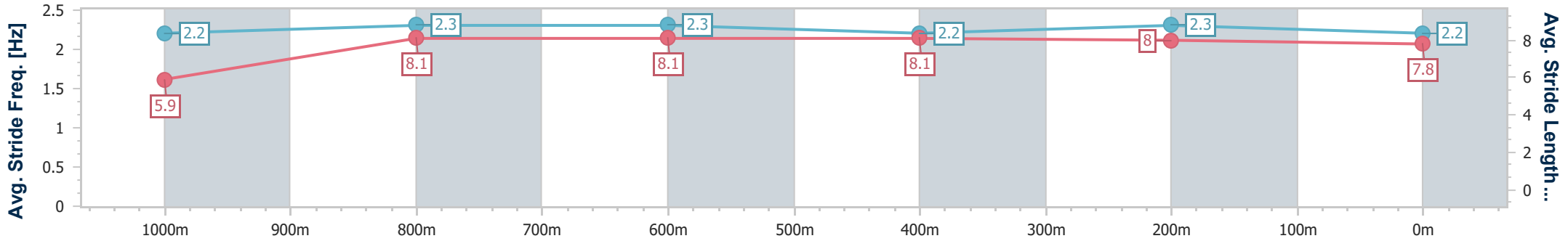
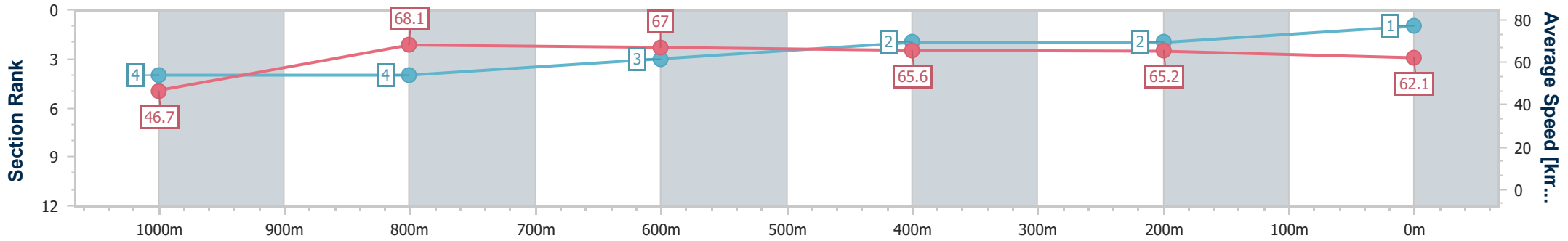
26 October 2024 - 14:34

Track Rating: Good 4, Weather: Fine, Rail Position: +0.5m Entire



BRISBANE
RACING CLUB

Section	Overall	1000m	800m	600m	400m	200m
Section Times	1:03.40 [1] (0:08.44)	0:54.96 [4] (0:10.61)	0:44.35 [4] (0:10.75)	0:33.60 [3] (0:10.99)	0:22.61 [2] (0:10.99)	0:11.62 [2] (0:11.62)
Average Speed [km/h]	46.7	68.1	67.0	65.6	65.2	62.1
Top Speed [km/h]	65.8	69.3	68.1	67.7	66.4	64.4
Avg. Dist. to Rail [m]	1.6	0.7	0.2	0.5	1.4	1.0
Avg. Stride Freq. [Hz]	2.2	2.3	2.3	2.2	2.3	2.2
Avg. Stride Length [m]	5.9	8.1	8.1	8.1	8.0	7.8



- [] Ranking at each section and finish
- .-.- No data available at this section
- NA No data available



Horse/Jockey Name	Zatanna
Final Rank	2
Fastest Section Time (Section)	0:08.21 (Overall)
Top Speed [km/h] (Section)	70.1 (1000m)
Race State	Finished



Doomben QLD Professional
Race 6: Ladbrokes Racing Club QTIS Three-Years-Old Handicap - 1110m

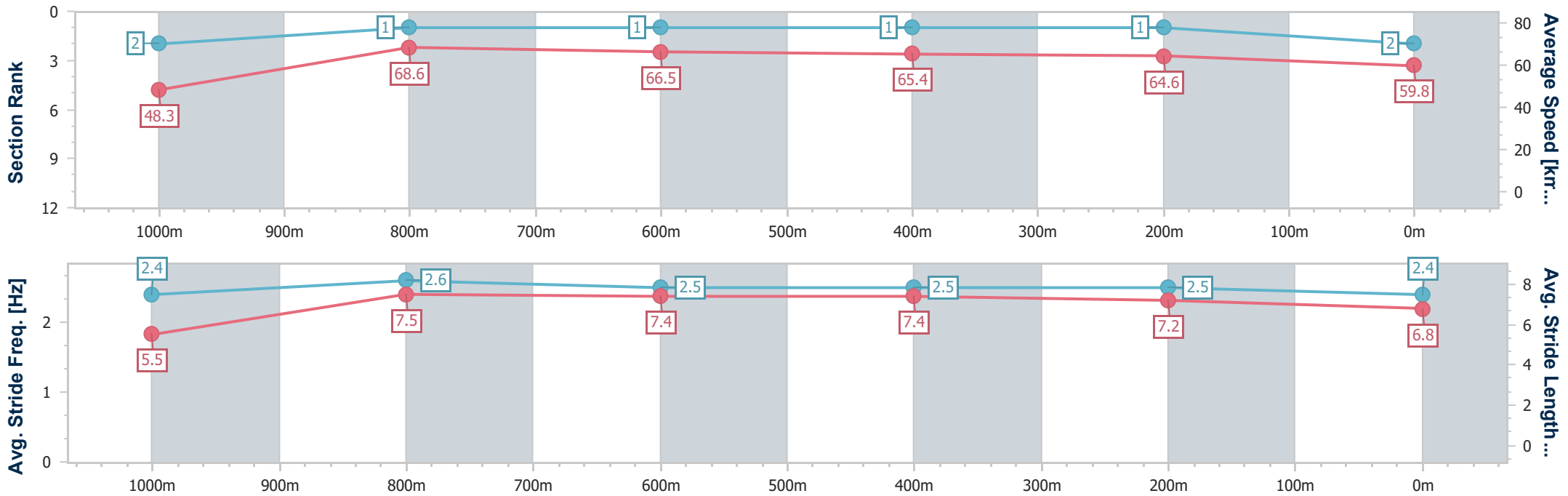
26 October 2024 - 14:34

Track Rating: Good 4, Weather: Fine, Rail Position: +0.5m Entire



BRISBANE
RACING CLUB

Section	Overall	1000m	800m	600m	400m	200m
Section Times	1:03.61 [2] (0:08.21)	0:55.40 [2] (0:10.48)	0:44.92 [1] (0:10.80)	0:34.12 [1] (0:10.94)	0:23.18 [1] (0:11.11)	0:12.07 [1] (0:12.07)
Average Speed [km/h]	48.3	68.6	66.5	65.4	64.6	59.8
Top Speed [km/h]	67.0	70.1	69.0	68.2	65.4	63.5
Avg. Dist. to Rail [m]	2.5	0.4	0.9	0.9	1.2	1.2
Avg. Stride Freq. [Hz]	2.4	2.6	2.5	2.5	2.5	2.4
Avg. Stride Length [m]	5.5	7.5	7.4	7.4	7.2	6.8



- [] Ranking at each section and finish
- .-.- No data available at this section
- NA No data available



Horse/Jockey Name	Superalloy
Final Rank	3
Fastest Section Time (Section)	0:08.64 (Overall)
Top Speed [km/h] (Section)	68.7 (1000m)
Race State	Finished



Doomben QLD Professional
Race 6: Ladbrokes Racing Club QTIS Three-Years-Old Handicap - 1110m

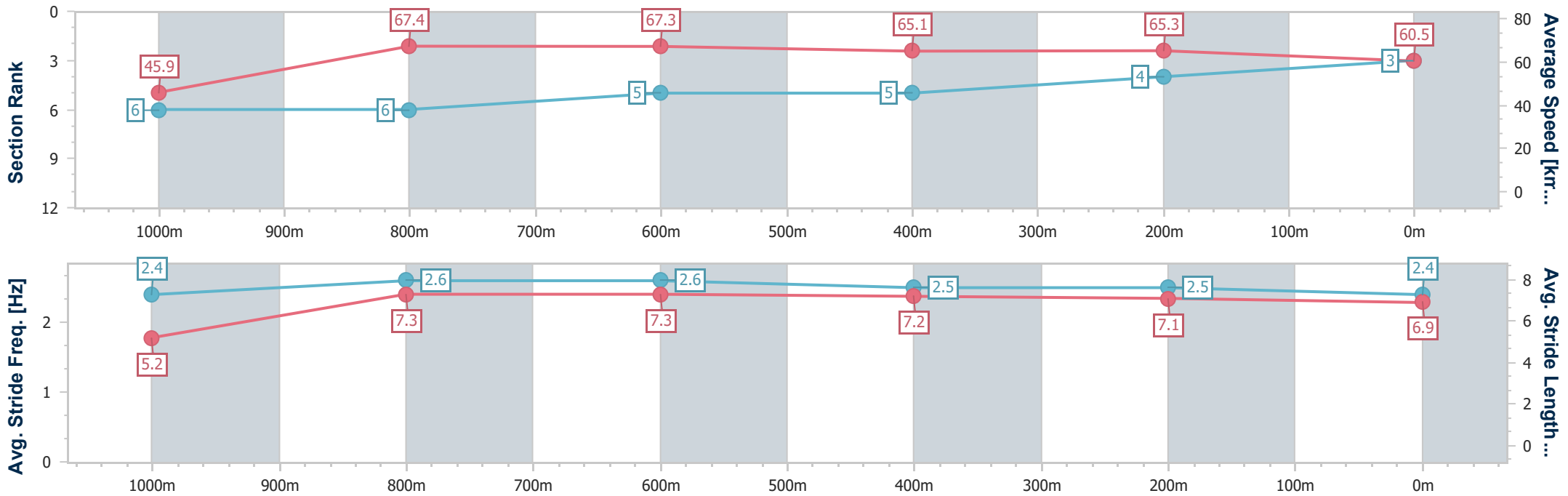
26 October 2024 - 14:34

Track Rating: Good 4, Weather: Fine, Rail Position: +0.5m Entire



BRISBANE
RACING CLUB

Section	Overall	1000m	800m	600m	400m	200m
Section Times	1:03.91 [3] (0:08.64)	0:55.27 [6] (0:10.67)	0:44.60 [6] (0:10.69)	0:33.91 [5] (0:10.99)	0:22.92 [5] (0:11.00)	0:11.92 [4] (0:11.92)
Average Speed [km/h]	45.9	67.4	67.3	65.1	65.3	60.5
Top Speed [km/h]	64.9	68.7	68.1	66.3	66.0	64.1
Avg. Dist. to Rail [m]	1.7	0.3	0.6	0.7	0.8	1.8
Avg. Stride Freq. [Hz]	2.4	2.6	2.6	2.5	2.5	2.4
Avg. Stride Length [m]	5.2	7.3	7.3	7.2	7.1	6.9



- [] Ranking at each section and finish
- .-.- No data available at this section
- NA No data available



Horse/Jockey Name	The Sun Dance
Final Rank	4
Fastest Section Time (Section)	0:08.91 (Overall)
Top Speed [km/h] (Section)	68.4 (1000m)
Race State	Finished



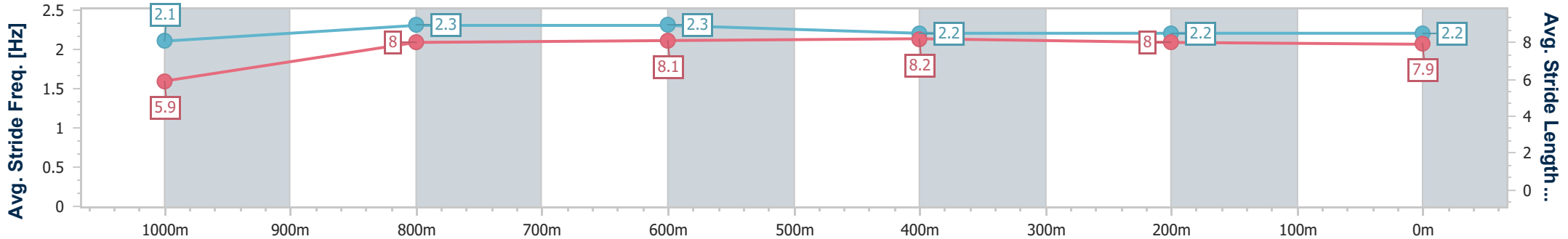
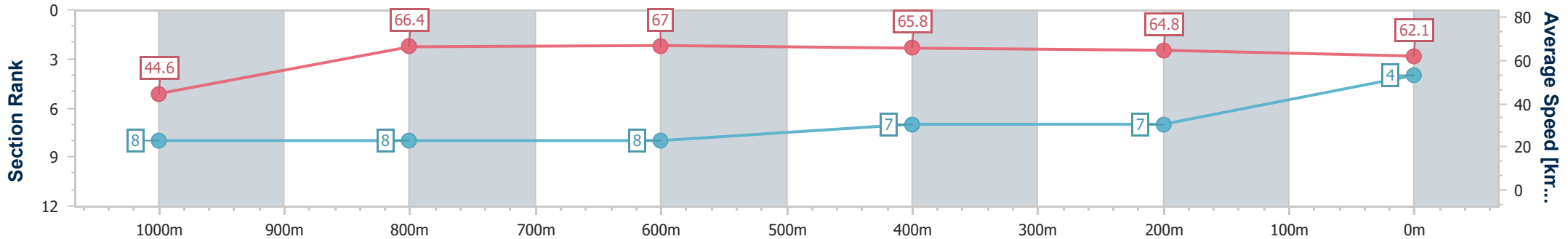
Doomben QLD Professional
Race 6: Ladbrokes Racing Club QTIS Three-Years-Old Handicap - 1110m
 26 October 2024 - 14:34



BRISBANE
RACING CLUB

Track Rating: Good 4, Weather: Fine, Rail Position: +0.5m Entire

Section	Overall	1000m	800m	600m	400m	200m
Section Times	1:03.94 [4] (0:08.91)	0:55.03 [8] (0:10.86)	0:44.17 [8] (0:10.71)	0:33.46 [8] (0:10.84)	0:22.62 [7] (0:11.03)	0:11.59 [7] (0:11.59)
Average Speed [km/h]	44.6	66.4	67.0	65.8	64.8	62.1
Top Speed [km/h]	62.5	68.4	67.9	68.0	65.8	64.9
Avg. Dist. to Rail [m]	7.1	0.3	0.7	1.5	1.6	0.8
Avg. Stride Freq. [Hz]	2.1	2.3	2.3	2.2	2.2	2.2
Avg. Stride Length [m]	5.9	8.0	8.1	8.2	8.0	7.9



- [] Ranking at each section and finish
- .-.- No data available at this section
- NA No data available



Horse/Jockey Name	The Hamo
Final Rank	5
Fastest Section Time (Section)	0:08.52 (Overall)
Top Speed [km/h] (Section)	70.4 (1000m)
Race State	Finished



Doomben QLD Professional
Race 6: Ladbrokes Racing Club QTIS Three-Years-Old Handicap - 1110m

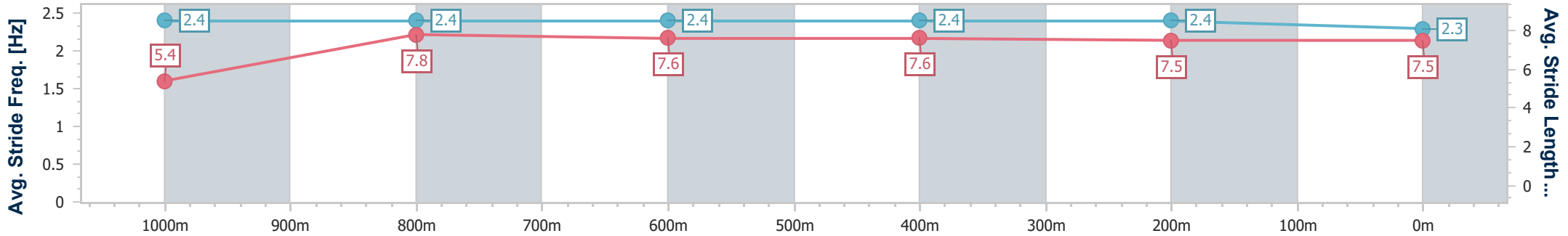
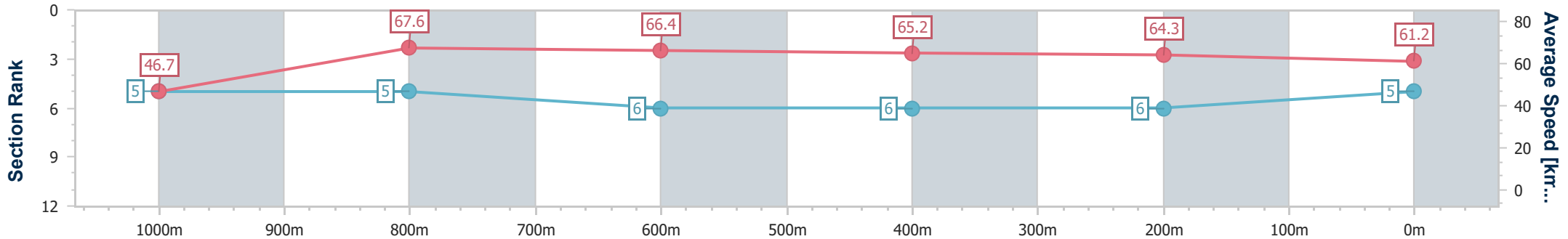
26 October 2024 - 14:34

Track Rating: Good 4, Weather: Fine, Rail Position: +0.5m Entire



BRISBANE
RACING CLUB

Section	Overall	1000m	800m	600m	400m	200m
Section Times	1:04.08 [5] (0:08.52)	0:55.56 [5] (0:10.70)	0:44.86 [5] (0:10.94)	0:33.92 [6] (0:11.02)	0:22.90 [6] (0:11.15)	0:11.75 [6] (0:11.75)
Average Speed [km/h]	46.7	67.6	66.4	65.2	64.3	61.2
Top Speed [km/h]	65.7	70.4	67.5	66.3	65.2	64.9
Avg. Dist. to Rail [m]	5.0	1.5	1.4	0.3	1.3	2.5
Avg. Stride Freq. [Hz]	2.4	2.4	2.4	2.4	2.4	2.3
Avg. Stride Length [m]	5.4	7.8	7.6	7.6	7.5	7.5



- [] Ranking at each section and finish
- .-.- No data available at this section
- NA No data available



Horse/Jockey Name	Viale
Final Rank	6
Fastest Section Time (Section)	0:08.24 (Overall)
Top Speed [km/h] (Section)	68.7 (800m)
Race State	Finished



Doomben QLD Professional
Race 6: Ladbrokes Racing Club QTIS Three-Years-Old Handicap - 1110m

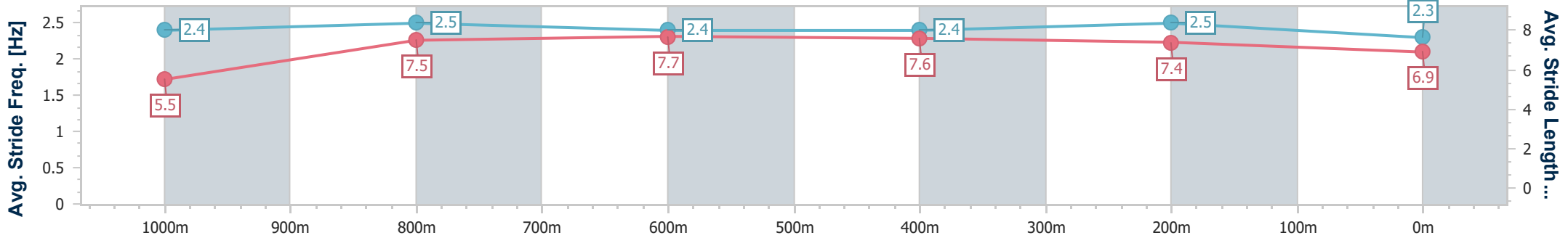
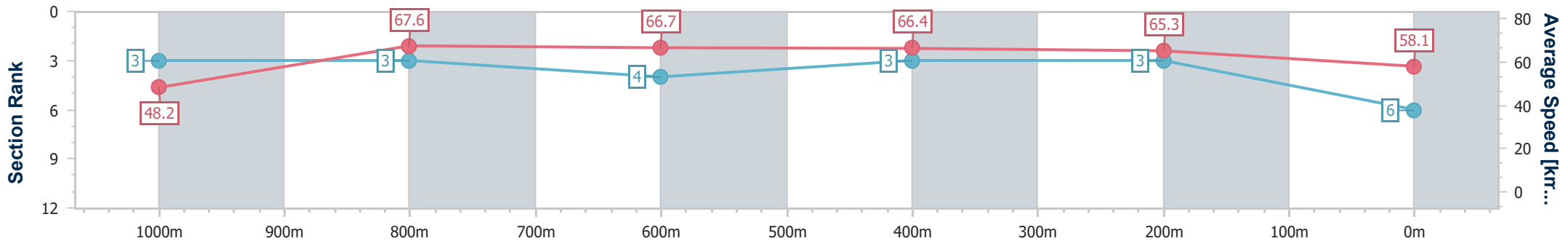
26 October 2024 - 14:34

Track Rating: Good 4, Weather: Fine, Rail Position: +0.5m Entire



BRISBANE
RACING CLUB

Section	Overall	1000m	800m	600m	400m	200m
Section Times	1:04.36 [6] (0:08.24)	0:56.12 [3] (0:10.69)	0:45.43 [3] (0:10.94)	0:34.49 [4] (0:11.01)	0:23.48 [3] (0:11.09)	0:12.39 [3] (0:12.39)
Average Speed [km/h]	48.2	67.6	66.7	66.4	65.3	58.1
Top Speed [km/h]	67.2	68.4	68.7	67.2	66.9	61.8
Avg. Dist. to Rail [m]	4.1	1.6	2.6	2.7	1.8	2.7
Avg. Stride Freq. [Hz]	2.4	2.5	2.4	2.4	2.5	2.3
Avg. Stride Length [m]	5.5	7.5	7.7	7.6	7.4	6.9



- [] Ranking at each section and finish
- .-.- No data available at this section
- NA No data available



Horse/Jockey Name	Champagne Tower
Final Rank	7
Fastest Section Time (Section)	0:09.18 (Overall)
Top Speed [km/h] (Section)	67.4 (1000m)
Race State	Finished



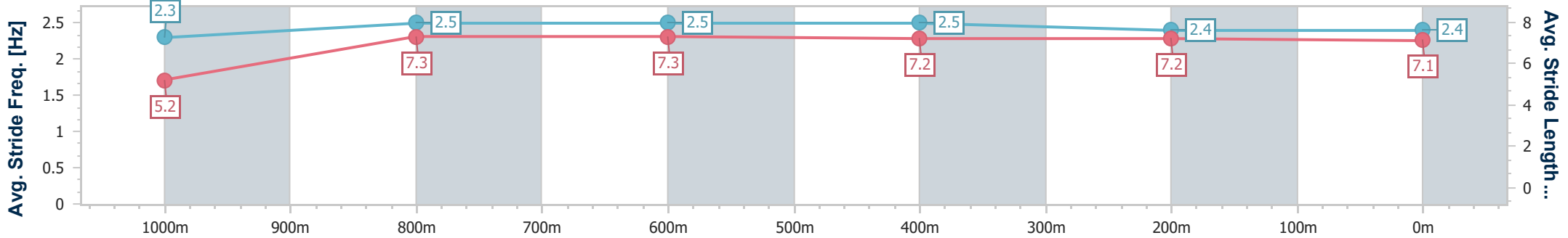
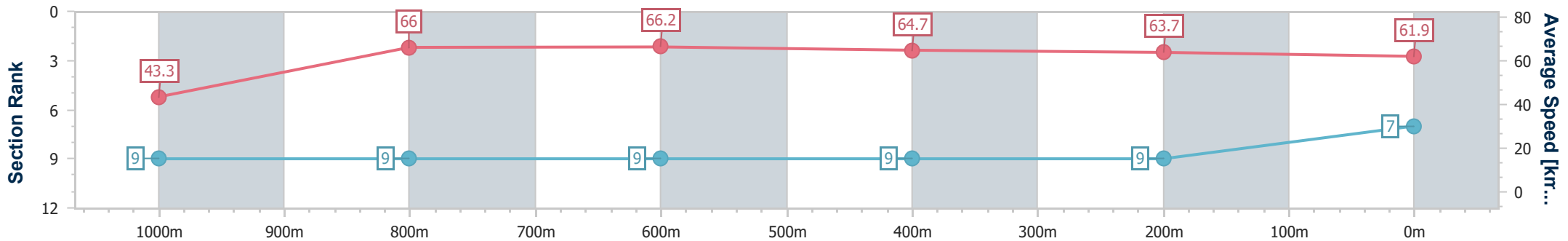
Doomben QLD Professional
Race 6: Ladbrokes Racing Club QTIS Three-Years-Old Handicap - 1110m
 26 October 2024 - 14:34



BRISBANE
 RACING CLUB

Track Rating: Good 4, Weather: Fine, Rail Position: +0.5m Entire

Section	Overall	1000m	800m	600m	400m	200m
Section Times	1:04.66 [7] (0:09.18)	0:55.48 [9] (0:10.93)	0:44.55 [9] (0:10.79)	0:33.76 [9] (0:10.87)	0:22.89 [9] (0:11.20)	0:11.69 [9] (0:11.69)
Average Speed [km/h]	43.3	66.0	66.2	64.7	63.7	61.9
Top Speed [km/h]	63.7	67.4	67.1	66.8	65.0	64.2
Avg. Dist. to Rail [m]	8.2	1.0	1.6	3.5	2.1	3.1
Avg. Stride Freq. [Hz]	2.3	2.5	2.5	2.5	2.4	2.4
Avg. Stride Length [m]	5.2	7.3	7.3	7.2	7.2	7.1



- [] Ranking at each section and finish
- .-.- No data available at this section
- NA No data available



Horse/Jockey Name	Six More Songs
Final Rank	8
Fastest Section Time (Section)	0:08.16 (Overall)
Top Speed [km/h] (Section)	69.0 (1000m)
Race State	Finished



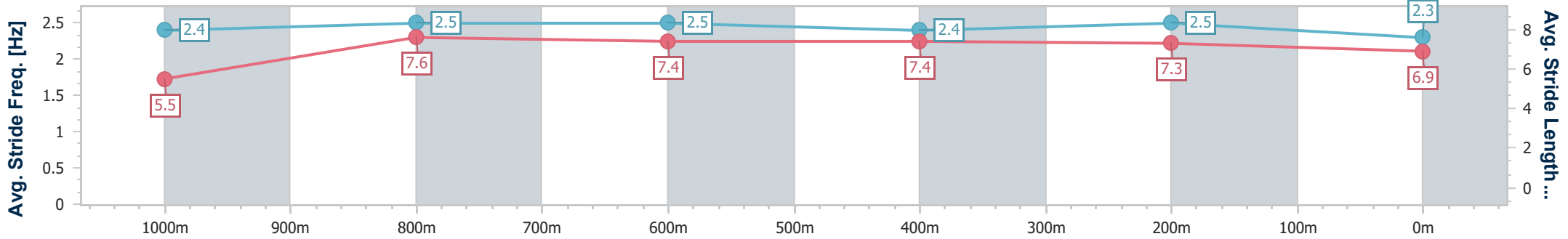
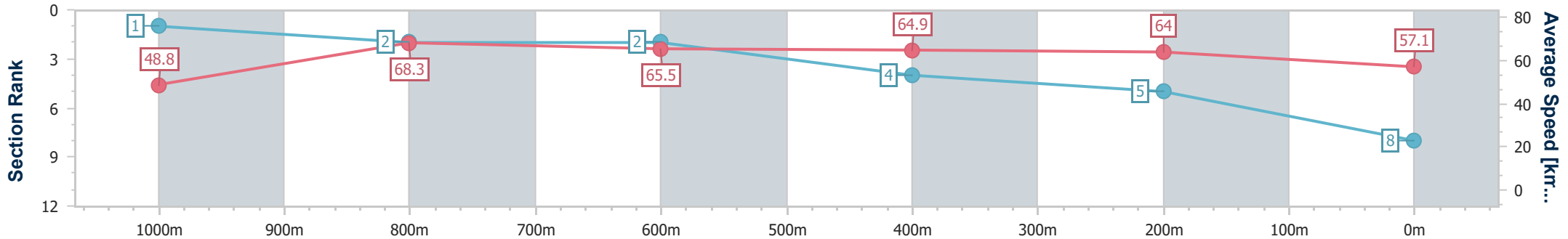
Doomben QLD Professional
Race 6: Ladbrokes Racing Club QTIS Three-Years-Old Handicap - 1110m
 26 October 2024 - 14:34



BRISBANE RACING CLUB

Track Rating: Good 4, Weather: Fine, Rail Position: +0.5m Entire

Section	Overall	1000m	800m	600m	400m	200m
Section Times	1:04.79 [8] (0:08.16)	0:56.63 [1] (0:10.58)	0:46.05 [2] (0:11.03)	0:35.02 [2] (0:11.15)	0:23.87 [4] (0:11.22)	0:12.65 [5] (0:12.65)
Average Speed [km/h]	48.8	68.3	65.5	64.9	64.0	57.1
Top Speed [km/h]	67.1	69.0	68.0	66.1	65.7	60.3
Avg. Dist. to Rail [m]	6.8	1.7	1.0	1.0	0.4	0.8
Avg. Stride Freq. [Hz]	2.4	2.5	2.5	2.4	2.5	2.3
Avg. Stride Length [m]	5.5	7.6	7.4	7.4	7.3	6.9



- [] Ranking at each section and finish
- .-.- No data available at this section
- NA No data available



Horse/Jockey Name	Got Gumption
Final Rank	9
Fastest Section Time (Section)	0:08.76 (Overall)
Top Speed [km/h] (Section)	68.4 (1000m)
Race State	Finished



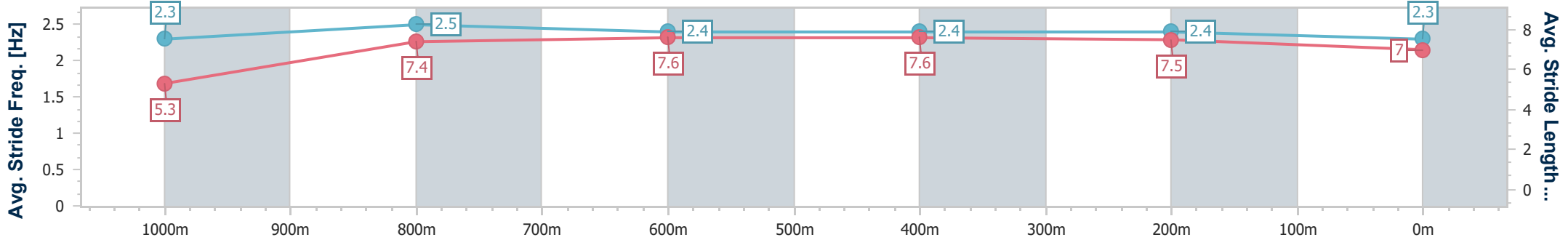
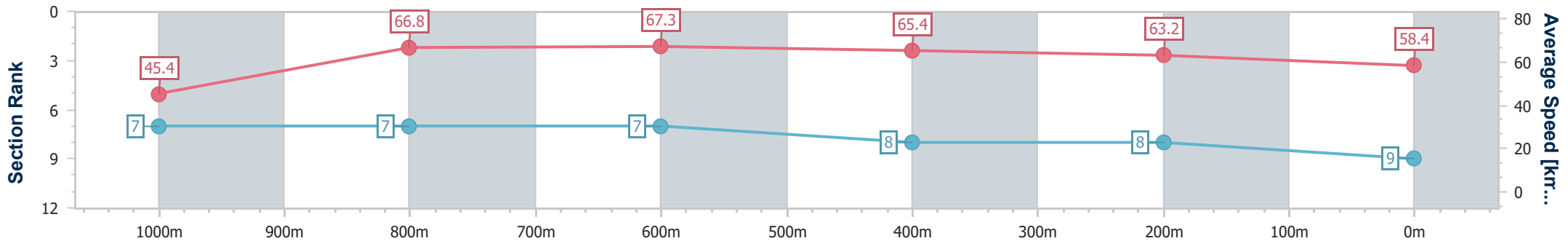
Doomben QLD Professional
Race 6: Ladbrokes Racing Club QTIS Three-Years-Old Handicap - 1110m
 26 October 2024 - 14:34



BRISBANE
 RACING CLUB

Track Rating: Good 4, Weather: Fine, Rail Position: +0.5m Entire

Section	Overall	1000m	800m	600m	400m	200m
Section Times	1:05.02 [9] (0:08.76)	0:56.26 [7] (0:10.82)	0:45.44 [7] (0:10.79)	0:34.65 [7] (0:10.97)	0:23.68 [8] (0:11.33)	0:12.35 [8] (0:12.35)
Average Speed [km/h]	45.4	66.8	67.3	65.4	63.2	58.4
Top Speed [km/h]	62.3	68.4	68.1	66.9	64.6	61.4
Avg. Dist. to Rail [m]	6.4	2.1	0.8	0.6	1.0	0.5
Avg. Stride Freq. [Hz]	2.3	2.5	2.4	2.4	2.4	2.3
Avg. Stride Length [m]	5.3	7.4	7.6	7.6	7.5	7.0



- [] Ranking at each section and finish
- .-.- No data available at this section
- NA No data available



Doomben QLD Professional

Race 7: Ladbrokes Anamoe 2022 Class 6 Handicap - 1600m

26 October 2024 - 15:12



BRISBANE
RACING CLUB

Track Rating: Good 4, Weather: Fine, Rail Position: +0.5m Entire

Section		Overall	1400m	1200m	1000m	800m	600m	400m	Last 600m				
Field Times		1:34.38 (0:13.57)	1:20.81 (0:11.67)	1:09.14 (0:11.83)	0:57.31 (0:11.81)	0:45.50 (0:11.40)	0:34.10 (0:11.26)	0:22.84 (0:11.09)	0:34.10				
Rank	TAB Horse/Jockey	Barrier	Top Speed [km/h]	Fastest Section									Distance Travelled [m]
1	6 LIVING FREE Emily Lang	1	66.9 400m	0:10.95 400m	1:34.38 [1] (0:13.79)	1:20.59 [2] (0:11.69)	1:08.90 [3] (0:11.87)	0:57.03 [3] (0:11.76)	0:45.27 [3] (0:11.38)	0:33.89 [3] (0:11.25)	0:22.64 [3] (0:10.95)	0:33.89	
2	3 POETIC DRAMA Andrew Mallyon	3	66.6 600m	0:11.15 400m	1:34.46 [2] (0:14.35)	1:20.11 [6] (0:11.57)	1:08.54 [6] (0:11.79)	0:56.75 [5] (0:11.70)	0:45.05 [5] (0:11.37)	0:33.68 [5] (0:11.17)	0:22.51 [5] (0:11.15)	0:33.68	+0
3	7 IT'SMEMARIO Mark Du Plessis	2	67.0 400m	0:10.96 400m	1:34.57 [3] (0:14.08)	1:20.49 [4] (0:11.56)	1:08.93 [4] (0:11.84)	0:57.09 [4] (0:11.69)	0:45.40 [4] (0:11.39)	0:34.01 [4] (0:11.30)	0:22.71 [4] (0:10.96)	0:34.01	+8
4	1 MILITARY EXPERT Cody Collis	7	65.8 400m	0:11.09 400m	1:34.64 [4] (0:13.57)	1:21.07 [1] (0:11.67)	1:09.40 [1] (0:11.83)	0:57.57 [1] (0:11.81)	0:45.76 [1] (0:11.45)	0:34.31 [2] (0:11.21)	0:23.10 [1] (0:11.09)	0:34.31	+2
5	9 LATELY Angela Jones	4	66.4 400m	0:10.99 400m	1:34.86 [5] (0:14.68)	1:20.18 [9] (0:11.60)	1:08.58 [8] (0:11.82)	0:56.76 [8] (0:11.60)	0:45.16 [7] (0:11.39)	0:33.77 [7] (0:11.25)	0:22.52 [7] (0:10.99)	0:33.77	+0
6	8 THE HUNGARIAN Cejay Graham	8	67.1 400m	0:10.94 400m	1:35.04 [6] (0:14.66)	1:20.38 [8] (0:11.78)	1:08.60 [9] (0:11.93)	0:56.67 [9] (0:11.70)	0:44.97 [9] (0:11.25)	0:33.72 [9] (0:11.13)	0:22.59 [8] (0:10.94)	0:33.72	+4
7	5 SIZZLING GAL Tahlia Fenlon	5	67.1 400m	0:10.99 400m	1:35.06 [7] (0:14.43)	1:20.63 [7] (0:11.71)	1:08.92 [7] (0:11.91)	0:57.01 [7] (0:11.73)	0:45.28 [8] (0:11.44)	0:33.84 [8] (0:11.26)	0:22.58 [9] (0:10.99)	0:33.84	+5
8	2 FLASHING STEEL Ron Stewart	6	65.0 800m	0:11.37 600m	1:36.34 [8] (0:13.82)	1:22.52 [3] (0:11.49)	1:11.03 [2] (0:11.90)	0:59.13 [2] (0:11.69)	0:47.44 [2] (0:11.38)	0:36.06 [1] (0:11.37)	0:24.69 [2] (0:11.57)	0:36.06	+3
9	11 WOWIT'S WILLYWONKA Taylor Marshall	9	65.3 400m	0:11.19 400m	1:36.57 [9] (0:14.14)	1:22.43 [5] (0:11.63)	1:10.80 [5] (0:11.96)	0:58.84 [6] (0:11.79)	0:47.05 [6] (0:11.41)	0:35.64 [6] (0:11.40)	0:24.24 [6] (0:11.19)	0:35.64	+4

Scratched: Patton (#4), Pipistrelle (#10)

[] Ranking at each section and finish
 -:-:- No data available at this section
 NA No data available

SCN Saddle cloth number
 DNF Did not finish
 DNT Did not track



Doomben QLD Professional

Race 7: Ladbrokes Anamoe 2022 Class 6 Handicap - 1600m

26 October 2024 - 15:12



BRISBANE
RACING CLUB

Track Rating: Good 4, Weather: Fine, Rail Position: +0.5m Entire

Section				200m				Last 600m	
Field Times				0:11.75 (0:11.75)				0:34.10	
Rank	TAB Horse/Jockey	Barrier	Top Speed [km/h]	Fastest Section		Margin			Distance Travelled [m]
1	6 LIVING FREE Emily Lang	1	66.9 400m	0:10.95 400m	0:11.69 [2] (0:11.69)	1:34.38		0:33.89	
2	3 POETIC DRAMA Andrew Mallyon	3	66.6 600m	0:11.15 400m	0:11.36 [4] (0:11.36)	0.44L		0:33.68	+0
3	7 IT'SMEMARIO Mark Du Plessis	2	67.0 400m	0:10.96 400m	0:11.75 [3] (0:11.75)	1.07L		0:34.01	+8
4	1 MILITARY EXPERT Cody Collis	7	65.8 400m	0:11.09 400m	0:12.01 [1] (0:12.01)	1.49L		0:34.31	+2
5	9 LATELY Angela Jones	4	66.4 400m	0:10.99 400m	0:11.53 [6] (0:11.53)	2.77L		0:33.77	+0
6	8 THE HUNGARIAN Cejay Graham	8	67.1 400m	0:10.94 400m	0:11.65 [7] (0:11.65)	3.88L		0:33.72	+4
7	5 SIZZLING GAL Tahlia Fenlon	5	67.1 400m	0:10.99 400m	0:11.59 [8] (0:11.59)	3.95L		0:33.84	+5
8	2 FLASHING STEEL Ron Stewart	6	65.0 800m	0:11.37 600m	0:13.12 [5] (0:13.12)	11.53L		0:36.06	+3
9	11 WOWIT'S WILLYWONKA Taylor Marshall	9	65.3 400m	0:11.19 400m	0:13.05 [9] (0:13.05)	12.88L		0:35.64	+4

Scratched: Patton (#4), Pipistrelle (#10)



Horse/Jockey Name	Living Free
Final Rank	1
Fastest Section Time (Section)	0:10.95 (400m)
Top Speed [km/h] (Section)	66.9 (400m)
Race State	Finished



Doomben QLD Professional

Race 7: Ladbrokes Anamoe 2022 Class 6 Handicap - 1600m

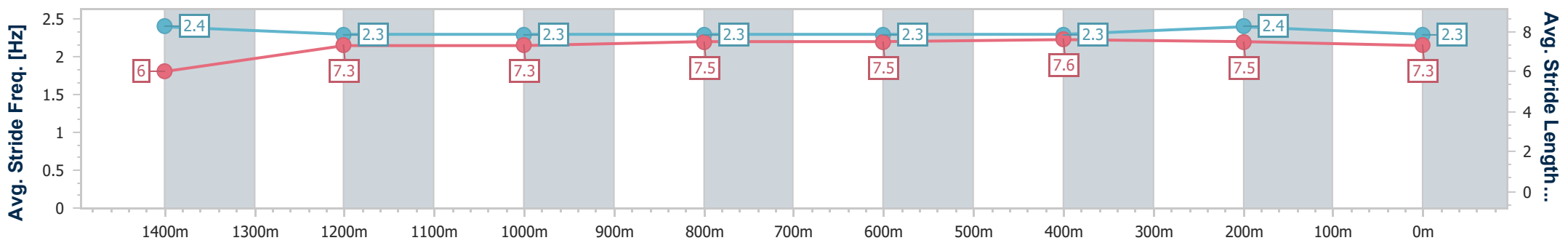
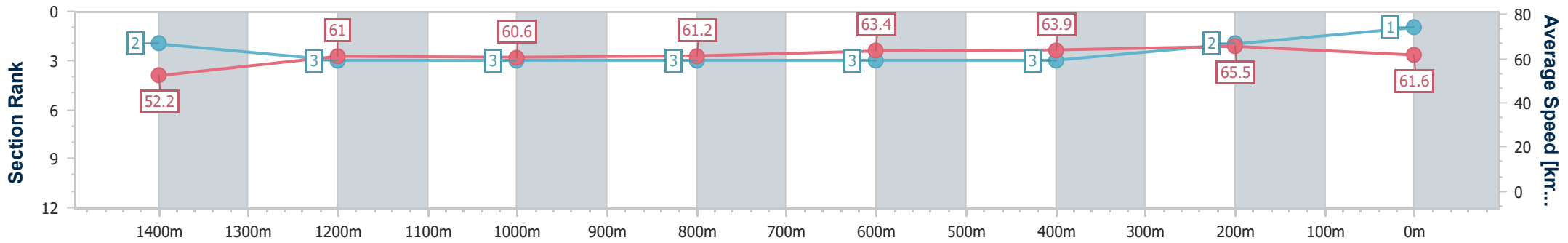
26 October 2024 - 15:12

Track Rating: Good 4, Weather: Fine, Rail Position: +0.5m Entire



BRISBANE RACING CLUB

Section	Overall	1400m	1200m	1000m	800m	600m	400m	200m
Section Times	1:34.38 [1] (0:13.79)	1:20.59 [2] (0:11.69)	1:08.90 [3] (0:11.87)	0:57.03 [3] (0:11.76)	0:45.27 [3] (0:11.38)	0:33.89 [3] (0:11.25)	0:22.64 [3] (0:10.95)	0:11.69 [2] (0:11.69)
Average Speed [km/h]	52.2	61.0	60.6	61.2	63.4	63.9	65.5	61.6
Top Speed [km/h]	63.4	62.5	61.4	62.0	64.9	65.4	66.9	64.2
Avg. Dist. to Rail [m]	0.8	1.3	0.2	0.2	0.2	0.3	1.4	3.7
Avg. Stride Freq. [Hz]	2.4	2.3	2.3	2.3	2.3	2.3	2.4	2.3
Avg. Stride Length [m]	6.0	7.3	7.3	7.5	7.5	7.6	7.5	7.3



- [] Ranking at each section and finish
- .-.- No data available at this section
- NA No data available



Horse/Jockey Name	Poetic Drama
Final Rank	2
Fastest Section Time (Section)	0:11.15 (400m)
Top Speed [km/h] (Section)	66.6 (600m)
Race State	Finished



Doomben QLD Professional

Race 7: Ladbrokes Anamoe 2022 Class 6 Handicap - 1600m

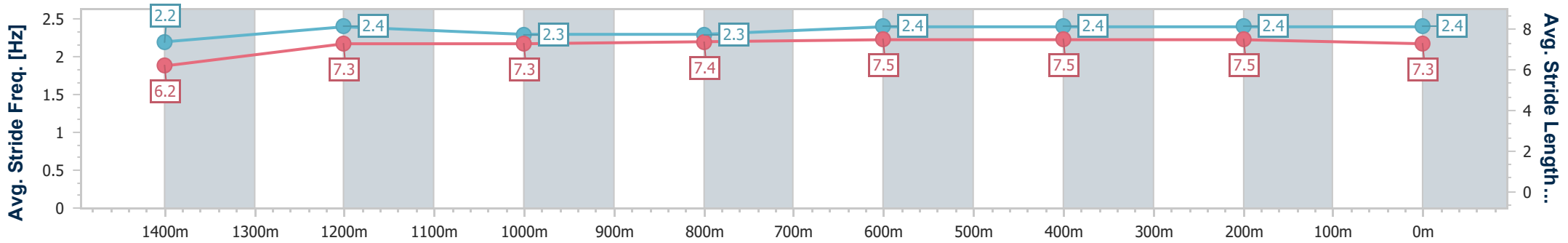
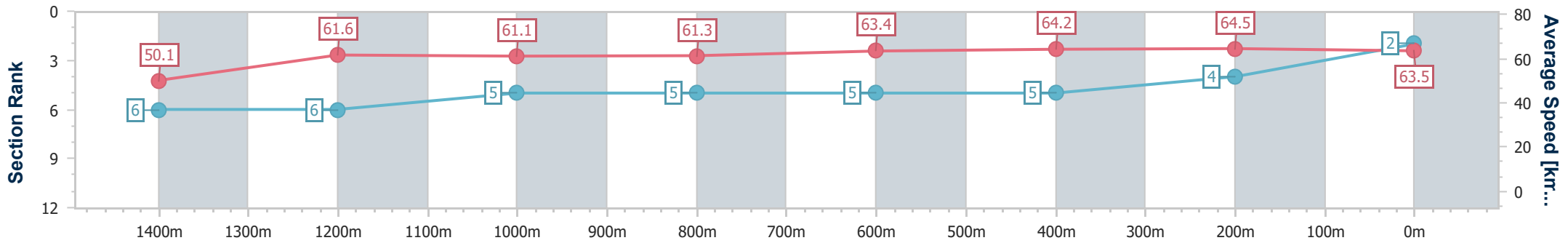
26 October 2024 - 15:12

Track Rating: Good 4, Weather: Fine, Rail Position: +0.5m Entire



BRISBANE RACING CLUB

Section	Overall	1400m	1200m	1000m	800m	600m	400m	200m
Section Times	1:34.46 [2] (0:14.35)	1:20.11 [6] (0:11.57)	1:08.54 [6] (0:11.79)	0:56.75 [5] (0:11.70)	0:45.05 [5] (0:11.37)	0:33.68 [5] (0:11.17)	0:22.51 [5] (0:11.15)	0:11.36 [4]
Average Speed [km/h]	50.1	61.6	61.1	61.3	63.4	64.2	64.5	63.5
Top Speed [km/h]	63.2	62.9	61.5	63.1	64.3	66.6	66.1	64.7
Avg. Dist. to Rail [m]	1.1	1.3	0.6	0.4	0.4	0.4	1.5	6.4
Avg. Stride Freq. [Hz]	2.2	2.4	2.3	2.3	2.4	2.4	2.4	2.4
Avg. Stride Length [m]	6.2	7.3	7.3	7.4	7.5	7.5	7.5	7.3



- [] Ranking at each section and finish
- .-.- No data available at this section
- NA No data available



Horse/Jockey Name	It'smemario
Final Rank	3
Fastest Section Time (Section)	0:10.96 (400m)
Top Speed [km/h] (Section)	67.0 (400m)
Race State	Finished



Doomben QLD Professional

Race 7: Ladbrokes Anamoe 2022 Class 6 Handicap - 1600m

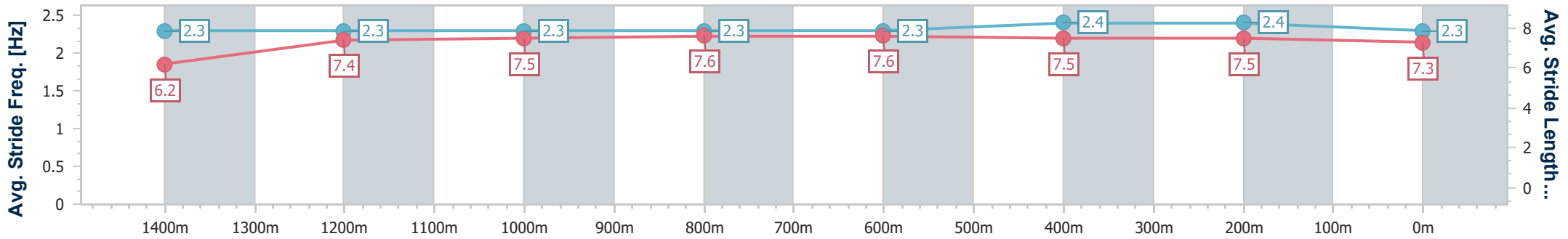
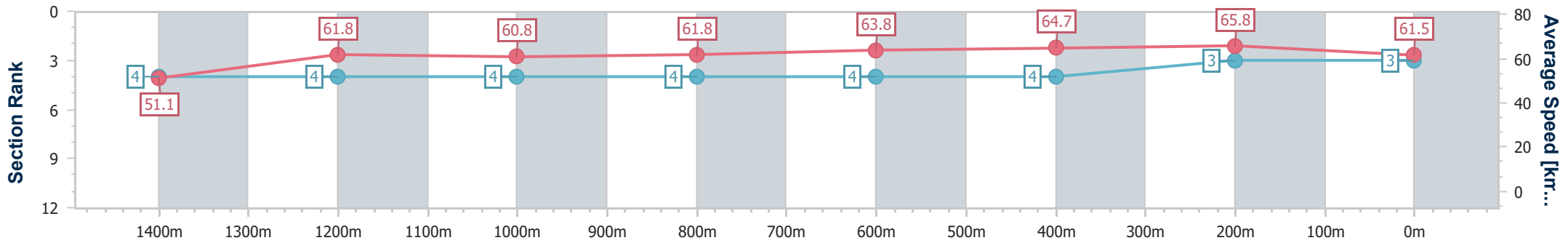
26 October 2024 - 15:12

Track Rating: Good 4, Weather: Fine, Rail Position: +0.5m Entire



BRISBANE RACING CLUB

Section	Overall	1400m	1200m	1000m	800m	600m	400m	200m
Section Times	1:34.57 [3] (0:14.08)	1:20.49 [4] (0:11.56)	1:08.93 [4] (0:11.84)	0:57.09 [4] (0:11.69)	0:45.40 [4] (0:11.39)	0:34.01 [4] (0:11.30)	0:22.71 [4] (0:10.96)	0:11.75 [3] (0:11.75)
Average Speed [km/h]	51.1	61.8	60.8	61.8	63.8	64.7	65.8	61.5
Top Speed [km/h]	63.0	63.7	61.4	62.8	64.9	66.4	67.0	64.8
Avg. Dist. to Rail [m]	1.2	1.1	0.2	1.0	1.5	2.7	2.1	3.9
Avg. Stride Freq. [Hz]	2.3	2.3	2.3	2.3	2.3	2.4	2.4	2.3
Avg. Stride Length [m]	6.2	7.4	7.5	7.6	7.6	7.5	7.5	7.3



- [] Ranking at each section and finish
- .-.- No data available at this section
- NA No data available



Horse/Jockey Name	Military Expert
Final Rank	4
Fastest Section Time (Section)	0:11.09 (400m)
Top Speed [km/h] (Section)	65.8 (400m)
Race State	Finished

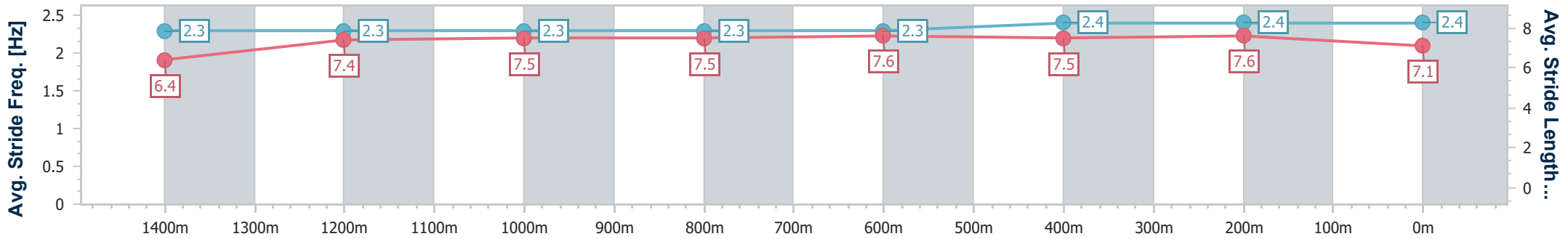
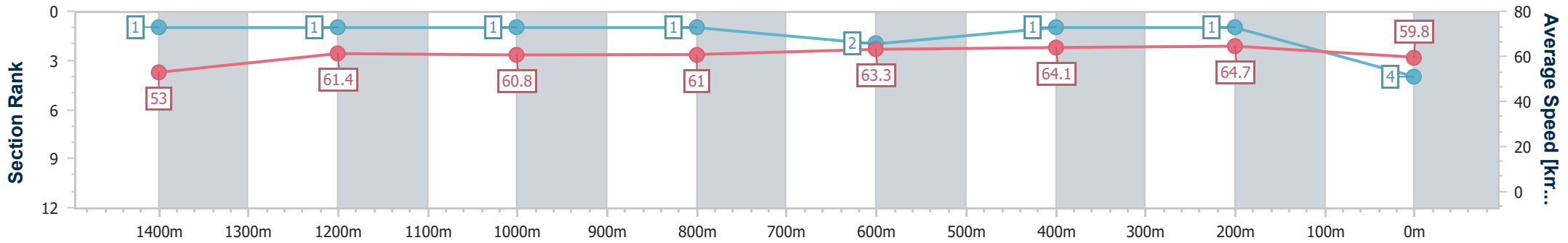


Doomben QLD Professional
Race 7: Ladbrokes Anamoe 2022 Class 6 Handicap - 1600m
 26 October 2024 - 15:12
 Track Rating: Good 4, Weather: Fine, Rail Position: +0.5m Entire



BRISBANE
RACING CLUB

Section	Overall	1400m	1200m	1000m	800m	600m	400m	200m
Section Times	1:34.64 [4] (0:13.57)	1:21.07 [1] (0:11.67)	1:09.40 [1] (0:11.83)	0:57.57 [1] (0:11.81)	0:45.76 [1] (0:11.45)	0:34.31 [2] (0:11.21)	0:23.10 [1] (0:11.09)	0:12.01 [1] (0:12.01)
Average Speed [km/h]	53.0	61.4	60.8	61.0	63.3	64.1	64.7	59.8
Top Speed [km/h]	64.5	63.0	61.6	62.3	64.7	64.9	65.8	63.4
Avg. Dist. to Rail [m]	3.0	0.5	0.4	0.3	0.7	0.7	1.2	1.9
Avg. Stride Freq. [Hz]	2.3	2.3	2.3	2.3	2.3	2.4	2.4	2.4
Avg. Stride Length [m]	6.4	7.4	7.5	7.5	7.6	7.5	7.6	7.1



- [] Ranking at each section and finish
- .-.- No data available at this section
- NA No data available



Horse/Jockey Name	Lately
Final Rank	5
Fastest Section Time (Section)	0:10.99 (400m)
Top Speed [km/h] (Section)	66.4 (400m)
Race State	Finished



Doomben QLD Professional

Race 7: Ladbrokes Anamoe 2022 Class 6 Handicap - 1600m

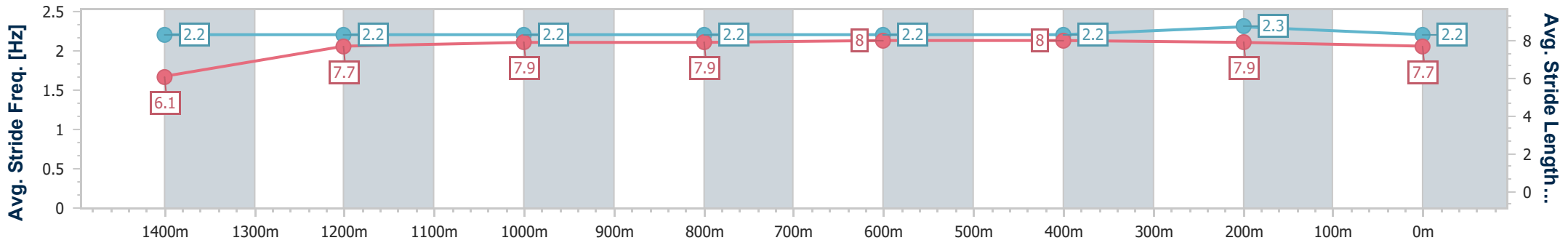
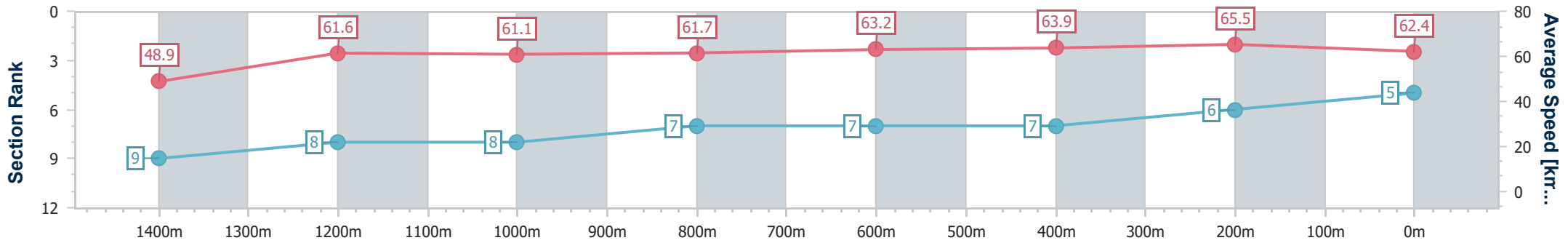
26 October 2024 - 15:12

Track Rating: Good 4, Weather: Fine, Rail Position: +0.5m Entire



BRISBANE RACING CLUB

Section	Overall	1400m	1200m	1000m	800m	600m	400m	200m
Section Times	1:34.86 [5] (0:14.68)	1:20.18 [9] (0:11.60)	1:08.58 [8] (0:11.82)	0:56.76 [8] (0:11.60)	0:45.16 [7] (0:11.39)	0:33.77 [7] (0:11.25)	0:22.52 [7] (0:10.99)	0:11.53 [6] (0:11.53)
Average Speed [km/h]	48.9	61.6	61.1	61.7	63.2	63.9	65.5	62.4
Top Speed [km/h]	63.8	63.5	61.7	62.5	64.9	64.8	66.4	64.7
Avg. Dist. to Rail [m]	1.6	1.3	0.3	0.2	0.4	0.5	0.9	0.6
Avg. Stride Freq. [Hz]	2.2	2.2	2.2	2.2	2.2	2.2	2.3	2.2
Avg. Stride Length [m]	6.1	7.7	7.9	7.9	8.0	8.0	7.9	7.7



- [] Ranking at each section and finish
- .-.- No data available at this section
- NA No data available



Horse/Jockey Name	The Hungarian
Final Rank	6
Fastest Section Time (Section)	0:10.94 (400m)
Top Speed [km/h] (Section)	67.1 (400m)
Race State	Finished



Doomben QLD Professional

Race 7: Ladbrokes Anamoe 2022 Class 6 Handicap - 1600m

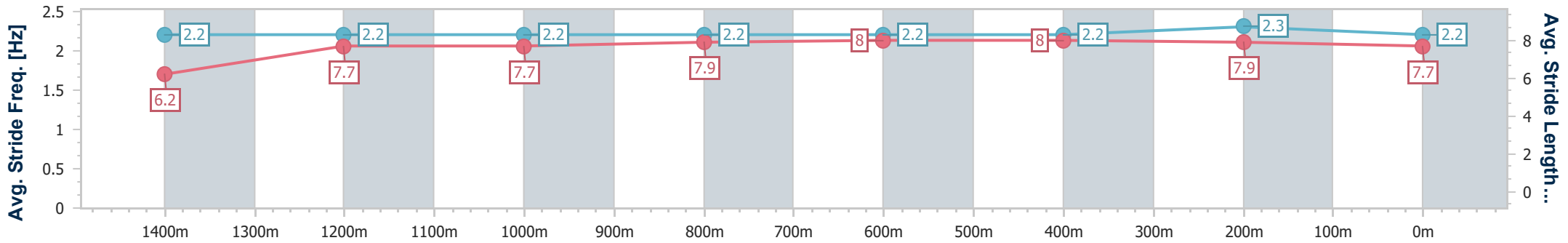
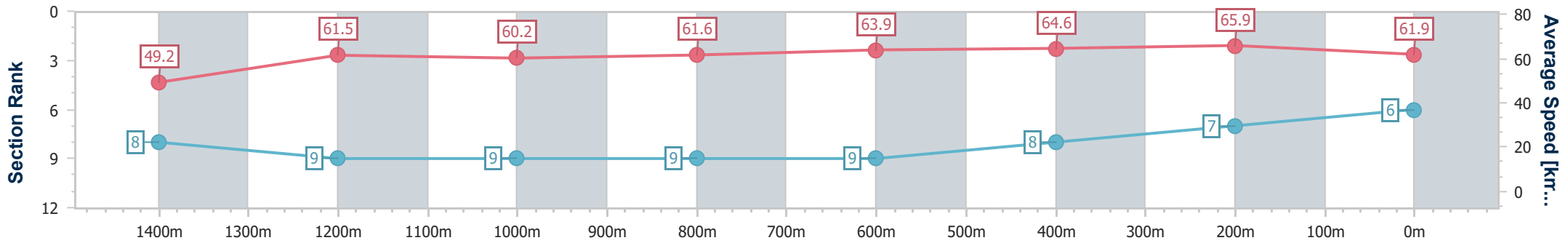
26 October 2024 - 15:12

Track Rating: Good 4, Weather: Fine, Rail Position: +0.5m Entire



BRISBANE RACING CLUB

Section	Overall	1400m	1200m	1000m	800m	600m	400m	200m
Section Times	1:35.04 [6] (0:14.66)	1:20.38 [8] (0:11.78)	1:08.60 [9] (0:11.93)	0:56.67 [9] (0:11.70)	0:44.97 [9] (0:11.25)	0:33.72 [9] (0:11.13)	0:22.59 [8] (0:10.94)	0:11.65 [7] (0:11.65)
Average Speed [km/h]	49.2	61.5	60.2	61.6	63.9	64.6	65.9	61.9
Top Speed [km/h]	61.7	62.9	61.2	63.5	65.7	65.8	67.1	64.4
Avg. Dist. to Rail [m]	3.5	0.6	1.0	0.4	0.3	0.3	0.8	2.2
Avg. Stride Freq. [Hz]	2.2	2.2	2.2	2.2	2.2	2.2	2.3	2.2
Avg. Stride Length [m]	6.2	7.7	7.7	7.9	8.0	8.0	7.9	7.7



- [] Ranking at each section and finish
- .-.- No data available at this section
- NA No data available



Horse/Jockey Name	Sizzling Gal
Final Rank	7
Fastest Section Time (Section)	0:10.99 (400m)
Top Speed [km/h] (Section)	67.1 (400m)
Race State	Finished



Doomben QLD Professional

Race 7: Ladbrokes Anamoe 2022 Class 6 Handicap - 1600m

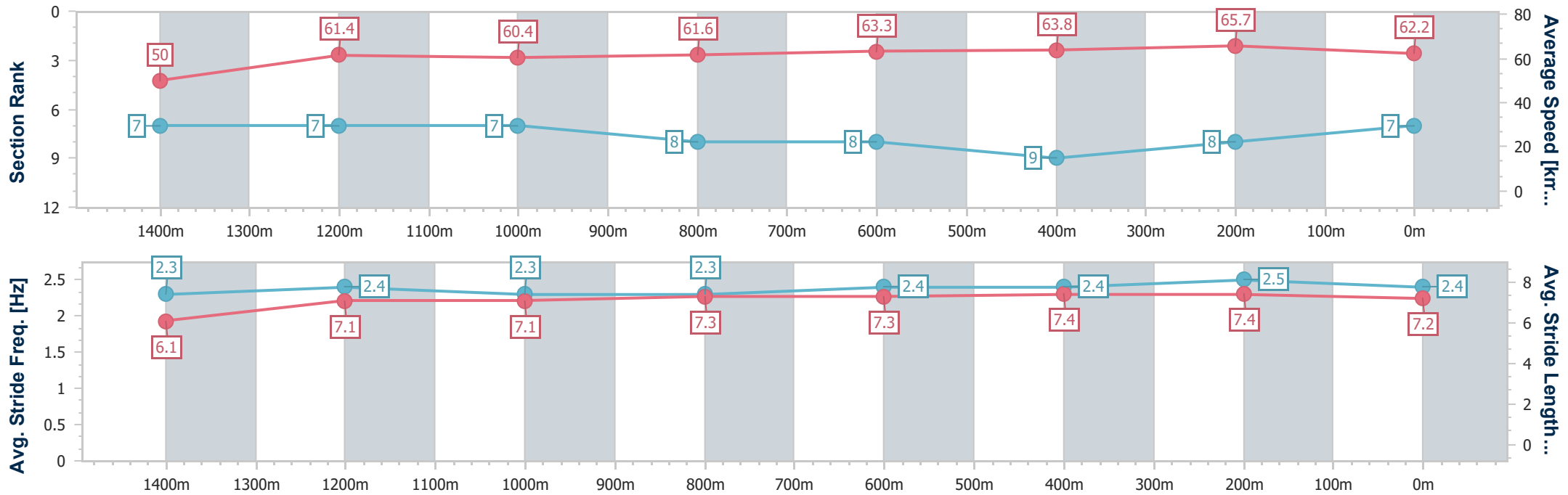
26 October 2024 - 15:12

Track Rating: Good 4, Weather: Fine, Rail Position: +0.5m Entire



BRISBANE RACING CLUB

Section	Overall	1400m	1200m	1000m	800m	600m	400m	200m
Section Times	1:35.06 [7] (0:14.43)	1:20.63 [7] (0:11.71)	1:08.92 [7] (0:11.91)	0:57.01 [7] (0:11.73)	0:45.28 [8] (0:11.44)	0:33.84 [8] (0:11.26)	0:22.58 [9] (0:10.99)	0:11.59 [8]
Average Speed [km/h]	50.0	61.4	60.4	61.6	63.3	63.8	65.7	62.2
Top Speed [km/h]	62.7	63.0	61.1	62.7	65.6	65.6	67.1	64.8
Avg. Dist. to Rail [m]	1.7	0.3	0.8	1.4	1.1	0.2	2.2	4.9
Avg. Stride Freq. [Hz]	2.3	2.4	2.3	2.3	2.4	2.4	2.5	2.4
Avg. Stride Length [m]	6.1	7.1	7.1	7.3	7.3	7.4	7.4	7.2



- [] Ranking at each section and finish
- .-.-.- No data available at this section
- NA No data available



Horse/Jockey Name	Flashing Steel
Final Rank	8
Fastest Section Time (Section)	0:11.37 (600m)
Top Speed [km/h] (Section)	65.0 (800m)
Race State	Finished



Doomben QLD Professional

Race 7: Ladbrokes Anamoe 2022 Class 6 Handicap - 1600m

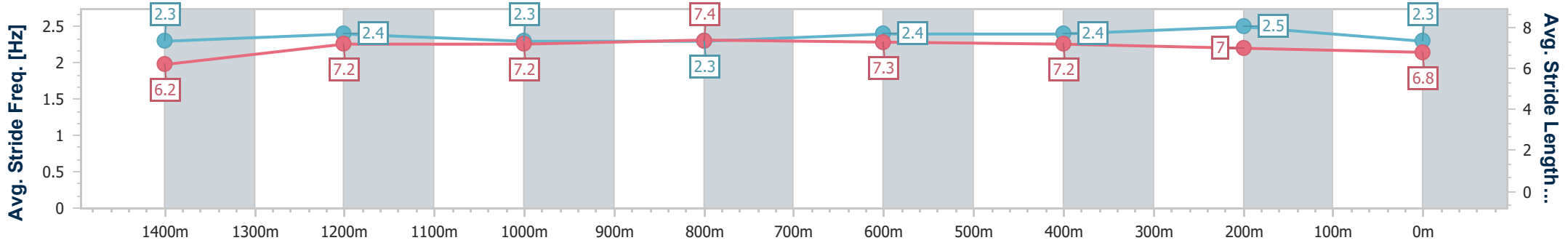
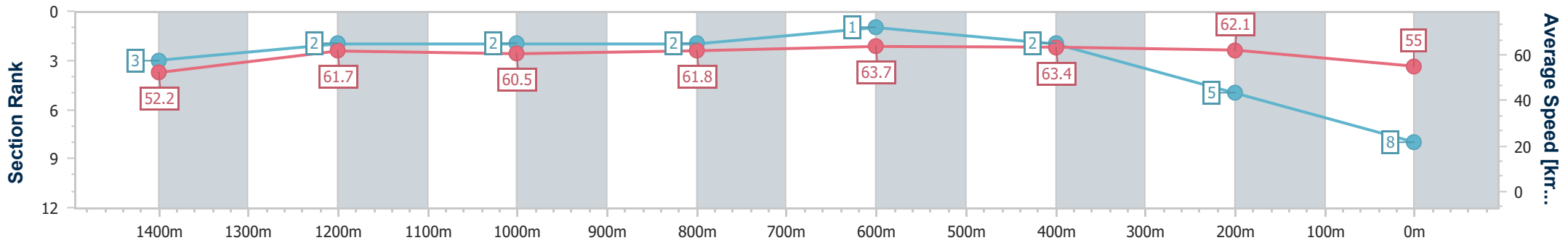
26 October 2024 - 15:12

Track Rating: Good 4, Weather: Fine, Rail Position: +0.5m Entire



BRISBANE RACING CLUB

Section	Overall	1400m	1200m	1000m	800m	600m	400m	200m
Section Times	1:36.34 [8] (0:13.82)	1:22.52 [3] (0:11.49)	1:11.03 [2] (0:11.90)	0:59.13 [2] (0:11.69)	0:47.44 [2] (0:11.38)	0:36.06 [1] (0:11.37)	0:24.69 [2] (0:11.57)	0:13.12 [5] (0:13.12)
Average Speed [km/h]	52.2	61.7	60.5	61.8	63.7	63.4	62.1	55.0
Top Speed [km/h]	64.7	64.8	61.2	62.5	65.0	64.4	64.3	59.5
Avg. Dist. to Rail [m]	2.0	1.7	0.4	1.3	0.9	0.7	0.8	1.9
Avg. Stride Freq. [Hz]	2.3	2.4	2.3	2.3	2.4	2.4	2.5	2.3
Avg. Stride Length [m]	6.2	7.2	7.2	7.4	7.3	7.2	7.0	6.8



- [] Ranking at each section and finish
- .-.- No data available at this section
- NA No data available



Horse/Jockey Name	Wowit's Willywonka
Final Rank	9
Fastest Section Time (Section)	0:11.19 (400m)
Top Speed [km/h] (Section)	65.3 (400m)
Race State	Finished



Doomben QLD Professional

Race 7: Ladbrokes Anamoe 2022 Class 6 Handicap - 1600m

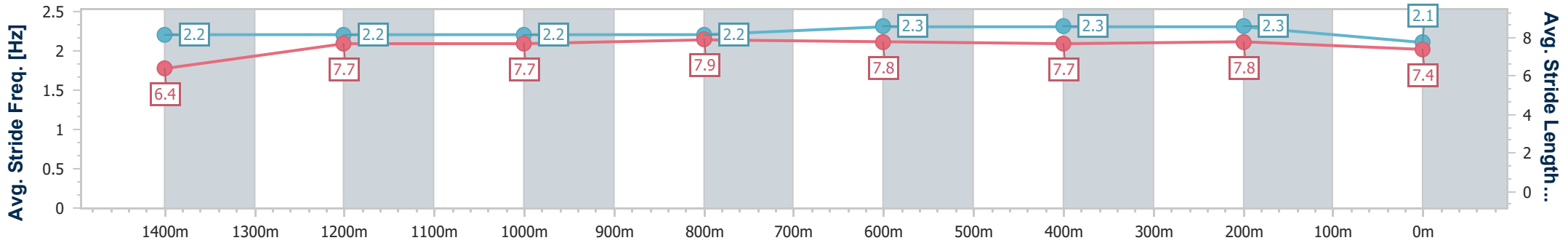
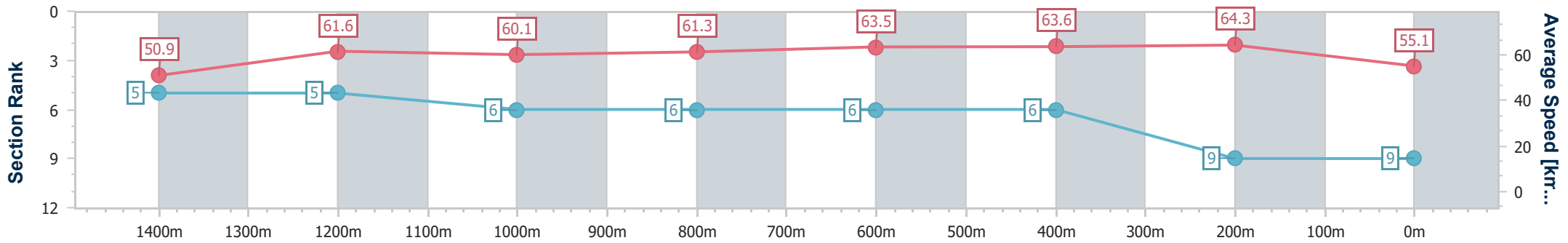
26 October 2024 - 15:12

Track Rating: Good 4, Weather: Fine, Rail Position: +0.5m Entire



BRISBANE RACING CLUB

Section	Overall	1400m	1200m	1000m	800m	600m	400m	200m
Section Times	1:36.57 [9] (0:14.14)	1:22.43 [5] (0:11.63)	1:10.80 [5] (0:11.96)	0:58.84 [6] (0:11.79)	0:47.05 [6] (0:11.41)	0:35.64 [6] (0:11.40)	0:24.24 [6] (0:11.19)	0:13.05 [9] (0:13.05)
Average Speed [km/h]	50.9	61.6	60.1	61.3	63.5	63.6	64.3	55.1
Top Speed [km/h]	62.5	62.0	61.3	61.9	65.1	64.6	65.3	62.4
Avg. Dist. to Rail [m]	3.8	1.0	1.1	1.4	1.4	1.4	1.5	4.6
Avg. Stride Freq. [Hz]	2.2	2.2	2.2	2.2	2.3	2.3	2.3	2.1
Avg. Stride Length [m]	6.4	7.7	7.7	7.9	7.8	7.7	7.8	7.4



- [] Ranking at each section and finish
- .-.- No data available at this section
- NA No data available



Doomben QLD Professional

Race 8: Ladbrokes Sir Dragonet 2020 No Metro Wins Handicap - 1200m

26 October 2024 - 15:58



BRISBANE
RACING CLUB

Track Rating: Good 4, Weather: Fine, Rail Position: +0.5m Entire

Section												Last 600m	
Field Times		Overall	1000m	800m	600m	400m	200m						0:34.02
		1:09.00 (0:13.37)	0:55.63 (0:10.52)	0:45.11 (0:11.09)	0:34.02 (0:11.19)	0:22.83 (0:11.16)	0:11.67 (0:11.67)						
Rank	TAB Horse/Jockey	Barrier	Top Speed [km/h]	Fastest Section								Margin	Distance Travelled [m]
1	5 BEWS Cody Collis	2	68.1 400m	0:10.72 400m	1:09.00 [1] (0:13.75)	0:55.25 [11] (0:10.92)	0:44.33 [11] (0:11.09)	0:33.24 [8] (0:11.28)	0:21.96 [8] (0:10.72)	0:11.24 [5] (0:11.24)	1:09.00	0:33.24	
2	13 DASHING GEE GEE Samantha Collett	11	69.3 1000m	0:10.52 1000m	1:09.11 [2] (0:13.37)	0:55.74 [1] (0:10.52)	0:45.22 [1] (0:11.09)	0:34.13 [1] (0:11.19)	0:22.94 [1] (0:11.16)	0:11.78 [1] (0:11.78)	0.7L	0:34.13	-3
3	3 METALART Cejay Graham	9	68.6 400m	0:10.69 400m	1:09.18 [3] (0:13.62)	0:55.56 [7] (0:10.97)	0:44.59 [10] (0:11.45)	0:33.14 [12] (0:11.15)	0:21.99 [12] (0:10.69)	0:11.30 [8] (0:11.30)	1.06L	0:33.14	+11
4	8 BAD EDUCATION Nikita Beriman	1	67.4 1000m	0:10.82 1000m	1:09.25 [4] (0:13.57)	0:55.68 [6] (0:10.82)	0:44.86 [5] (0:11.06)	0:33.80 [5] (0:11.23)	0:22.57 [5] (0:10.83)	0:11.74 [2] (0:11.74)	1.47L	0:33.80	-2
5	9 BOWRIDER Adin Thompson	4	68.8 1000m	0:10.81 1000m	1:09.33 [5] (0:13.96)	0:55.37 [12] (0:10.81)	0:44.56 [12] (0:11.17)	0:33.39 [11] (0:11.22)	0:22.17 [10] (0:10.84)	0:11.33 [10] (0:11.33)	1.99L	0:33.39	-1
6	1 MAJORELLE Andrew Mallyon	3	67.5 1000m	0:10.78 1000m	1:09.38 [6] (0:13.44)	0:55.94 [2] (0:10.78)	0:45.16 [2] (0:11.08)	0:34.08 [3] (0:11.20)	0:22.88 [2] (0:11.08)	0:11.80 [3] (0:11.80)	2.26L	0:34.08	+2
7	2 BRENTWOOD Ryan Maloney	5	68.0 1000m	0:10.84 1000m	1:09.39 [7] (0:13.45)	0:55.94 [4] (0:10.84)	0:45.10 [4] (0:11.11)	0:33.99 [4] (0:11.23)	0:22.76 [4] (0:11.00)	0:11.76 [4] (0:11.76)	2.29L	0:33.99	+2
8	14 SCUD Robbie Dolan	12	69.4 1000m	0:10.88 400m	1:09.53 [8] (0:13.52)	0:56.01 [5] (0:10.91)	0:45.10 [6] (0:11.31)	0:33.79 [7] (0:11.19)	0:22.60 [7] (0:10.88)	0:11.72 [6] (0:11.72)	3.14L	0:33.79	+10
9	6 GROOVIN' THE MOO Les Tilley	7	68.2 Overall	0:10.89 1000m	1:09.58 [9] (0:13.66)	0:55.92 [8] (0:10.89)	0:45.03 [8] (0:11.29)	0:33.74 [9] (0:11.21)	0:22.53 [9] (0:11.02)	0:11.51 [11] (0:11.51)	3.43L	0:33.74	+6
10	15 TREASURER Mark Du Plessis	6	68.6 Overall	0:10.81 1000m	1:09.62 [10] (0:13.68)	0:55.94 [9] (0:10.81)	0:45.13 [7] (0:11.19)	0:33.94 [6] (0:11.20)	0:22.74 [6] (0:10.93)	0:11.81 [7] (0:11.81)	3.67L	0:33.94	+4

Scratched: Thelwell (#7), John Rambo (#10), Magnus Bellagio (#11)

[] Ranking at each section and finish
 -:-:- No data available at this section
 NA No data available

SCN Saddle cloth number
 DNF Did not finish
 DNT Did not track



Doomben QLD Professional

Race 8: Ladbrokes Sir Dragonet 2020 No Metro Wins Handicap - 1200m

26 October 2024 - 15:58



BRISBANE
RACING CLUB

Track Rating: Good 4, Weather: Fine, Rail Position: +0.5m Entire

Section	Overall	1000m	800m	600m	400m	200m	Last 600m
Field Times	1:09.00 (0:13.37)	0:55.63 (0:10.52)	0:45.11 (0:11.09)	0:34.02 (0:11.19)	0:22.83 (0:11.16)	0:11.67 (0:11.67)	0:34.02

Rank	TAB	Horse/Jockey	Barrier	Top Speed [km/h]	Fastest Section	Overall	1000m	800m	600m	400m	200m	Margin	Last 600m	Distance Travelled [m]
11	4	DEMON AWARD Carl Spry	10	68.5 1000m	0:10.88 1000m	1:10.17 [11] (0:13.70)	0:56.47 [10] (0:10.88)	0:45.59 [9] (0:11.31)	0:34.28 [10] (0:11.28)	0:23.00 [11] (0:10.90)	0:12.10 [12] (0:12.10)	6.9L	0:34.28	+13
12	12	ORPHAN'S TRUST Kyle Wilson-Taylor	8	68.8 800m	0:10.77 1000m	1:10.47 [12] (0:13.45)	0:57.02 [3] (0:10.77)	0:46.25 [3] (0:11.00)	0:35.25 [2] (0:11.36)	0:23.89 [3] (0:11.31)	0:12.58 [9] (0:12.58)	8.65L	0:35.25	+2

Scratched: Thelwell (#7), John Rambo (#10), Magnus Bellagio (#11)

[] Ranking at each section and finish
 -:-:- No data available at this section
 NA No data available

SCN Saddle cloth number
 DNF Did not finish
 DNT Did not track



Horse/Jockey Name	Bews
Final Rank	1
Fastest Section Time (Section)	0:10.72 (400m)
Top Speed [km/h] (Section)	68.1 (400m)
Race State	Finished



Doomben QLD Professional
Race 8: Ladbrokes Sir Dragonet 2020 No Metro Wins Handicap
 - 1200m

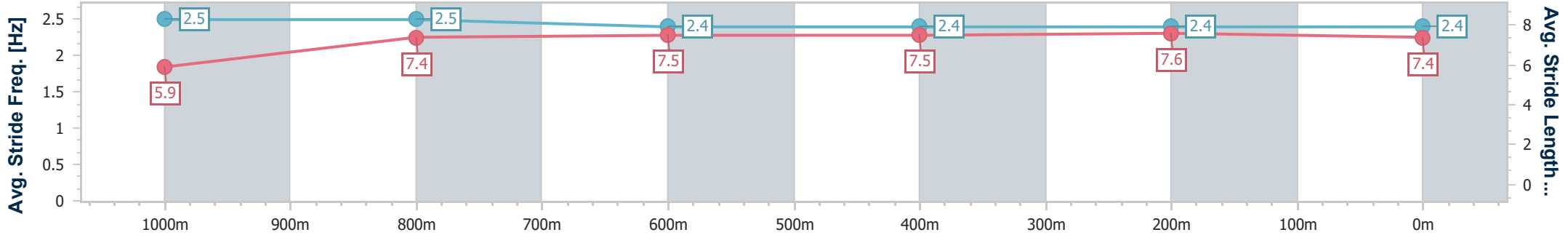
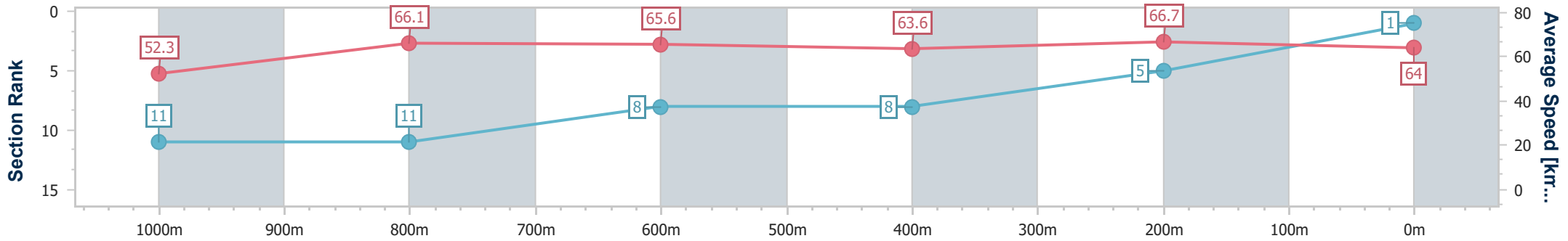


26 October 2024 - 15:58

BRISBANE
RACING CLUB

Track Rating: Good 4, Weather: Fine, Rail Position: +0.5m Entire

Section	Overall	1000m	800m	600m	400m	200m
Section Times	1:09.00 [1] (0:13.75)	0:55.25 [11] (0:10.92)	0:44.33 [11] (0:11.09)	0:33.24 [8] (0:11.28)	0:21.96 [8] (0:10.72)	0:11.24 [5] (0:11.24)
Average Speed [km/h]	52.3	66.1	65.6	63.6	66.7	64.0
Top Speed [km/h]	67.8	67.6	67.2	65.4	68.1	66.5
Avg. Dist. to Rail [m]	2.1	1.7	1.7	1.4	2.4	2.0
Avg. Stride Freq. [Hz]	2.5	2.5	2.4	2.4	2.4	2.4
Avg. Stride Length [m]	5.9	7.4	7.5	7.5	7.6	7.4



- [] Ranking at each section and finish
- .-.- No data available at this section
- NA No data available



Horse/Jockey Name	Dashing Gee Gee
Final Rank	2
Fastest Section Time (Section)	0:10.52 (1000m)
Top Speed [km/h] (Section)	69.3 (1000m)
Race State	Finished



Doomben QLD Professional
Race 8: Ladbrokes Sir Dragonet 2020 No Metro Wins Handicap
 - 1200m

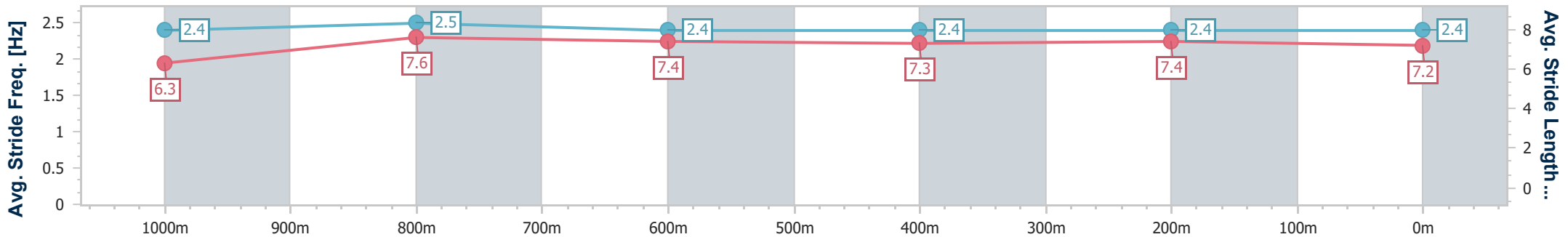
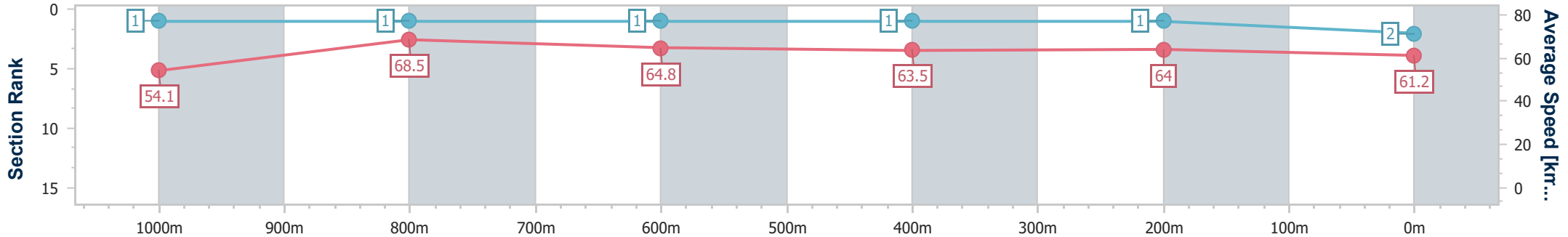


26 October 2024 - 15:58

BRISBANE
RACING CLUB

Track Rating: Good 4, Weather: Fine, Rail Position: +0.5m Entire

Section	Overall	1000m	800m	600m	400m	200m
Section Times	1:09.11 [2] (0:13.37)	0:55.74 [1] (0:10.52)	0:45.22 [1] (0:11.09)	0:34.13 [1] (0:11.19)	0:22.94 [1] (0:11.16)	0:11.78 [1] (0:11.78)
Average Speed [km/h]	54.1	68.5	64.8	63.5	64.0	61.2
Top Speed [km/h]	67.9	69.3	67.2	64.5	65.1	64.2
Avg. Dist. to Rail [m]	7.8	3.0	0.4	2.3	2.9	2.6
Avg. Stride Freq. [Hz]	2.4	2.5	2.4	2.4	2.4	2.4
Avg. Stride Length [m]	6.3	7.6	7.4	7.3	7.4	7.2



- [] Ranking at each section and finish
- .-.- No data available at this section
- NA No data available



Horse/Jockey Name	Metalart
Final Rank	3
Fastest Section Time (Section)	0:10.69 (400m)
Top Speed [km/h] (Section)	68.6 (400m)
Race State	Finished



Doomben QLD Professional
Race 8: Ladbrokes Sir Dragonet 2020 No Metro Wins Handicap
 - 1200m

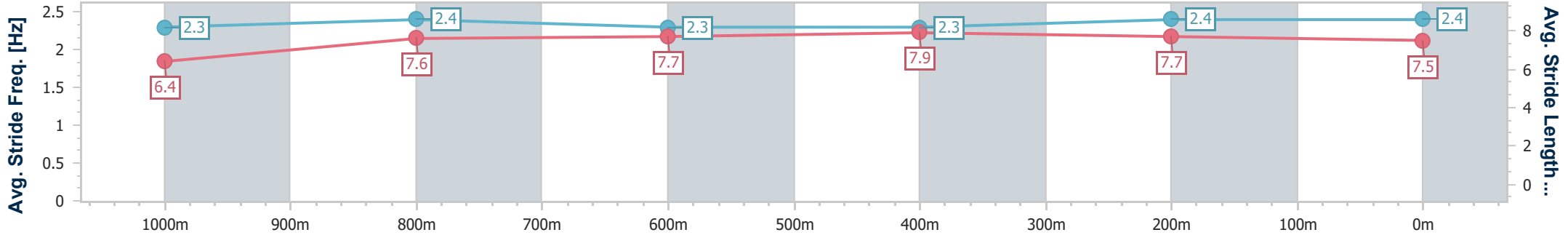
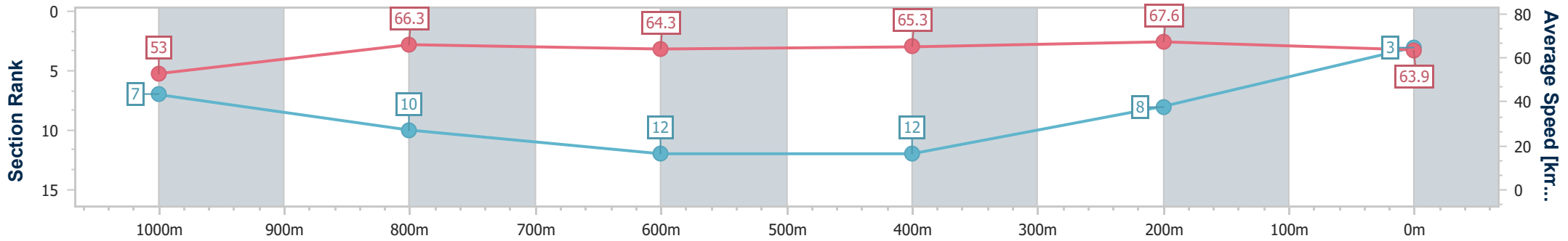
26 October 2024 - 15:58

Track Rating: Good 4, Weather: Fine, Rail Position: +0.5m Entire



BRISBANE
RACING CLUB

Section	Overall	1000m	800m	600m	400m	200m
Section Times	1:09.18 [3] (0:13.62)	0:55.56 [7] (0:10.97)	0:44.59 [10] (0:11.45)	0:33.14 [12] (0:11.15)	0:21.99 [12] (0:10.69)	0:11.30 [8] (0:11.30)
Average Speed [km/h]	53.0	66.3	64.3	65.3	67.6	63.9
Top Speed [km/h]	67.2	66.9	65.7	66.8	68.6	67.3
Avg. Dist. to Rail [m]	7.4	3.5	4.6	2.5	3.5	5.0
Avg. Stride Freq. [Hz]	2.3	2.4	2.3	2.3	2.4	2.4
Avg. Stride Length [m]	6.4	7.6	7.7	7.9	7.7	7.5



- [] Ranking at each section and finish
- .-.- No data available at this section
- NA No data available



Horse/Jockey Name	Bad Education
Final Rank	4
Fastest Section Time (Section)	0:10.82 (1000m)
Top Speed [km/h] (Section)	67.4 (1000m)
Race State	Finished



Doomben QLD Professional
Race 8: Ladbrokes Sir Dragonet 2020 No Metro Wins Handicap
 - 1200m

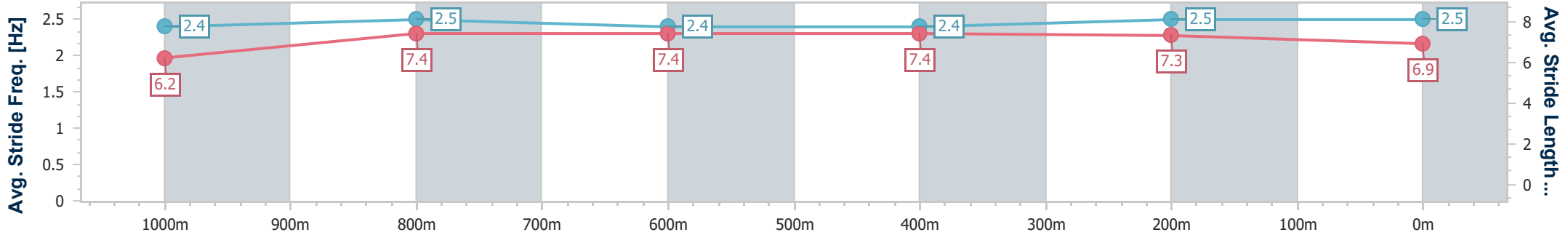
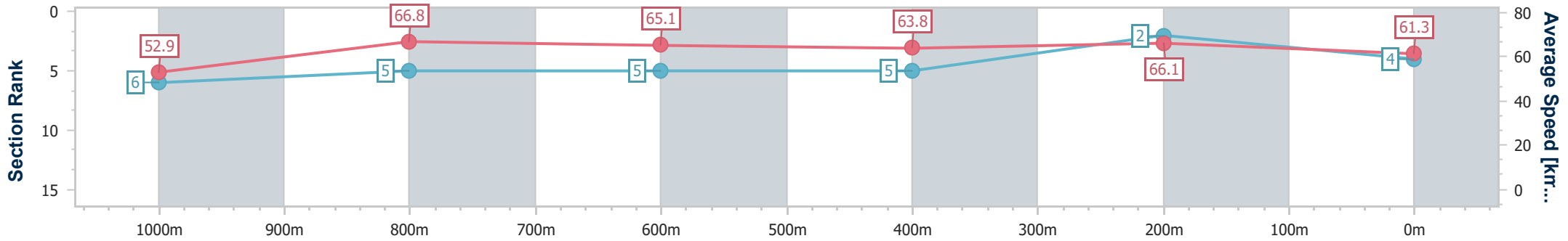


26 October 2024 - 15:58

BRISBANE
RACING CLUB

Track Rating: Good 4, Weather: Fine, Rail Position: +0.5m Entire

Section	Overall	1000m	800m	600m	400m	200m
Section Times	1:09.25 [4] (0:13.57)	0:55.68 [6] (0:10.82)	0:44.86 [5] (0:11.06)	0:33.80 [5] (0:11.23)	0:22.57 [5] (0:10.83)	0:11.74 [2] (0:11.74)
Average Speed [km/h]	52.9	66.8	65.1	63.8	66.1	61.3
Top Speed [km/h]	67.2	67.4	65.7	64.9	67.1	65.7
Avg. Dist. to Rail [m]	1.4	0.5	0.2	0.9	1.0	1.0
Avg. Stride Freq. [Hz]	2.4	2.5	2.4	2.4	2.5	2.5
Avg. Stride Length [m]	6.2	7.4	7.4	7.4	7.3	6.9



- [] Ranking at each section and finish
- .-.- No data available at this section
- NA No data available



Horse/Jockey Name	Bowrider
Final Rank	5
Fastest Section Time (Section)	0:10.81 (1000m)
Top Speed [km/h] (Section)	68.8 (1000m)
Race State	Finished



Doomben QLD Professional
Race 8: Ladbrokes Sir Dragonet 2020 No Metro Wins Handicap
 - 1200m

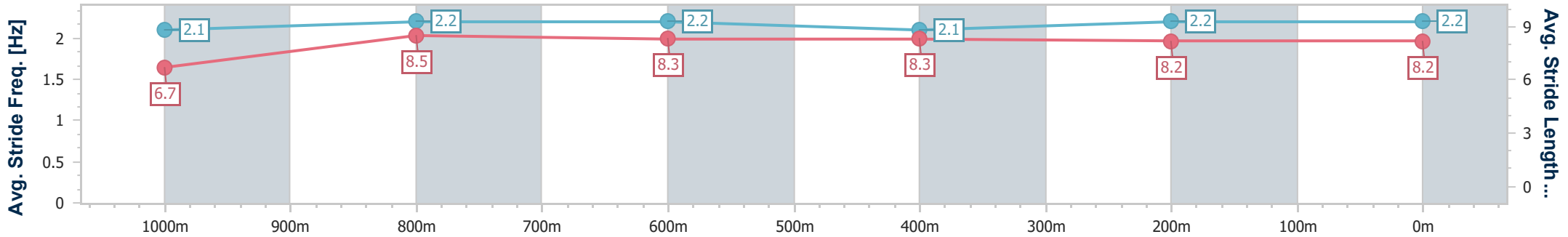
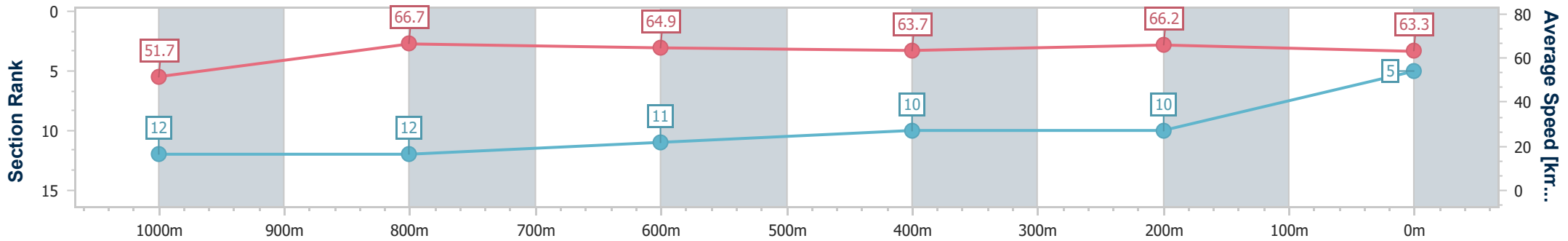


26 October 2024 - 15:58

BRISBANE
RACING CLUB

Track Rating: Good 4, Weather: Fine, Rail Position: +0.5m Entire

Section	Overall	1000m	800m	600m	400m	200m
Section Times	1:09.33 [5] (0:13.96)	0:55.37 [12] (0:10.81)	0:44.56 [12] (0:11.17)	0:33.39 [11] (0:11.22)	0:22.17 [10] (0:10.84)	0:11.33 [10] (0:11.33)
Average Speed [km/h]	51.7	66.7	64.9	63.7	66.2	63.3
Top Speed [km/h]	68.1	68.8	65.7	65.4	67.7	67.2
Avg. Dist. to Rail [m]	2.6	1.4	1.0	1.1	1.1	0.1
Avg. Stride Freq. [Hz]	2.1	2.2	2.2	2.1	2.2	2.2
Avg. Stride Length [m]	6.7	8.5	8.3	8.3	8.2	8.2



- [] Ranking at each section and finish
- .-.- No data available at this section
- NA No data available



Horse/Jockey Name	Majorelle
Final Rank	6
Fastest Section Time (Section)	0:10.78 (1000m)
Top Speed [km/h] (Section)	67.5 (1000m)
Race State	Finished



Doomben QLD Professional
Race 8: Ladbrokes Sir Dragonet 2020 No Metro Wins Handicap - 1200m

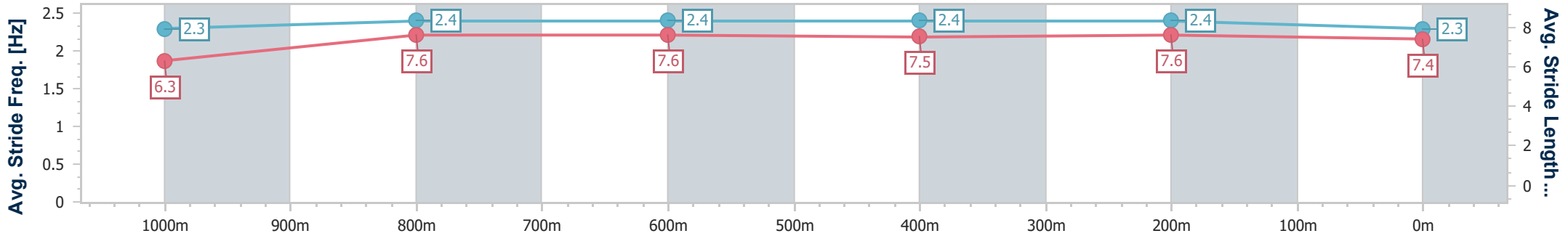
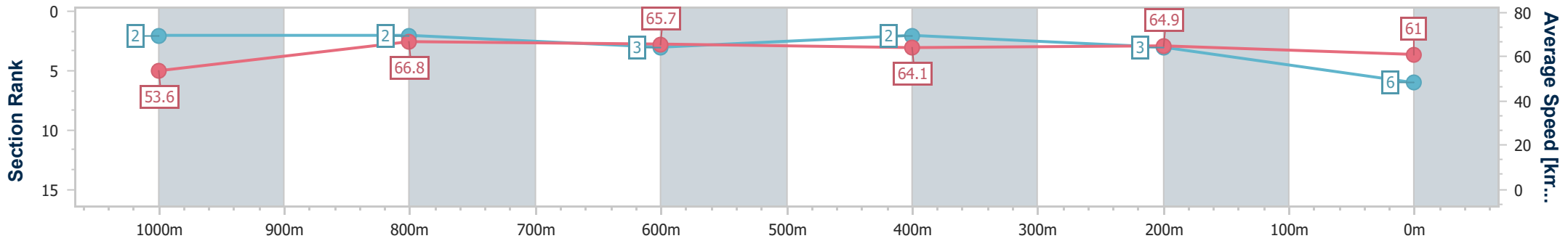


26 October 2024 - 15:58

BRISBANE RACING CLUB

Track Rating: Good 4, Weather: Fine, Rail Position: +0.5m Entire

Section	Overall	1000m	800m	600m	400m	200m
Section Times	1:09.38 [6] (0:13.44)	0:55.94 [2] (0:10.78)	0:45.16 [2] (0:11.08)	0:34.08 [3] (0:11.20)	0:22.88 [2] (0:11.08)	0:11.80 [3] (0:11.80)
Average Speed [km/h]	53.6	66.8	65.7	64.1	64.9	61.0
Top Speed [km/h]	67.4	67.5	66.4	66.1	65.6	64.7
Avg. Dist. to Rail [m]	2.2	0.9	1.3	0.8	1.0	2.0
Avg. Stride Freq. [Hz]	2.3	2.4	2.4	2.4	2.4	2.3
Avg. Stride Length [m]	6.3	7.6	7.6	7.5	7.6	7.4



- [] Ranking at each section and finish
- .-.- No data available at this section
- NA No data available



Horse/Jockey Name	Brentwood
Final Rank	7
Fastest Section Time (Section)	0:10.84 (1000m)
Top Speed [km/h] (Section)	68.0 (1000m)
Race State	Finished



Doomben QLD Professional
Race 8: Ladbrokes Sir Dragonet 2020 No Metro Wins Handicap
 - 1200m

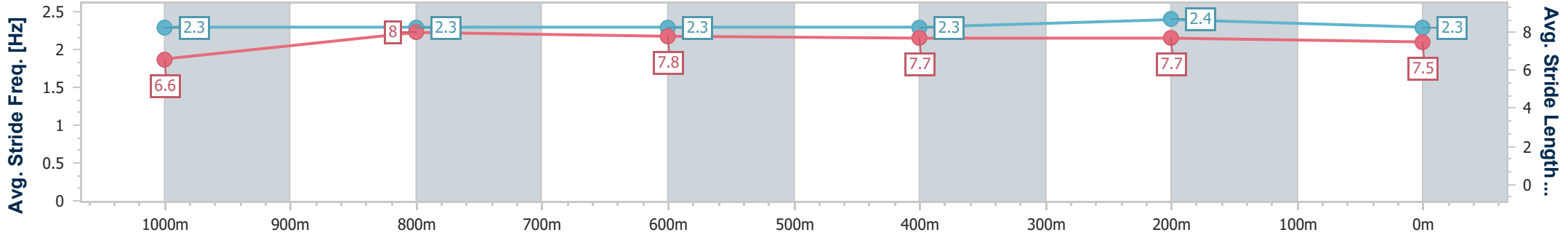
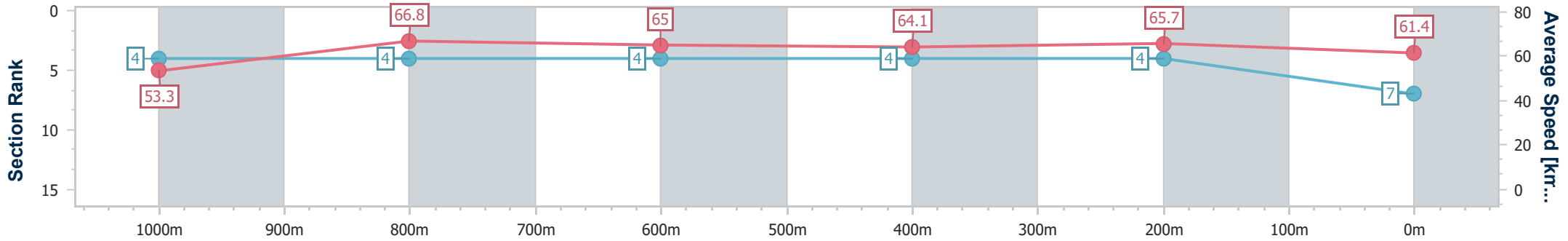


26 October 2024 - 15:58

BRISBANE
RACING CLUB

Track Rating: Good 4, Weather: Fine, Rail Position: +0.5m Entire

Section	Overall	1000m	800m	600m	400m	200m
Section Times	1:09.39 [7] (0:13.45)	0:55.94 [4] (0:10.84)	0:45.10 [4] (0:11.11)	0:33.99 [4] (0:11.23)	0:22.76 [4] (0:11.00)	0:11.76 [4] (0:11.76)
Average Speed [km/h]	53.3	66.8	65.0	64.1	65.7	61.4
Top Speed [km/h]	66.7	68.0	66.0	66.1	66.7	64.8
Avg. Dist. to Rail [m]	4.2	1.7	0.9	0.2	2.8	3.3
Avg. Stride Freq. [Hz]	2.3	2.3	2.3	2.3	2.4	2.3
Avg. Stride Length [m]	6.6	8.0	7.8	7.7	7.7	7.5



- [] Ranking at each section and finish
- .-.- No data available at this section
- NA No data available



Horse/Jockey Name	Scud
Final Rank	8
Fastest Section Time (Section)	0:10.88 (400m)
Top Speed [km/h] (Section)	69.4 (1000m)
Race State	Finished



Doomben QLD Professional
Race 8: Ladbrokes Sir Dragonet 2020 No Metro Wins Handicap - 1200m

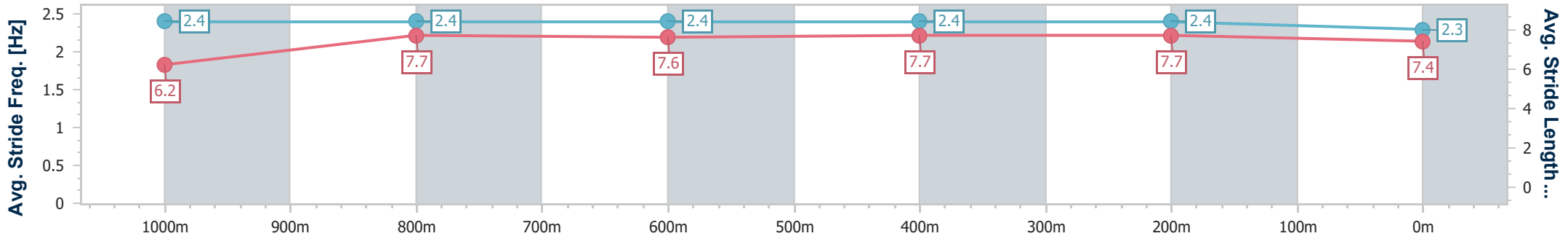
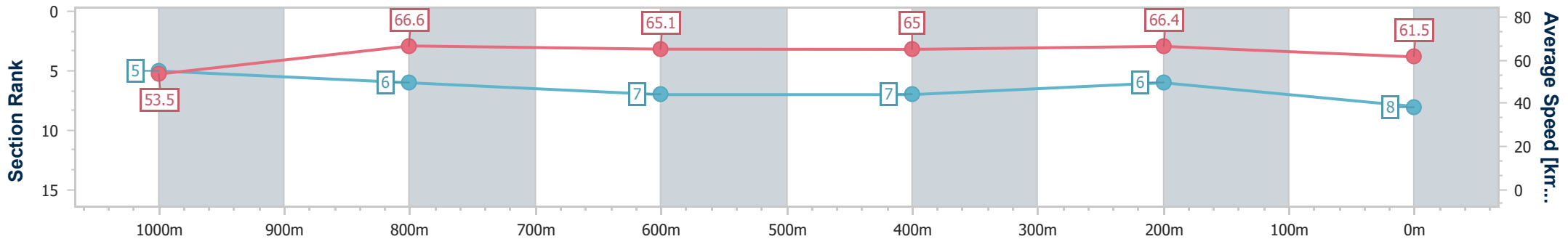


26 October 2024 - 15:58

BRISBANE RACING CLUB

Track Rating: Good 4, Weather: Fine, Rail Position: +0.5m Entire

Section	Overall	1000m	800m	600m	400m	200m
Section Times	1:09.53 [8] (0:13.52)	0:56.01 [5] (0:10.91)	0:45.10 [6] (0:11.31)	0:33.79 [7] (0:11.19)	0:22.60 [7] (0:10.88)	0:11.72 [6] (0:11.72)
Average Speed [km/h]	53.5	66.6	65.1	65.0	66.4	61.5
Top Speed [km/h]	69.2	69.4	66.0	66.4	67.1	65.1
Avg. Dist. to Rail [m]	10.4	5.1	4.4	1.9	2.7	4.3
Avg. Stride Freq. [Hz]	2.4	2.4	2.4	2.4	2.4	2.3
Avg. Stride Length [m]	6.2	7.7	7.6	7.7	7.7	7.4



- [] Ranking at each section and finish
- .-.- No data available at this section
- NA No data available



Horse/Jockey Name	Groovin' The Moo
Final Rank	9
Fastest Section Time (Section)	0:10.89 (1000m)
Top Speed [km/h] (Section)	68.2 (Overall)
Race State	Finished



Doomben QLD Professional
Race 8: Ladbrokes Sir Dragonet 2020 No Metro Wins Handicap - 1200m

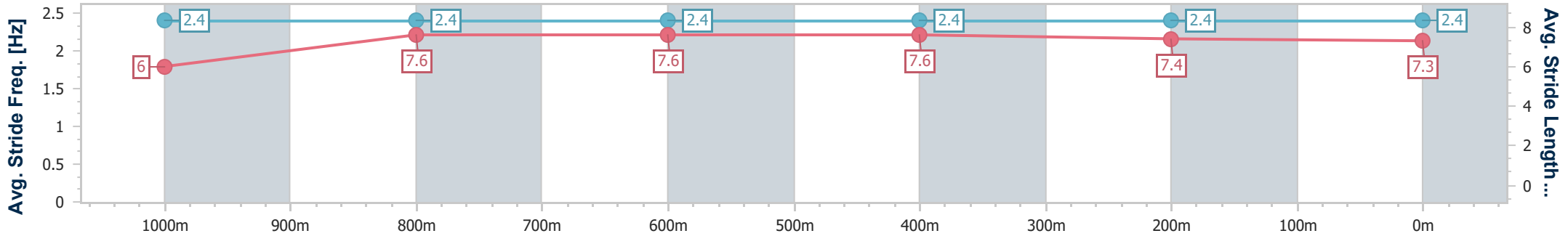
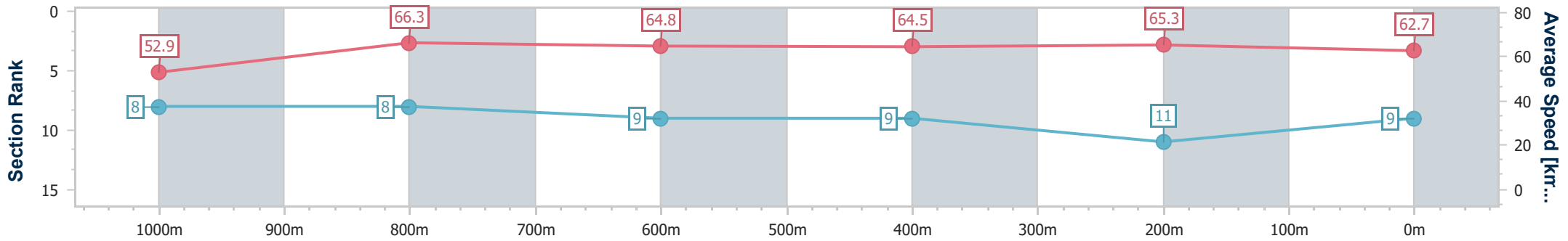


26 October 2024 - 15:58

BRISBANE RACING CLUB

Track Rating: Good 4, Weather: Fine, Rail Position: +0.5m Entire

Section	Overall	1000m	800m	600m	400m	200m
Section Times	1:09.58 [9] (0:13.66)	0:55.92 [8] (0:10.89)	0:45.03 [8] (0:11.29)	0:33.74 [9] (0:11.21)	0:22.53 [9] (0:11.02)	0:11.51 [11] (0:11.51)
Average Speed [km/h]	52.9	66.3	64.8	64.5	65.3	62.7
Top Speed [km/h]	68.2	68.2	66.0	65.9	67.6	64.5
Avg. Dist. to Rail [m]	5.5	2.4	2.5	0.6	1.7	3.7
Avg. Stride Freq. [Hz]	2.4	2.4	2.4	2.4	2.4	2.4
Avg. Stride Length [m]	6.0	7.6	7.6	7.6	7.4	7.3



- [] Ranking at each section and finish
- .-.- No data available at this section
- NA No data available



Horse/Jockey Name	Treasurer
Final Rank	10
Fastest Section Time (Section)	0:10.81 (1000m)
Top Speed [km/h] (Section)	68.6 (Overall)
Race State	Finished



Doomben QLD Professional
Race 8: Ladbrokes Sir Dragonet 2020 No Metro Wins Handicap - 1200m

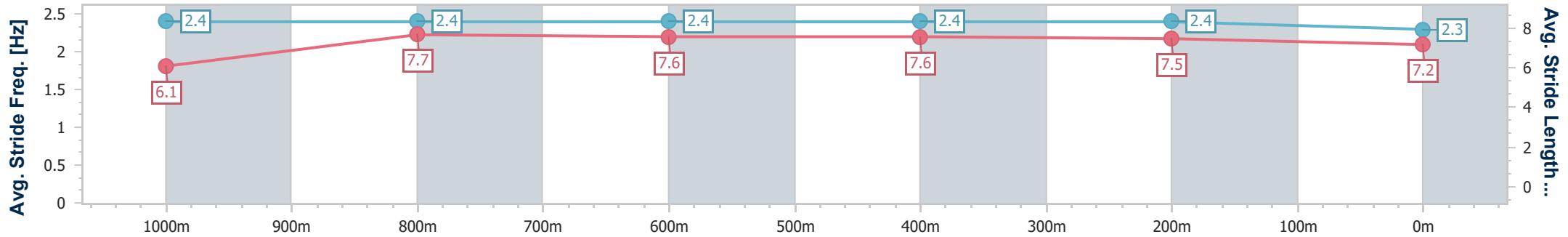
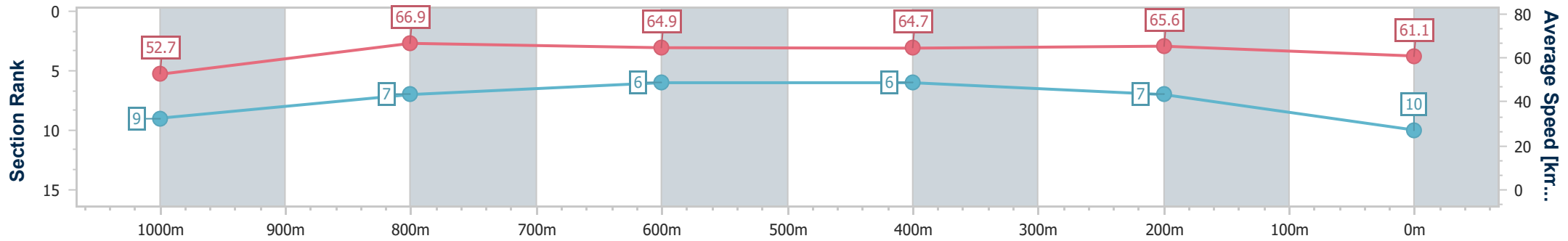


26 October 2024 - 15:58

BRISBANE RACING CLUB

Track Rating: Good 4, Weather: Fine, Rail Position: +0.5m Entire

Section	Overall	1000m	800m	600m	400m	200m
Section Times	1:09.62 [10] (0:13.68)	0:55.94 [9] (0:10.81)	0:45.13 [7] (0:11.19)	0:33.94 [6] (0:11.20)	0:22.74 [6] (0:10.93)	0:11.81 [7] (0:11.81)
Average Speed [km/h]	52.7	66.9	64.9	64.7	65.6	61.1
Top Speed [km/h]	68.6	68.0	66.0	65.9	66.6	65.0
Avg. Dist. to Rail [m]	4.0	1.5	1.6	0.8	2.1	3.3
Avg. Stride Freq. [Hz]	2.4	2.4	2.4	2.4	2.4	2.3
Avg. Stride Length [m]	6.1	7.7	7.6	7.6	7.5	7.2



- [] Ranking at each section and finish
- .-.- No data available at this section
- NA No data available



Horse/Jockey Name	Demon Award
Final Rank	11
Fastest Section Time (Section)	0:10.88 (1000m)
Top Speed [km/h] (Section)	68.5 (1000m)
Race State	Finished



Doomben QLD Professional
Race 8: Ladbrokes Sir Dragonet 2020 No Metro Wins Handicap - 1200m

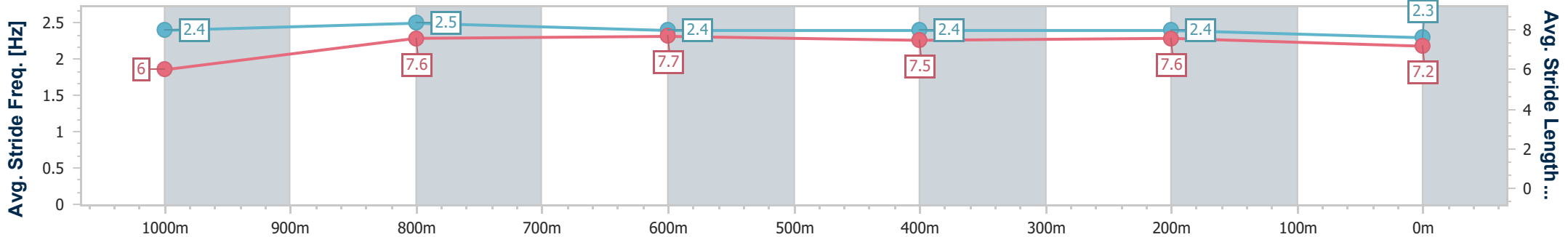
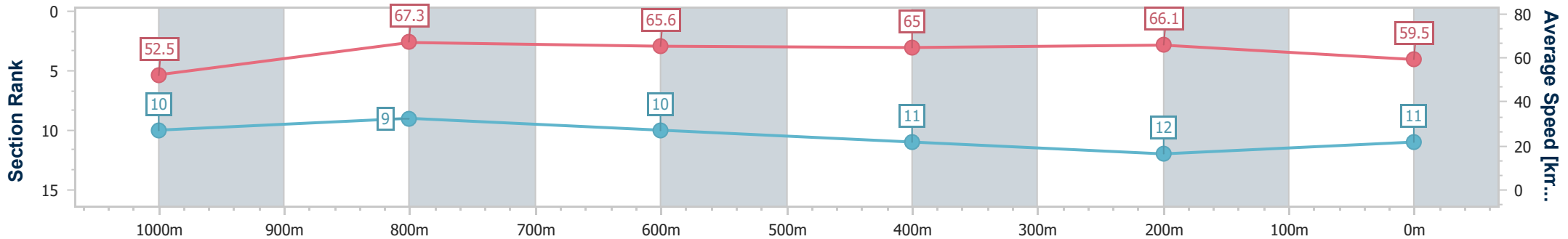
26 October 2024 - 15:58

Track Rating: Good 4, Weather: Fine, Rail Position: +0.5m Entire



BRISBANE RACING CLUB

Section	Overall	1000m	800m	600m	400m	200m
Section Times	1:10.17 [11] (0:13.70)	0:56.47 [10] (0:10.88)	0:45.59 [9] (0:11.31)	0:34.28 [10] (0:11.28)	0:23.00 [11] (0:10.90)	0:12.10 [12] (0:12.10)
Average Speed [km/h]	52.5	67.3	65.6	65.0	66.1	59.5
Top Speed [km/h]	67.9	68.5	66.7	67.4	67.2	64.4
Avg. Dist. to Rail [m]	8.8	6.1	5.9	3.2	2.6	5.0
Avg. Stride Freq. [Hz]	2.4	2.5	2.4	2.4	2.4	2.3
Avg. Stride Length [m]	6.0	7.6	7.7	7.5	7.6	7.2



- [] Ranking at each section and finish
- .-.- No data available at this section
- NA No data available



Horse/Jockey Name	Orphan's Trust
Final Rank	12
Fastest Section Time (Section)	0:10.77 (1000m)
Top Speed [km/h] (Section)	68.8 (800m)
Race State	Finished



Doomben QLD Professional
Race 8: Ladbrokes Sir Dragonet 2020 No Metro Wins Handicap - 1200m

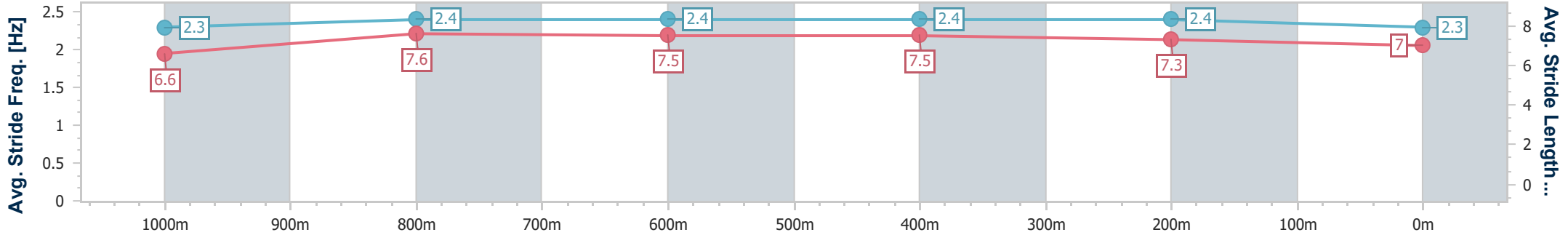
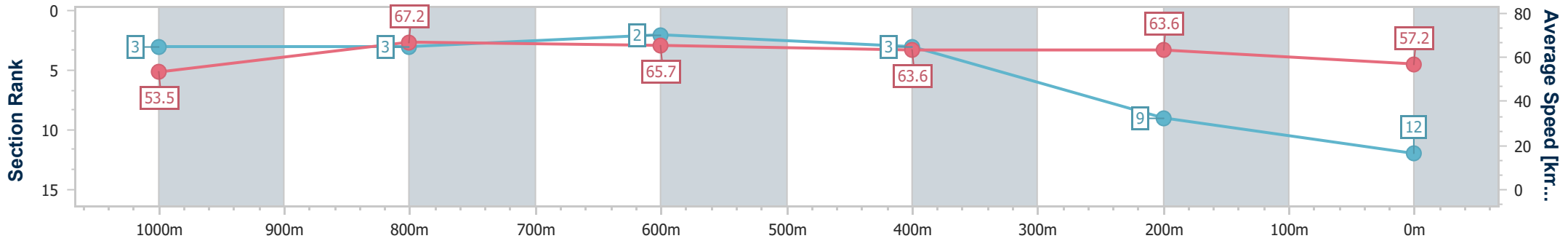


26 October 2024 - 15:58

BRISBANE RACING CLUB

Track Rating: Good 4, Weather: Fine, Rail Position: +0.5m Entire

Section	Overall	1000m	800m	600m	400m	200m
Section Times	1:10.47 [12] (0:13.45)	0:57.02 [3] (0:10.77)	0:46.25 [3] (0:11.00)	0:35.25 [2] (0:11.36)	0:23.89 [3] (0:11.31)	0:12.58 [9] (0:12.58)
Average Speed [km/h]	53.5	67.2	65.7	63.6	63.6	57.2
Top Speed [km/h]	66.7	67.6	68.8	64.4	65.1	61.8
Avg. Dist. to Rail [m]	7.1	2.1	1.1	0.4	1.1	1.9
Avg. Stride Freq. [Hz]	2.3	2.4	2.4	2.4	2.4	2.3
Avg. Stride Length [m]	6.6	7.6	7.5	7.5	7.3	7.0



- [] Ranking at each section and finish
- .-.- No data available at this section
- NA No data available



Doomben QLD Professional

Race 9: Ladbrokes Cox Plate Raceday OPEN Handicap - 1110m

26 October 2024 - 16:38



BRISBANE
RACING CLUB

Track Rating: Good 4, Weather: Fine, Rail Position: +0.5m Entire

Section													Last 600m					
Field Times		Overall	1000m	800m	600m	400m	200m						0:33.20					
		1:03.03 (0:08.09)	0:54.94 (0:10.86)	0:44.08 (0:10.88)	0:33.20 (0:11.03)	0:22.17 (0:10.64)	0:11.53 (0:11.53)						0:33.20					
Rank	TAB	Horse/Jockey	Barrier	Top Speed [km/h]	Fastest Section												Margin	Distance Travelled [m]
1	4	TIGER SHARK Jake Bayliss	6	68.4 400m	0:08.09 Overall	1:03.03 [1] (0:08.09)	0:54.94 [1] (0:10.86)	0:44.08 [1] (0:10.88)	0:33.20 [1] (0:11.03)	0:22.17 [1] (0:10.64)	0:11.53 [1] (0:11.53)	1:03.03	0:33.20					
2	7	SALTAIRE Emily Lang	7	70.1 400m	0:08.64 Overall	1:03.36 [2] (0:08.64)	0:54.72 [6] (0:10.95)	0:43.77 [6] (0:10.90)	0:32.87 [6] (0:10.95)	0:21.92 [6] (0:10.50)	0:11.42 [3] (0:11.42)	1.89L	0:32.87	-1				
3	1	RUBIQUITOUS Cody Collis	1	69.3 1000m	0:08.31 Overall	1:03.41 [3] (0:08.31)	0:55.10 [3] (0:10.84)	0:44.26 [3] (0:10.98)	0:33.28 [3] (0:10.92)	0:22.36 [3] (0:10.79)	0:11.57 [2] (0:11.57)	2.2L	0:33.28	-3				
4	2	GOLDSBOROUGH Nikita Beriman	9	68.8 400m	0:08.76 Overall	1:03.53 [4] (0:08.76)	0:54.77 [8] (0:11.22)	0:43.55 [9] (0:10.87)	0:32.68 [9] (0:10.89)	0:21.79 [9] (0:10.58)	0:11.21 [7] (0:11.21)	2.9L	0:32.68	-4				
5	3	OVIDIUS Taylor Marshall	4	67.2 400m	0:08.46 Overall	1:03.56 [5] (0:08.46)	0:55.10 [5] (0:10.94)	0:44.16 [5] (0:10.85)	0:33.31 [5] (0:10.98)	0:22.33 [4] (0:10.83)	0:11.50 [5] (0:11.50)	3.06L	0:33.31	-4				
6	5	MAHBABY Mark Du Plessis	3	68.8 400m	0:08.81 Overall	1:03.67 [6] (0:08.81)	0:54.86 [9] (0:10.91)	0:43.95 [8] (0:10.98)	0:32.97 [8] (0:10.99)	0:21.98 [8] (0:10.66)	0:11.32 [9] (0:11.32)	3.76L	0:32.97	+2				
7	8	XPRESSO Tahlia Fenlon	8	68.2 400m	0:08.42 Overall	1:03.78 [7] (0:08.42)	0:55.36 [4] (0:10.89)	0:44.47 [4] (0:10.93)	0:33.54 [4] (0:11.03)	0:22.51 [5] (0:10.81)	0:11.70 [6] (0:11.70)	4.36L	0:33.54	+2				
8	9	KAVAK Samantha Collett	2	67.3 400m	0:08.64 Overall	1:03.78 [8] (0:08.64)	0:55.14 [7] (0:11.07)	0:44.07 [7] (0:10.96)	0:33.11 [7] (0:10.95)	0:22.16 [7] (0:10.73)	0:11.43 [8] (0:11.43)	4.41L	0:33.11	-5				
9	6	THELWELL Justin Stanley	5	68.7 1000m	0:08.29 Overall	1:04.14 [9] (0:08.29)	0:55.85 [2] (0:10.78)	0:45.07 [2] (0:11.03)	0:34.04 [2] (0:10.95)	0:23.09 [2] (0:10.92)	0:12.17 [4] (0:12.17)	6.49L	0:34.04	-2				

Scratched: Acres Away (#10)

[] Ranking at each section and finish
 -:-:- No data available at this section
 NA No data available

SCN Saddle cloth number
 DNF Did not finish
 DNT Did not track



Horse/Jockey Name	Tiger Shark
Final Rank	1
Fastest Section Time (Section)	0:08.09 (Overall)
Top Speed [km/h] (Section)	68.4 (400m)
Race State	Finished



Doomben QLD Professional



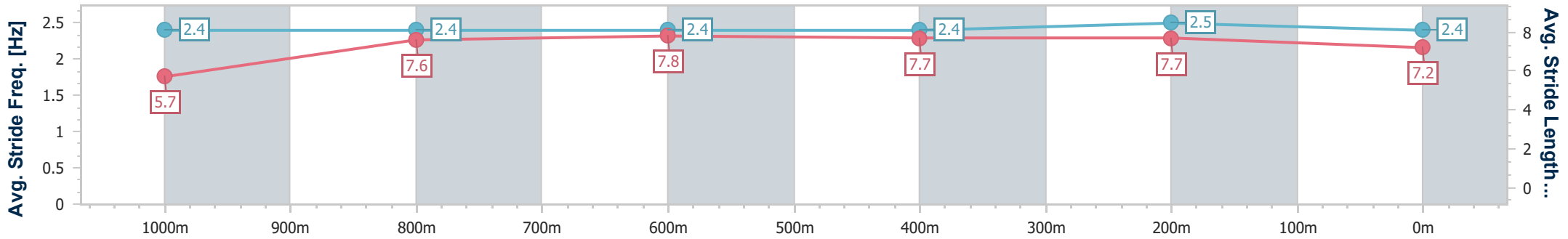
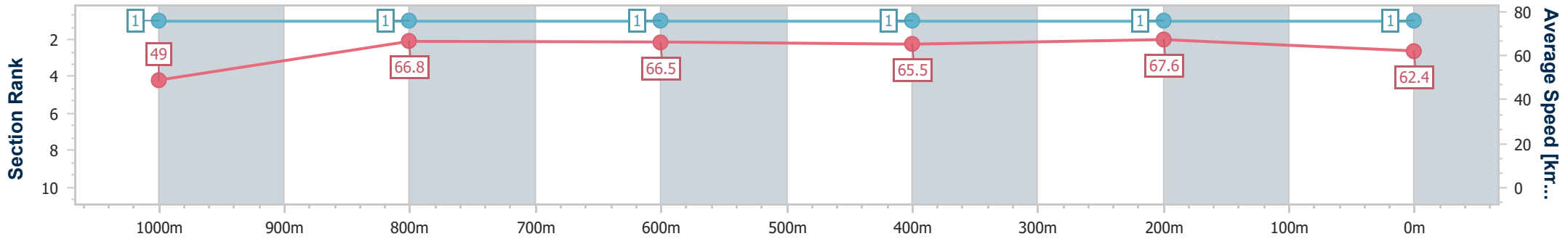
Race 9: Ladbrokes Cox Plate Raceday OPEN Handicap - 1110m

26 October 2024 - 16:38

Track Rating: Good 4, Weather: Fine, Rail Position: +0.5m Entire

BRISBANE RACING CLUB

Section	Overall	1000m	800m	600m	400m	200m
Section Times	1:03.03 [1] (0:08.09)	0:54.94 [1] (0:10.86)	0:44.08 [1] (0:10.88)	0:33.20 [1] (0:11.03)	0:22.17 [1] (0:10.64)	0:11.53 [1] (0:11.53)
Average Speed [km/h]	49.0	66.8	66.5	65.5	67.6	62.4
Top Speed [km/h]	67.1	67.7	67.5	66.4	68.4	67.3
Avg. Dist. to Rail [m]	6.1	1.5	1.3	0.7	0.8	0.4
Avg. Stride Freq. [Hz]	2.4	2.4	2.4	2.4	2.5	2.4
Avg. Stride Length [m]	5.7	7.6	7.8	7.7	7.7	7.2



- [] Ranking at each section and finish
- .-.- No data available at this section
- NA No data available



Horse/Jockey Name	Saltaire
Final Rank	2
Fastest Section Time (Section)	0:08.64 (Overall)
Top Speed [km/h] (Section)	70.1 (400m)
Race State	Finished



Doomben QLD Professional



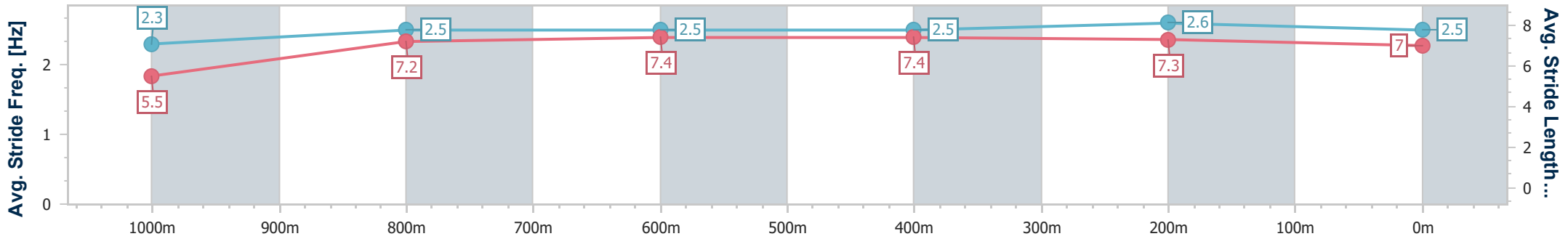
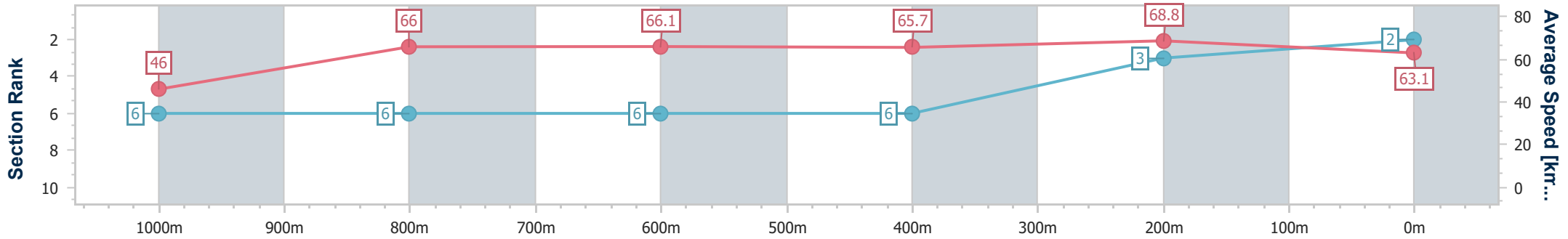
Race 9: Ladbrokes Cox Plate Raceday OPEN Handicap - 1110m

26 October 2024 - 16:38

Track Rating: Good 4, Weather: Fine, Rail Position: +0.5m Entire

BRISBANE RACING CLUB

Section	Overall	1000m	800m	600m	400m	200m
Section Times	1:03.36 [2] (0:08.64)	0:54.72 [6] (0:10.95)	0:43.77 [6] (0:10.90)	0:32.87 [6] (0:10.95)	0:21.92 [6] (0:10.50)	0:11.42 [3]
Average Speed [km/h]	46.0	66.0	66.1	65.7	68.8	63.1
Top Speed [km/h]	65.4	68.3	66.7	67.3	70.1	68.9
Avg. Dist. to Rail [m]	5.4	1.6	0.3	0.5	2.9	4.0
Avg. Stride Freq. [Hz]	2.3	2.5	2.5	2.5	2.6	2.5
Avg. Stride Length [m]	5.5	7.2	7.4	7.4	7.3	7.0



- [] Ranking at each section and finish
- .-.- No data available at this section
- NA No data available



Horse/Jockey Name	Rubiquitous
Final Rank	3
Fastest Section Time (Section)	0:08.31 (Overall)
Top Speed [km/h] (Section)	69.3 (1000m)
Race State	Finished



Doomben QLD Professional



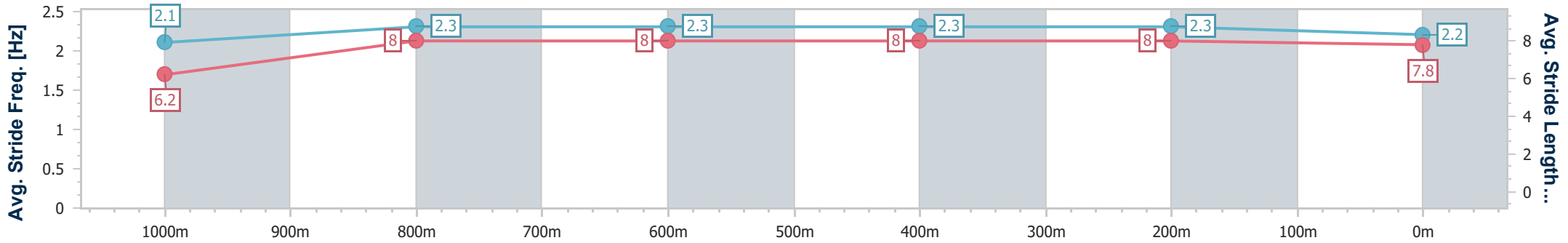
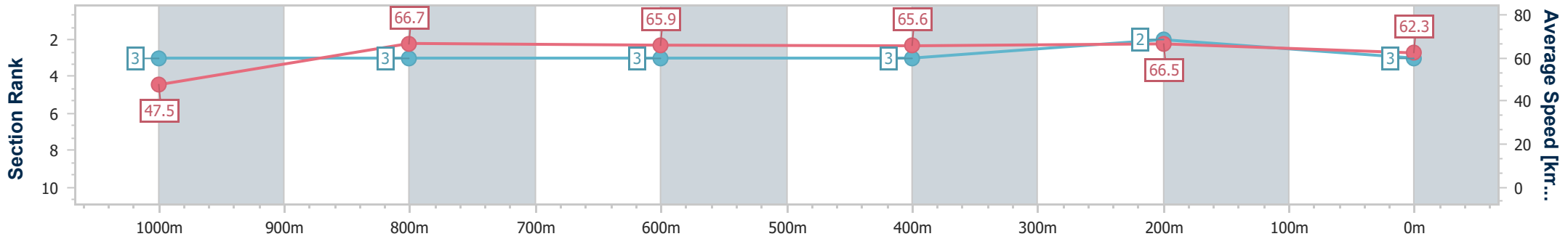
Race 9: Ladbrokes Cox Plate Raceday OPEN Handicap - 1110m

26 October 2024 - 16:38

Track Rating: Good 4, Weather: Fine, Rail Position: +0.5m Entire

BRISBANE RACING CLUB

Section	Overall	1000m	800m	600m	400m	200m
Section Times	1:03.41 [3] (0:08.31)	0:55.10 [3] (0:10.84)	0:44.26 [3] (0:10.98)	0:33.28 [3] (0:10.92)	0:22.36 [3] (0:10.79)	0:11.57 [2] (0:11.57)
Average Speed [km/h]	47.5	66.7	65.9	65.6	66.5	62.3
Top Speed [km/h]	65.4	69.3	66.9	66.6	67.7	65.5
Avg. Dist. to Rail [m]	1.7	1.1	0.6	0.6	0.9	1.1
Avg. Stride Freq. [Hz]	2.1	2.3	2.3	2.3	2.3	2.2
Avg. Stride Length [m]	6.2	8.0	8.0	8.0	8.0	7.8



- [] Ranking at each section and finish
- .-.- No data available at this section
- NA No data available



Horse/Jockey Name	Goldsborough
Final Rank	4
Fastest Section Time (Section)	0:08.76 (Overall)
Top Speed [km/h] (Section)	68.8 (400m)
Race State	Finished



Doomben QLD Professional



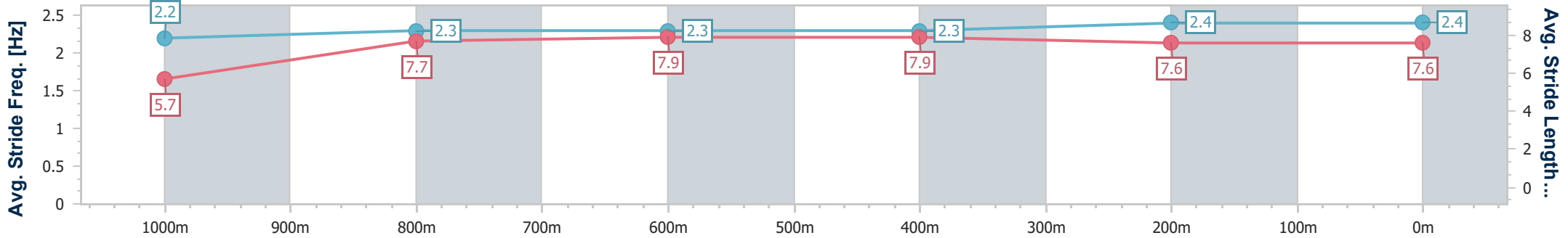
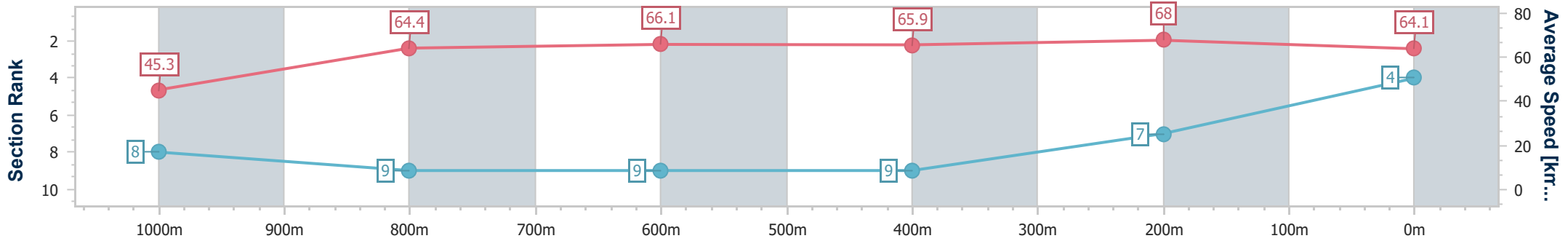
Race 9: Ladbrokes Cox Plate Raceday OPEN Handicap - 1110m

26 October 2024 - 16:38

Track Rating: Good 4, Weather: Fine, Rail Position: +0.5m Entire

BRISBANE RACING CLUB

Section	Overall	1000m	800m	600m	400m	200m
Section Times	1:03.53 [4] (0:08.76)	0:54.77 [8] (0:11.22)	0:43.55 [9] (0:10.87)	0:32.68 [9] (0:10.89)	0:21.79 [9] (0:10.58)	0:11.21 [7]
Average Speed [km/h]	45.3	64.4	66.1	65.9	68.0	64.1
Top Speed [km/h]	63.1	65.6	67.1	66.7	68.8	67.1
Avg. Dist. to Rail [m]	8.6	2.3	0.2	0.9	1.3	3.4
Avg. Stride Freq. [Hz]	2.2	2.3	2.3	2.3	2.4	2.4
Avg. Stride Length [m]	5.7	7.7	7.9	7.9	7.6	7.6



- [] Ranking at each section and finish
- .-.- No data available at this section
- NA No data available



Horse/Jockey Name	Ovidius
Final Rank	5
Fastest Section Time (Section)	0:08.46 (Overall)
Top Speed [km/h] (Section)	67.2 (400m)
Race State	Finished



Doomben QLD Professional



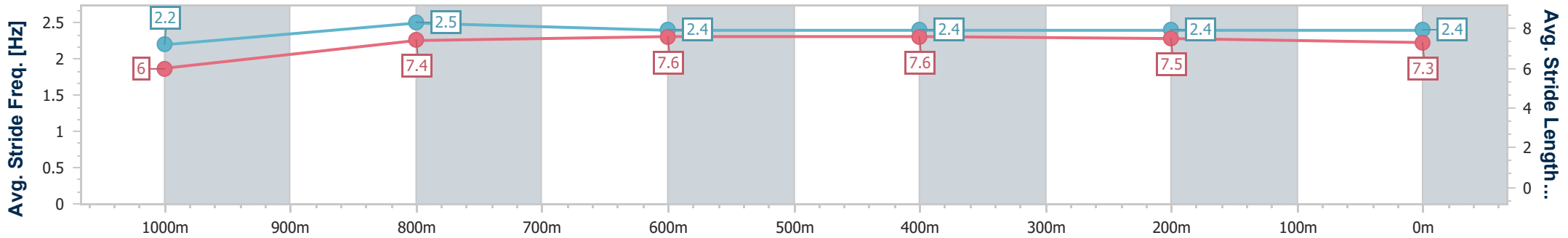
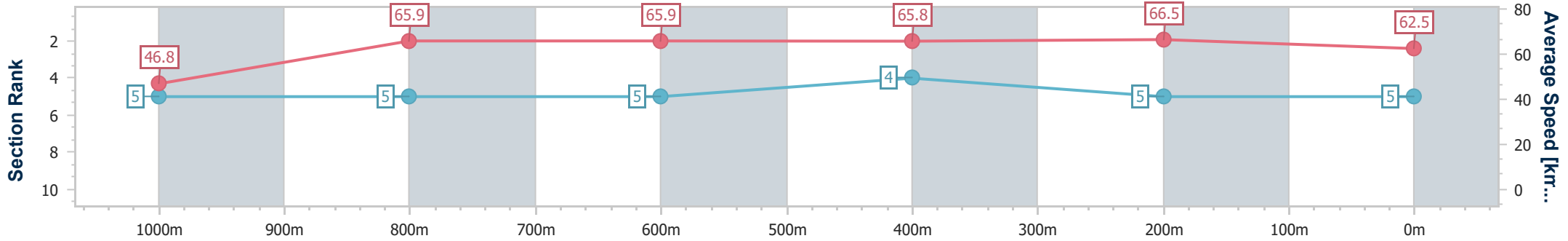
Race 9: Ladbrokes Cox Plate Raceday OPEN Handicap - 1110m

26 October 2024 - 16:38

Track Rating: Good 4, Weather: Fine, Rail Position: +0.5m Entire

BRISBANE RACING CLUB

Section	Overall	1000m	800m	600m	400m	200m
Section Times	1:03.56 [5] (0:08.46)	0:55.10 [5] (0:10.94)	0:44.16 [5] (0:10.85)	0:33.31 [5] (0:10.98)	0:22.33 [4] (0:10.83)	0:11.50 [5] (0:11.50)
Average Speed [km/h]	46.8	65.9	65.9	65.8	66.5	62.5
Top Speed [km/h]	64.4	67.2	66.5	66.1	67.2	66.7
Avg. Dist. to Rail [m]	2.8	0.3	0.8	0.3	0.7	1.0
Avg. Stride Freq. [Hz]	2.2	2.5	2.4	2.4	2.4	2.4
Avg. Stride Length [m]	6.0	7.4	7.6	7.6	7.5	7.3



- [] Ranking at each section and finish
- .-.- No data available at this section
- NA No data available



Horse/Jockey Name	Mahbaby
Final Rank	6
Fastest Section Time (Section)	0:08.81 (Overall)
Top Speed [km/h] (Section)	68.8 (400m)
Race State	Finished



Doomben QLD Professional



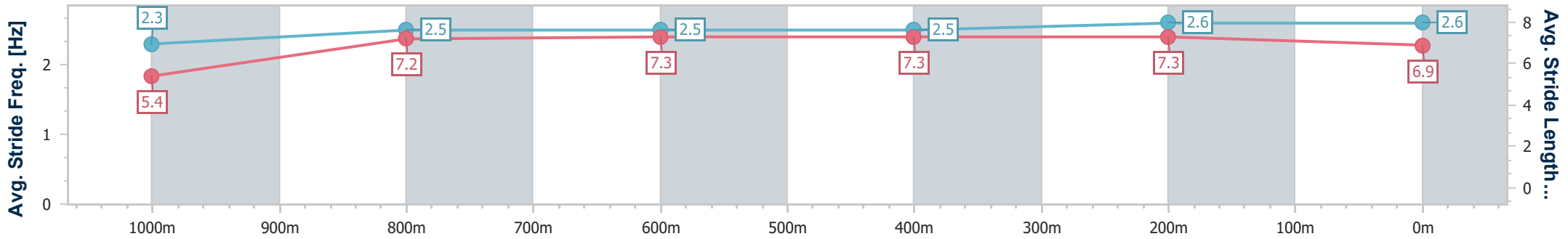
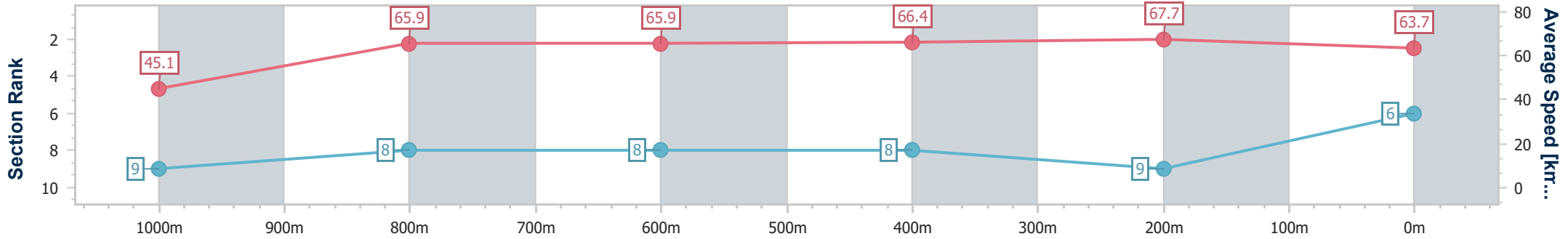
Race 9: Ladbrokes Cox Plate Raceday OPEN Handicap - 1110m

26 October 2024 - 16:38

Track Rating: Good 4, Weather: Fine, Rail Position: +0.5m Entire

BRISBANE RACING CLUB

Section	Overall	1000m	800m	600m	400m	200m
Section Times	1:03.67 [6] (0:08.81)	0:54.86 [9] (0:10.91)	0:43.95 [8] (0:10.98)	0:32.97 [8] (0:10.99)	0:21.98 [8] (0:10.66)	0:11.32 [9] (0:11.32)
Average Speed [km/h]	45.1	65.9	65.9	66.4	67.7	63.7
Top Speed [km/h]	64.4	67.6	67.0	67.5	68.8	67.4
Avg. Dist. to Rail [m]	2.8	0.6	1.2	1.8	3.3	7.6
Avg. Stride Freq. [Hz]	2.3	2.5	2.5	2.5	2.6	2.6
Avg. Stride Length [m]	5.4	7.2	7.3	7.3	7.3	6.9



- [] Ranking at each section and finish
- .-.- No data available at this section
- NA No data available



Horse/Jockey Name	Xpresso
Final Rank	7
Fastest Section Time (Section)	0:08.42 (Overall)
Top Speed [km/h] (Section)	68.2 (400m)
Race State	Finished



Doomben QLD Professional



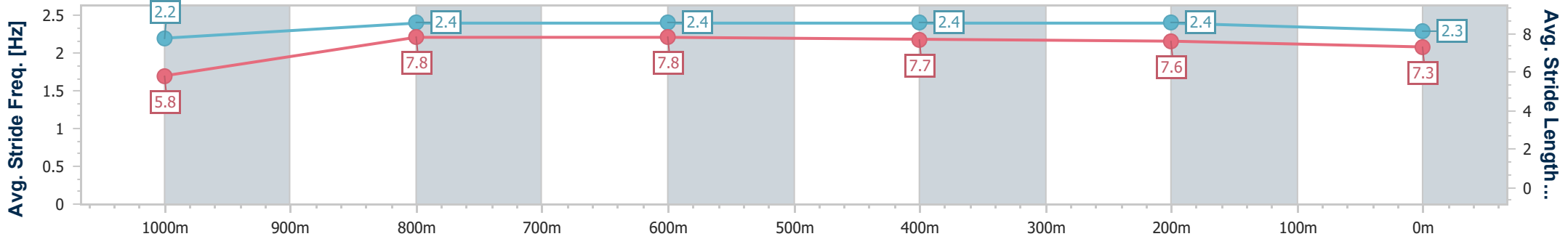
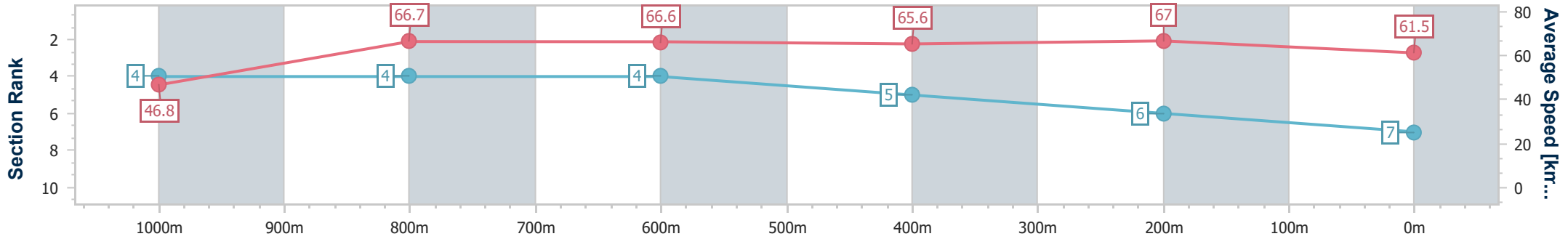
Race 9: Ladbrokes Cox Plate Raceday OPEN Handicap - 1110m

26 October 2024 - 16:38

Track Rating: Good 4, Weather: Fine, Rail Position: +0.5m Entire

BRISBANE RACING CLUB

Section	Overall	1000m	800m	600m	400m	200m
Section Times	1:03.78 [7] (0:08.42)	0:55.36 [4] (0:10.89)	0:44.47 [4] (0:10.93)	0:33.54 [4] (0:11.03)	0:22.51 [5] (0:10.81)	0:11.70 [6] (0:11.70)
Average Speed [km/h]	46.8	66.7	66.6	65.6	67.0	61.5
Top Speed [km/h]	64.8	68.1	68.1	67.0	68.2	64.8
Avg. Dist. to Rail [m]	7.3	2.3	2.0	1.5	2.1	3.9
Avg. Stride Freq. [Hz]	2.2	2.4	2.4	2.4	2.4	2.3
Avg. Stride Length [m]	5.8	7.8	7.8	7.7	7.6	7.3



- [] Ranking at each section and finish
- .-.- No data available at this section
- NA No data available



Horse/Jockey Name	Kavak
Final Rank	8
Fastest Section Time (Section)	0:08.64 (Overall)
Top Speed [km/h] (Section)	67.3 (400m)
Race State	Finished



Doomben QLD Professional



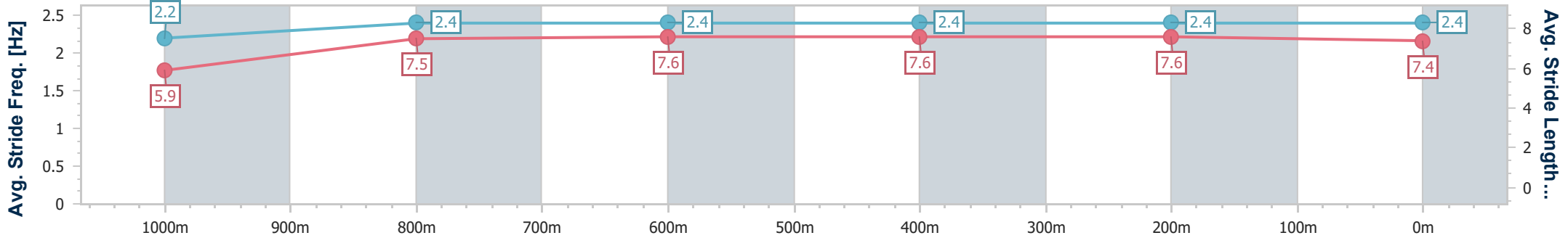
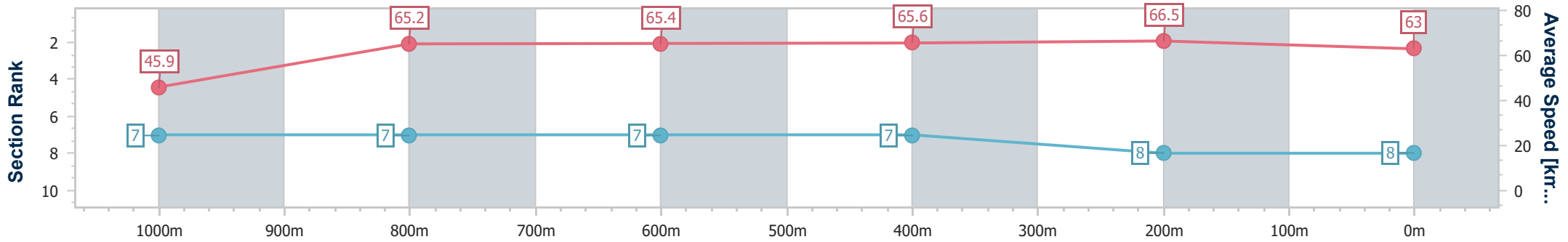
Race 9: Ladbrokes Cox Plate Raceday OPEN Handicap - 1110m

26 October 2024 - 16:38

Track Rating: Good 4, Weather: Fine, Rail Position: +0.5m Entire

BRISBANE RACING CLUB

Section	Overall	1000m	800m	600m	400m	200m
Section Times	1:03.78 [8] (0:08.64)	0:55.14 [7] (0:11.07)	0:44.07 [7] (0:10.96)	0:33.11 [7] (0:10.95)	0:22.16 [7] (0:10.73)	0:11.43 [8] (0:11.43)
Average Speed [km/h]	45.9	65.2	65.4	65.6	66.5	63.0
Top Speed [km/h]	64.1	66.1	66.6	67.0	67.3	67.1
Avg. Dist. to Rail [m]	1.8	0.2	0.4	1.2	1.7	0.3
Avg. Stride Freq. [Hz]	2.2	2.4	2.4	2.4	2.4	2.4
Avg. Stride Length [m]	5.9	7.5	7.6	7.6	7.6	7.4



- [] Ranking at each section and finish
- .-.-.- No data available at this section
- NA No data available



Horse/Jockey Name	Thelwell
Final Rank	9
Fastest Section Time (Section)	0:08.29 (Overall)
Top Speed [km/h] (Section)	68.7 (1000m)
Race State	Finished



Doomben QLD Professional



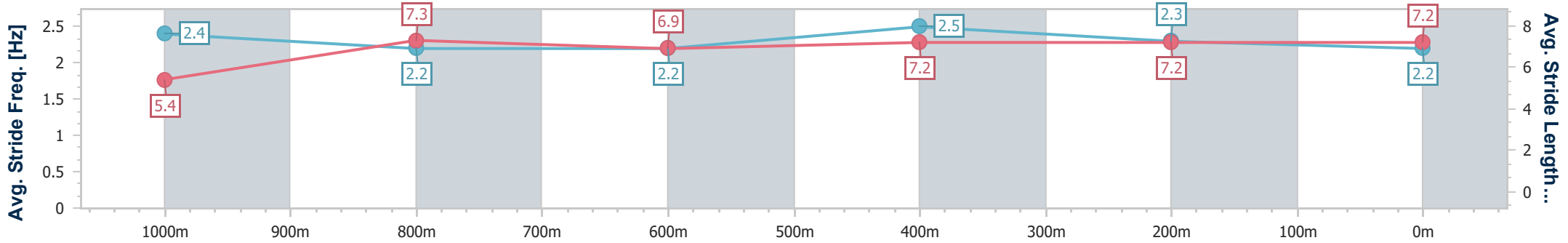
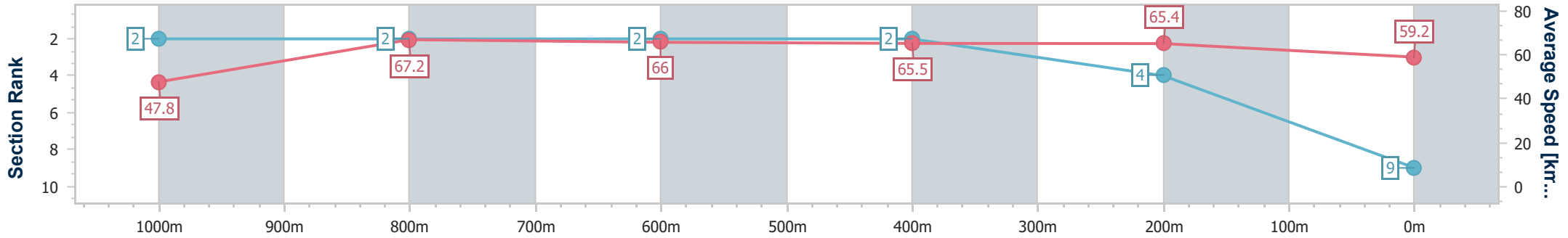
Race 9: Ladbrokes Cox Plate Raceday OPEN Handicap - 1110m

26 October 2024 - 16:38

Track Rating: Good 4, Weather: Fine, Rail Position: +0.5m Entire

BRISBANE RACING CLUB

Section	Overall	1000m	800m	600m	400m	200m
Section Times	1:04.14 [9] (0:08.29)	0:55.85 [2] (0:10.78)	0:45.07 [2] (0:11.03)	0:34.04 [2] (0:10.95)	0:23.09 [2] (0:10.92)	0:12.17 [4] (0:12.17)
Average Speed [km/h]	47.8	67.2	66.0	65.5	65.4	59.2
Top Speed [km/h]	64.5	68.7	68.0	66.6	66.8	65.1
Avg. Dist. to Rail [m]	4.1	1.8	1.6	1.1	2.4	0.4
Avg. Stride Freq. [Hz]	2.4	2.2	2.2	2.5	2.3	2.2
Avg. Stride Length [m]	5.4	7.3	6.9	7.2	7.2	7.2



- [] Ranking at each section and finish
- .-.- No data available at this section
- NA No data available



Doomben QLD Professional

Race 10: Ladbrokes Romantic Warrior 2023 BM85 Handicap - 1350m

26 October 2024 - 17:18



BRISBANE
RACING CLUB

Track Rating: Good 4, Weather: Fine, Rail Position: +0.5m Entire

Section												Last 600m	
Field Times		Overall	1200m	1000m	800m	600m	400m						0:34.05
		1:18.36 (0:10.94)	1:07.42 (0:10.92)	0:56.50 (0:11.10)	0:45.40 (0:11.35)	0:34.05 (0:11.24)	0:22.81 (0:11.01)						
Rank	TAB Horse/Jockey	Barrier	Top Speed [km/h]	Fastest Section									Distance Travelled [m]
1	9 BETTCHA THE CROWN Samantha Collett	8	67.8 400m	0:10.87 400m	1:18.36 [1] (0:11.51)	1:06.85 [9] (0:11.01)	0:55.84 [8] (0:11.12)	0:44.72 [7] (0:11.17)	0:33.55 [6] (0:11.28)	0:22.27 [5] (0:10.87)	0:33.55		
2	6 I AM ARTIE Kyle Wilson-Taylor	1	66.5 1200m	0:10.92 1200m	1:18.38 [2] (0:10.94)	1:07.44 [1] (0:10.92)	0:56.52 [1] (0:11.10)	0:45.42 [1] (0:11.35)	0:34.07 [1] (0:11.24)	0:22.83 [1] (0:11.01)	0:34.07 +4		
3	1 NED'S GULLY Cody Collis	5	67.0 400m	0:10.95 1200m	1:18.53 [3] (0:10.98)	1:07.55 [2] (0:10.95)	0:56.60 [2] (0:11.11)	0:45.49 [2] (0:11.32)	0:34.17 [2] (0:11.28)	0:22.89 [2] (0:10.97)	0:34.17 +7		
4	3 THE DROVER Nikita Beriman	2	67.1 1000m	0:10.96 1200m	1:18.67 [4] (0:11.28)	1:07.39 [6] (0:10.96)	0:56.43 [4] (0:11.05)	0:45.38 [3] (0:11.27)	0:34.11 [3] (0:11.29)	0:22.82 [3] (0:11.05)	0:34.11 +1		
5	7 PATTON Robbie Dolan	9	67.9 400m	0:10.72 400m	1:18.89 [5] (0:11.35)	1:07.54 [7] (0:11.34)	0:56.20 [9] (0:11.20)	0:45.00 [9] (0:11.27)	0:33.73 [9] (0:11.16)	0:22.57 [8] (0:10.72)	0:33.73 +1		
6	5 SHA OF GOMER Ryan Maloney	3	66.8 400m	0:11.03 400m	1:18.91 [6] (0:11.21)	1:07.70 [4] (0:11.05)	0:56.65 [5] (0:11.08)	0:45.57 [4] (0:11.31)	0:34.26 [4] (0:11.21)	0:23.05 [4] (0:11.03)	0:34.26 +7		
7	13 SUPER DUCK Justin Stanley	7	67.5 400m	0:10.95 400m	1:19.00 [7] (0:11.44)	1:07.56 [8] (0:11.07)	0:56.49 [7] (0:11.14)	0:45.35 [8] (0:11.42)	0:33.93 [8] (0:11.40)	0:22.53 [9] (0:10.95)	0:33.93 +7		
8	2 OUGHTON Les Tilley	6	67.1 400m	0:10.98 400m	1:19.00 [8] (0:11.14)	1:07.86 [3] (0:11.23)	0:56.63 [6] (0:11.16)	0:45.47 [6] (0:11.31)	0:34.16 [7] (0:11.42)	0:22.74 [7] (0:10.98)	0:34.16 +10		
9	4 BLAKMAX Angela Jones	4	67.5 1200m	0:10.98 1200m	1:19.33 [9] (0:11.23)	1:08.10 [5] (0:10.98)	0:57.12 [3] (0:11.21)	0:45.91 [5] (0:11.28)	0:34.63 [5] (0:11.45)	0:23.18 [6] (0:11.24)	0:34.63 +7		

Scratched: Navas Two (#10), Kadall (#12), Cacophonix (#11), Azzareach (#8)

[] Ranking at each section and finish
 -:-:- No data available at this section
 NA No data available

SCN Saddle cloth number
 DNF Did not finish
 DNT Did not track



Doomben QLD Professional

Race 10: Ladbrokes Romantic Warrior 2023 BM85 Handicap - 1350m

26 October 2024 - 17:18



BRISBANE
RACING CLUB

Track Rating: Good 4, Weather: Fine, Rail Position: +0.5m Entire

Section				200m				Last 600m		
Field Times				0:11.80 (0:11.80)				0:34.05		
Rank	TAB	Horse/Jockey	Barrier	Top Speed [km/h]	Fastest Section	Margin			Distance Travelled [m]	
1	9	BETTCHA THE CROWN Samantha Collett	8	67.8 400m	0:10.87 400m	0:11.40 [5] (0:11.40)	1:18.36		0:33.55	
2	6	I AM ARTIE Kyle Wilson-Taylor	1	66.5 1200m	0:10.92 1200m	0:11.82 [1] (0:11.82)	0.14L		0:34.07	+4
3	1	NED'S GULLY Cody Collis	5	67.0 400m	0:10.95 1200m	0:11.92 [2] (0:11.92)	1.01L		0:34.17	+7
4	3	THE DROVER Nikita Beriman	2	67.1 1000m	0:10.96 1200m	0:11.77 [4] (0:11.77)	1.81L		0:34.11	+1
5	7	PATTON Robbie Dolan	9	67.9 400m	0:10.72 400m	0:11.85 [6] (0:11.85)	3.11L		0:33.73	+1
6	5	SHA OF GOMER Ryan Maloney	3	66.8 400m	0:11.03 400m	0:12.02 [3] (0:12.02)	3.23L		0:34.26	+7
7	13	SUPER DUCK Justin Stanley	7	67.5 400m	0:10.95 400m	0:11.58 [9] (0:11.58)	3.75L		0:33.93	+7
8	2	OUGHTON Les Tilley	6	67.1 400m	0:10.98 400m	0:11.76 [7] (0:11.76)	3.77L		0:34.16	+10
9	4	BLAKMAX Angela Jones	4	67.5 1200m	0:10.98 1200m	0:11.94 [8] (0:11.94)	5.7L		0:34.63	+7

Scratched: Navas Two (#10), Kadall (#12), Cacophonix (#11), Azzareach (#8)



Horse/Jockey Name	Bettcha The Crown
Final Rank	1
Fastest Section Time (Section)	0:10.87 (400m)
Top Speed [km/h] (Section)	67.8 (400m)
Race State	Finished

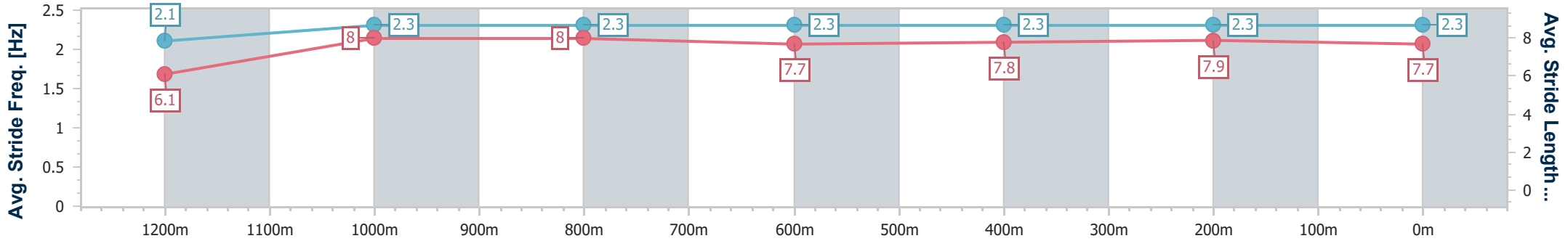
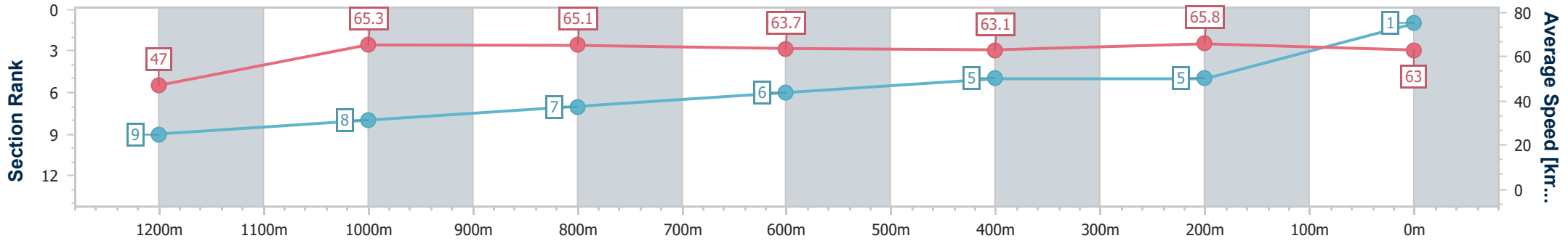


Doomben QLD Professional
Race 10: Ladbrokes Romantic Warrior 2023 BM85 Handicap - 1350m
 26 October 2024 - 17:18
 Track Rating: Good 4, Weather: Fine, Rail Position: +0.5m Entire



BRISBANE
RACING CLUB

Section	Overall	1200m	1000m	800m	600m	400m	200m
Section Times	1:18.36 [1] (0:11.51)	1:06.85 [9] (0:11.01)	0:55.84 [8] (0:11.12)	0:44.72 [7] (0:11.17)	0:33.55 [6] (0:11.28)	0:22.27 [5] (0:10.87)	0:11.40 [5] (0:11.40)
Average Speed [km/h]	47.0	65.3	65.1	63.7	63.1	65.8	63.0
Top Speed [km/h]	66.5	67.5	66.1	64.6	63.7	67.8	66.8
Avg. Dist. to Rail [m]	6.2	0.9	1.0	1.5	2.3	1.6	1.5
Avg. Stride Freq. [Hz]	2.1	2.3	2.3	2.3	2.3	2.3	2.3
Avg. Stride Length [m]	6.1	8.0	8.0	7.7	7.8	7.9	7.7



- [] Ranking at each section and finish
- .-.- No data available at this section
- NA No data available



Horse/Jockey Name	I Am Artie
Final Rank	2
Fastest Section Time (Section)	0:10.92 (1200m)
Top Speed [km/h] (Section)	66.5 (1200m)
Race State	Finished

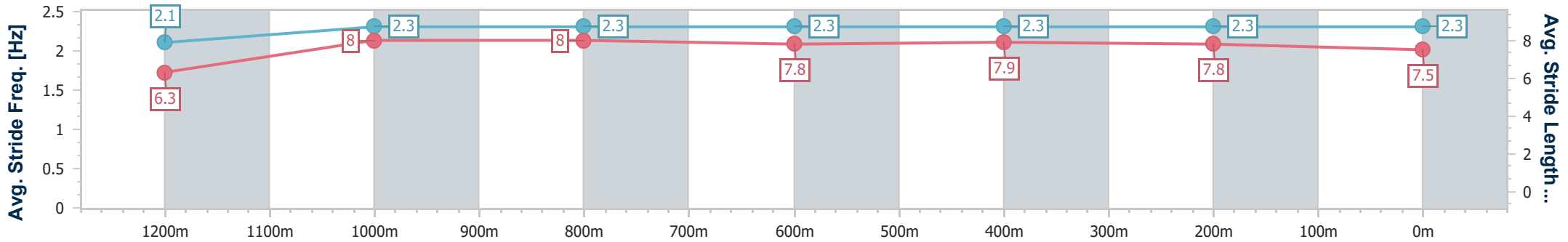
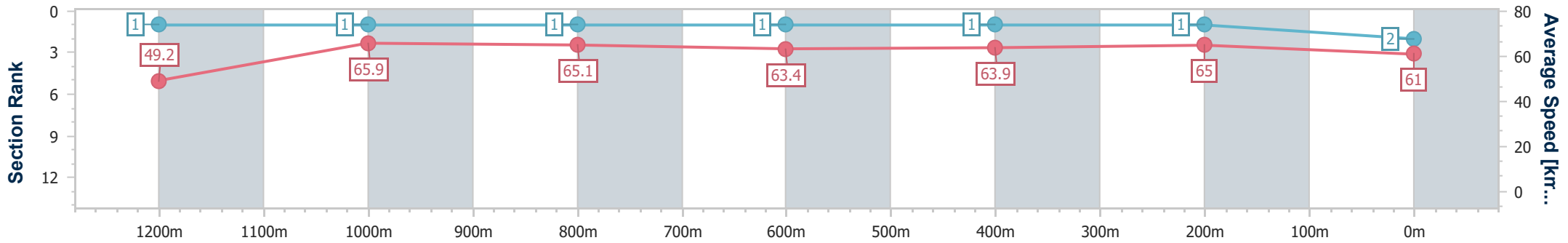


Doomben QLD Professional
Race 10: Ladbrokes Romantic Warrior 2023 BM85 Handicap - 1350m
 26 October 2024 - 17:18
 Track Rating: Good 4, Weather: Fine, Rail Position: +0.5m Entire



BRISBANE
RACING CLUB

Section	Overall	1200m	1000m	800m	600m	400m	200m
Section Times	1:18.38 [2] (0:10.94)	1:07.44 [1] (0:10.92)	0:56.52 [1] (0:11.10)	0:45.42 [1] (0:11.35)	0:34.07 [1] (0:11.24)	0:22.83 [1] (0:11.01)	0:11.82 [1] (0:11.82)
Average Speed [km/h]	49.2	65.9	65.1	63.4	63.9	65.0	61.0
Top Speed [km/h]	65.2	66.5	65.9	64.5	65.0	65.7	63.9
Avg. Dist. to Rail [m]	2.9	0.5	0.3	0.6	0.9	2.0	1.0
Avg. Stride Freq. [Hz]	2.1	2.3	2.3	2.3	2.3	2.3	2.3
Avg. Stride Length [m]	6.3	8.0	8.0	7.8	7.9	7.8	7.5



- [] Ranking at each section and finish
- .-.-.- No data available at this section
- NA No data available



Horse/Jockey Name	Ned's Gully
Final Rank	3
Fastest Section Time (Section)	0:10.95 (1200m)
Top Speed [km/h] (Section)	67.0 (400m)
Race State	Finished



Doomben QLD Professional
Race 10: Ladbrokes Romantic Warrior 2023 BM85 Handicap - 1350m

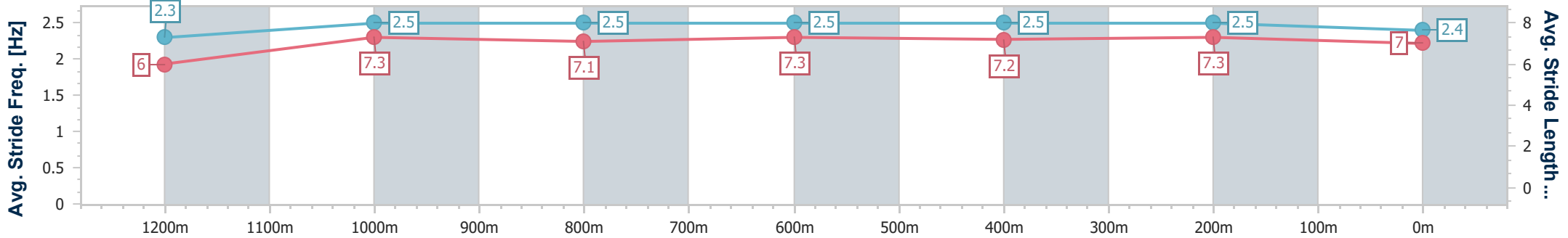
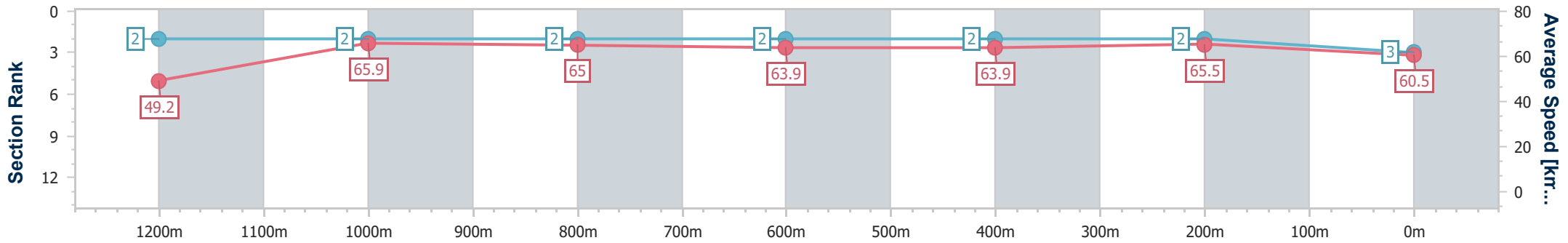
26 October 2024 - 17:18

Track Rating: Good 4, Weather: Fine, Rail Position: +0.5m Entire



BRISBANE
RACING CLUB

Section	Overall	1200m	1000m	800m	600m	400m	200m
Section Times	1:18.53 [3] (0:10.98)	1:07.55 [2] (0:10.95)	0:56.60 [2] (0:11.11)	0:45.49 [2] (0:11.32)	0:34.17 [2] (0:11.28)	0:22.89 [2] (0:10.97)	0:11.92 [2] (0:11.92)
Average Speed [km/h]	49.2	65.9	65.0	63.9	63.9	65.5	60.5
Top Speed [km/h]	63.8	66.4	66.0	64.9	65.0	67.0	64.9
Avg. Dist. to Rail [m]	6.2	2.3	1.4	0.8	0.7	0.4	0.7
Avg. Stride Freq. [Hz]	2.3	2.5	2.5	2.5	2.5	2.5	2.4
Avg. Stride Length [m]	6.0	7.3	7.1	7.3	7.2	7.3	7.0



- [] Ranking at each section and finish
- .-.- No data available at this section
- NA No data available



Horse/Jockey Name	The Drover
Final Rank	4
Fastest Section Time (Section)	0:10.96 (1200m)
Top Speed [km/h] (Section)	67.1 (1000m)
Race State	Finished

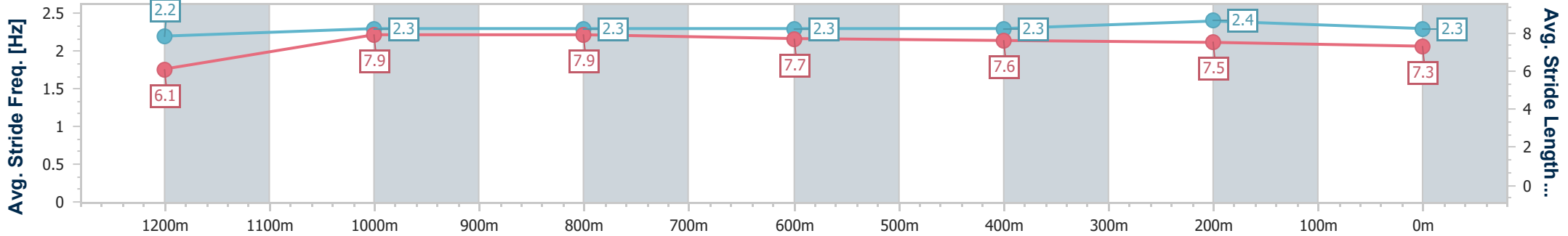
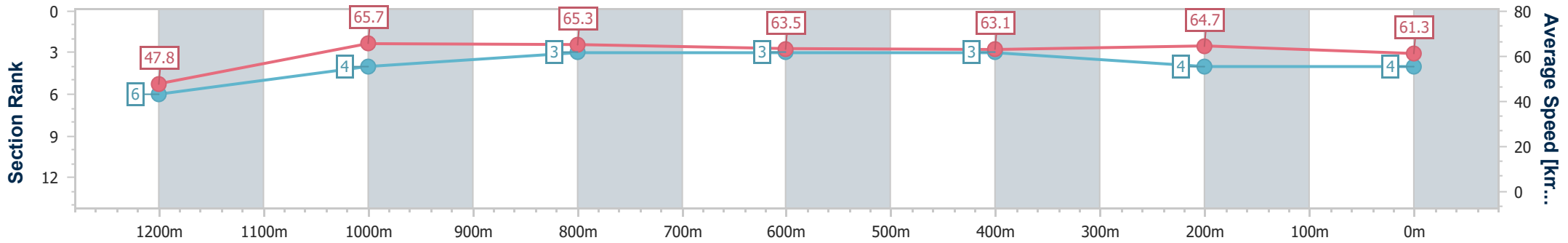


Doomben QLD Professional
Race 10: Ladbrokes Romantic Warrior 2023 BM85 Handicap - 1350m
 26 October 2024 - 17:18
 Track Rating: Good 4, Weather: Fine, Rail Position: +0.5m Entire



BRISBANE
RACING CLUB

Section	Overall	1200m	1000m	800m	600m	400m	200m
Section Times	1:18.67 [4] (0:11.28)	1:07.39 [6] (0:10.96)	0:56.43 [4] (0:11.05)	0:45.38 [3] (0:11.27)	0:34.11 [3] (0:11.29)	0:22.82 [3] (0:11.05)	0:11.77 [4] (0:11.77)
Average Speed [km/h]	47.8	65.7	65.3	63.5	63.1	64.7	61.3
Top Speed [km/h]	65.3	67.1	67.1	64.5	64.0	66.1	64.4
Avg. Dist. to Rail [m]	3.6	0.8	0.6	0.8	2.1	3.0	0.9
Avg. Stride Freq. [Hz]	2.2	2.3	2.3	2.3	2.3	2.4	2.3
Avg. Stride Length [m]	6.1	7.9	7.9	7.7	7.6	7.5	7.3



- [] Ranking at each section and finish
- .-.- No data available at this section
- NA No data available



Horse/Jockey Name	Patton
Final Rank	5
Fastest Section Time (Section)	0:10.72 (400m)
Top Speed [km/h] (Section)	67.9 (400m)
Race State	Finished

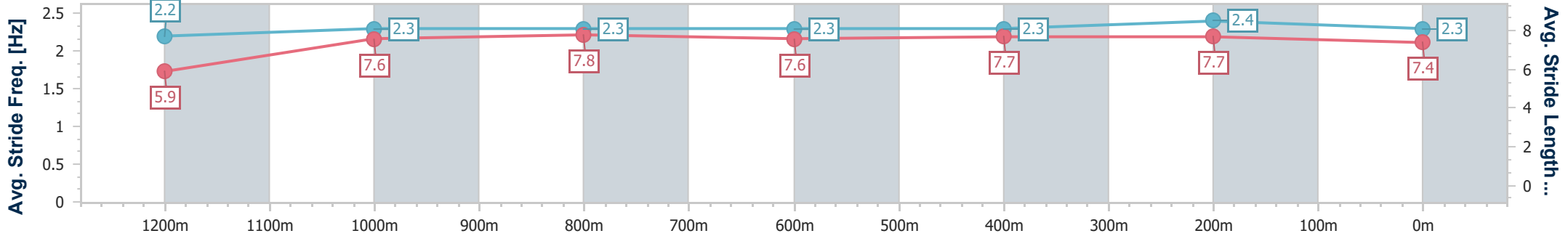
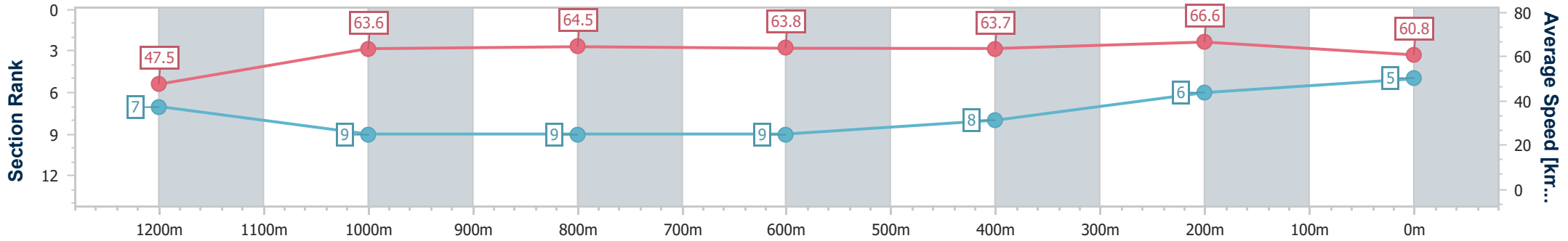


Doomben QLD Professional
Race 10: Ladbrokes Romantic Warrior 2023 BM85 Handicap - 1350m
 26 October 2024 - 17:18
 Track Rating: Good 4, Weather: Fine, Rail Position: +0.5m Entire



BRISBANE
RACING CLUB

Section	Overall	1200m	1000m	800m	600m	400m	200m
Section Times	1:18.89 [5] (0:11.35)	1:07.54 [7] (0:11.34)	0:56.20 [9] (0:11.20)	0:45.00 [9] (0:11.27)	0:33.73 [9] (0:11.16)	0:22.57 [8] (0:10.72)	0:11.85 [6] (0:11.85)
Average Speed [km/h]	47.5	63.6	64.5	63.8	63.7	66.6	60.8
Top Speed [km/h]	62.7	64.8	65.6	65.0	64.5	67.9	65.7
Avg. Dist. to Rail [m]	9.0	3.3	0.9	0.5	2.1	1.6	2.6
Avg. Stride Freq. [Hz]	2.2	2.3	2.3	2.3	2.3	2.4	2.3
Avg. Stride Length [m]	5.9	7.6	7.8	7.6	7.7	7.7	7.4



- [] Ranking at each section and finish
- .-.- No data available at this section
- NA No data available



Horse/Jockey Name	Sha Of Gomer
Final Rank	6
Fastest Section Time (Section)	0:11.03 (400m)
Top Speed [km/h] (Section)	66.8 (400m)
Race State	Finished

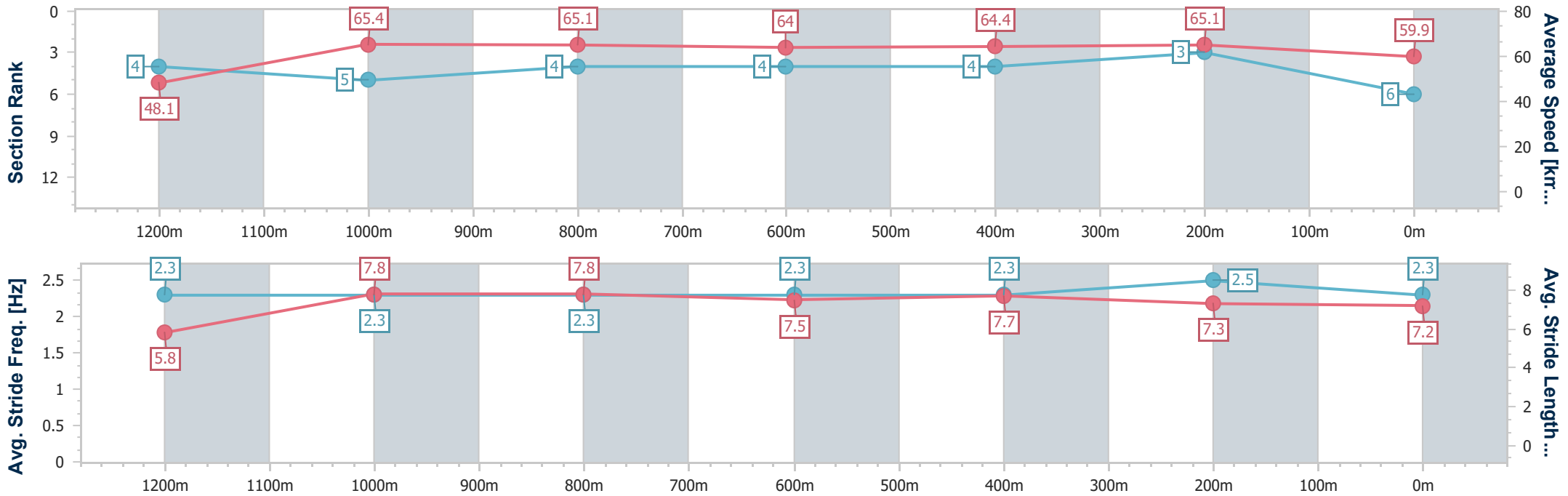


Doomben QLD Professional
Race 10: Ladbrokes Romantic Warrior 2023 BM85 Handicap - 1350m
 26 October 2024 - 17:18
 Track Rating: Good 4, Weather: Fine, Rail Position: +0.5m Entire



BRISBANE
RACING CLUB

Section	Overall	1200m	1000m	800m	600m	400m	200m
Section Times	1:18.91 [6] (0:11.21)	1:07.70 [4] (0:11.05)	0:56.65 [5] (0:11.08)	0:45.57 [4] (0:11.31)	0:34.26 [4] (0:11.21)	0:23.05 [4] (0:11.03)	0:12.02 [3] (0:12.02)
Average Speed [km/h]	48.1	65.4	65.1	64.0	64.4	65.1	59.9
Top Speed [km/h]	64.6	66.6	66.6	65.5	64.9	66.8	64.7
Avg. Dist. to Rail [m]	4.5	1.6	1.6	1.3	0.5	1.2	2.1
Avg. Stride Freq. [Hz]	2.3	2.3	2.3	2.3	2.3	2.5	2.3
Avg. Stride Length [m]	5.8	7.8	7.8	7.5	7.7	7.3	7.2



- [] Ranking at each section and finish
- .-.- No data available at this section
- NA No data available



Horse/Jockey Name	Super Duck
Final Rank	7
Fastest Section Time (Section)	0:10.95 (400m)
Top Speed [km/h] (Section)	67.5 (400m)
Race State	Finished

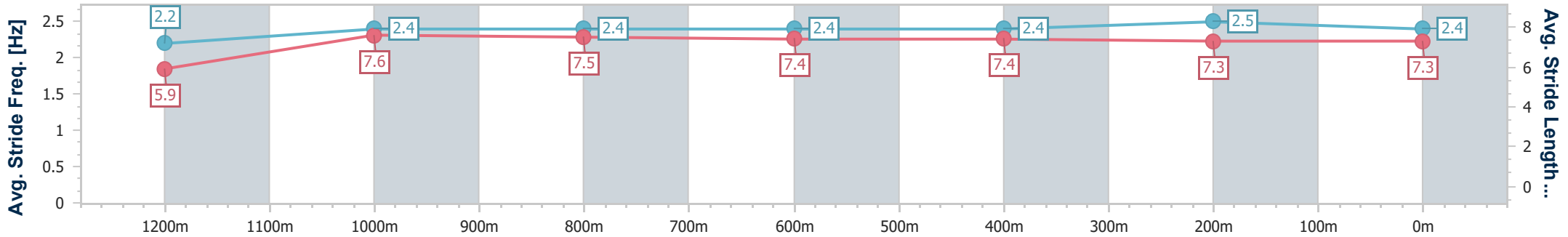
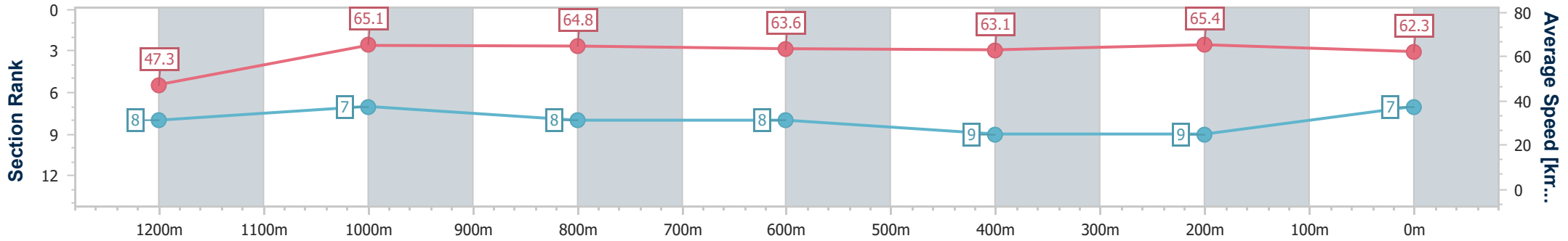


Doomben QLD Professional
Race 10: Ladbrokes Romantic Warrior 2023 BM85 Handicap - 1350m
 26 October 2024 - 17:18
 Track Rating: Good 4, Weather: Fine, Rail Position: +0.5m Entire



BRISBANE
RACING CLUB

Section	Overall	1200m	1000m	800m	600m	400m	200m
Section Times	1:19.00 [7] (0:11.44)	1:07.56 [8] (0:11.07)	0:56.49 [7] (0:11.14)	0:45.35 [8] (0:11.42)	0:33.93 [8] (0:11.40)	0:22.53 [9] (0:10.95)	0:11.58 [9] (0:11.58)
Average Speed [km/h]	47.3	65.1	64.8	63.6	63.1	65.4	62.3
Top Speed [km/h]	64.6	67.4	66.9	64.6	64.3	67.5	65.7
Avg. Dist. to Rail [m]	6.5	1.6	1.6	1.2	0.6	1.0	0.8
Avg. Stride Freq. [Hz]	2.2	2.4	2.4	2.4	2.4	2.5	2.4
Avg. Stride Length [m]	5.9	7.6	7.5	7.4	7.4	7.3	7.3



- [] Ranking at each section and finish
- .-.- No data available at this section
- NA No data available



Horse/Jockey Name	Oughton
Final Rank	8
Fastest Section Time (Section)	0:10.98 (400m)
Top Speed [km/h] (Section)	67.1 (400m)
Race State	Finished

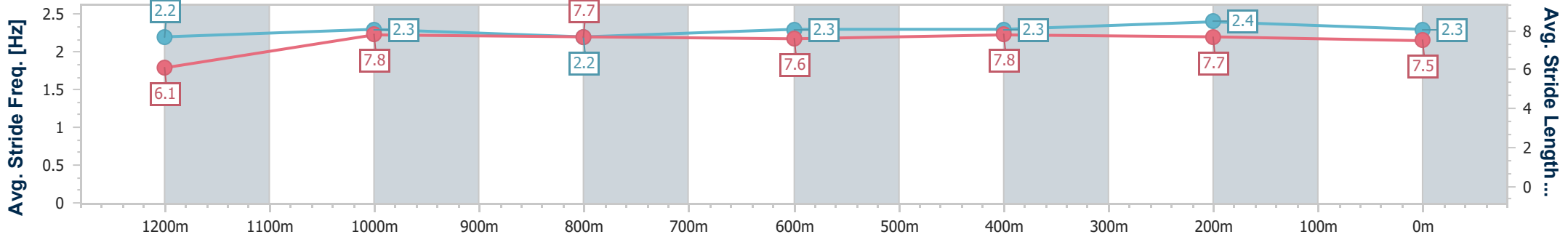
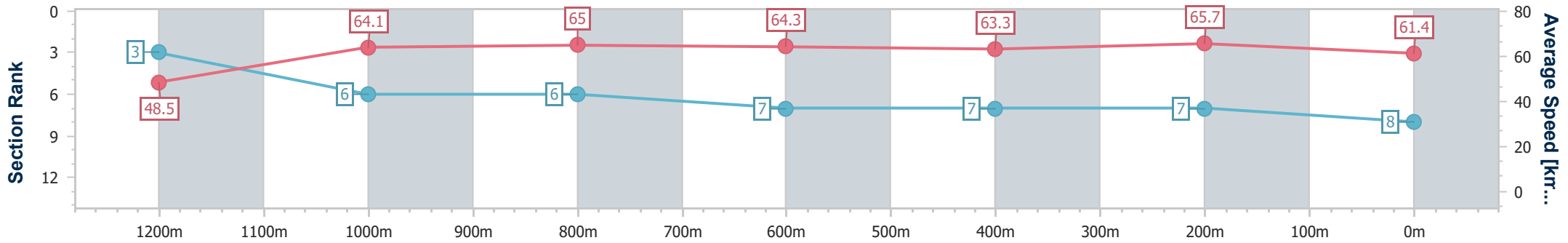


Doomben QLD Professional
Race 10: Ladbrokes Romantic Warrior 2023 BM85 Handicap - 1350m
 26 October 2024 - 17:18
 Track Rating: Good 4, Weather: Fine, Rail Position: +0.5m Entire



BRISBANE
RACING CLUB

Section	Overall	1200m	1000m	800m	600m	400m	200m
Section Times	1:19.00 [8] (0:11.14)	1:07.86 [3] (0:11.23)	0:56.63 [6] (0:11.16)	0:45.47 [6] (0:11.31)	0:34.16 [7] (0:11.42)	0:22.74 [7] (0:10.98)	0:11.76 [7] (0:11.76)
Average Speed [km/h]	48.5	64.1	65.0	64.3	63.3	65.7	61.4
Top Speed [km/h]	62.6	66.3	66.4	65.1	66.5	67.1	63.9
Avg. Dist. to Rail [m]	6.8	3.1	2.2	1.9	1.3	1.2	2.3
Avg. Stride Freq. [Hz]	2.2	2.3	2.2	2.3	2.3	2.4	2.3
Avg. Stride Length [m]	6.1	7.8	7.7	7.6	7.8	7.7	7.5



- [] Ranking at each section and finish
- .-.- No data available at this section
- NA No data available



Horse/Jockey Name	Blakmax
Final Rank	9
Fastest Section Time (Section)	0:10.98 (1200m)
Top Speed [km/h] (Section)	67.5 (1200m)
Race State	Finished

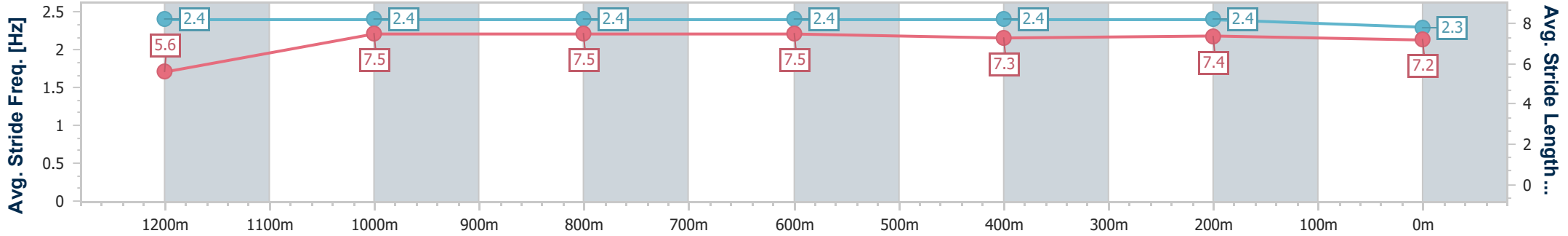
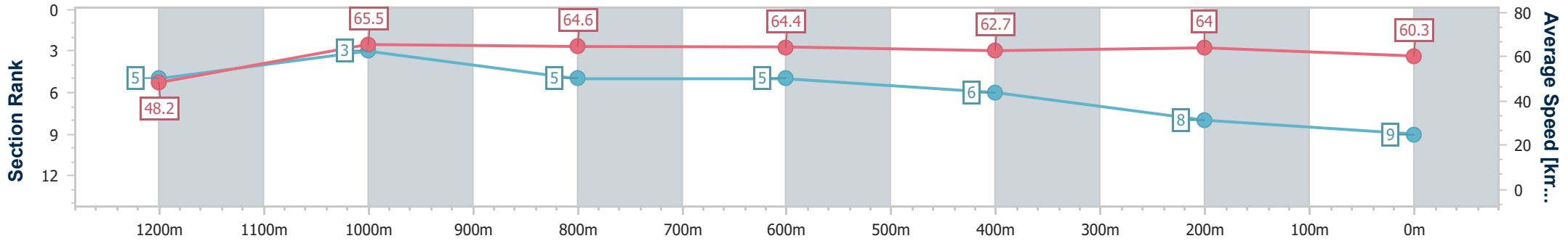


Doomben QLD Professional
Race 10: Ladbrokes Romantic Warrior 2023 BM85 Handicap - 1350m
 26 October 2024 - 17:18
 Track Rating: Good 4, Weather: Fine, Rail Position: +0.5m Entire



BRISBANE
RACING CLUB

Section	Overall	1200m	1000m	800m	600m	400m	200m
Section Times	1:19.33 [9] (0:11.23)	1:08.10 [5] (0:10.98)	0:57.12 [3] (0:11.21)	0:45.91 [5] (0:11.28)	0:34.63 [5] (0:11.45)	0:23.18 [6] (0:11.24)	0:11.94 [8] (0:11.94)
Average Speed [km/h]	48.2	65.5	64.6	64.4	62.7	64.0	60.3
Top Speed [km/h]	63.7	67.5	66.5	65.2	64.3	65.0	63.2
Avg. Dist. to Rail [m]	5.5	2.8	3.2	0.9	0.6	0.8	1.4
Avg. Stride Freq. [Hz]	2.4	2.4	2.4	2.4	2.4	2.4	2.3
Avg. Stride Length [m]	5.6	7.5	7.5	7.5	7.3	7.4	7.2



- [] Ranking at each section and finish
- .-.- No data available at this section
- NA No data available