



# Doomben QLD Professional

## Race 1: Empire of Japan QTIS Three-Years-Old Maiden Plate - 1350m

30 October 2024 - 13:34



BRISBANE  
RACING CLUB

Track Rating: Soft 5, Weather: Fine, Rail Position: +6m Entire

Section							Overall	1200m	1000m	800m	600m	400m	Last 600m
Field Times							1:19.71 (0:10.97)	1:08.74 (0:10.59)	0:58.15 (0:10.70)	0:47.45 (0:11.51)	0:35.94 (0:11.64)	0:24.30 (0:11.80)	0:35.94
Rank	TAB	Horse/Jockey	Barrier	Top Speed [km/h]	Fastest Section								Distance Travelled [m]
1	6	<b>DIVINE DIAMONDS</b> Tahlia Fenlon	5	70.4 1000m	0:10.58 1200m	1:19.71 [1] (0:10.97)	1:08.74 [2] (0:10.58)	0:58.15 [1] (0:10.70)	0:47.45 [1] (0:11.51)	0:35.94 [1] (0:11.64)	0:24.30 [1] (0:11.80)	0:35.94	
2	10	<b>PHILIA</b> Ron Stewart	7	69.5 1200m	0:10.60 1200m	1:19.75 [2] (0:10.97)	1:08.78 [1] (0:10.60)	0:58.17 [2] (0:10.84)	0:47.33 [2] (0:11.53)	0:35.80 [2] (0:11.64)	0:24.16 [2] (0:11.81)	0:35.80	+3
3	8	<b>KETTLEBELL</b> Dale Smith	3	68.5 1200m	0:10.67 1200m	1:20.17 [3] (0:11.00)	1:09.17 [4] (0:10.67)	0:58.50 [4] (0:10.85)	0:47.65 [3] (0:11.58)	0:36.07 [3] (0:11.54)	0:24.53 [3] (0:11.82)	0:36.07	+0
4	1	<b>LOCH AWE</b> Luke Dempsey	4	68.9 1200m	0:10.67 1200m	1:20.24 [4] (0:10.98)	1:09.26 [3] (0:10.67)	0:58.59 [3] (0:11.01)	0:47.58 [4] (0:11.67)	0:35.91 [4] (0:11.56)	0:24.35 [4] (0:11.74)	0:35.91	+5
5	4	<b>WOWZINO</b> Noel Callow	6	69.1 1000m	0:10.66 1200m	1:20.32 [5] (0:11.41)	1:08.91 [7] (0:10.66)	0:58.25 [6] (0:10.79)	0:47.46 [6] (0:11.62)	0:35.84 [6] (0:11.76)	0:24.08 [6] (0:11.55)	0:35.84	+7
6	5	<b>CUBANS CROWN</b> Cejay Graham	2	68.1 1000m	0:10.91 1000m	1:20.48 [6] (0:11.30)	1:09.18 [6] (0:11.04)	0:58.14 [7] (0:10.91)	0:47.23 [7] (0:11.38)	0:35.85 [7] (0:11.67)	0:24.18 [7] (0:11.57)	0:35.85	-1
7	9	<b>LADY NIKSTER</b> Mark Du Plessis	1	68.6 1200m	0:10.74 1000m	1:20.96 [7] (0:11.08)	1:09.88 [5] (0:10.93)	0:58.95 [5] (0:10.74)	0:48.21 [5] (0:11.65)	0:36.56 [5] (0:11.59)	0:24.97 [5] (0:11.84)	0:36.56	+1

Scratched: Rum Runner (#2), Runaway Tycoon (#3), Here's To Power (#7)



# Doomben QLD Professional

## Race 1: Empire of Japan QTIS Three-Years-Old Maiden Plate - 1350m

30 October 2024 - 13:34



BRISBANE  
RACING CLUB

Track Rating: Soft 5, Weather: Fine, Rail Position: +6m Entire

Section				200m				Last 600m	
Field Times				0:12.50 (0:12.50)				0:35.94	
Rank	TAB Horse/Jockey	Barrier	Top Speed [km/h]	Fastest Section	Margin				Distance Travelled [m]
1	6 <b>DIVINE DIAMONDS</b> Tahlia Fenlon	5	70.4 1000m	0:10.58 1200m	0:12.50 [1] (0:12.50)	1:19.71		0:35.94	
2	10 <b>PHILIA</b> Ron Stewart	7	69.5 1200m	0:10.60 1200m	0:12.35 [2] (0:12.35)	0.2L		0:35.80	+3
3	8 <b>KETTLEBELL</b> Dale Smith	3	68.5 1200m	0:10.67 1200m	0:12.71 [3] (0:12.71)	2.68L		0:36.07	+0
4	1 <b>LOCH AWE</b> Luke Dempsey	4	68.9 1200m	0:10.67 1200m	0:12.61 [4] (0:12.61)	3.13L		0:35.91	+5
5	4 <b>WOWZINO</b> Noel Callow	6	69.1 1000m	0:10.66 1200m	0:12.53 [5] (0:12.53)	3.56L		0:35.84	+7
6	5 <b>CUBANS CROWN</b> Cejay Graham	2	68.1 1000m	0:10.91 1000m	0:12.61 [7] (0:12.61)	4.52L		0:35.85	-1
7	9 <b>LADY NIKSTER</b> Mark Du Plessis	1	68.6 1200m	0:10.74 1000m	0:13.13 [6] (0:13.13)	7.35L		0:36.56	+1

Scratched: Rum Runner (#2), Runaway Tycoon (#3), Here's To Power (#7)

[ ] Ranking at each section and finish  
 -:-:- No data available at this section  
 NA No data available

SCN Saddle cloth number  
 DNF Did not finish  
 DNT Did not track



Horse/Jockey Name	Divine Diamonds
Final Rank	1
Fastest Section Time (Section)	0:10.58 (1200m)
Top Speed [km/h] (Section)	70.4 (1000m)
Race State	Finished



**Doomben QLD Professional**  
**Race 1: Empire of Japan QTIS Three-Years-Old Maiden Plate - 1350m**

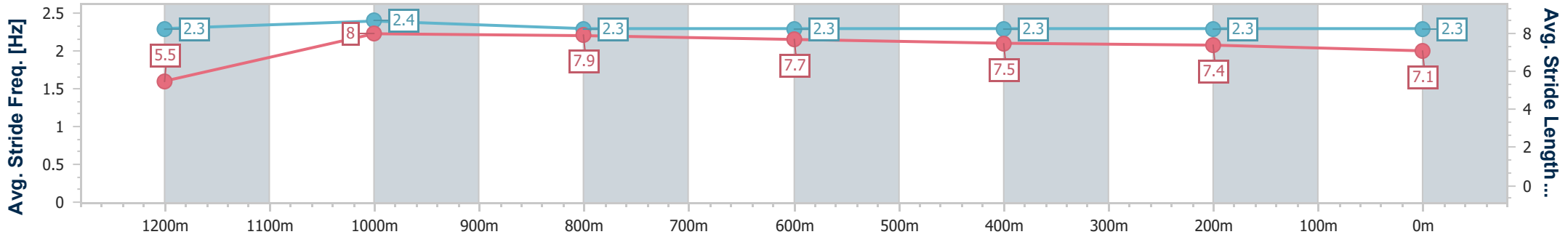
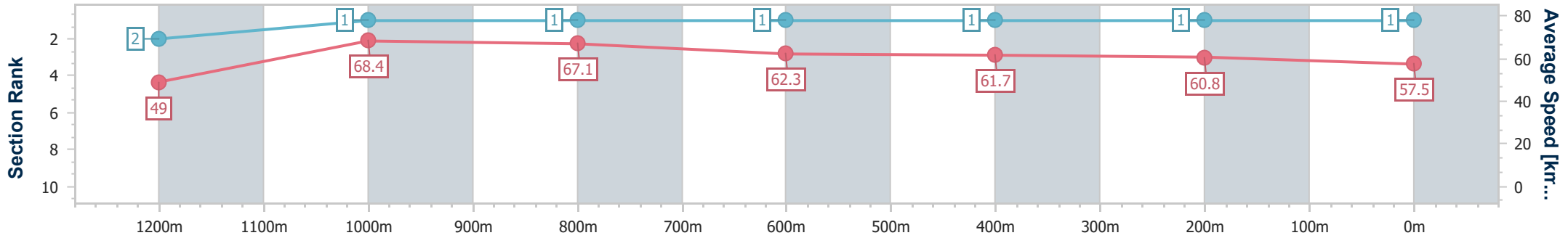


30 October 2024 - 13:34

BRISBANE  
RACING CLUB

Track Rating: Soft 5, Weather: Fine, Rail Position: +6m Entire

Section	Overall	1200m	1000m	800m	600m	400m	200m
Section Times	1:19.71 [1] (0:10.97)	1:08.74 [2] (0:10.58)	0:58.15 [1] (0:10.70)	0:47.45 [1] (0:11.51)	0:35.94 [1] (0:11.64)	0:24.30 [1] (0:11.80)	0:12.50 [1] (0:12.50)
Average Speed [km/h]	49.0	68.4	67.1	62.3	61.7	60.8	57.5
Top Speed [km/h]	66.6	69.5	70.4	64.1	63.4	62.1	60.0
Avg. Dist. to Rail [m]	6.2	1.5	0.5	0.5	0.7	1.7	1.1
Avg. Stride Freq. [Hz]	2.3	2.4	2.3	2.3	2.3	2.3	2.3
Avg. Stride Length [m]	5.5	8.0	7.9	7.7	7.5	7.4	7.1



- [ ] Ranking at each section and finish
- .-.- No data available at this section
- NA No data available



Horse/Jockey Name	Philia
Final Rank	2
Fastest Section Time (Section)	0:10.60 (1200m)
Top Speed [km/h] (Section)	69.5 (1200m)
Race State	Finished



**Doomben QLD Professional**  
**Race 1: Empire of Japan QTIS Three-Years-Old Maiden Plate - 1350m**

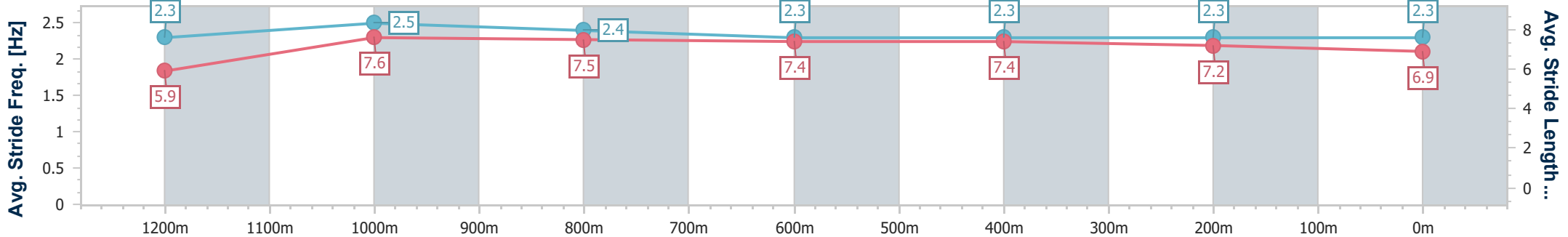
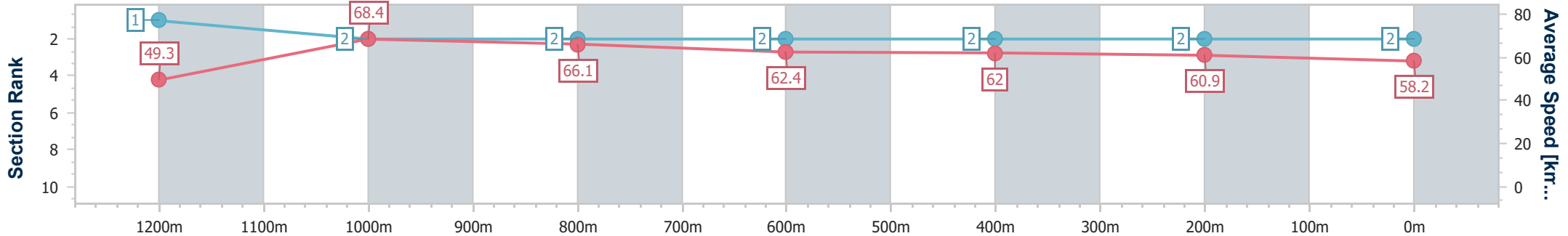


30 October 2024 - 13:34

BRISBANE RACING CLUB

Track Rating: Soft 5, Weather: Fine, Rail Position: +6m Entire

Section	Overall	1200m	1000m	800m	600m	400m	200m
Section Times	1:19.75 [2] (0:10.97)	1:08.78 [1] (0:10.60)	0:58.17 [2] (0:10.84)	0:47.33 [2] (0:11.53)	0:35.80 [2] (0:11.64)	0:24.16 [2] (0:11.81)	0:12.35 [2] (0:12.35)
Average Speed [km/h]	49.3	68.4	66.1	62.4	62.0	60.9	58.2
Top Speed [km/h]	67.2	69.5	69.4	64.9	63.2	61.8	60.1
Avg. Dist. to Rail [m]	8.2	3.9	1.0	0.2	0.3	0.3	1.4
Avg. Stride Freq. [Hz]	2.3	2.5	2.4	2.3	2.3	2.3	2.3
Avg. Stride Length [m]	5.9	7.6	7.5	7.4	7.4	7.2	6.9



- [ ] Ranking at each section and finish
- .-.- No data available at this section
- NA No data available



Horse/Jockey Name	Kettlebell
Final Rank	3
Fastest Section Time (Section)	0:10.67 (1200m)
Top Speed [km/h] (Section)	68.5 (1200m)
Race State	Finished



**Doomben QLD Professional**  
**Race 1: Empire of Japan QTIS Three-Years-Old Maiden Plate - 1350m**

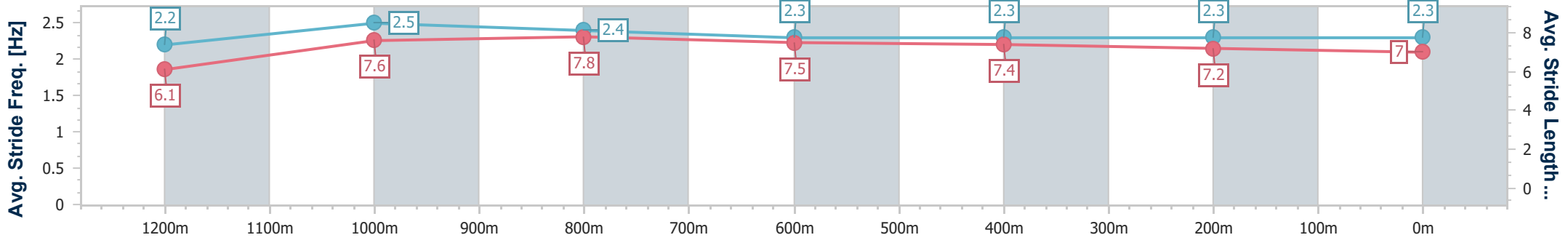
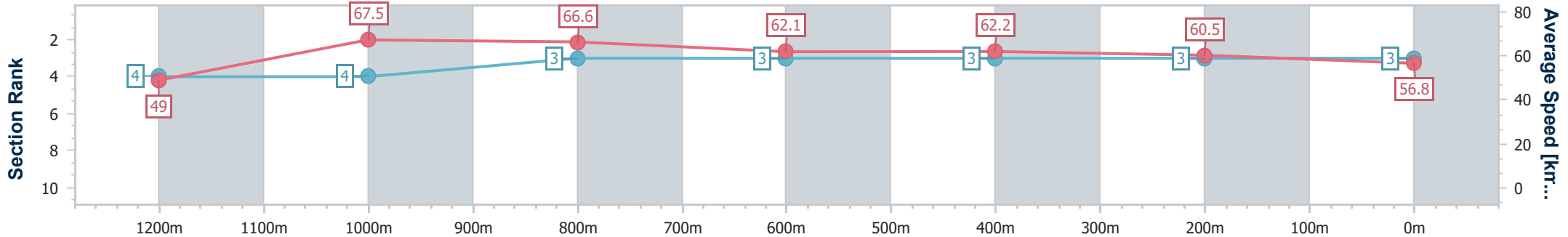


30 October 2024 - 13:34

BRISBANE RACING CLUB

Track Rating: Soft 5, Weather: Fine, Rail Position: +6m Entire

Section	Overall	1200m	1000m	800m	600m	400m	200m
Section Times	1:20.17 [3] (0:11.00)	1:09.17 [4] (0:10.67)	0:58.50 [4] (0:10.85)	0:47.65 [3] (0:11.58)	0:36.07 [3] (0:11.54)	0:24.53 [3] (0:11.82)	0:12.71 [3] (0:12.71)
Average Speed [km/h]	49.0	67.5	66.6	62.1	62.2	60.5	56.8
Top Speed [km/h]	66.6	68.5	68.2	64.4	63.2	61.3	59.0
Avg. Dist. to Rail [m]	3.8	1.3	0.6	0.3	1.0	1.3	1.0
Avg. Stride Freq. [Hz]	2.2	2.5	2.4	2.3	2.3	2.3	2.3
Avg. Stride Length [m]	6.1	7.6	7.8	7.5	7.4	7.2	7.0



- [ ] Ranking at each section and finish
- .-.- No data available at this section
- NA No data available



Horse/Jockey Name	Loch Awe
Final Rank	4
Fastest Section Time (Section)	0:10.67 (1200m)
Top Speed [km/h] (Section)	68.9 (1200m)
Race State	Finished



**Doomben QLD Professional**  
**Race 1: Empire of Japan QTIS Three-Years-Old Maiden Plate - 1350m**

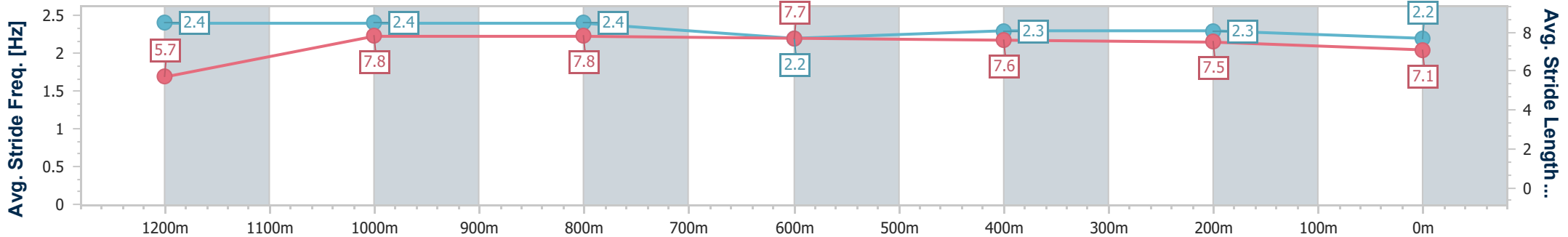
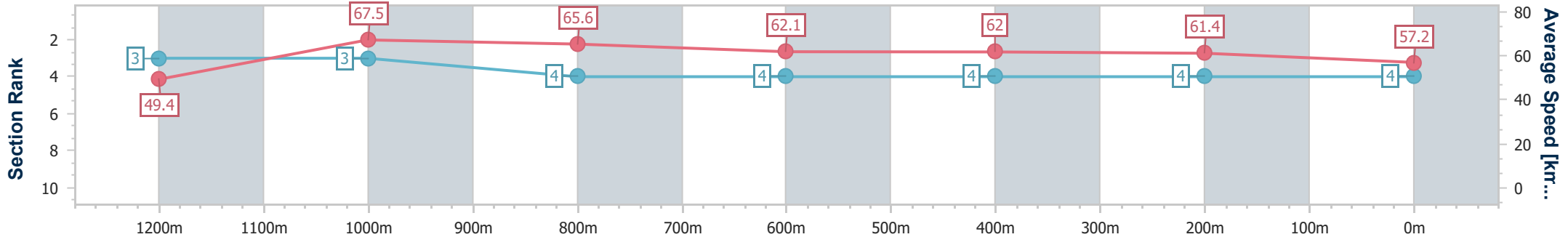


30 October 2024 - 13:34

BRISBANE  
RACING CLUB

Track Rating: Soft 5, Weather: Fine, Rail Position: +6m Entire

Section	Overall	1200m	1000m	800m	600m	400m	200m
Section Times	1:20.24 [4] (0:10.98)	1:09.26 [3] (0:10.67)	0:58.59 [3] (0:11.01)	0:47.58 [4] (0:11.67)	0:35.91 [4] (0:11.56)	0:24.35 [4] (0:11.74)	0:12.61 [4] (0:12.61)
Average Speed [km/h]	49.4	67.5	65.6	62.1	62.0	61.4	57.2
Top Speed [km/h]	65.9	68.9	67.2	63.3	63.1	63.0	59.5
Avg. Dist. to Rail [m]	5.6	2.8	2.1	0.5	0.2	1.6	2.4
Avg. Stride Freq. [Hz]	2.4	2.4	2.4	2.2	2.3	2.3	2.2
Avg. Stride Length [m]	5.7	7.8	7.8	7.7	7.6	7.5	7.1



- [ ] Ranking at each section and finish
- .-.- No data available at this section
- NA No data available



Horse/Jockey Name	Wowzino
Final Rank	5
Fastest Section Time (Section)	0:10.66 (1200m)
Top Speed [km/h] (Section)	69.1 (1000m)
Race State	Finished



**Doomben QLD Professional**  
**Race 1: Empire of Japan QTIS Three-Years-Old Maiden Plate - 1350m**

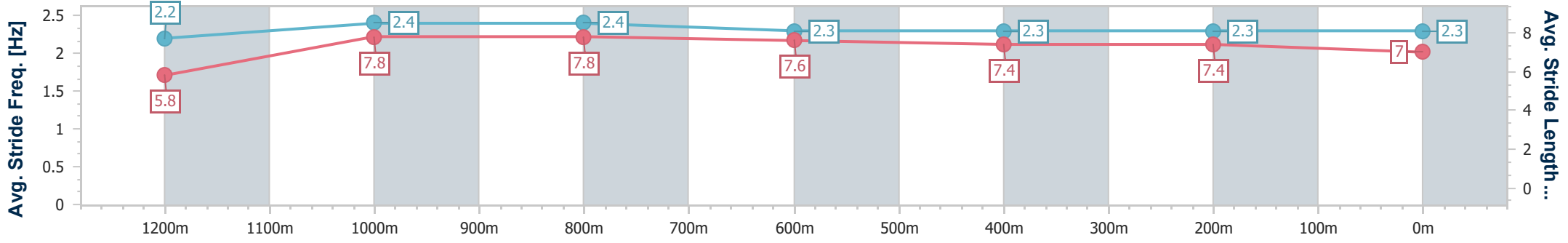
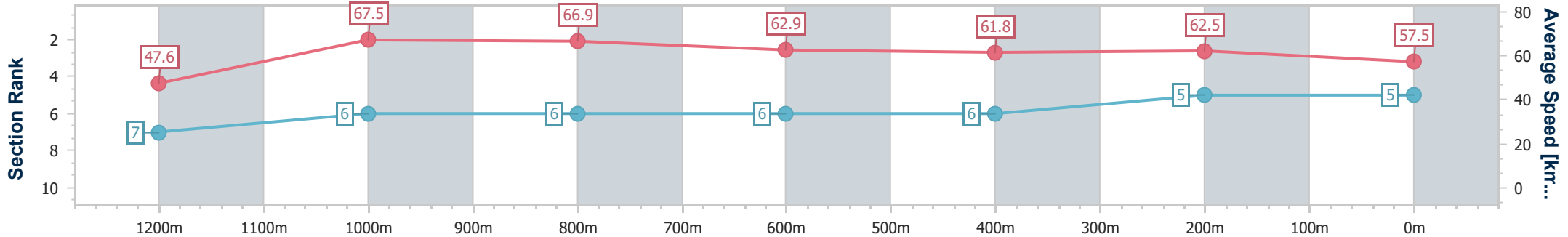


30 October 2024 - 13:34

BRISBANE  
RACING CLUB

Track Rating: Soft 5, Weather: Fine, Rail Position: +6m Entire

Section	Overall	1200m	1000m	800m	600m	400m	200m							
Section Times	1:20.32 [5] (0:11.41)	1:08.91 [7] (0:10.66)	0:58.25 [6] (0:10.79)	0:47.46 [6] (0:11.62)	0:35.84 [6] (0:11.76)	0:24.08 [6] (0:11.55)	0:12.53 [5]							
Average Speed [km/h]	47.6	67.5	66.9	62.9	61.8	62.5	57.5							
Top Speed [km/h]	64.5	68.6	69.1	65.1	62.8	63.6	60.5							
Avg. Dist. to Rail [m]	5.8	1.5	1.5	2.3	1.9	2.7	5.3							
Avg. Stride Freq. [Hz]	2.2	2.4	2.4	2.3	2.3	2.3	2.3							
Avg. Stride Length [m]	5.8	7.8	7.8	7.6	7.4	7.4	7.0							



- [ ] Ranking at each section and finish
- .-.- No data available at this section
- NA No data available



Horse/Jockey Name	Cubans Crown
Final Rank	6
Fastest Section Time (Section)	0:10.91 (1000m)
Top Speed [km/h] (Section)	68.1 (1000m)
Race State	Finished



**Doomben QLD Professional**  
**Race 1: Empire of Japan QTIS Three-Years-Old Maiden Plate - 1350m**

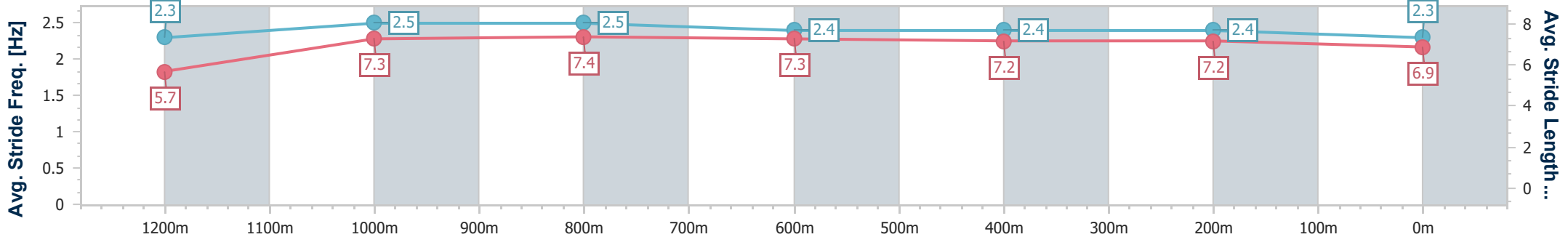
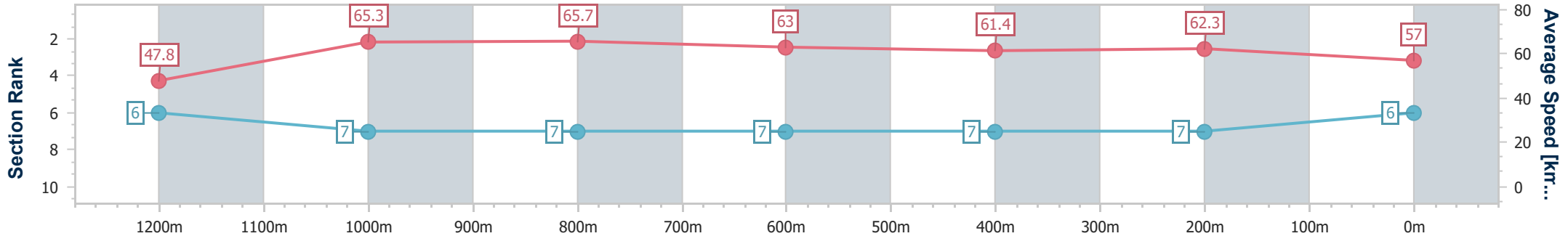


30 October 2024 - 13:34

BRISBANE  
RACING CLUB

Track Rating: Soft 5, Weather: Fine, Rail Position: +6m Entire

Section	Overall	1200m	1000m	800m	600m	400m	200m
Section Times	1:20.48 [6] (0:11.30)	1:09.18 [6] (0:11.04)	0:58.14 [7] (0:10.91)	0:47.23 [7] (0:11.38)	0:35.85 [7] (0:11.67)	0:24.18 [7] (0:11.57)	0:12.61 [7] (0:12.61)
Average Speed [km/h]	47.8	65.3	65.7	63.0	61.4	62.3	57.0
Top Speed [km/h]	64.2	67.4	68.1	66.5	62.6	63.0	60.2
Avg. Dist. to Rail [m]	2.7	0.4	1.0	1.0	0.3	1.2	2.6
Avg. Stride Freq. [Hz]	2.3	2.5	2.5	2.4	2.4	2.4	2.3
Avg. Stride Length [m]	5.7	7.3	7.4	7.3	7.2	7.2	6.9



- [ ] Ranking at each section and finish
- .-.- No data available at this section
- NA No data available





Horse/Jockey Name	Lady Nikster
Final Rank	7
Fastest Section Time (Section)	0:10.74 (1000m)
Top Speed [km/h] (Section)	68.6 (1200m)
Race State	Finished



**Doomben QLD Professional**  
**Race 1: Empire of Japan QTIS Three-Years-Old Maiden Plate - 1350m**

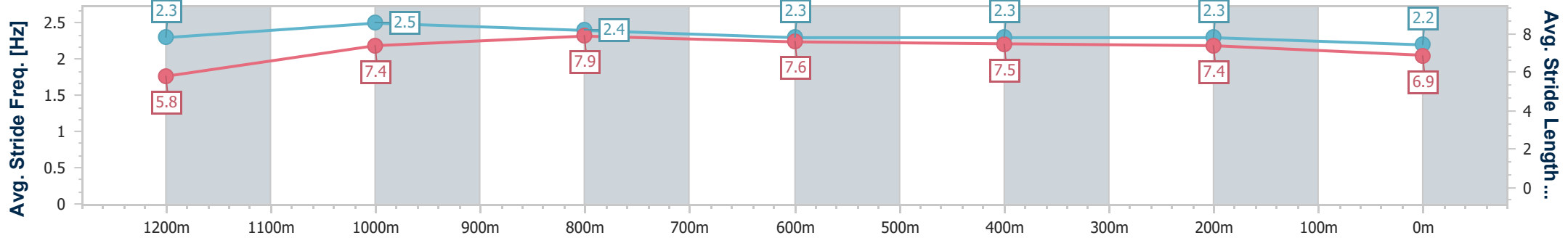
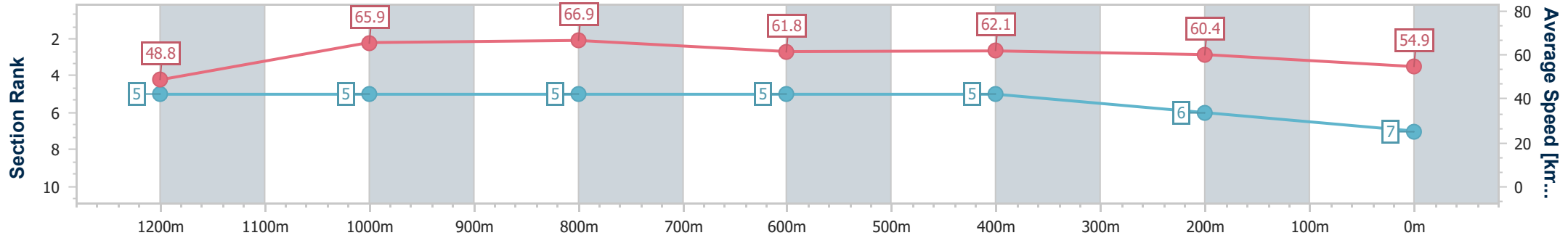


30 October 2024 - 13:34

BRISBANE  
RACING CLUB

Track Rating: Soft 5, Weather: Fine, Rail Position: +6m Entire

Section	Overall	1200m	1000m	800m	600m	400m	200m
Section Times	1:20.96 [7] (0:11.08)	1:09.88 [5] (0:10.93)	0:58.95 [5] (0:10.74)	0:48.21 [5] (0:11.65)	0:36.56 [5] (0:11.59)	0:24.97 [5] (0:11.84)	0:13.13 [6] (0:13.13)
Average Speed [km/h]	48.8	65.9	66.9	61.8	62.1	60.4	54.9
Top Speed [km/h]	66.9	68.6	68.5	65.1	63.2	61.7	59.0
Avg. Dist. to Rail [m]	1.4	0.7	0.4	0.3	0.5	1.0	0.6
Avg. Stride Freq. [Hz]	2.3	2.5	2.4	2.3	2.3	2.3	2.2
Avg. Stride Length [m]	5.8	7.4	7.9	7.6	7.5	7.4	6.9



- [ ] Ranking at each section and finish
- .-.- No data available at this section
- NA No data available



# Doomben QLD Professional

## Race 2: Sky Racing Fillies and Mares Maiden Plate - 1200m

30 October 2024 - 14:08



BRISBANE  
RACING CLUB

Track Rating: Soft 5, Weather: Fine, Rail Position: +6m Entire

Section		Overall	1000m	800m	600m	400m	200m	Last 600m					
Field Times		1:10.44 (0:13.26)	0:57.18 (0:10.81)	0:46.37 (0:11.41)	0:34.96 (0:11.19)	0:23.77 (0:11.42)	0:12.35 (0:12.35)	0:34.96					
Rank	TAB Horse/Jockey	Barrier	Top Speed [km/h]	Fastest Section							Margin	Distance Travelled [m]	
1	3 GREY IMPACT Georgina Cartwright	5	70.2 Overall	0:10.81 1000m	1:10.44 [1] (0:13.26)	0:57.18 [1] (0:10.81)	0:46.37 [1] (0:11.41)	0:34.96 [1] (0:11.19)	0:23.77 [1] (0:11.42)	0:12.35 [1] (0:12.35)	1:10.44	0:34.96	
2	4 PRIVATE EQUITY Noel Callow	6	67.8 Overall	0:10.98 1000m	1:10.49 [2] (0:13.46)	0:57.03 [2] (0:10.98)	0:46.05 [3] (0:11.29)	0:34.76 [3] (0:11.27)	0:23.49 [3] (0:11.35)	0:12.14 [2] (0:12.14)	0.24L	0:34.76	+2
3	2 FRENCH RIVIERA Jag Guthmann-Chester	7	68.0 1000m	0:10.86 1000m	1:10.76 [3] (0:14.03)	0:56.73 [7] (0:10.86)	0:45.87 [6] (0:11.25)	0:34.62 [6] (0:11.06)	0:23.56 [5] (0:11.16)	0:12.40 [4] (0:12.40)	1.84L	0:34.62	+6
4	5 ROSEBERY TERRACE Matthew Gray	2	67.1 Overall	0:11.10 1000m	1:11.16 [4] (0:13.53)	0:57.63 [4] (0:11.10)	0:46.53 [4] (0:11.38)	0:35.15 [4] (0:11.18)	0:23.97 [4] (0:11.53)	0:12.44 [5] (0:12.44)	4.22L	0:35.15	+0
5	1 FREE AS THE WIND Michael Cahill	4	68.6 Overall	0:10.82 1000m	1:11.17 [5] (0:13.46)	0:57.71 [3] (0:10.82)	0:46.89 [2] (0:11.36)	0:35.53 [2] (0:11.22)	0:24.31 [2] (0:11.50)	0:12.81 [3] (0:12.81)	4.26L	0:35.53	+3
6	6 WINDRANGER Cody Collis	1	66.5 1000m	0:11.06 1000m	1:11.19 [6] (0:13.64)	0:57.55 [5] (0:11.06)	0:46.49 [5] (0:11.33)	0:35.16 [5] (0:11.18)	0:23.98 [6] (0:11.52)	0:12.46 [6] (0:12.46)	4.4L	0:35.16	+0
7	7 ATTENTIVE Andrew Mallyon	3	67.1 1000m	0:11.07 1000m	1:11.73 [7] (0:13.82)	0:57.91 [6] (0:11.07)	0:46.84 [7] (0:11.43)	0:35.41 [7] (0:11.23)	0:24.18 [7] (0:11.59)	0:12.59 [7] (0:12.59)	7.57L	0:35.41	+3

Scratched: Philia (#11), Kettlebell (#8), Ocean Anna (#10), Lady Nikster (#9)

[ ] Ranking at each section and finish  
 -:-:- No data available at this section  
 NA No data available

SCN Saddle cloth number  
 DNF Did not finish  
 DNT Did not track



Horse/Jockey Name	Grey Impact
Final Rank	1
Fastest Section Time (Section)	0:10.81 (1000m)
Top Speed [km/h] (Section)	70.2 (Overall)
Race State	Finished



Doomben QLD Professional

Race 2: Sky Racing Fillies and Mares Maiden Plate - 1200m

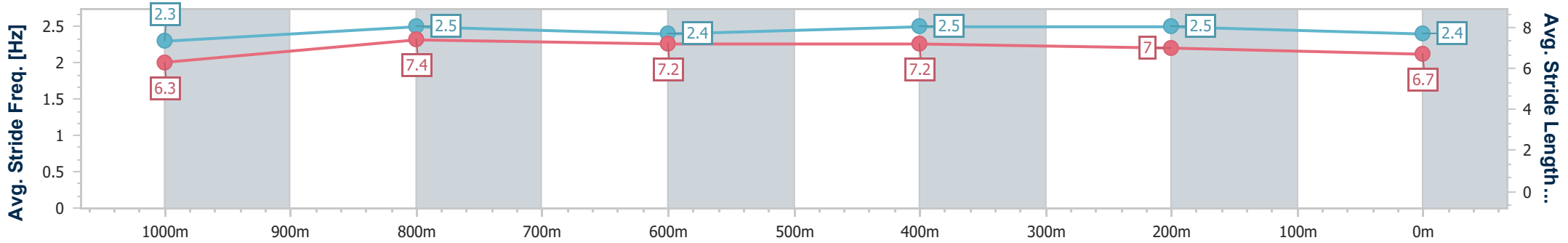
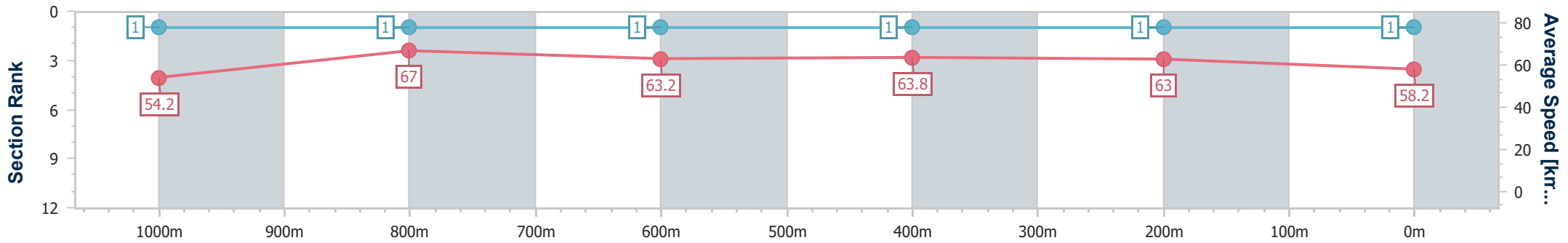
30 October 2024 - 14:08

Track Rating: Soft 5, Weather: Fine, Rail Position: +6m Entire



BRISBANE RACING CLUB

Section	Overall	1000m	800m	600m	400m	200m
Section Times	1:10.44 [1] (0:13.26)	0:57.18 [1] (0:10.81)	0:46.37 [1] (0:11.41)	0:34.96 [1] (0:11.19)	0:23.77 [1] (0:11.42)	0:12.35 [1] (0:12.35)
Average Speed [km/h]	54.2	67.0	63.2	63.8	63.0	58.2
Top Speed [km/h]	70.2	68.7	65.1	65.3	64.0	60.4
Avg. Dist. to Rail [m]	4.0	1.5	0.3	0.8	1.8	2.0
Avg. Stride Freq. [Hz]	2.3	2.5	2.4	2.5	2.5	2.4
Avg. Stride Length [m]	6.3	7.4	7.2	7.2	7.0	6.7



- [ ] Ranking at each section and finish
- .-.- No data available at this section
- NA No data available



Horse/Jockey Name	Private Equity
Final Rank	2
Fastest Section Time (Section)	0:10.98 (1000m)
Top Speed [km/h] (Section)	67.8 (Overall)
Race State	Finished



Doomben QLD Professional

Race 2: Sky Racing Fillies and Mares Maiden Plate - 1200m

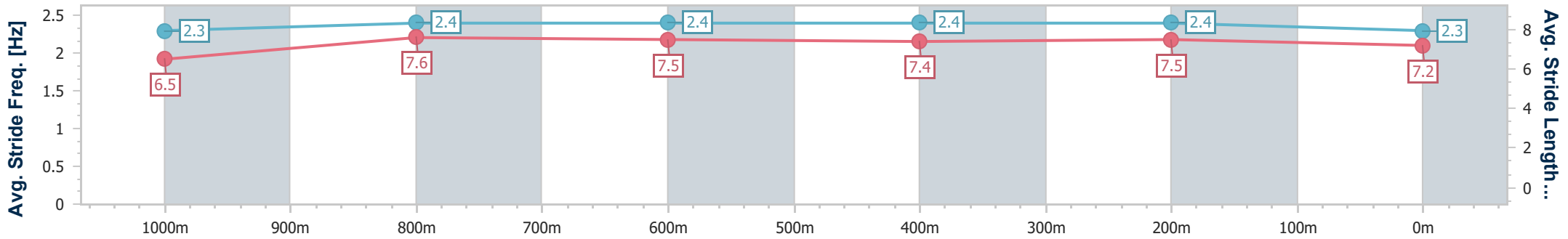
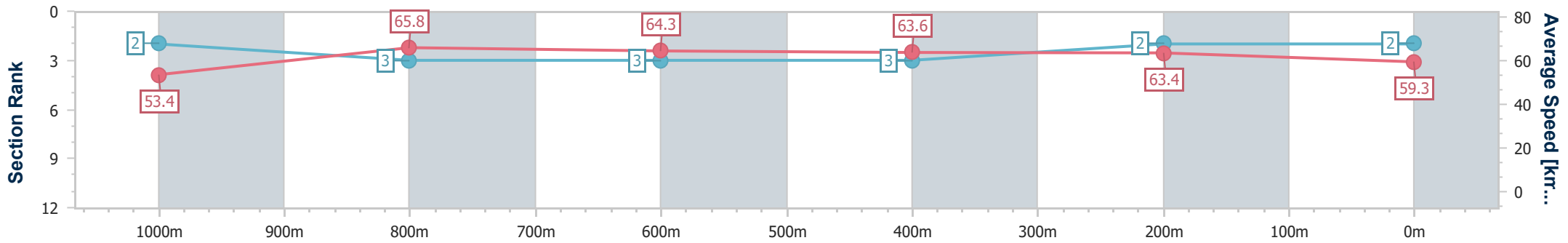
30 October 2024 - 14:08

Track Rating: Soft 5, Weather: Fine, Rail Position: +6m Entire



BRISBANE RACING CLUB

Section	Overall	1000m	800m	600m	400m	200m
Section Times	1:10.49 [2] (0:13.46)	0:57.03 [2] (0:10.98)	0:46.05 [3] (0:11.29)	0:34.76 [3] (0:11.27)	0:23.49 [3] (0:11.35)	0:12.14 [2] (0:12.14)
Average Speed [km/h]	53.4	65.8	64.3	63.6	63.4	59.3
Top Speed [km/h]	67.8	67.3	65.8	65.3	64.8	62.0
Avg. Dist. to Rail [m]	4.8	2.1	1.1	0.5	0.5	0.9
Avg. Stride Freq. [Hz]	2.3	2.4	2.4	2.4	2.4	2.3
Avg. Stride Length [m]	6.5	7.6	7.5	7.4	7.5	7.2



- [ ] Ranking at each section and finish
- .-.- No data available at this section
- NA No data available



Horse/Jockey Name	French Riviera
Final Rank	3
Fastest Section Time (Section)	0:10.86 (1000m)
Top Speed [km/h] (Section)	68.0 (1000m)
Race State	Finished



Doomben QLD Professional

Race 2: Sky Racing Fillies and Mares Maiden Plate - 1200m

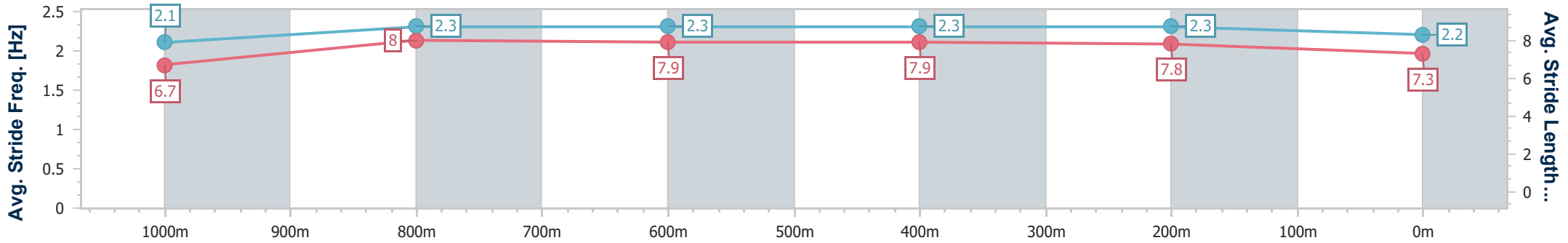
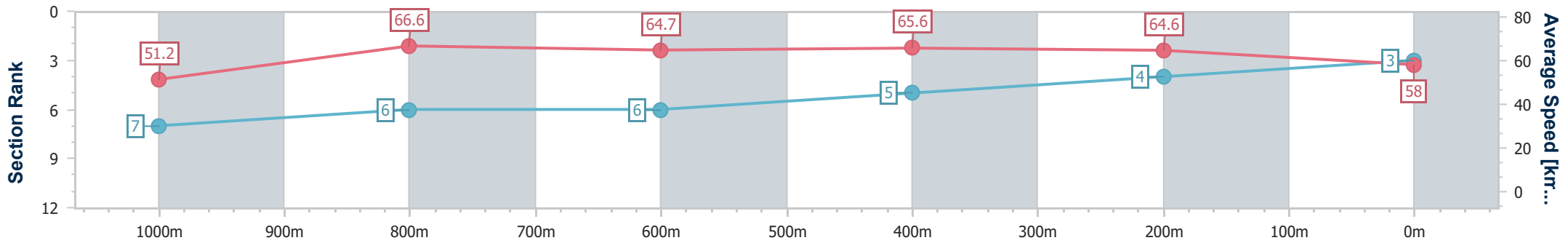
30 October 2024 - 14:08

Track Rating: Soft 5, Weather: Fine, Rail Position: +6m Entire



BRISBANE RACING CLUB

Section	Overall	1000m	800m	600m	400m	200m
Section Times	1:10.76 [3] (0:14.03)	0:56.73 [7] (0:10.86)	0:45.87 [6] (0:11.25)	0:34.62 [6] (0:11.06)	0:23.56 [5] (0:11.16)	0:12.40 [4]
Average Speed [km/h]	51.2	66.6	64.7	65.6	64.6	58.0
Top Speed [km/h]	66.9	68.0	65.6	66.6	66.1	62.1
Avg. Dist. to Rail [m]	5.3	2.2	1.7	1.5	2.3	1.7
Avg. Stride Freq. [Hz]	2.1	2.3	2.3	2.3	2.3	2.2
Avg. Stride Length [m]	6.7	8.0	7.9	7.9	7.8	7.3



- [ ] Ranking at each section and finish
- .-.- No data available at this section
- NA No data available



Horse/Jockey Name	Rosebery Terrace
Final Rank	4
Fastest Section Time (Section)	0:11.10 (1000m)
Top Speed [km/h] (Section)	67.1 (Overall)
Race State	Finished



Doomben QLD Professional

Race 2: Sky Racing Fillies and Mares Maiden Plate - 1200m

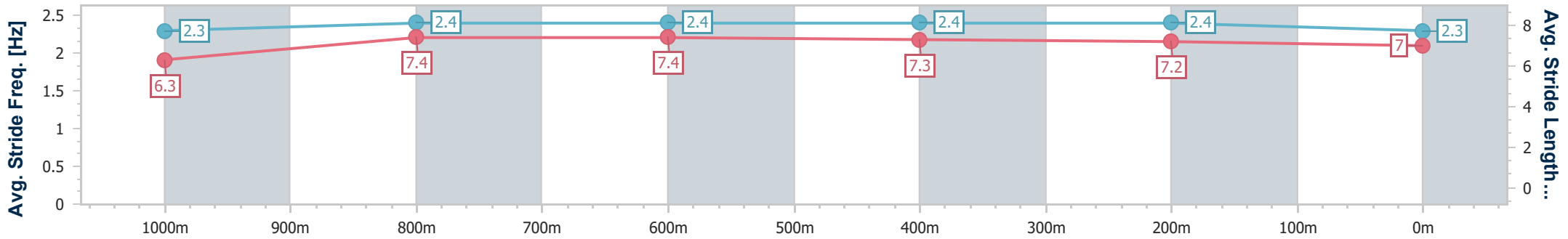
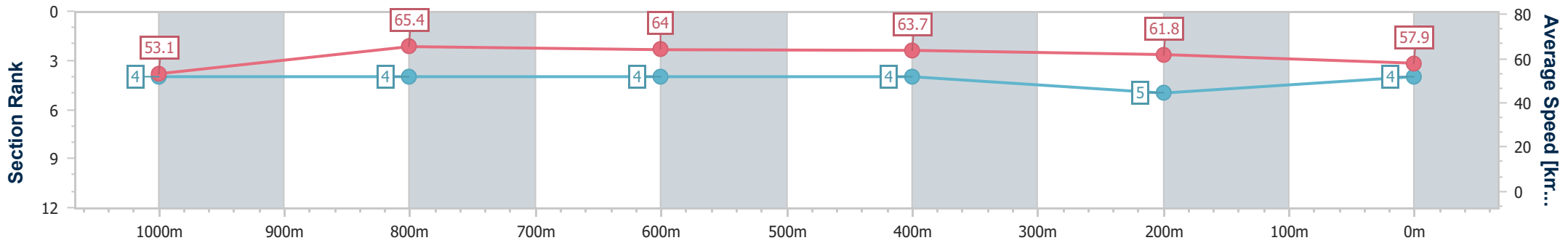
30 October 2024 - 14:08

Track Rating: Soft 5, Weather: Fine, Rail Position: +6m Entire



BRISBANE RACING CLUB

Section	Overall	1000m	800m	600m	400m	200m
Section Times	1:11.16 [4] (0:13.53)	0:57.63 [4] (0:11.10)	0:46.53 [4] (0:11.38)	0:35.15 [4] (0:11.18)	0:23.97 [4] (0:11.53)	0:12.44 [5] (0:12.44)
Average Speed [km/h]	53.1	65.4	64.0	63.7	61.8	57.9
Top Speed [km/h]	67.1	67.1	66.3	64.5	63.9	60.9
Avg. Dist. to Rail [m]	1.9	2.2	1.5	1.7	2.4	1.0
Avg. Stride Freq. [Hz]	2.3	2.4	2.4	2.4	2.4	2.3
Avg. Stride Length [m]	6.3	7.4	7.4	7.3	7.2	7.0



- [ ] Ranking at each section and finish
- .-.- No data available at this section
- NA No data available



Horse/Jockey Name	Free As The Wind
Final Rank	5
Fastest Section Time (Section)	0:10.82 (1000m)
Top Speed [km/h] (Section)	68.6 (Overall)
Race State	Finished



Doomben QLD Professional

Race 2: Sky Racing Fillies and Mares Maiden Plate - 1200m

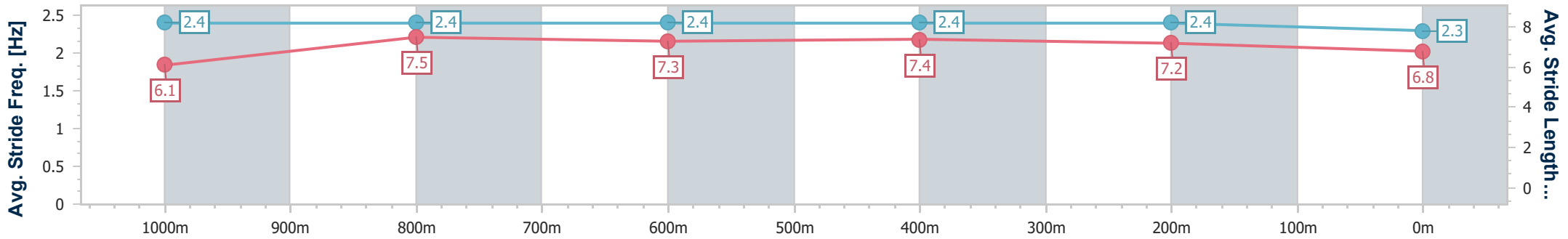
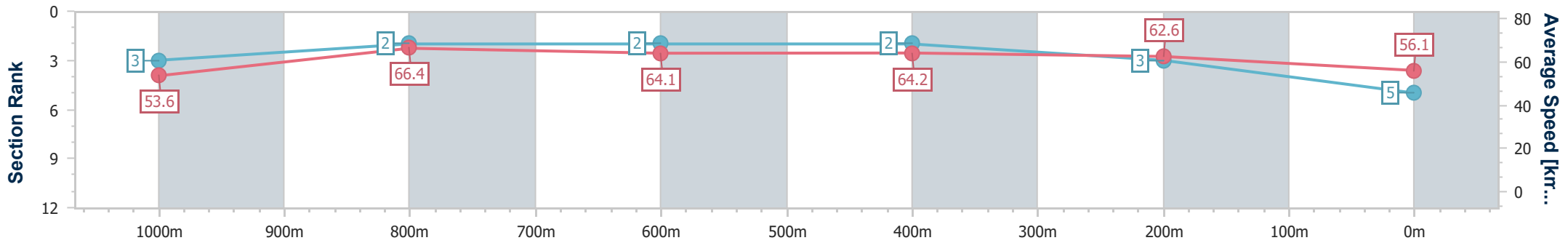
30 October 2024 - 14:08

Track Rating: Soft 5, Weather: Fine, Rail Position: +6m Entire



BRISBANE RACING CLUB

Section	Overall	1000m	800m	600m	400m	200m
Section Times	1:11.17 [5] (0:13.46)	0:57.71 [3] (0:10.82)	0:46.89 [2] (0:11.36)	0:35.53 [2] (0:11.22)	0:24.31 [2] (0:11.50)	0:12.81 [3] (0:12.81)
Average Speed [km/h]	53.6	66.4	64.1	64.2	62.6	56.1
Top Speed [km/h]	68.6	67.6	66.8	64.7	64.3	60.0
Avg. Dist. to Rail [m]	3.3	0.9	1.9	0.4	0.5	0.8
Avg. Stride Freq. [Hz]	2.4	2.4	2.4	2.4	2.4	2.3
Avg. Stride Length [m]	6.1	7.5	7.3	7.4	7.2	6.8



- [ ] Ranking at each section and finish
- .-.- No data available at this section
- NA No data available



Horse/Jockey Name	Windranger
Final Rank	6
Fastest Section Time (Section)	0:11.06 (1000m)
Top Speed [km/h] (Section)	66.5 (1000m)
Race State	Finished

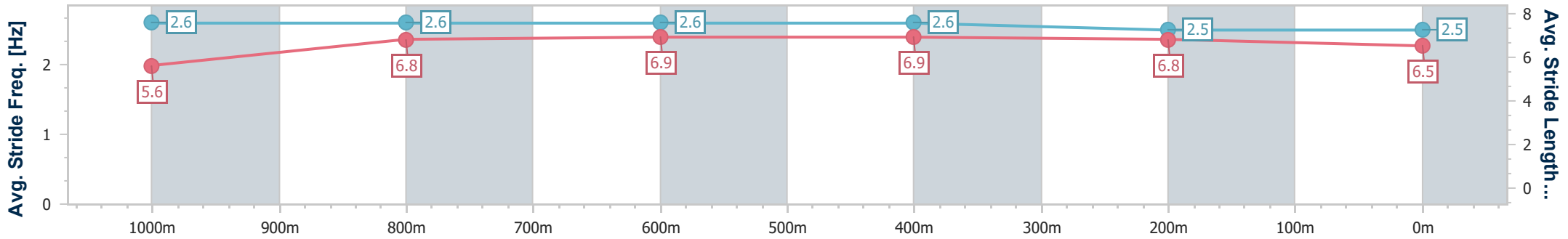
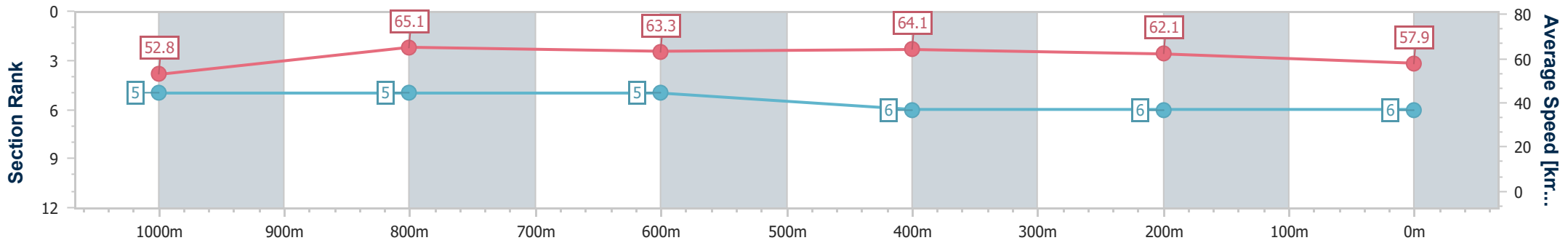


**Doomben QLD Professional**  
**Race 2: Sky Racing Fillies and Mares Maiden Plate - 1200m**  
 30 October 2024 - 14:08  
 Track Rating: Soft 5, Weather: Fine, Rail Position: +6m Entire



BRISBANE  
RACING CLUB

Section	Overall	1000m	800m	600m	400m	200m
Section Times	1:11.19 [6] (0:13.64)	0:57.55 [5] (0:11.06)	0:46.49 [5] (0:11.33)	0:35.16 [5] (0:11.18)	0:23.98 [6] (0:11.52)	0:12.46 [6] (0:12.46)
Average Speed [km/h]	52.8	65.1	63.3	64.1	62.1	57.9
Top Speed [km/h]	66.4	66.5	65.8	65.0	63.8	60.3
Avg. Dist. to Rail [m]	0.5	0.3	0.4	1.3	1.4	0.9
Avg. Stride Freq. [Hz]	2.6	2.6	2.6	2.6	2.5	2.5
Avg. Stride Length [m]	5.6	6.8	6.9	6.9	6.8	6.5



- [ ] Ranking at each section and finish
- .-.- No data available at this section
- NA No data available





Horse/Jockey Name	Attentive
Final Rank	7
Fastest Section Time (Section)	0:11.07 (1000m)
Top Speed [km/h] (Section)	67.1 (1000m)
Race State	Finished



Doomben QLD Professional

Race 2: Sky Racing Fillies and Mares Maiden Plate - 1200m

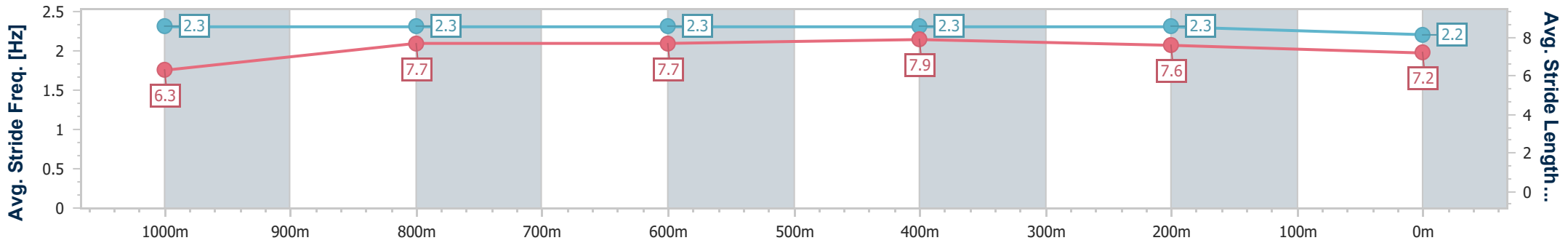
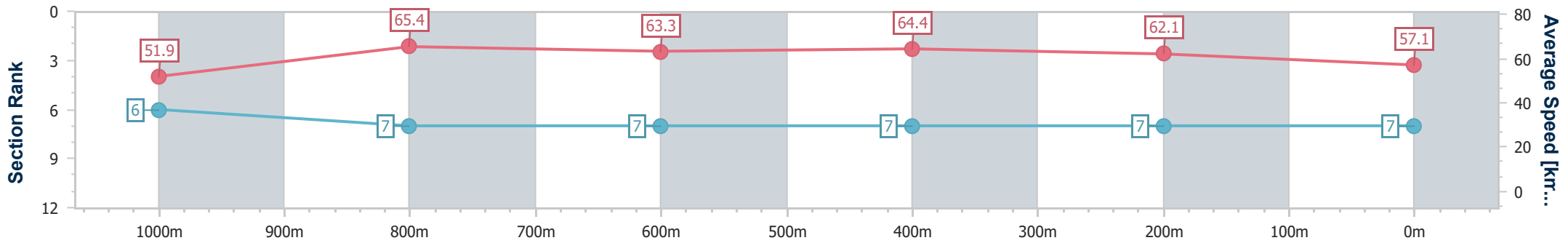
30 October 2024 - 14:08

Track Rating: Soft 5, Weather: Fine, Rail Position: +6m Entire



BRISBANE RACING CLUB

Section	Overall	1000m	800m	600m	400m	200m
Section Times	1:11.73 [7] (0:13.82)	0:57.91 [6] (0:11.07)	0:46.84 [7] (0:11.43)	0:35.41 [7] (0:11.23)	0:24.18 [7] (0:11.59)	0:12.59 [7] (0:12.59)
Average Speed [km/h]	51.9	65.4	63.3	64.4	62.1	57.1
Top Speed [km/h]	65.9	67.1	64.2	64.9	63.4	59.2
Avg. Dist. to Rail [m]	3.0	1.2	1.4	0.7	1.3	1.1
Avg. Stride Freq. [Hz]	2.3	2.3	2.3	2.3	2.3	2.2
Avg. Stride Length [m]	6.3	7.7	7.7	7.9	7.6	7.2



- [ ] Ranking at each section and finish
- .-.- No data available at this section
- NA No data available



**Doomben QLD Professional**  
**Race 3: Road to Magic Millions Book Now Colts, Geldings and Entires**  
**Maiden Plate - 1200m**  
**30 October 2024 - 14:43**



BRISBANE  
RACING CLUB

Track Rating: Soft 5, Weather: Fine, Rail Position: +6m Entire

Section												Last 600m		
Field Times		Overall	1000m	800m	600m	400m	200m						0:34.14	
		1:09.75 (0:13.31)	0:56.44 (0:10.85)	0:45.59 (0:11.45)	0:34.14 (0:11.27)	0:22.87 (0:11.13)	0:11.74 (0:11.74)							
Rank	TAB	Horse/Jockey	Barrier	Top Speed [km/h]	Fastest Section								Margin	Distance Travelled [m]
1	2	<b>FLYWHEEL</b>	1	69.8	0:10.82	1:09.75 [1]	0:56.23 [4]	0:45.41 [3]	0:33.90 [3]	0:22.55 [3]	0:11.57 [3]	1:09.75	0:33.90	
		Noel Callow		Overall	1000m	(0:13.52)	(0:10.82)	(0:11.51)	(0:11.35)	(0:10.98)	(0:11.57)			
2	11	<b>TASORAAY</b>	4	69.0	0:10.83	1:09.84 [2]	0:56.42 [2]	0:45.59 [2]	0:34.12 [2]	0:22.87 [2]	0:11.83 [1]	0.5L	0:34.12	+1
		Andrew Mallyon		1000m	1000m	(0:13.42)	(0:10.83)	(0:11.47)	(0:11.25)	(0:11.04)	(0:11.83)			
3	4	<b>PHAROAH'S PROPHECY</b>	3	69.4	0:10.85	1:10.23 [3]	0:56.92 [1]	0:46.07 [1]	0:34.62 [1]	0:23.35 [1]	0:12.20 [2]	2.77L	0:34.62	-3
		Ron Stewart		1000m	1000m	(0:13.31)	(0:10.85)	(0:11.45)	(0:11.27)	(0:11.15)	(0:12.20)			
4	3	<b>LONJOURNO</b>	5	69.4	0:10.77	1:10.50 [4]	0:56.45 [9]	0:45.68 [6]	0:34.21 [6]	0:22.93 [5]	0:11.93 [4]	4.41L	0:34.21	-3
		Jag Guthmann-Chester		1000m	1000m	(0:14.05)	(0:10.77)	(0:11.47)	(0:11.28)	(0:11.00)	(0:11.93)			
5	1	<b>DETERMINATION</b>	8	67.3	0:11.01	1:10.72 [5]	0:56.69 [8]	0:45.68 [9]	0:34.25 [7]	0:22.96 [7]	0:11.92 [5]	5.66L	0:34.25	-1
		Mark Du Plessis		1000m	1000m	(0:14.03)	(0:11.01)	(0:11.43)	(0:11.29)	(0:11.04)	(0:11.92)			
6	9	<b>IRAMA</b>	2	67.7	0:11.10	1:10.86 [6]	0:57.15 [5]	0:46.05 [5]	0:34.62 [5]	0:23.15 [6]	0:11.88 [7]	6.5L	0:34.62	+1
		Samantha Collett		Overall	1000m	(0:13.71)	(0:11.10)	(0:11.43)	(0:11.47)	(0:11.27)	(0:11.88)			
7	10	<b>SHIPPING LANE</b>	6	68.2	0:11.03	1:11.11 [7]	0:57.67 [3]	0:46.64 [4]	0:35.13 [4]	0:23.59 [4]	0:12.17 [6]	7.97L	0:35.13	+1
		Cody Collis		1000m	1000m	(0:13.44)	(0:11.03)	(0:11.51)	(0:11.54)	(0:11.42)	(0:12.17)			
8	5	<b>PIMPERNEL</b>	7	67.2	0:11.16	1:11.35 [8]	0:57.63 [6]	0:46.47 [7]	0:34.88 [8]	0:23.40 [8]	0:12.11 [8]	9.38L	0:34.88	+6
		Martin Harley		1000m	1000m	(0:13.72)	(0:11.16)	(0:11.59)	(0:11.48)	(0:11.29)	(0:12.11)			
9	8	<b>CONCADOR</b>	9	68.5	0:11.06	1:11.60 [9]	0:57.73 [7]	0:46.67 [8]	0:35.06 [9]	0:23.62 [9]	0:12.18 [9]	10.88L	0:35.06	+2
		Taylor Marshall		1000m	1000m	(0:13.87)	(0:11.06)	(0:11.61)	(0:11.44)	(0:11.44)	(0:12.18)			

Scratched: Celestial Blaze (#7), Cantankerous (#6)

[ ] Ranking at each section and finish  
 -:-:- No data available at this section  
 NA No data available

SCN Saddle cloth number  
 DNF Did not finish  
 DNT Did not track



Horse/Jockey Name	Flywheel
Final Rank	1
Fastest Section Time (Section)	0:10.82 (1000m)
Top Speed [km/h] (Section)	69.8 (Overall)
Race State	Finished



**Doomben QLD Professional**  
**Race 3: Road to Magic Millions Book Now Colts, Geldings and**  
**Entires Maiden Plate - 1200m**

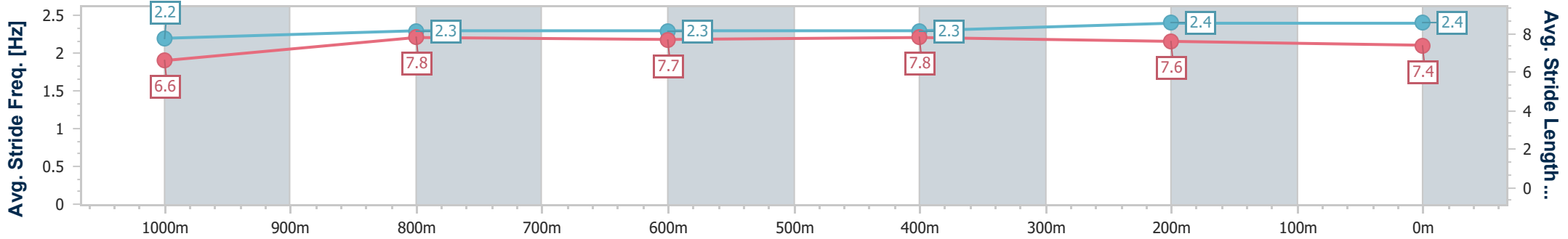
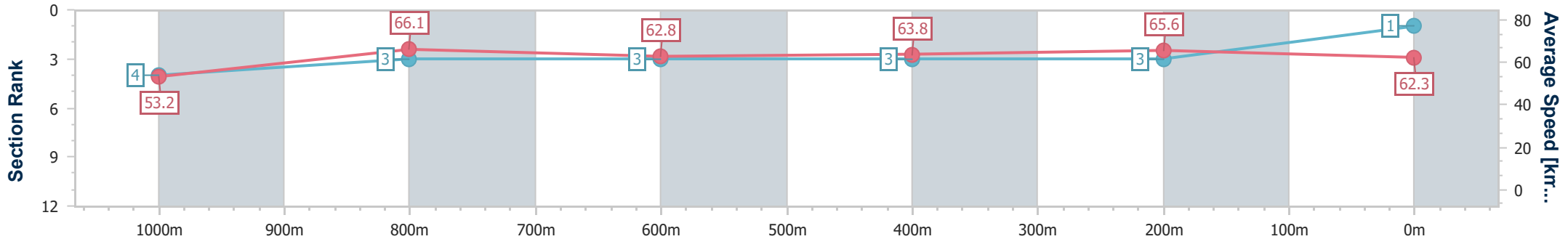


**BRISBANE**  
 RACING CLUB

30 October 2024 - 14:43

Track Rating: Soft 5, Weather: Fine, Rail Position: +6m Entire

Section	Overall	1000m	800m	600m	400m	200m
Section Times	1:09.75 [1] (0:13.52)	0:56.23 [4] (0:10.82)	0:45.41 [3] (0:11.51)	0:33.90 [3] (0:11.35)	0:22.55 [3] (0:10.98)	0:11.57 [3] (0:11.57)
Average Speed [km/h]	53.2	66.1	62.8	63.8	65.6	62.3
Top Speed [km/h]	69.8	69.7	64.3	65.0	67.3	66.5
Avg. Dist. to Rail [m]	1.1	2.0	1.0	1.5	1.9	3.5
Avg. Stride Freq. [Hz]	2.2	2.3	2.3	2.3	2.4	2.4
Avg. Stride Length [m]	6.6	7.8	7.7	7.8	7.6	7.4



- [ ] Ranking at each section and finish
- .-.- No data available at this section
- NA No data available



Horse/Jockey Name	Tasoraay
Final Rank	2
Fastest Section Time (Section)	0:10.83 (1000m)
Top Speed [km/h] (Section)	69.0 (1000m)
Race State	Finished



**Doomben QLD Professional**  
**Race 3: Road to Magic Millions Book Now Colts, Geldings and Entires Maiden Plate - 1200m**

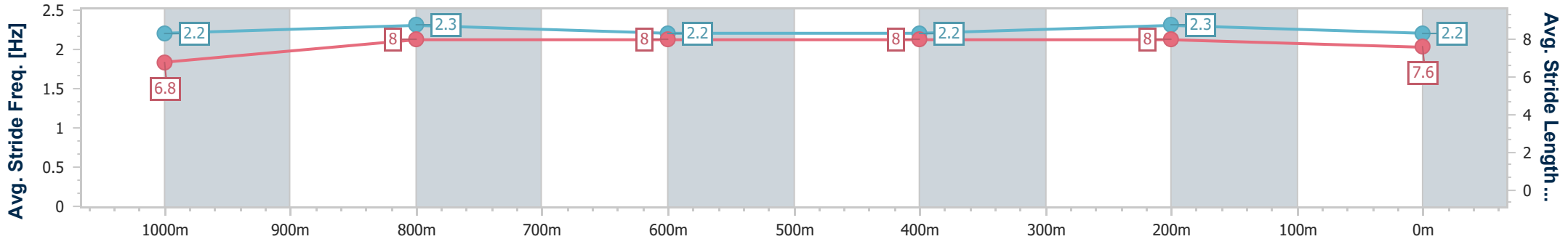
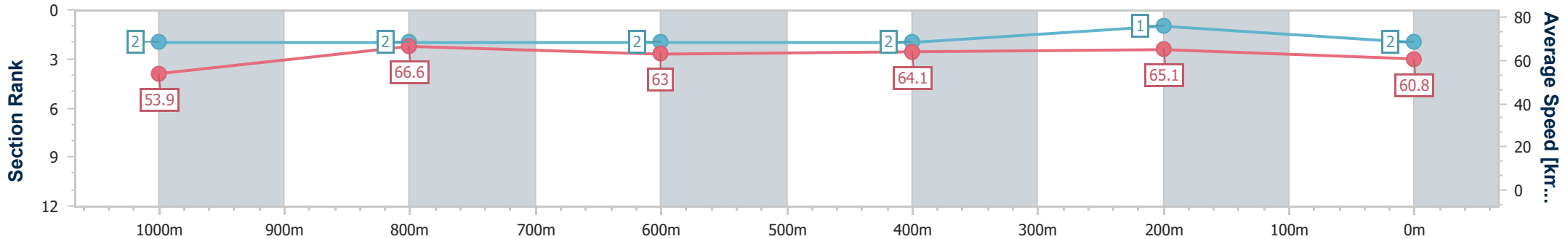


BRISBANE  
RACING CLUB

30 October 2024 - 14:43

Track Rating: Soft 5, Weather: Fine, Rail Position: +6m Entire

Section	Overall	1000m	800m	600m	400m	200m
Section Times	1:09.84 [2] (0:13.42)	0:56.42 [2] (0:10.83)	0:45.59 [2] (0:11.47)	0:34.12 [2] (0:11.25)	0:22.87 [2] (0:11.04)	0:11.83 [1] (0:11.83)
Average Speed [km/h]	53.9	66.6	63.0	64.1	65.1	60.8
Top Speed [km/h]	68.9	69.0	64.1	64.7	66.4	64.1
Avg. Dist. to Rail [m]	3.6	1.3	0.9	0.5	0.4	0.5
Avg. Stride Freq. [Hz]	2.2	2.3	2.2	2.2	2.3	2.2
Avg. Stride Length [m]	6.8	8.0	8.0	8.0	8.0	7.6



- [ ] Ranking at each section and finish
- .-.-.- No data available at this section
- NA No data available



Horse/Jockey Name	Pharoah's Prophecy
Final Rank	3
Fastest Section Time (Section)	0:10.85 (1000m)
Top Speed [km/h] (Section)	69.4 (1000m)
Race State	Finished

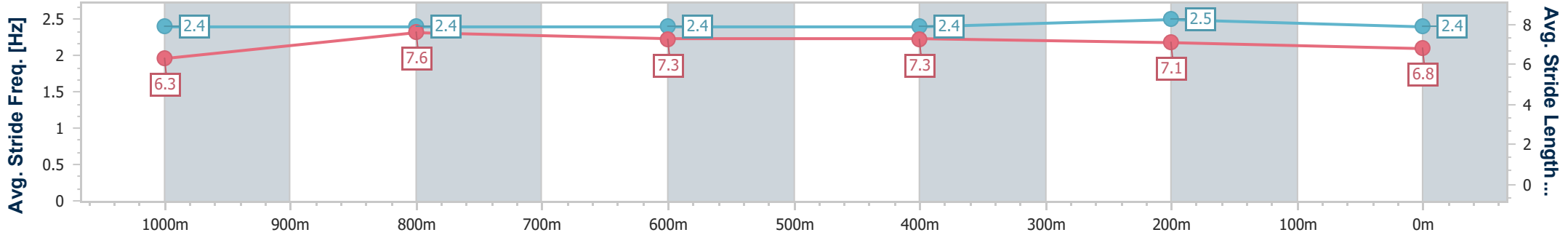
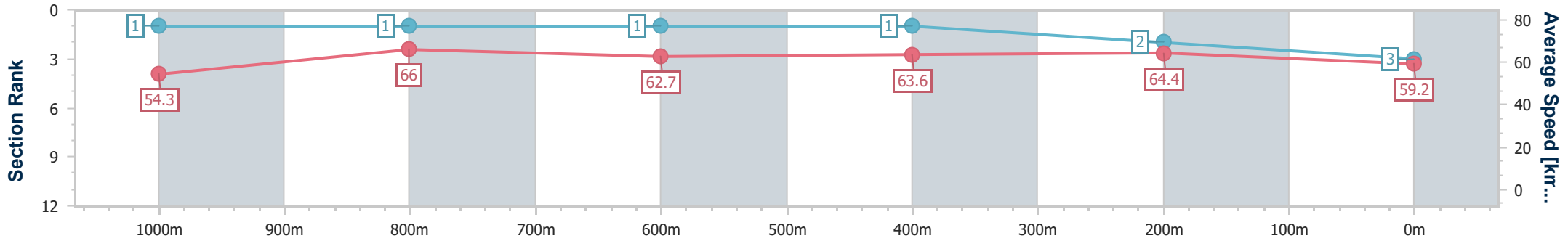


**Doomben QLD Professional**  
**Race 3: Road to Magic Millions Book Now Colts, Geldings and**  
**Entires Maiden Plate - 1200m**  
 30 October 2024 - 14:43  
 Track Rating: Soft 5, Weather: Fine, Rail Position: +6m Entire



BRISBANE  
RACING CLUB

Section	Overall	1000m	800m	600m	400m	200m
Section Times	1:10.23 [3] (0:13.31)	0:56.92 [1] (0:10.85)	0:46.07 [1] (0:11.45)	0:34.62 [1] (0:11.27)	0:23.35 [1] (0:11.15)	0:12.20 [2] (0:12.20)
Average Speed [km/h]	54.3	66.0	62.7	63.6	64.4	59.2
Top Speed [km/h]	69.4	69.4	63.7	64.1	64.9	63.6
Avg. Dist. to Rail [m]	2.2	0.6	0.8	0.7	1.0	0.8
Avg. Stride Freq. [Hz]	2.4	2.4	2.4	2.4	2.5	2.4
Avg. Stride Length [m]	6.3	7.6	7.3	7.3	7.1	6.8



- [ ] Ranking at each section and finish
- .-.- No data available at this section
- NA No data available



Horse/Jockey Name	Lonjourno
Final Rank	4
Fastest Section Time (Section)	0:10.77 (1000m)
Top Speed [km/h] (Section)	69.4 (1000m)
Race State	Finished

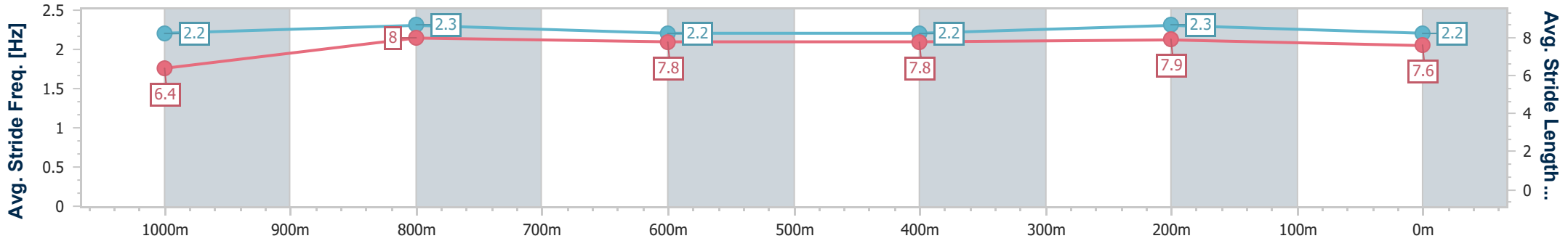
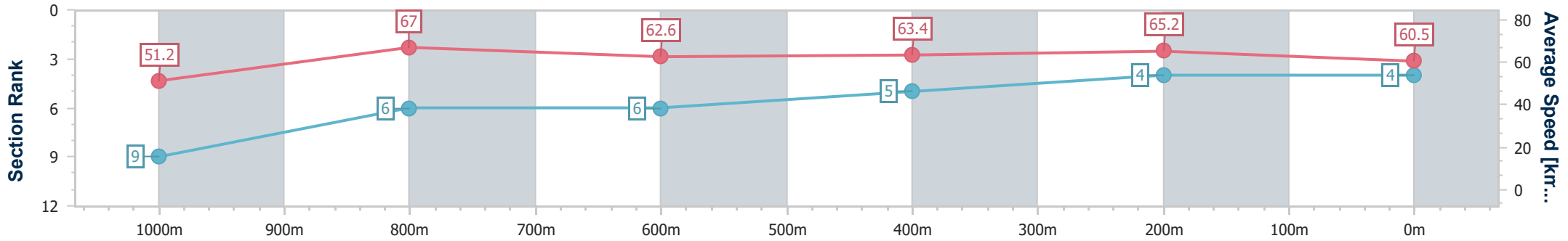


**Doomben QLD Professional**  
 Race 3: Road to Magic Millions Book Now Colts, Geldings and  
 Entires Maiden Plate - 1200m  
 30 October 2024 - 14:43  
 Track Rating: Soft 5, Weather: Fine, Rail Position: +6m Entire



BRISBANE  
RACING CLUB

Section	Overall	1000m	800m	600m	400m	200m
Section Times	1:10.50 [4] (0:14.05)	0:56.45 [9] (0:10.77)	0:45.68 [6] (0:11.47)	0:34.21 [6] (0:11.28)	0:22.93 [5] (0:11.00)	0:11.93 [4] (0:11.93)
Average Speed [km/h]	51.2	67.0	62.6	63.4	65.2	60.5
Top Speed [km/h]	67.3	69.4	63.4	64.5	66.4	64.5
Avg. Dist. to Rail [m]	2.9	0.3	0.6	1.0	1.5	2.2
Avg. Stride Freq. [Hz]	2.2	2.3	2.2	2.2	2.3	2.2
Avg. Stride Length [m]	6.4	8.0	7.8	7.8	7.9	7.6



- [ ] Ranking at each section and finish
- .-.- No data available at this section
- NA No data available



Horse/Jockey Name	Determination
Final Rank	5
Fastest Section Time (Section)	0:11.01 (1000m)
Top Speed [km/h] (Section)	67.3 (1000m)
Race State	Finished

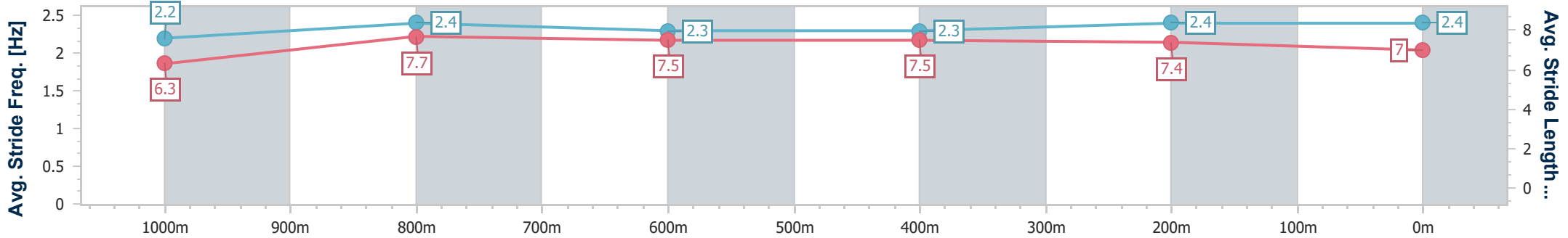
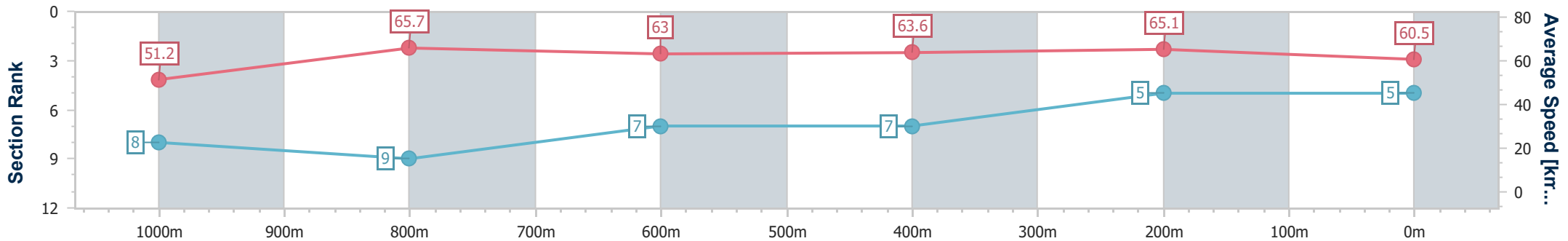


**Doomben QLD Professional**  
**Race 3: Road to Magic Millions Book Now Colts, Geldings and**  
**Entires Maiden Plate - 1200m**  
 30 October 2024 - 14:43  
 Track Rating: Soft 5, Weather: Fine, Rail Position: +6m Entire



BRISBANE  
RACING CLUB

Section	Overall	1000m	800m	600m	400m	200m
Section Times	1:10.72 [5] (0:14.03)	0:56.69 [8] (0:11.01)	0:45.68 [9] (0:11.43)	0:34.25 [7] (0:11.29)	0:22.96 [7] (0:11.04)	0:11.92 [5] (0:11.92)
Average Speed [km/h]	51.2	65.7	63.0	63.6	65.1	60.5
Top Speed [km/h]	65.4	67.3	64.6	64.8	65.8	64.1
Avg. Dist. to Rail [m]	6.2	1.0	0.5	0.5	1.2	0.5
Avg. Stride Freq. [Hz]	2.2	2.4	2.3	2.3	2.4	2.4
Avg. Stride Length [m]	6.3	7.7	7.5	7.5	7.4	7.0



- [ ] Ranking at each section and finish
- .-.- No data available at this section
- NA No data available



Horse/Jockey Name	Irama
Final Rank	6
Fastest Section Time (Section)	0:11.10 (1000m)
Top Speed [km/h] (Section)	67.7 (Overall)
Race State	Finished

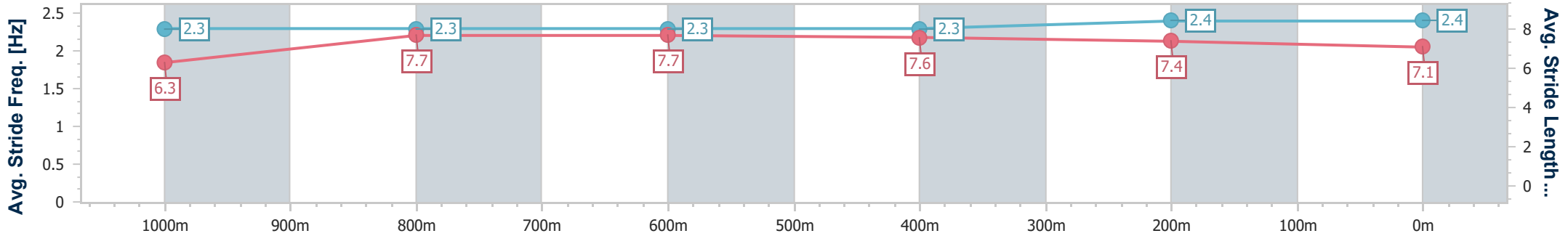
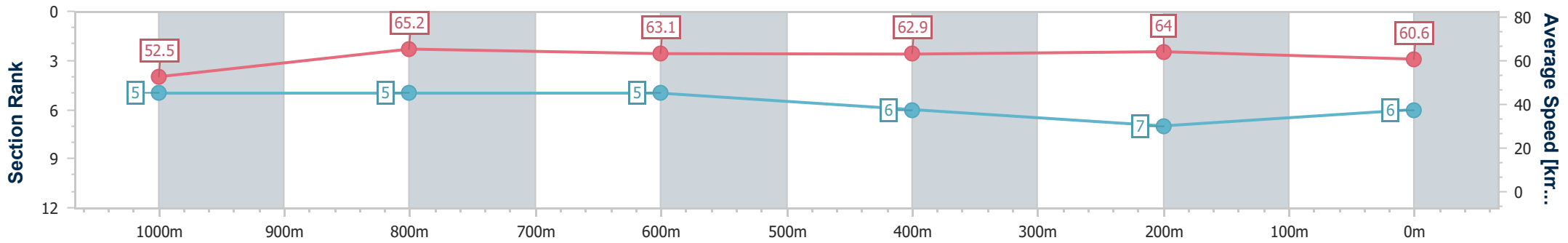


**Doomben QLD Professional**  
**Race 3: Road to Magic Millions Book Now Colts, Geldings and**  
**Entires Maiden Plate - 1200m**  
 30 October 2024 - 14:43  
 Track Rating: Soft 5, Weather: Fine, Rail Position: +6m Entire



BRISBANE  
RACING CLUB

Section	Overall	1000m	800m	600m	400m	200m
Section Times	1:10.86 [6] (0:13.71)	0:57.15 [5] (0:11.10)	0:46.05 [5] (0:11.43)	0:34.62 [5] (0:11.47)	0:23.15 [6] (0:11.27)	0:11.88 [7] (0:11.88)
Average Speed [km/h]	52.5	65.2	63.1	62.9	64.0	60.6
Top Speed [km/h]	67.7	67.7	63.9	63.7	64.8	64.7
Avg. Dist. to Rail [m]	2.7	2.1	0.4	0.4	2.3	3.9
Avg. Stride Freq. [Hz]	2.3	2.3	2.3	2.3	2.4	2.4
Avg. Stride Length [m]	6.3	7.7	7.7	7.6	7.4	7.1



- [ ] Ranking at each section and finish
- .-.- No data available at this section
- NA No data available





Horse/Jockey Name	Shipping Lane
Final Rank	7
Fastest Section Time (Section)	0:11.03 (1000m)
Top Speed [km/h] (Section)	68.2 (1000m)
Race State	Finished

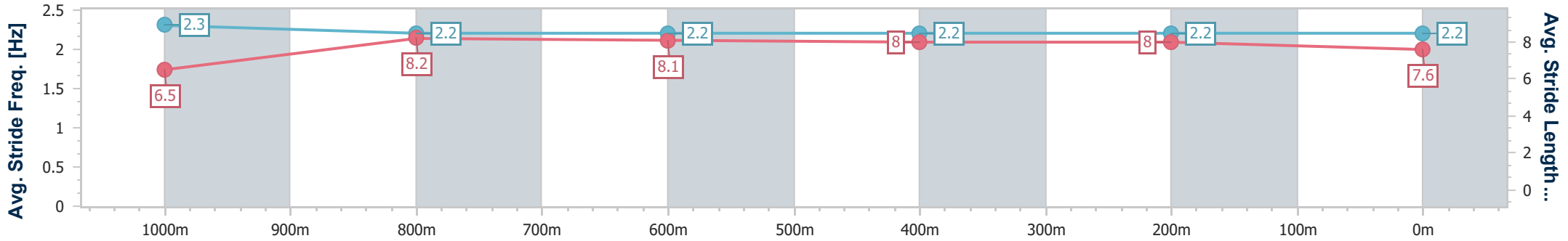
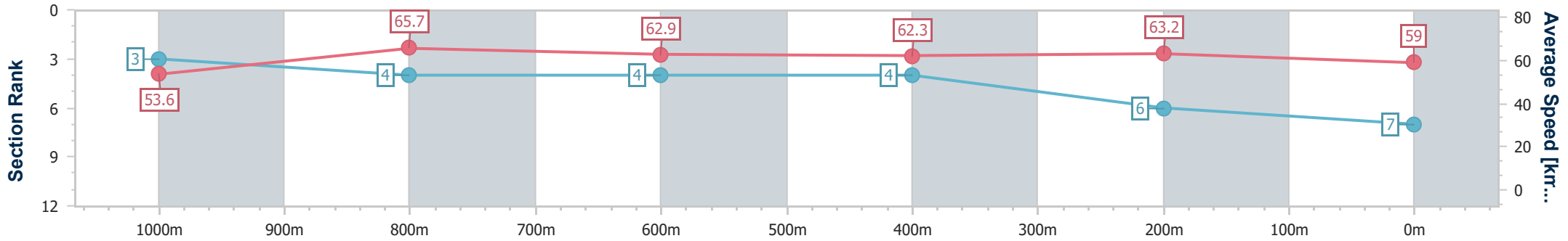


**Doomben QLD Professional**  
**Race 3: Road to Magic Millions Book Now Colts, Geldings and**  
**Entires Maiden Plate - 1200m**  
 30 October 2024 - 14:43  
 Track Rating: Soft 5, Weather: Fine, Rail Position: +6m Entire



BRISBANE  
RACING CLUB

Section	Overall	1000m	800m	600m	400m	200m
Section Times	1:11.11 [7] (0:13.44)	0:57.67 [3] (0:11.03)	0:46.64 [4] (0:11.51)	0:35.13 [4] (0:11.54)	0:23.59 [4] (0:11.42)	0:12.17 [6] (0:12.17)
Average Speed [km/h]	53.6	65.7	62.9	62.3	63.2	59.0
Top Speed [km/h]	67.6	68.2	64.1	63.4	64.0	62.4
Avg. Dist. to Rail [m]	4.1	1.6	1.0	0.4	0.9	1.3
Avg. Stride Freq. [Hz]	2.3	2.2	2.2	2.2	2.2	2.2
Avg. Stride Length [m]	6.5	8.2	8.1	8.0	8.0	7.6



- [ ] Ranking at each section and finish
- .-.- No data available at this section
- NA No data available



Horse/Jockey Name	Pimpernel
Final Rank	8
Fastest Section Time (Section)	0:11.16 (1000m)
Top Speed [km/h] (Section)	67.2 (1000m)
Race State	Finished

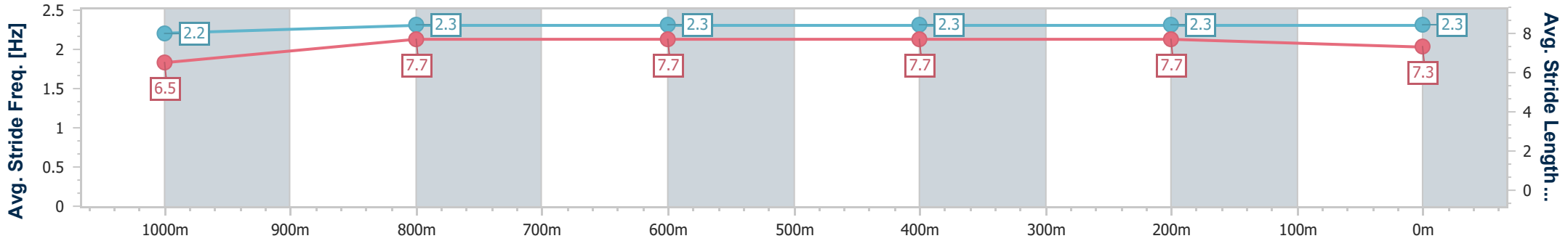
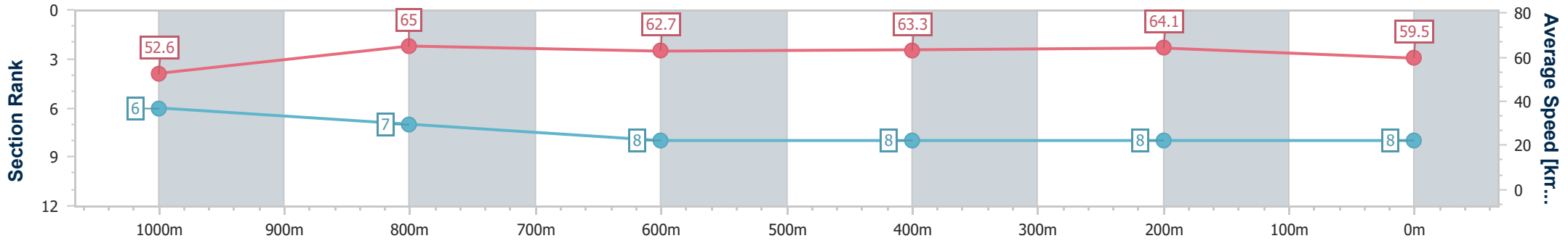


**Doomben QLD Professional**  
**Race 3: Road to Magic Millions Book Now Colts, Geldings and**  
**Entires Maiden Plate - 1200m**  
 30 October 2024 - 14:43  
 Track Rating: Soft 5, Weather: Fine, Rail Position: +6m Entire



BRISBANE  
RACING CLUB

Section	Overall	1000m	800m	600m	400m	200m
Section Times	1:11.35 [8] (0:13.72)	0:57.63 [6] (0:11.16)	0:46.47 [7] (0:11.59)	0:34.88 [8] (0:11.48)	0:23.40 [8] (0:11.29)	0:12.11 [8] (0:12.11)
Average Speed [km/h]	52.6	65.0	62.7	63.3	64.1	59.5
Top Speed [km/h]	67.1	67.2	64.3	64.7	65.4	62.0
Avg. Dist. to Rail [m]	5.3	2.4	2.1	2.0	3.0	2.9
Avg. Stride Freq. [Hz]	2.2	2.3	2.3	2.3	2.3	2.3
Avg. Stride Length [m]	6.5	7.7	7.7	7.7	7.7	7.3



- [ ] Ranking at each section and finish
- .-.- No data available at this section
- NA No data available



Horse/Jockey Name	Concador
Final Rank	9
Fastest Section Time (Section)	0:11.06 (1000m)
Top Speed [km/h] (Section)	68.5 (1000m)
Race State	Finished



**Doomben QLD Professional**  
**Race 3: Road to Magic Millions Book Now Colts, Geldings and**  
**Entires Maiden Plate - 1200m**

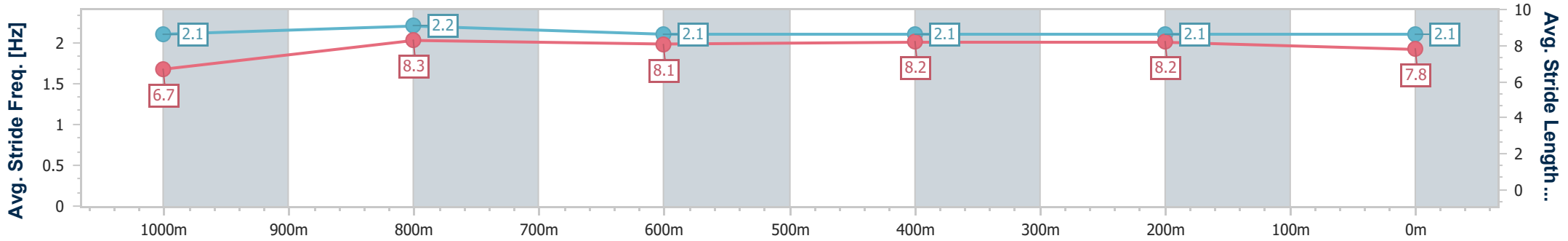
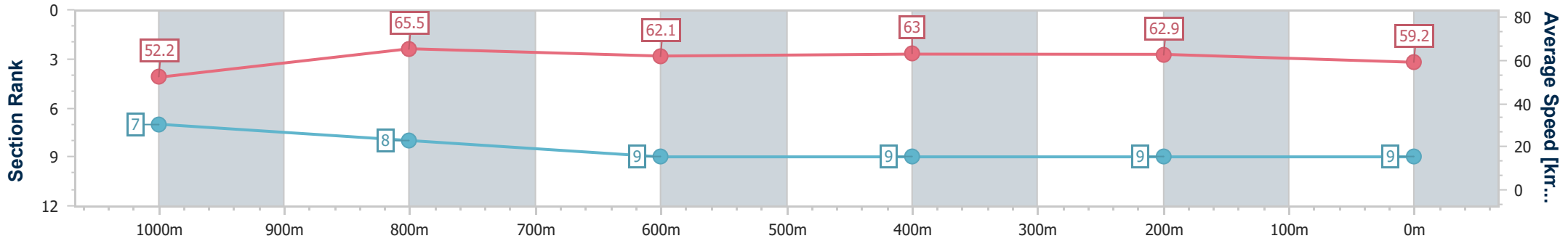


**BRISBANE**  
 RACING CLUB

30 October 2024 - 14:43

Track Rating: Soft 5, Weather: Fine, Rail Position: +6m Entire

Section	Overall	1000m	800m	600m	400m	200m
Section Times	1:11.60 [9] (0:13.87)	0:57.73 [7] (0:11.06)	0:46.67 [8] (0:11.61)	0:35.06 [9] (0:11.44)	0:23.62 [9] (0:11.44)	0:12.18 [9] (0:12.18)
Average Speed [km/h]	52.2	65.5	62.1	63.0	62.9	59.2
Top Speed [km/h]	68.3	68.5	63.4	63.7	63.8	61.4
Avg. Dist. to Rail [m]	5.9	2.0	0.6	0.3	0.7	0.5
Avg. Stride Freq. [Hz]	2.1	2.2	2.1	2.1	2.1	2.1
Avg. Stride Length [m]	6.7	8.3	8.1	8.2	8.2	7.8



- [ ] Ranking at each section and finish
- .-.- No data available at this section
- NA No data available



# Doomben QLD Professional

## Race 4: The Gibson BM62 Handicap - 1600m

30 October 2024 - 15:19



BRISBANE  
RACING CLUB

Track Rating: Soft 5, Weather: Fine, Rail Position: +6m Entire

Section		Overall	1400m	1200m	1000m	800m	600m	400m	Last 600m				
Field Times		1:39.92 (0:16.22)	1:23.70 (0:11.68)	1:12.02 (0:12.07)	0:59.95 (0:12.55)	0:47.40 (0:12.49)	0:34.91 (0:11.85)	0:23.06 (0:11.24)	0:34.91				
Rank	TAB Horse/Jockey	Barrier	Top Speed [km/h]	Fastest Section									Distance Travelled [m]
1	10 MISS CHENERY Andrew Mallyon	7	66.1 400m	0:11.13 400m	1:39.92 [1] (0:17.14)	1:22.78 [10] (0:11.61)	1:11.17 [10] (0:12.24)	0:58.93 [10] (0:12.42)	0:46.51 [10] (0:12.11)	0:34.40 [9] (0:11.67)	0:22.73 [7] (0:11.13)	0:34.40	
2	8 SECOND SUN Boris Thornton	3	66.0 400m	0:11.10 400m	1:39.99 [2] (0:16.65)	1:23.34 [6] (0:11.64)	1:11.70 [5] (0:12.16)	0:59.54 [6] (0:12.66)	0:46.88 [7] (0:12.27)	0:34.61 [7] (0:11.62)	0:22.99 [3] (0:11.10)	0:34.61	+0
3	2 LUTON HOO Jasper Franklin	4	65.7 400m	0:11.30 400m	1:40.09 [3] (0:16.26)	1:23.83 [2] (0:11.64)	1:12.19 [1] (0:12.07)	1:00.12 [1] (0:12.55)	0:47.57 [1] (0:12.49)	0:35.08 [1] (0:11.85)	0:23.23 [1] (0:11.30)	0:35.08	-9
4	12 RED STAR RUBI Nikita Beriman	5	65.1 400m	0:11.27 400m	1:40.27 [4] (0:16.86)	1:23.41 [7] (0:11.60)	1:11.81 [7] (0:12.20)	0:59.61 [7] (0:12.62)	0:46.99 [8] (0:12.21)	0:34.78 [8] (0:11.75)	0:23.03 [8] (0:11.27)	0:34.78	-3
5	3 KERKORIAN Jake Molloy	2	65.6 400m	0:11.17 400m	1:40.41 [5] (0:16.93)	1:23.48 [8] (0:11.60)	1:11.88 [8] (0:12.30)	0:59.58 [9] (0:12.54)	0:47.04 [9] (0:12.28)	0:34.76 [10] (0:11.86)	0:22.90 [11] (0:11.17)	0:34.76	-7
6	11 WAYFARER'S WAY Samantha Collett	10	64.4 400m	0:11.36 400m	1:40.47 [6] (0:17.15)	1:23.32 [11] (0:11.63)	1:11.69 [11] (0:12.32)	0:59.37 [11] (0:12.47)	0:46.90 [11] (0:12.16)	0:34.74 [11] (0:11.70)	0:23.04 [10] (0:11.36)	0:34.74	-4
7	7 RHODES Mark Du Plessis	9	65.2 Overall	0:11.49 400m	1:40.51 [7] (0:16.22)	1:24.29 [1] (0:11.97)	1:12.32 [4] (0:11.86)	1:00.46 [2] (0:12.59)	0:47.87 [2] (0:12.38)	0:35.49 [2] (0:11.88)	0:23.61 [2] (0:11.49)	0:35.49	-1
8	9 YELLOWHAMMER Martin Harley	6	64.5 1400m	0:11.45 400m	1:40.58 [8] (0:16.47)	1:24.11 [4] (0:11.59)	1:12.52 [3] (0:12.22)	1:00.30 [4] (0:12.38)	0:47.92 [3] (0:12.42)	0:35.50 [3] (0:11.93)	0:23.57 [4] (0:11.45)	0:35.50	-8
9	5 TIME TO TESTIFY Cody Collis	11	64.9 1400m	0:11.42 400m	1:40.75 [9] (0:17.02)	1:23.73 [9] (0:11.61)	1:12.12 [9] (0:11.71)	1:00.41 [5] (0:12.44)	0:47.97 [4] (0:12.44)	0:35.53 [4] (0:11.84)	0:23.69 [5] (0:11.42)	0:35.53	+3
10	4 LISTENTOZOU Michael Cahill	8	64.6 1400m	0:11.47 400m	1:40.86 [10] (0:16.29)	1:24.57 [3] (0:11.71)	1:12.86 [2] (0:12.17)	1:00.69 [3] (0:12.71)	0:47.98 [5] (0:12.42)	0:35.56 [5] (0:11.85)	0:23.71 [6] (0:11.47)	0:35.56	-4

Scratched: Aichi Icon (#1)

[ ] Ranking at each section and finish  
 -:-:- No data available at this section  
 NA No data available

SCN Saddle cloth number  
 DNF Did not finish  
 DNT Did not track



**Doomben QLD Professional**  
**Race 4: The Gibson BM62 Handicap - 1600m**  
**30 October 2024 - 15:19**



BRISBANE  
RACING CLUB

Track Rating: Soft 5, Weather: Fine, Rail Position: +6m Entire

Section	Overall	1400m	1200m	1000m	800m	600m	400m	Last 600m
Field Times	1:39.92 (0:16.22)	1:23.70 (0:11.68)	1:12.02 (0:12.07)	0:59.95 (0:12.55)	0:47.40 (0:12.49)	0:34.91 (0:11.85)	0:23.06 (0:11.24)	0:34.91

Rank	TAB	Horse/Jockey	Barrier	Top Speed [km/h]	Fastest Section	Overall	1400m	1200m	1000m	800m	600m	400m	Last 600m	Distance Travelled [m]
11	6	WHO ORDERED DAFISH Noel Callow	1	65.0 1400m	0:11.38 400m	1:40.86 [11] (0:16.64)	1:24.22 [5] (0:11.70)	1:12.52 [6] (0:12.33)	1:00.19 [8] (0:12.44)	0:47.75 [6] (0:12.26)	0:35.49 [6] (0:11.88)	0:23.61 [9] (0:11.38)	0:35.49	-8

Scratched: Aichi Icon (#1)

[ ] Ranking at each section and finish  
 -:-:- No data available at this section  
 NA No data available

SCN Saddle cloth number  
 DNF Did not finish  
 DNT Did not track



# Doomben QLD Professional

## Race 4: The Gibson BM62 Handicap - 1600m

30 October 2024 - 15:19



BRISBANE  
RACING CLUB

Track Rating: Soft 5, Weather: Fine, Rail Position: +6m Entire

Section							200m			Last 600m
Field Times							0:11.82			0:34.91
							(0:11.82)			
Rank	TAB	Horse/Jockey	Barrier	Top Speed [km/h]	Fastest Section	Margin			Distance Travelled [m]	
1	10	<b>MISS CHENERY</b> Andrew Mallyon	7	66.1 400m	0:11.13 400m	0:11.60 [3] (0:11.60)	1:39.92		0:34.40	
2	8	<b>SECOND SUN</b> Boris Thornton	3	66.0 400m	0:11.10 400m	0:11.89 [1] (0:11.89)	0.41L		0:34.61 +0	
3	2	<b>LUTON HOO</b> Jasper Franklin	4	65.7 400m	0:11.30 400m	0:11.93 [2] (0:11.93)	0.98L		0:35.08 -9	
4	12	<b>RED STAR RUBI</b> Nikita Beriman	5	65.1 400m	0:11.27 400m	0:11.76 [7] (0:11.76)	2.04L		0:34.78 -3	
5	3	<b>KERKORIAN</b> Jake Molloy	2	65.6 400m	0:11.17 400m	0:11.73 [10] (0:11.73)	2.84L		0:34.76 -7	
6	11	<b>WAYFARER'S WAY</b> Samantha Collett	10	64.4 400m	0:11.36 400m	0:11.68 [11] (0:11.68)	3.21L		0:34.74 -4	
7	7	<b>RHODES</b> Mark Du Plessis	9	65.2 Overall	0:11.49 400m	0:12.12 [4] (0:12.12)	3.42L		0:35.49 -1	
8	9	<b>YELLOWHAMMER</b> Martin Harley	6	64.5 1400m	0:11.45 400m	0:12.12 [5] (0:12.12)	3.86L		0:35.50 -8	
9	5	<b>TIME TO TESTIFY</b> Cody Collis	11	64.9 1400m	0:11.42 400m	0:12.27 [6] (0:12.27)	4.86L		0:35.53 +3	
10	4	<b>LISTENTOZOU</b> Michael Cahill	8	64.6 1400m	0:11.47 400m	0:12.24 [8] (0:12.24)	5.49L		0:35.56 -4	

Scratched: Aichi Icon (#1)

[ ] Ranking at each section and finish  
 -:-:- No data available at this section  
 NA No data available

SCN Saddle cloth number  
 DNF Did not finish  
 DNT Did not track



**Doomben QLD Professional**  
**Race 4: The Gibson BM62 Handicap - 1600m**  
**30 October 2024 - 15:19**



Track Rating: Soft 5, Weather: Fine, Rail Position: +6m Entire

Section				200m				Last 600m	
Field Times				0:11.82 (0:11.82)				0:34.91	
Rank	TAB Horse/Jockey	Barrier	Top Speed [km/h]	Fastest Section	Margin				Distance Travelled [m]
11	6 WHO ORDERED DAFISH Noel Callow	1	65.0 1400m	0:11.38 400m	0:12.23 [9] (0:12.23)	5.52L		0:35.49	-8

Scratched: Aichi Icon (#1)

[ ] Ranking at each section and finish  
 -:-:- No data available at this section  
 NA No data available

SCN Saddle cloth number  
 DNF Did not finish  
 DNT Did not track



Horse/Jockey Name	Miss Chenery
Final Rank	1
Fastest Section Time (Section)	0:11.13 (400m)
Top Speed [km/h] (Section)	66.1 (400m)
Race State	Finished



### Doomben QLD Professional

Race 4: The Gibson BM62 Handicap - 1600m

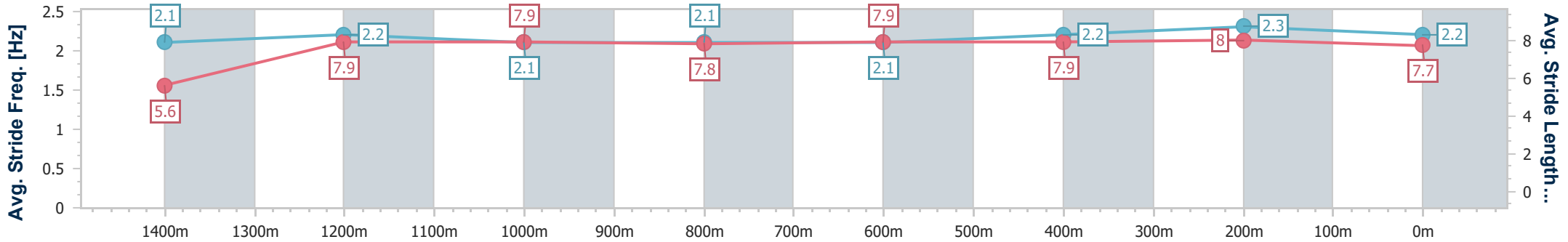
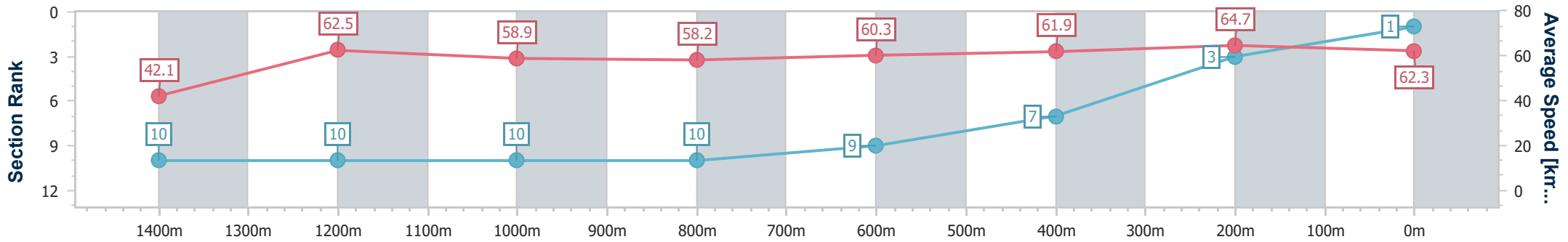
30 October 2024 - 15:19

Track Rating: Soft 5, Weather: Fine, Rail Position: +6m Entire



BRISBANE RACING CLUB

Section	Overall	1400m	1200m	1000m	800m	600m	400m	200m
Section Times	1:39.92 [1] (0:17.14)	1:22.78 [10] (0:11.61)	1:11.17 [10] (0:12.24)	0:58.93 [10] (0:12.42)	0:46.51 [10] (0:12.11)	0:34.40 [9] (0:11.67)	0:22.73 [7] (0:11.13)	0:11.60 [3] (0:11.60)
Average Speed [km/h]	42.1	62.5	58.9	58.2	60.3	61.9	64.7	62.3
Top Speed [km/h]	63.1	63.7	60.3	60.3	61.7	63.7	66.1	64.5
Avg. Dist. to Rail [m]	7.2	1.6	2.0	1.8	2.0	1.2	3.1	3.5
Avg. Stride Freq. [Hz]	2.1	2.2	2.1	2.1	2.1	2.2	2.3	2.2
Avg. Stride Length [m]	5.6	7.9	7.9	7.8	7.9	7.9	8.0	7.7



- [ ] Ranking at each section and finish
- .-.- No data available at this section
- NA No data available





Horse/Jockey Name	Second Sun
Final Rank	2
Fastest Section Time (Section)	0:11.10 (400m)
Top Speed [km/h] (Section)	66.0 (400m)
Race State	Finished



Doomben QLD Professional

Race 4: The Gibson BM62 Handicap - 1600m

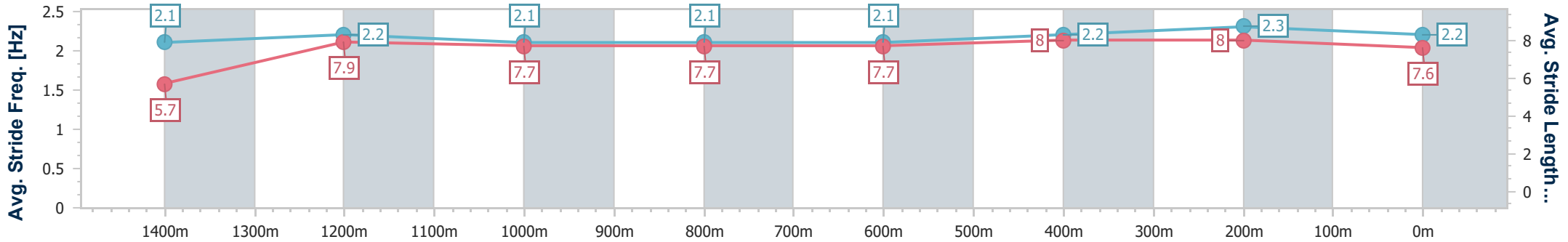
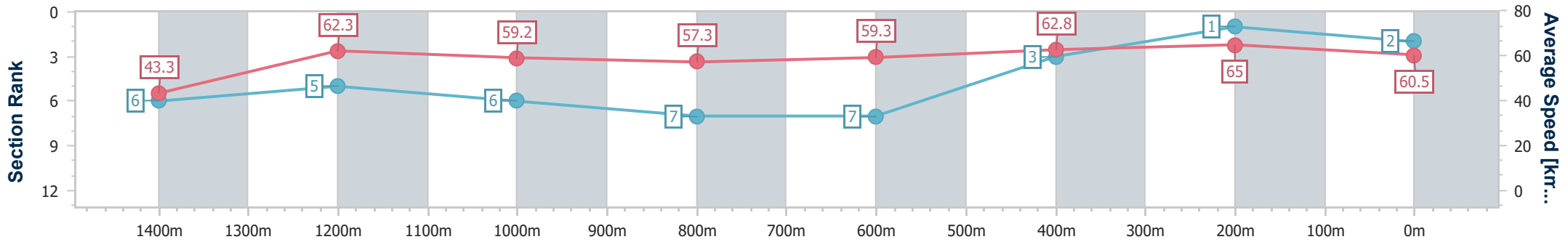
30 October 2024 - 15:19

Track Rating: Soft 5, Weather: Fine, Rail Position: +6m Entire



BRISBANE RACING CLUB

Section	Overall	1400m	1200m	1000m	800m	600m	400m	200m
Section Times	1:39.99 [2] (0:16.65)	1:23.34 [6] (0:11.64)	1:11.70 [5] (0:12.16)	0:59.54 [6] (0:12.66)	0:46.88 [7] (0:12.27)	0:34.61 [7] (0:11.62)	0:22.99 [3] (0:11.10)	0:11.89 [1] (0:11.89)
Average Speed [km/h]	43.3	62.3	59.2	57.3	59.3	62.8	65.0	60.5
Top Speed [km/h]	63.8	64.8	59.7	59.7	61.0	64.5	66.0	63.0
Avg. Dist. to Rail [m]	6.7	1.0	2.4	2.8	2.4	1.7	2.0	1.0
Avg. Stride Freq. [Hz]	2.1	2.2	2.1	2.1	2.1	2.2	2.3	2.2
Avg. Stride Length [m]	5.7	7.9	7.7	7.7	7.7	8.0	8.0	7.6



- [ ] Ranking at each section and finish
- .-.- No data available at this section
- NA No data available



Horse/Jockey Name	Luton Hoo
Final Rank	3
Fastest Section Time (Section)	0:11.30 (400m)
Top Speed [km/h] (Section)	65.7 (400m)
Race State	Finished



Doomben QLD Professional

Race 4: The Gibson BM62 Handicap - 1600m

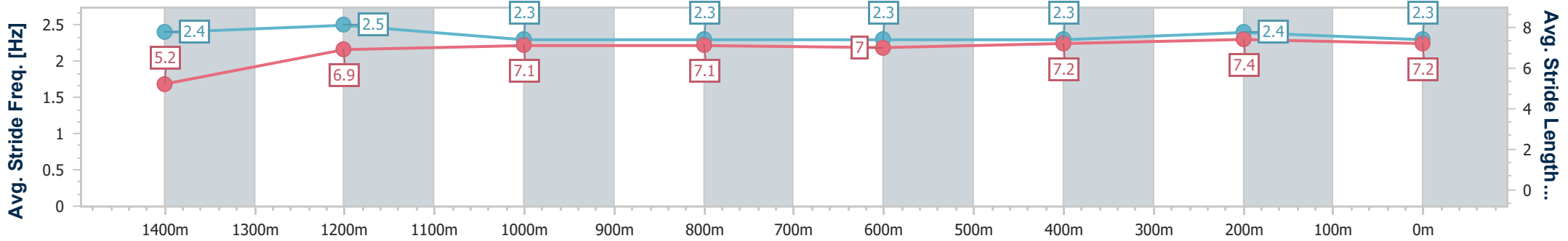
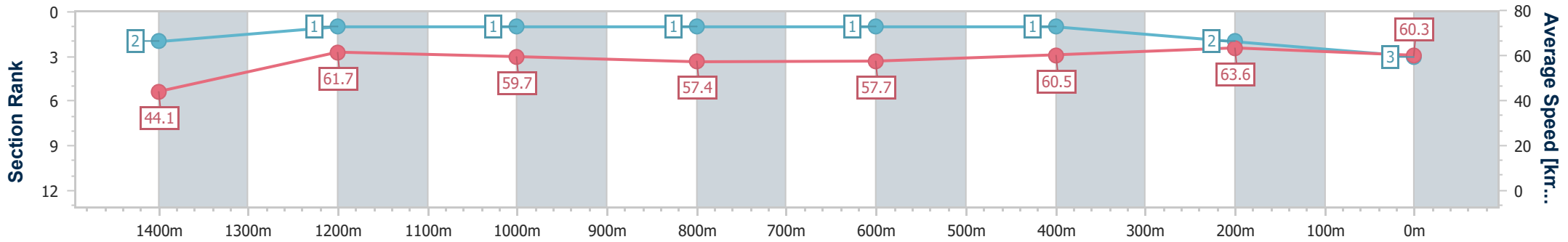
30 October 2024 - 15:19

Track Rating: Soft 5, Weather: Fine, Rail Position: +6m Entire



BRISBANE RACING CLUB

Section	Overall	1400m	1200m	1000m	800m	600m	400m	200m
Section Times	1:40.09 [3] (0:16.26)	1:23.83 [2] (0:11.64)	1:12.19 [1] (0:12.07)	1:00.12 [1] (0:12.55)	0:47.57 [1] (0:12.49)	0:35.08 [1] (0:11.85)	0:23.23 [1] (0:11.30)	0:11.93 [2] (0:11.93)
Average Speed [km/h]	44.1	61.7	59.7	57.4	57.7	60.5	63.6	60.3
Top Speed [km/h]	65.5	64.9	61.2	61.1	59.3	62.0	65.7	63.0
Avg. Dist. to Rail [m]	6.4	0.7	0.6	0.5	0.5	0.9	0.8	2.4
Avg. Stride Freq. [Hz]	2.4	2.5	2.3	2.3	2.3	2.3	2.4	2.3
Avg. Stride Length [m]	5.2	6.9	7.1	7.1	7.0	7.2	7.4	7.2



- [ ] Ranking at each section and finish
- .-.-.- No data available at this section
- NA No data available



Horse/Jockey Name	Red Star Rubi
Final Rank	4
Fastest Section Time (Section)	0:11.27 (400m)
Top Speed [km/h] (Section)	65.1 (400m)
Race State	Finished

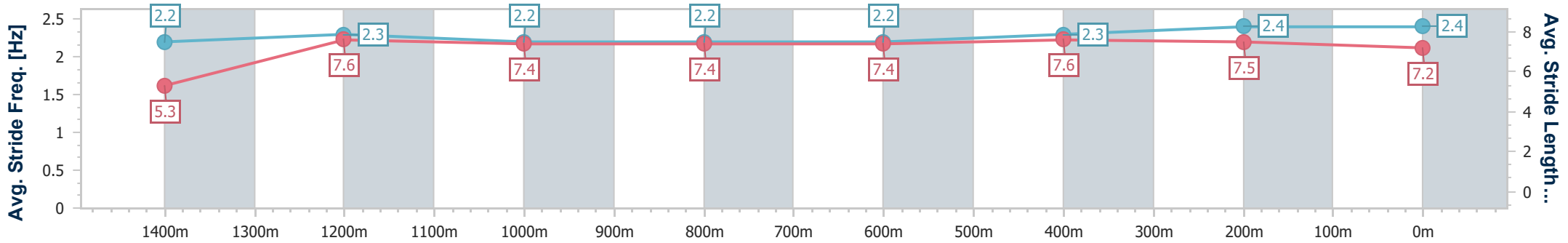
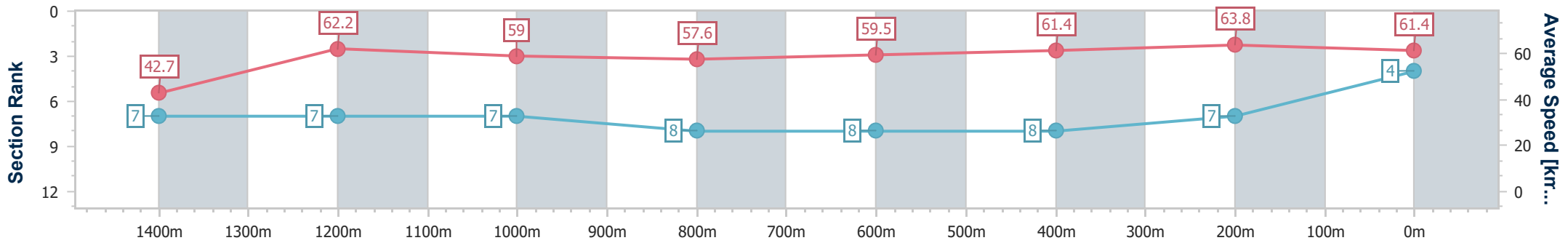


**Doomben QLD Professional**  
**Race 4: The Gibson BM62 Handicap - 1600m**  
 30 October 2024 - 15:19  
 Track Rating: Soft 5, Weather: Fine, Rail Position: +6m Entire



BRISBANE  
RACING CLUB

Section	Overall	1400m	1200m	1000m	800m	600m	400m	200m
Section Times	1:40.27 [4] (0:16.86)	1:23.41 [7] (0:11.60)	1:11.81 [7] (0:12.20)	0:59.61 [7] (0:12.62)	0:46.99 [8] (0:12.21)	0:34.78 [8] (0:11.75)	0:23.03 [8] (0:11.27)	0:11.76 [7] (0:11.76)
Average Speed [km/h]	42.7	62.2	59.0	57.6	59.5	61.4	63.8	61.4
Top Speed [km/h]	63.3	64.2	60.3	60.1	61.5	62.6	65.1	64.7
Avg. Dist. to Rail [m]	6.9	0.7	1.8	1.9	2.0	0.5	1.9	1.5
Avg. Stride Freq. [Hz]	2.2	2.3	2.2	2.2	2.2	2.3	2.4	2.4
Avg. Stride Length [m]	5.3	7.6	7.4	7.4	7.4	7.6	7.5	7.2



- [ ] Ranking at each section and finish
- .-.- No data available at this section
- NA No data available



Horse/Jockey Name	Kerkorian
Final Rank	5
Fastest Section Time (Section)	0:11.17 (400m)
Top Speed [km/h] (Section)	65.6 (400m)
Race State	Finished

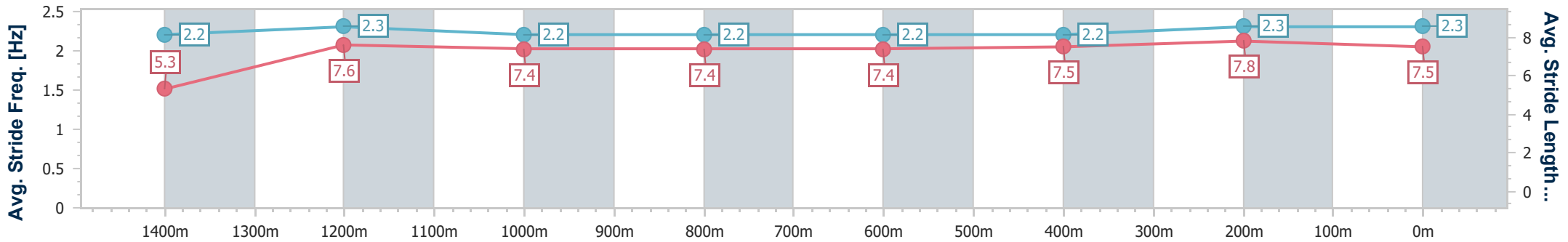
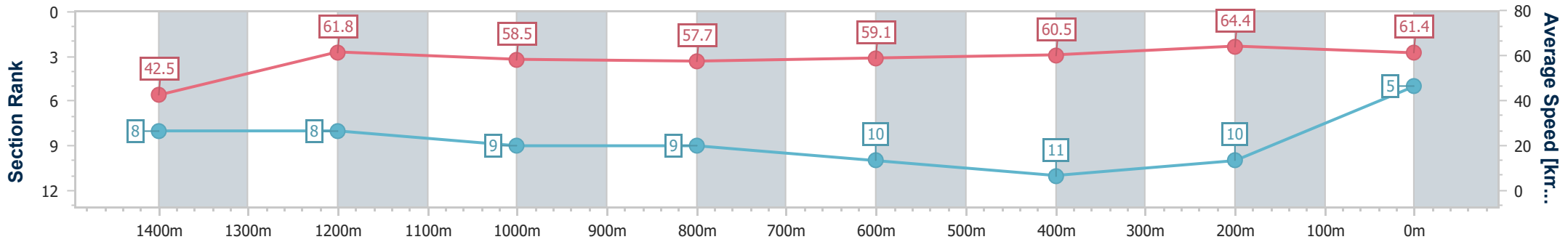


**Doomben QLD Professional**  
**Race 4: The Gibson BM62 Handicap - 1600m**  
 30 October 2024 - 15:19  
 Track Rating: Soft 5, Weather: Fine, Rail Position: +6m Entire



BRISBANE  
RACING CLUB

Section	Overall	1400m	1200m	1000m	800m	600m	400m	200m
Section Times	1:40.41 [5] (0:16.93)	1:23.48 [8] (0:11.60)	1:11.88 [8] (0:12.30)	0:59.58 [9] (0:12.54)	0:47.04 [9] (0:12.28)	0:34.76 [10] (0:11.86)	0:22.90 [11] (0:11.17)	0:11.73 [10] (0:11.73)
Average Speed [km/h]	42.5	61.8	58.5	57.7	59.1	60.5	64.4	61.4
Top Speed [km/h]	63.8	64.4	59.5	60.0	60.6	61.8	65.6	63.9
Avg. Dist. to Rail [m]	7.1	1.0	2.2	1.9	1.4	0.7	1.1	1.9
Avg. Stride Freq. [Hz]	2.2	2.3	2.2	2.2	2.2	2.2	2.3	2.3
Avg. Stride Length [m]	5.3	7.6	7.4	7.4	7.4	7.5	7.8	7.5



- [ ] Ranking at each section and finish
- .-.- No data available at this section
- NA No data available



Horse/Jockey Name	Wayfarer's Way
Final Rank	6
Fastest Section Time (Section)	0:11.36 (400m)
Top Speed [km/h] (Section)	64.4 (400m)
Race State	Finished

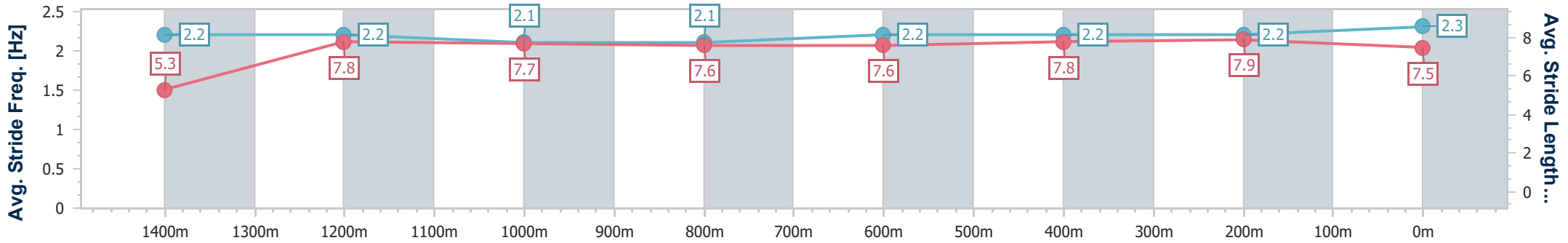
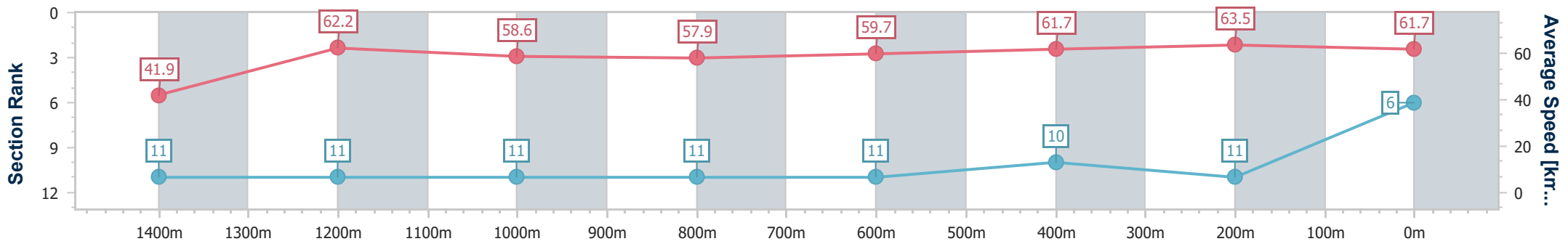


**Doomben QLD Professional**  
**Race 4: The Gibson BM62 Handicap - 1600m**  
 30 October 2024 - 15:19  
 Track Rating: Soft 5, Weather: Fine, Rail Position: +6m Entire



BRISBANE  
RACING CLUB

Section	Overall	1400m	1200m	1000m	800m	600m	400m	200m
Section Times	1:40.47 [6] (0:17.15)	1:23.32 [11] (0:11.63)	1:11.69 [11] (0:12.32)	0:59.37 [11] (0:12.47)	0:46.90 [11] (0:12.16)	0:34.74 [11] (0:11.70)	0:23.04 [10] (0:11.36)	0:11.68 [11] (0:11.68)
Average Speed [km/h]	41.9	62.2	58.6	57.9	59.7	61.7	63.5	61.7
Top Speed [km/h]	64.2	64.2	59.6	60.3	61.8	62.9	64.4	63.5
Avg. Dist. to Rail [m]	6.8	0.7	1.1	1.3	1.0	0.6	3.0	7.0
Avg. Stride Freq. [Hz]	2.2	2.2	2.1	2.1	2.2	2.2	2.2	2.3
Avg. Stride Length [m]	5.3	7.8	7.7	7.6	7.6	7.8	7.9	7.5



- [ ] Ranking at each section and finish
- .-.-.- No data available at this section
- NA No data available



Horse/Jockey Name	Rhodes
Final Rank	7
Fastest Section Time (Section)	0:11.49 (400m)
Top Speed [km/h] (Section)	65.2 (Overall)
Race State	Finished



Doomben QLD Professional

Race 4: The Gibson BM62 Handicap - 1600m

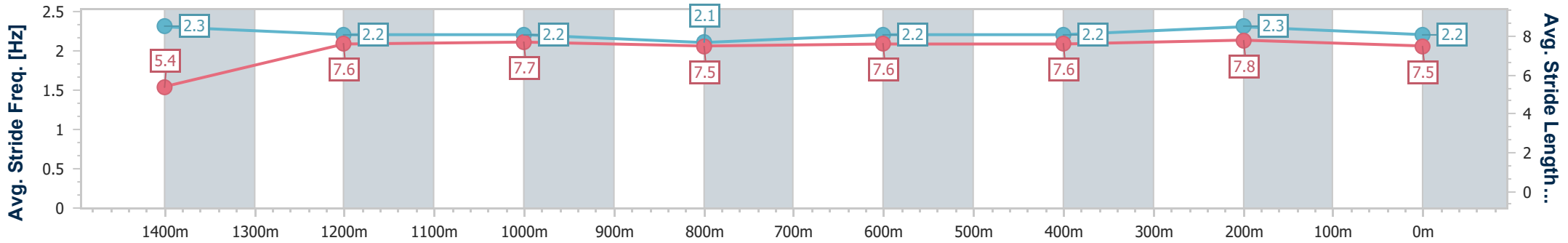
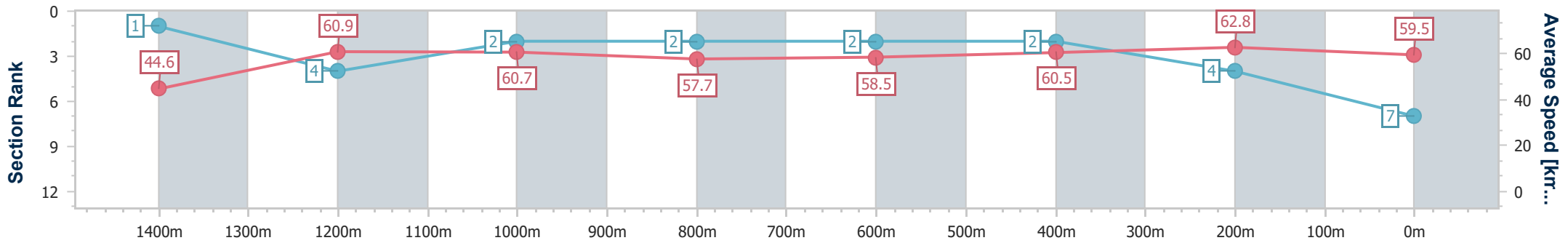
30 October 2024 - 15:19

Track Rating: Soft 5, Weather: Fine, Rail Position: +6m Entire



BRISBANE RACING CLUB

Section	Overall	1400m	1200m	1000m	800m	600m	400m	200m
Section Times	1:40.51 [7] (0:16.22)	1:24.29 [1] (0:11.97)	1:12.32 [4] (0:11.86)	1:00.46 [2] (0:12.59)	0:47.87 [2] (0:12.38)	0:35.49 [2] (0:11.88)	0:23.61 [2] (0:11.49)	0:12.12 [4] (0:12.12)
Average Speed [km/h]	44.6	60.9	60.7	57.7	58.5	60.5	62.8	59.5
Top Speed [km/h]	65.2	63.5	61.6	59.5	60.8	62.0	64.1	61.4
Avg. Dist. to Rail [m]	8.5	2.1	3.5	2.5	1.4	0.2	0.5	0.5
Avg. Stride Freq. [Hz]	2.3	2.2	2.2	2.1	2.2	2.2	2.3	2.2
Avg. Stride Length [m]	5.4	7.6	7.7	7.5	7.6	7.6	7.8	7.5



- [ ] Ranking at each section and finish
- .-.-.- No data available at this section
- NA No data available



Horse/Jockey Name	Yellowhammer
Final Rank	8
Fastest Section Time (Section)	0:11.45 (400m)
Top Speed [km/h] (Section)	64.5 (1400m)
Race State	Finished



Doomben QLD Professional

Race 4: The Gibson BM62 Handicap - 1600m

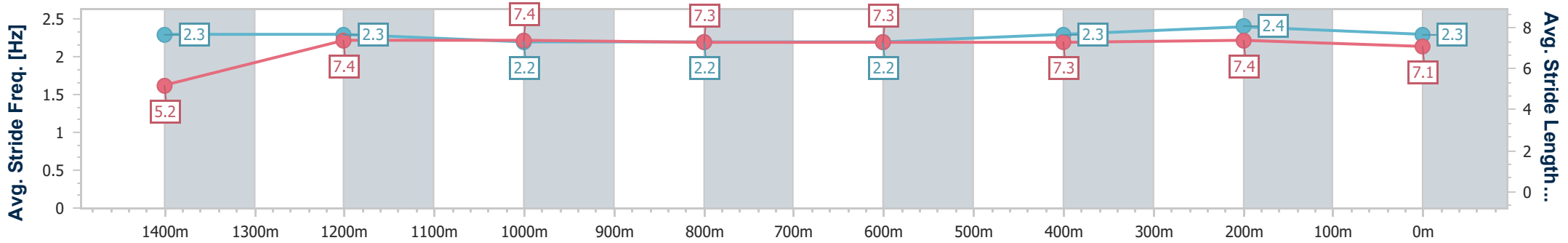
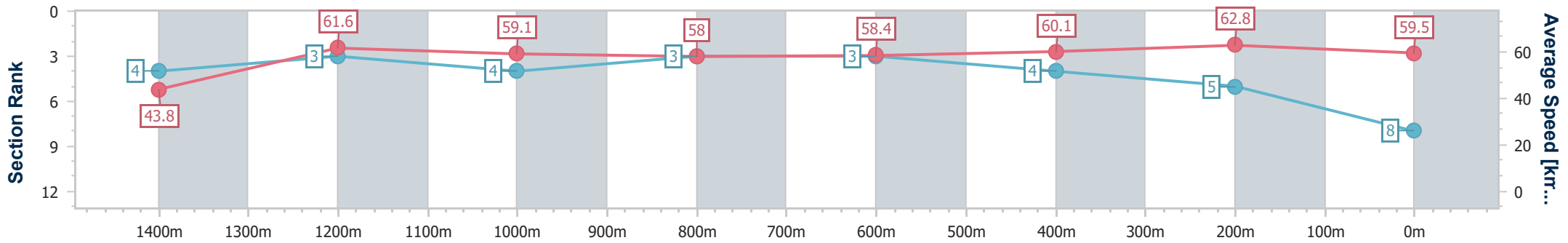
30 October 2024 - 15:19

Track Rating: Soft 5, Weather: Fine, Rail Position: +6m Entire



BRISBANE RACING CLUB

Section	Overall	1400m	1200m	1000m	800m	600m	400m	200m
Section Times	1:40.58 [8] (0:16.47)	1:24.11 [4] (0:11.59)	1:12.52 [3] (0:12.22)	1:00.30 [4] (0:12.38)	0:47.92 [3] (0:12.42)	0:35.50 [3] (0:11.93)	0:23.57 [4] (0:11.45)	0:12.12 [5] (0:12.12)
Average Speed [km/h]	43.8	61.6	59.1	58.0	58.4	60.1	62.8	59.5
Top Speed [km/h]	64.0	64.5	60.7	61.1	59.9	61.1	64.2	62.5
Avg. Dist. to Rail [m]	7.6	0.9	0.3	0.2	0.5	0.4	0.7	2.2
Avg. Stride Freq. [Hz]	2.3	2.3	2.2	2.2	2.2	2.3	2.4	2.3
Avg. Stride Length [m]	5.2	7.4	7.4	7.3	7.3	7.3	7.4	7.1



- [ ] Ranking at each section and finish
- .-.- No data available at this section
- NA No data available



Horse/Jockey Name	Time To Testify
Final Rank	9
Fastest Section Time (Section)	0:11.42 (400m)
Top Speed [km/h] (Section)	64.9 (1400m)
Race State	Finished

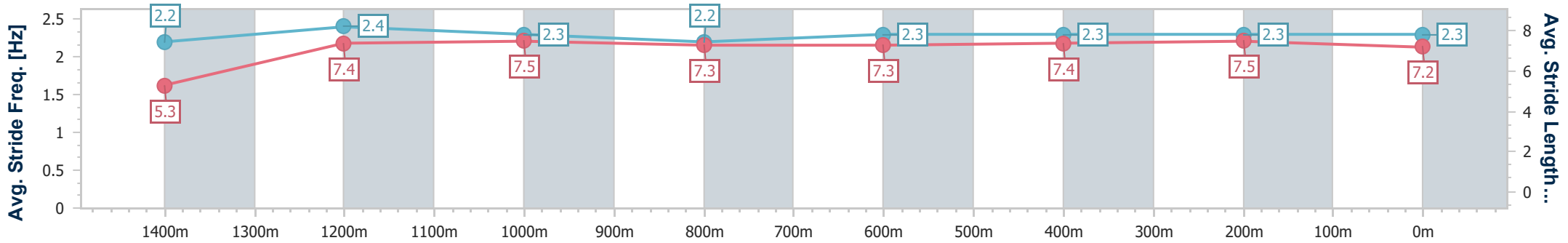
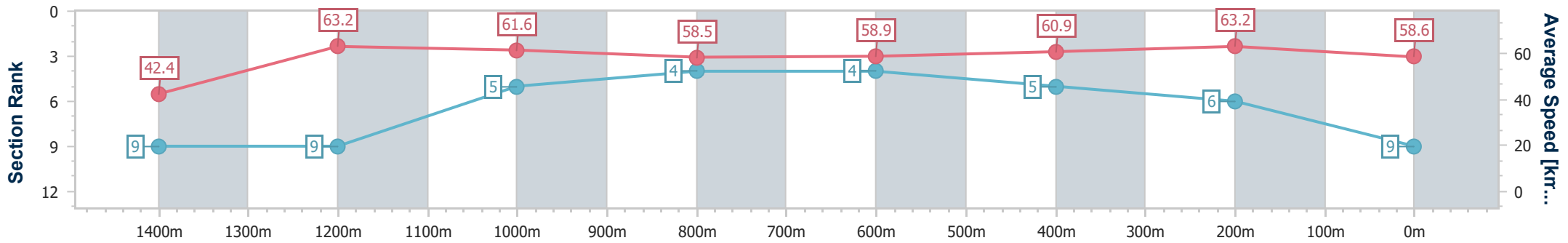


**Doomben QLD Professional**  
**Race 4: The Gibson BM62 Handicap - 1600m**  
 30 October 2024 - 15:19  
 Track Rating: Soft 5, Weather: Fine, Rail Position: +6m Entire



BRISBANE  
RACING CLUB

Section	Overall	1400m	1200m	1000m	800m	600m	400m	200m
Section Times	1:40.75 [9] (0:17.02)	1:23.73 [9] (0:11.61)	1:12.12 [9] (0:11.71)	1:00.41 [5] (0:12.44)	0:47.97 [4] (0:12.44)	0:35.53 [4] (0:11.84)	0:23.69 [5] (0:11.42)	0:12.27 [6] (0:12.27)
Average Speed [km/h]	42.4	63.2	61.6	58.5	58.9	60.9	63.2	58.6
Top Speed [km/h]	61.9	64.9	63.3	62.0	60.4	62.6	63.5	62.1
Avg. Dist. to Rail [m]	8.8	3.0	5.1	4.5	2.9	0.8	2.1	2.3
Avg. Stride Freq. [Hz]	2.2	2.4	2.3	2.2	2.3	2.3	2.3	2.3
Avg. Stride Length [m]	5.3	7.4	7.5	7.3	7.3	7.4	7.5	7.2



- [ ] Ranking at each section and finish
- .-.- No data available at this section
- NA No data available





Horse/Jockey Name	Listentozou
Final Rank	10
Fastest Section Time (Section)	0:11.47 (400m)
Top Speed [km/h] (Section)	64.6 (1400m)
Race State	Finished



### Doomben QLD Professional

Race 4: The Gibson BM62 Handicap - 1600m

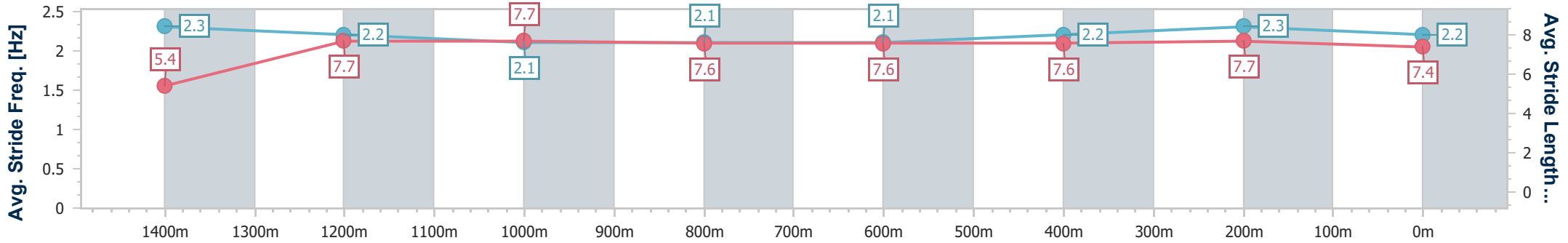
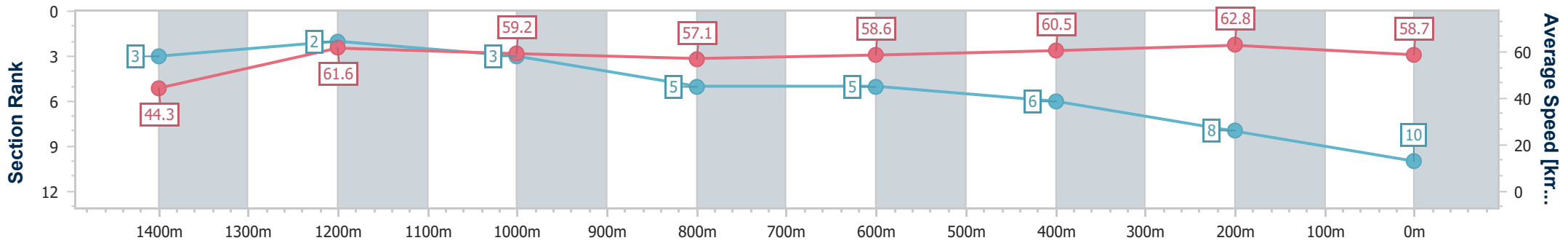
30 October 2024 - 15:19

Track Rating: Soft 5, Weather: Fine, Rail Position: +6m Entire



BRISBANE RACING CLUB

Section	Overall	1400m	1200m	1000m	800m	600m	400m	200m
Section Times	1:40.86 [10] (0:16.29)	1:24.57 [3] (0:11.71)	1:12.86 [2] (0:12.17)	1:00.69 [3] (0:12.71)	0:47.98 [5] (0:12.42)	0:35.56 [5] (0:11.85)	0:23.71 [6] (0:11.47)	0:12.24 [8] (0:12.24)
Average Speed [km/h]	44.3	61.6	59.2	57.1	58.6	60.5	62.8	58.7
Top Speed [km/h]	64.6	64.6	60.2	59.8	60.5	61.5	63.5	61.5
Avg. Dist. to Rail [m]	7.2	0.6	2.1	2.8	1.7	0.7	0.5	0.3
Avg. Stride Freq. [Hz]	2.3	2.2	2.1	2.1	2.1	2.2	2.3	2.2
Avg. Stride Length [m]	5.4	7.7	7.7	7.6	7.6	7.6	7.7	7.4



- [ ] Ranking at each section and finish
- .-.- No data available at this section
- NA No data available



Horse/Jockey Name	Who Ordered Dafish
Final Rank	11
Fastest Section Time (Section)	0:11.38 (400m)
Top Speed [km/h] (Section)	65.0 (1400m)
Race State	Finished



Doomben QLD Professional

Race 4: The Gibson BM62 Handicap - 1600m

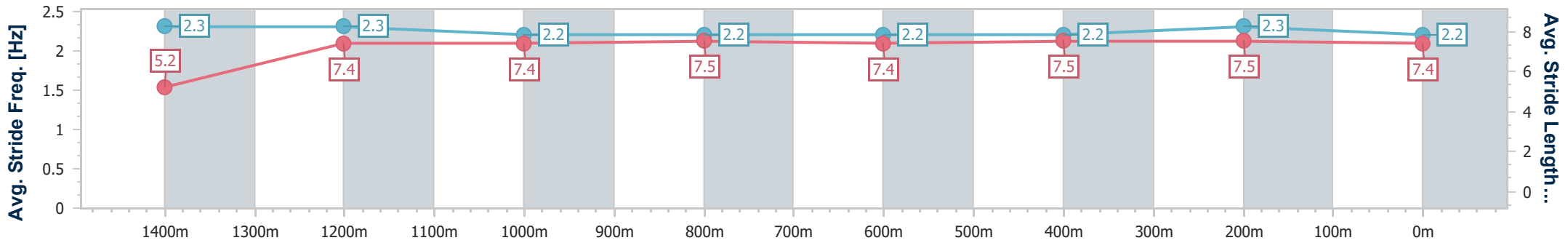
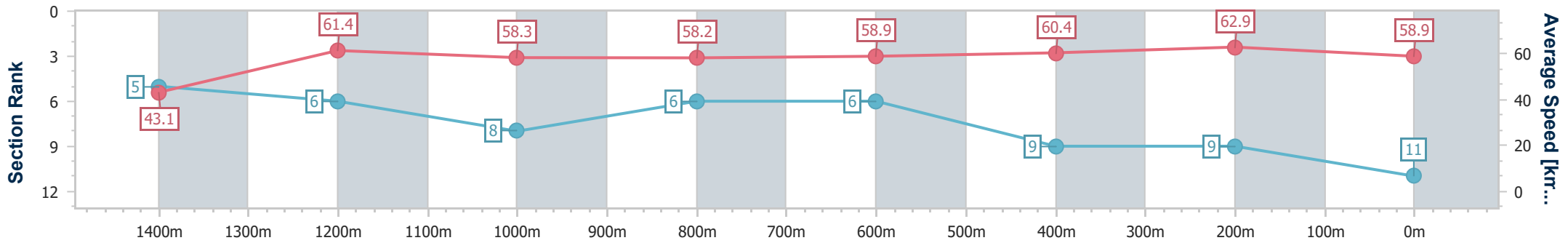
30 October 2024 - 15:19

Track Rating: Soft 5, Weather: Fine, Rail Position: +6m Entire



BRISBANE RACING CLUB

Section	Overall	1400m	1200m	1000m	800m	600m	400m	200m
Section Times	1:40.86 [11] (0:16.64)	1:24.22 [5] (0:11.70)	1:12.52 [6] (0:12.33)	1:00.19 [8] (0:12.44)	0:47.75 [6] (0:12.26)	0:35.49 [6] (0:11.88)	0:23.61 [9] (0:11.38)	0:12.23 [9] (0:12.23)
Average Speed [km/h]	43.1	61.4	58.3	58.2	58.9	60.4	62.9	58.9
Top Speed [km/h]	64.2	65.0	59.4	60.7	59.8	61.3	64.3	64.1
Avg. Dist. to Rail [m]	6.3	0.9	1.7	1.5	0.7	0.8	0.9	0.9
Avg. Stride Freq. [Hz]	2.3	2.3	2.2	2.2	2.2	2.2	2.3	2.2
Avg. Stride Length [m]	5.2	7.4	7.4	7.5	7.4	7.5	7.5	7.4



- [ ] Ranking at each section and finish
- .-.- No data available at this section
- NA No data available



# Doomben QLD Professional

## Race 5: Officiating at Aquis Fillies and Mares BM68 Handicap - 1200m

30 October 2024 - 15:54



BRISBANE  
RACING CLUB

Track Rating: Soft 5, Weather: Fine, Rail Position: +6m Entire

Section		Overall										Last 600m	
Field Times		1:09.91										0:34.42	
		(0:13.24)											
		0:56.67											
		(0:10.90)											
		0:45.77											
		(0:11.35)											
		0:34.42											
		(0:11.57)											
		0:22.85											
		(0:11.19)											
		0:11.66											
		(0:11.66)											
Rank	TAB	Horse/Jockey	Barrier	Top Speed [km/h]	Fastest Section	Overall	1000m	800m	600m	400m	200m	Margin	Distance Travelled [m]
1	7	LUNAR EIGHT Noel Callow	6	67.6 400m	0:10.91 1000m	1:09.91 [1] (0:13.38)	0:56.53 [3] (0:10.91)	0:45.62 [3] (0:11.38)	0:34.24 [3] (0:11.66)	0:22.58 [4] (0:10.92)	0:11.66 [1] (0:11.66)	1:09.91 0:34.24	
2	3	MISS BAYLES Cody Collis	5	69.4 1000m	0:10.85 1000m	1:10.05 [2] (0:13.58)	0:56.47 [4] (0:10.85)	0:45.62 [4] (0:11.42)	0:34.20 [4] (0:11.43)	0:22.77 [3] (0:11.05)	0:11.72 [2] (0:11.72)	0.79L 0:34.20	+0
2	9	SULTRY SIREN Bailey Wheeler	10	68.8 400m	0:10.67 400m	1:10.05 [2] (0:13.99)	0:56.06 [8] (0:11.10)	0:44.96 [8] (0:11.40)	0:33.56 [8] (0:11.51)	0:22.05 [9] (0:10.67)	0:11.38 [6] (0:11.38)	0.79L 0:33.56	+2
4	1	JOVITA Jag Guthmann-Chester	3	67.7 400m	0:11.01 400m	1:10.26 [4] (0:13.87)	0:56.39 [7] (0:11.12)	0:45.27 [7] (0:11.34)	0:33.93 [7] (0:11.39)	0:22.54 [6] (0:11.01)	0:11.53 [8] (0:11.53)	2.03L 0:33.93	+3
5	8	FREELAND Michael Cahill	2	67.7 400m	0:10.92 400m	1:10.38 [5] (0:13.83)	0:56.55 [6] (0:11.13)	0:45.42 [6] (0:11.28)	0:34.14 [6] (0:11.52)	0:22.62 [7] (0:10.92)	0:11.70 [7] (0:11.70)	2.74L 0:34.14	+3
6	5	SALT LAKE BETTY Samantha Collett	8	69.2 1000m	0:10.82 1000m	1:10.43 [6] (0:13.32)	0:57.11 [2] (0:10.82)	0:46.29 [1] (0:11.38)	0:34.91 [2] (0:11.55)	0:23.36 [2] (0:11.30)	0:12.06 [3] (0:12.06)	3.04L 0:34.91	-4
7	10	KIRRAGIRL Andrew Mallyon	1	66.5 1000m	0:11.04 400m	1:10.66 [7] (0:13.68)	0:56.98 [5] (0:11.08)	0:45.90 [5] (0:11.29)	0:34.61 [5] (0:11.52)	0:23.09 [5] (0:11.04)	0:12.05 [5] (0:12.05)	4.36L 0:34.61	-1
8	2	MAMBO DANCER Ron Stewart	4	66.7 400m	0:11.03 400m	1:10.70 [8] (0:14.01)	0:56.69 [9] (0:11.22)	0:45.47 [9] (0:11.27)	0:34.20 [9] (0:11.28)	0:22.92 [8] (0:11.03)	0:11.89 [9] (0:11.89)	4.6L 0:34.20	-4
9	4	BELLA BABE Nozi Tomizawa	11	67.5 1000m	0:10.95 400m	1:10.72 [9] (0:14.36)	0:56.36 [11] (0:11.11)	0:45.25 [11] (0:11.27)	0:33.98 [11] (0:11.29)	0:22.69 [10] (0:10.95)	0:11.74 [10] (0:11.74)	4.74L 0:33.98	+3
10	12	LOKEN Nikita Beriman	7	68.8 Overall	0:10.97 1000m	1:11.35 [10] (0:13.24)	0:58.11 [1] (0:10.97)	0:47.14 [2] (0:11.28)	0:35.86 [1] (0:11.57)	0:24.29 [1] (0:11.55)	0:12.74 [4] (0:12.74)	8.46L 0:35.86	-7

Scratched: Pink Cashmere (#11)

Report Created: Wed 30 October 2024 16:17 GMT+ (Note: Timing is based on position data)

Page 1/13

[ ] Ranking at each section and finish  
 -:-:- No data available at this section  
 NA No data available

SCN Saddle cloth number  
 DNF Did not finish  
 DNT Did not track

data processed by TRIPLESDATA



# Doomben QLD Professional

## Race 5: Officiating at Aquis Fillies and Mares BM68 Handicap - 1200m

30 October 2024 - 15:54



BRISBANE  
RACING CLUB

Track Rating: Soft 5, Weather: Fine, Rail Position: +6m Entire

Section	Overall	1000m	800m	600m	400m	200m	Last 600m
Field Times	1:09.91 (0:13.24)	0:56.67 (0:10.90)	0:45.77 (0:11.35)	0:34.42 (0:11.57)	0:22.85 (0:11.19)	0:11.66 (0:11.66)	0:34.42

Rank	TAB	Horse/Jockey	Barrier	Top Speed [km/h]	Fastest Section	Margin	Distance Travelled [m]
11	6	BAT PAD	9	67.0	0:11.25	1:11.44 [11]	
		Corey Bayliss		Overall	1000m	(0:14.14)	(0:11.25)
						(0:11.35)	(0:11.47)
						(0:11.28)	(0:11.95)
						8.95L	0:34.70
							+0

Scratched: Pink Cashmere (#11)

[ ] Ranking at each section and finish  
 -:-:-:- No data available at this section  
 NA No data available

SCN Saddle cloth number  
 DNF Did not finish  
 DNT Did not track



Horse/Jockey Name	Lunar Eight
Final Rank	1
Fastest Section Time (Section)	0:10.91 (1000m)
Top Speed [km/h] (Section)	67.6 (400m)
Race State	Finished



**Doomben QLD Professional**  
 Race 5: Officiating at Aquis Fillies and Mares BM68 Handicap - 1200m

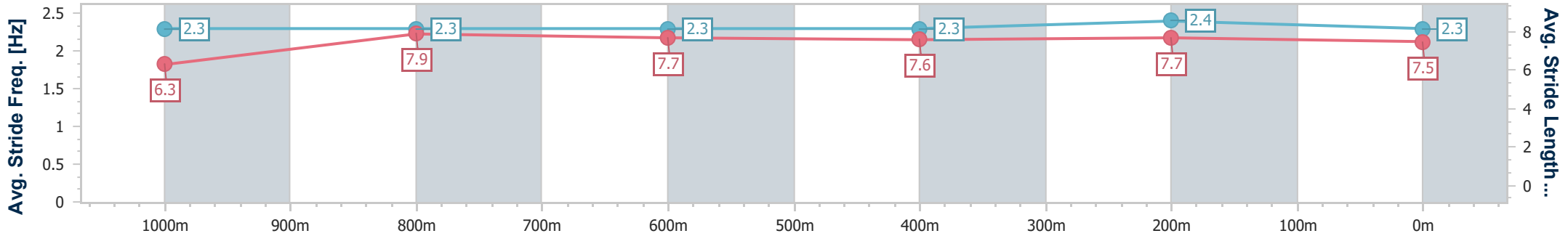
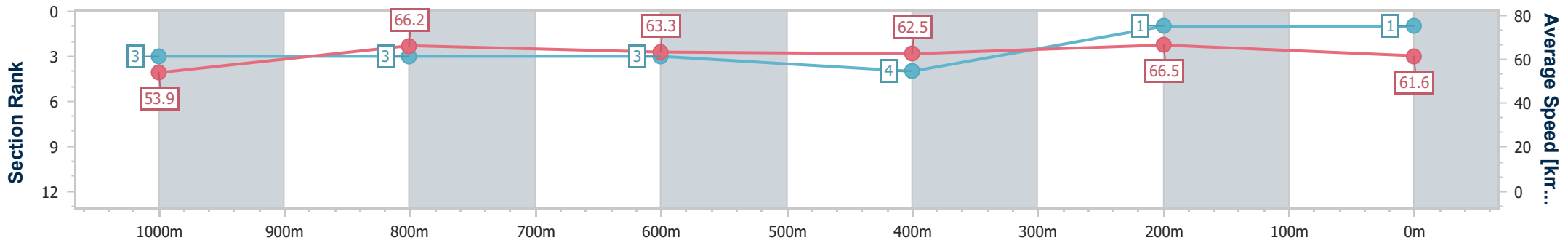


30 October 2024 - 15:54

BRISBANE RACING CLUB

Track Rating: Soft 5, Weather: Fine, Rail Position: +6m Entire

Section	Overall	1000m	800m	600m	400m	200m
Section Times	1:09.91 [1] (0:13.38)	0:56.53 [3] (0:10.91)	0:45.62 [3] (0:11.38)	0:34.24 [3] (0:11.66)	0:22.58 [4] (0:10.92)	0:11.66 [1] (0:11.66)
Average Speed [km/h]	53.9	66.2	63.3	62.5	66.5	61.6
Top Speed [km/h]	67.2	67.1	64.6	65.4	67.6	65.0
Avg. Dist. to Rail [m]	3.3	0.4	0.7	2.4	2.6	0.7
Avg. Stride Freq. [Hz]	2.3	2.3	2.3	2.3	2.4	2.3
Avg. Stride Length [m]	6.3	7.9	7.7	7.6	7.7	7.5



- [ ] Ranking at each section and finish
- .-.- No data available at this section
- NA No data available



Horse/Jockey Name	Sultry Siren
Final Rank	2
Fastest Section Time (Section)	0:10.67 (400m)
Top Speed [km/h] (Section)	68.8 (400m)
Race State	Finished



**Doomben QLD Professional**  
**Race 5: Officiating at Aquis Fillies and Mares BM68 Handicap - 1200m**

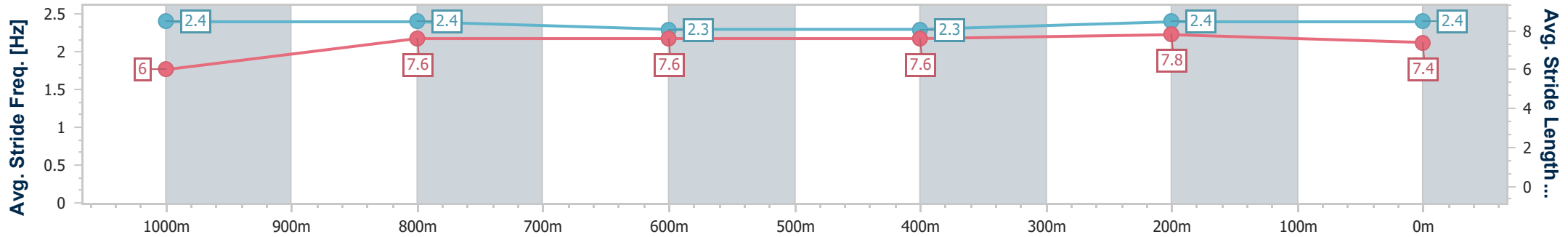
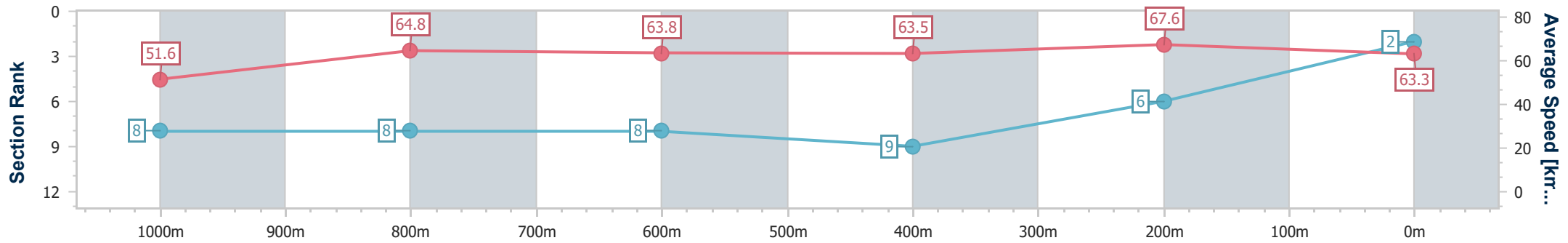


BRISBANE  
RACING CLUB

30 October 2024 - 15:54

Track Rating: Soft 5, Weather: Fine, Rail Position: +6m Entire

Section	Overall	1000m	800m	600m	400m	200m
Section Times	1:10.05 [2] (0:13.99)	0:56.06 [8] (0:11.10)	0:44.96 [8] (0:11.40)	0:33.56 [8] (0:11.51)	0:22.05 [9] (0:10.67)	0:11.38 [6] (0:11.38)
Average Speed [km/h]	51.6	64.8	63.8	63.5	67.6	63.3
Top Speed [km/h]	65.4	65.9	64.8	66.3	68.8	68.5
Avg. Dist. to Rail [m]	5.2	0.6	1.9	2.4	4.3	3.1
Avg. Stride Freq. [Hz]	2.4	2.4	2.3	2.3	2.4	2.4
Avg. Stride Length [m]	6.0	7.6	7.6	7.6	7.8	7.4



- [ ] Ranking at each section and finish
- .-.- No data available at this section
- NA No data available



Horse/Jockey Name	Miss Bayles
Final Rank	2
Fastest Section Time (Section)	0:10.85 (1000m)
Top Speed [km/h] (Section)	69.4 (1000m)
Race State	Finished



Doomben QLD Professional  
Race 5: Officiating at Aquis Fillies and Mares BM68 Handicap - 1200m

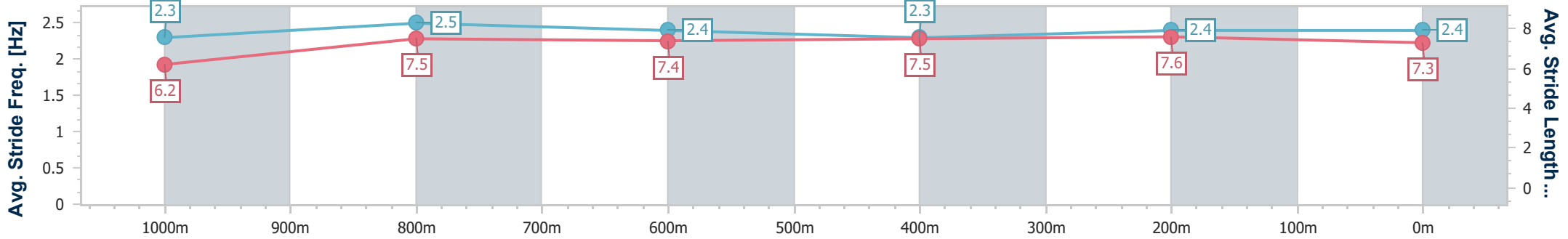
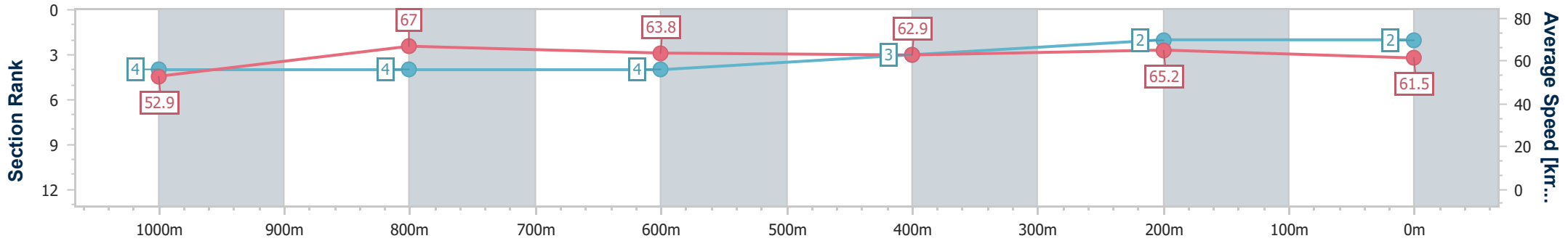


30 October 2024 - 15:54

BRISBANE RACING CLUB

Track Rating: Soft 5, Weather: Fine, Rail Position: +6m Entire

Section	Overall	1000m	800m	600m	400m	200m
Section Times	1:10.05 [2] (0:13.58)	0:56.47 [4] (0:10.85)	0:45.62 [4] (0:11.42)	0:34.20 [4] (0:11.43)	0:22.77 [3] (0:11.05)	0:11.72 [2] (0:11.72)
Average Speed [km/h]	52.9	67.0	63.8	62.9	65.2	61.5
Top Speed [km/h]	69.4	69.4	64.7	63.8	67.2	63.7
Avg. Dist. to Rail [m]	4.3	2.1	2.4	0.6	2.4	2.0
Avg. Stride Freq. [Hz]	2.3	2.5	2.4	2.3	2.4	2.4
Avg. Stride Length [m]	6.2	7.5	7.4	7.5	7.6	7.3



- [ ] Ranking at each section and finish
- .-.- No data available at this section
- NA No data available



Horse/Jockey Name	Jovita
Final Rank	4
Fastest Section Time (Section)	0:11.01 (400m)
Top Speed [km/h] (Section)	67.7 (400m)
Race State	Finished



**Doomben QLD Professional**  
**Race 5: Officiating at Aquis Fillies and Mares BM68 Handicap - 1200m**

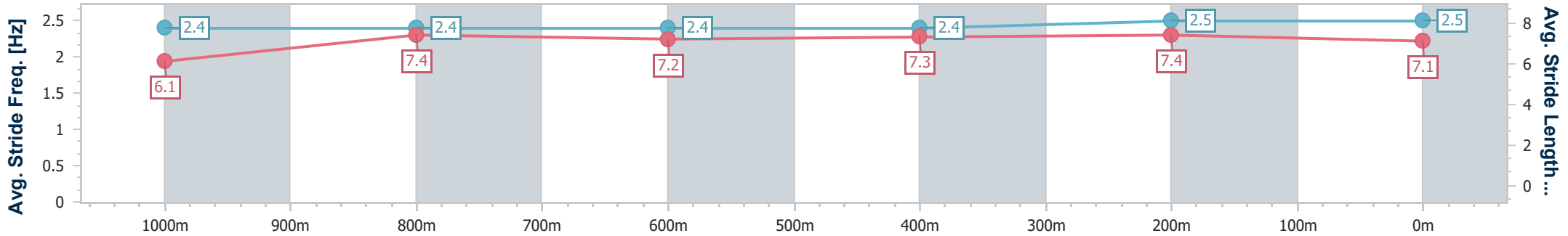
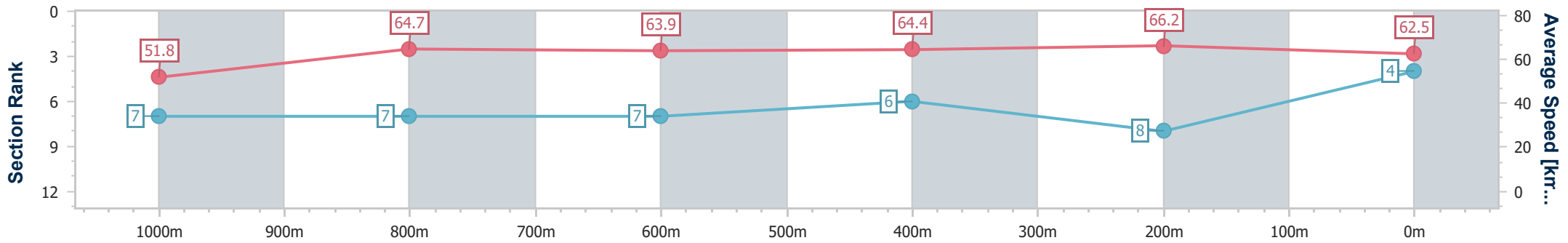


**BRISBANE**  
 RACING CLUB

30 October 2024 - 15:54

Track Rating: Soft 5, Weather: Fine, Rail Position: +6m Entire

Section	Overall	1000m	800m	600m	400m	200m
Section Times	1:10.26 [4] (0:13.87)	0:56.39 [7] (0:11.12)	0:45.27 [7] (0:11.34)	0:33.93 [7] (0:11.39)	0:22.54 [6] (0:11.01)	0:11.53 [8] (0:11.53)
Average Speed [km/h]	51.8	64.7	63.9	64.4	66.2	62.5
Top Speed [km/h]	66.2	66.2	64.4	66.0	67.7	66.3
Avg. Dist. to Rail [m]	1.6	0.6	1.3	3.4	7.2	5.6
Avg. Stride Freq. [Hz]	2.4	2.4	2.4	2.4	2.5	2.5
Avg. Stride Length [m]	6.1	7.4	7.2	7.3	7.4	7.1



- [ ] Ranking at each section and finish
- .-.- No data available at this section
- NA No data available





Horse/Jockey Name	Freeland
Final Rank	5
Fastest Section Time (Section)	0:10.92 (400m)
Top Speed [km/h] (Section)	67.7 (400m)
Race State	Finished



**Doomben QLD Professional**  
 Race 5: Officiating at Aquis Fillies and Mares BM68 Handicap - 1200m

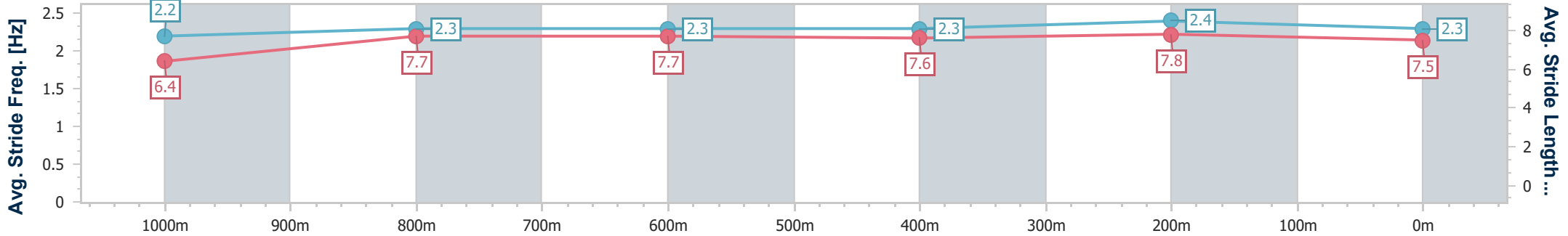
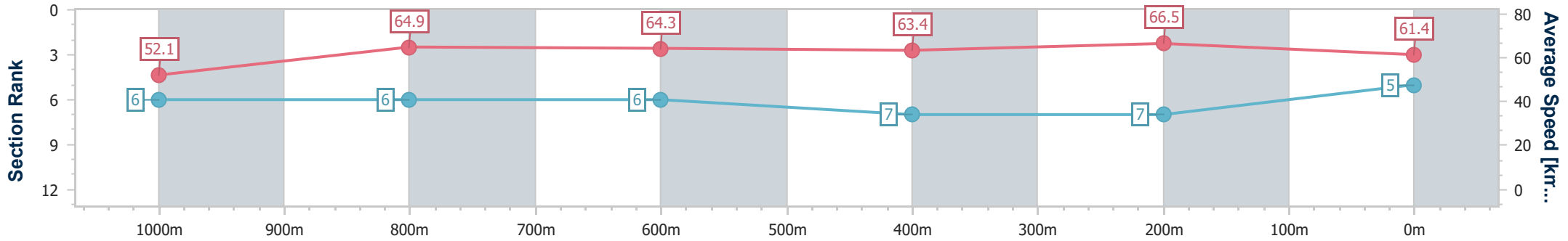


30 October 2024 - 15:54

BRISBANE RACING CLUB

Track Rating: Soft 5, Weather: Fine, Rail Position: +6m Entire

Section	Overall	1000m	800m	600m	400m	200m
Section Times	1:10.38 [5] (0:13.83)	0:56.55 [6] (0:11.13)	0:45.42 [6] (0:11.28)	0:34.14 [6] (0:11.52)	0:22.62 [7] (0:10.92)	0:11.70 [7] (0:11.70)
Average Speed [km/h]	52.1	64.9	64.3	63.4	66.5	61.4
Top Speed [km/h]	67.0	66.9	65.3	65.3	67.7	66.0
Avg. Dist. to Rail [m]	1.3	0.4	2.0	2.9	3.5	3.0
Avg. Stride Freq. [Hz]	2.2	2.3	2.3	2.3	2.4	2.3
Avg. Stride Length [m]	6.4	7.7	7.7	7.6	7.8	7.5



- [ ] Ranking at each section and finish
- .-.- No data available at this section
- NA No data available



Horse/Jockey Name	Salt Lake Betty
Final Rank	6
Fastest Section Time (Section)	0:10.82 (1000m)
Top Speed [km/h] (Section)	69.2 (1000m)
Race State	Finished

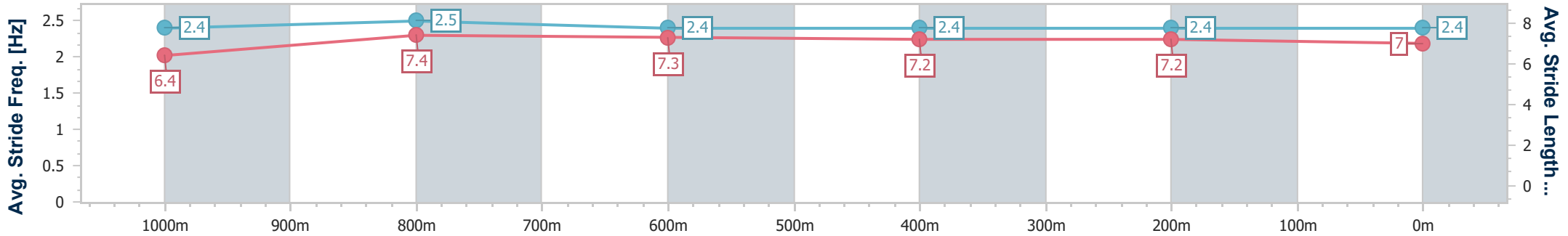
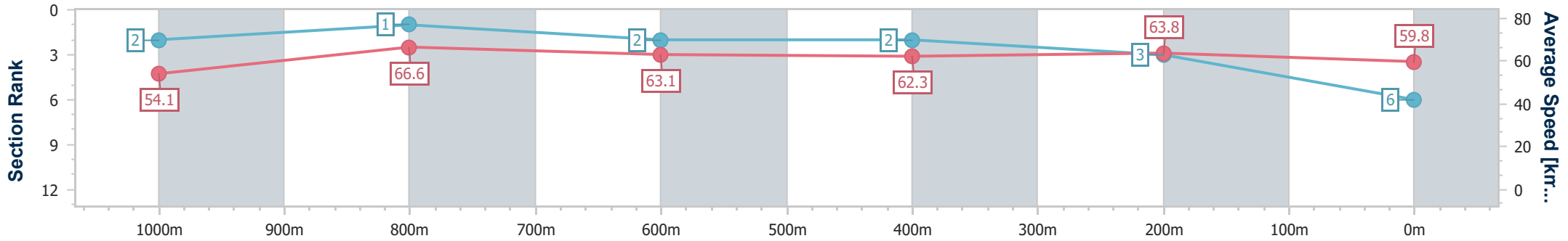


**Doomben QLD Professional**  
**Race 5: Officiating at Aquis Fillies and Mares BM68 Handicap - 1200m**  
 30 October 2024 - 15:54  
 Track Rating: Soft 5, Weather: Fine, Rail Position: +6m Entire



BRISBANE  
RACING CLUB

Section	Overall	1000m	800m	600m	400m	200m
Section Times	1:10.43 [6] (0:13.32)	0:57.11 [2] (0:10.82)	0:46.29 [1] (0:11.38)	0:34.91 [2] (0:11.55)	0:23.36 [2] (0:11.30)	0:12.06 [3] (0:12.06)
Average Speed [km/h]	54.1	66.6	63.1	62.3	63.8	59.8
Top Speed [km/h]	68.9	69.2	64.6	63.5	65.1	63.0
Avg. Dist. to Rail [m]	5.0	0.6	0.4	0.4	0.9	0.5
Avg. Stride Freq. [Hz]	2.4	2.5	2.4	2.4	2.4	2.4
Avg. Stride Length [m]	6.4	7.4	7.3	7.2	7.2	7.0



- [ ] Ranking at each section and finish
- .-.- No data available at this section
- NA No data available



Horse/Jockey Name	Kirragirl
Final Rank	7
Fastest Section Time (Section)	0:11.04 (400m)
Top Speed [km/h] (Section)	66.5 (1000m)
Race State	Finished



**Doomben QLD Professional**  
**Race 5: Officiating at Aquis Fillies and Mares BM68 Handicap - 1200m**

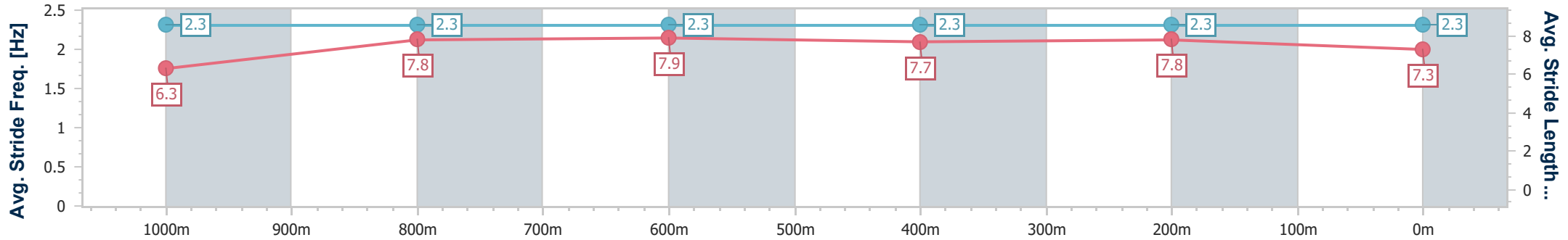
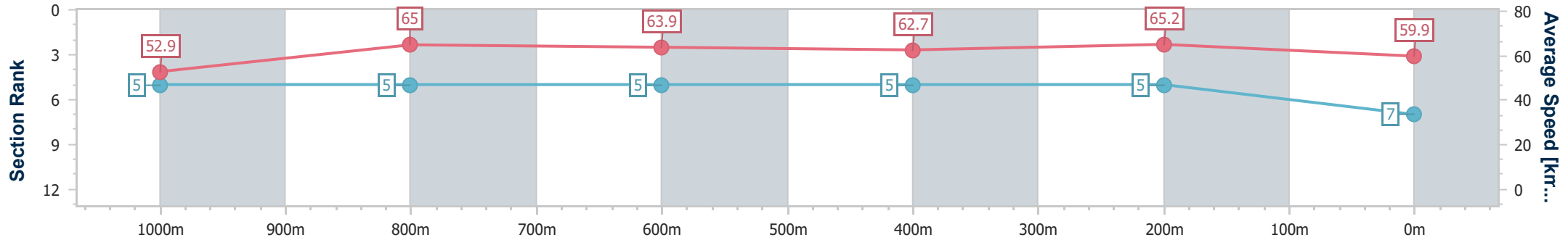


BRISBANE  
RACING CLUB

30 October 2024 - 15:54

Track Rating: Soft 5, Weather: Fine, Rail Position: +6m Entire

Section	Overall	1000m	800m	600m	400m	200m
Section Times	1:10.66 [7] (0:13.68)	0:56.98 [5] (0:11.08)	0:45.90 [5] (0:11.29)	0:34.61 [5] (0:11.52)	0:23.09 [5] (0:11.04)	0:12.05 [5] (0:12.05)
Average Speed [km/h]	52.9	65.0	63.9	62.7	65.2	59.9
Top Speed [km/h]	66.3	66.5	64.8	64.0	66.3	64.0
Avg. Dist. to Rail [m]	1.0	0.6	0.5	0.4	1.4	0.6
Avg. Stride Freq. [Hz]	2.3	2.3	2.3	2.3	2.3	2.3
Avg. Stride Length [m]	6.3	7.8	7.9	7.7	7.8	7.3



- [ ] Ranking at each section and finish
- .-.- No data available at this section
- NA No data available



Horse/Jockey Name	Mambo Dancer
Final Rank	8
Fastest Section Time (Section)	0:11.03 (400m)
Top Speed [km/h] (Section)	66.7 (400m)
Race State	Finished



**Doomben QLD Professional**  
**Race 5: Officiating at Aquis Fillies and Mares BM68 Handicap - 1200m**

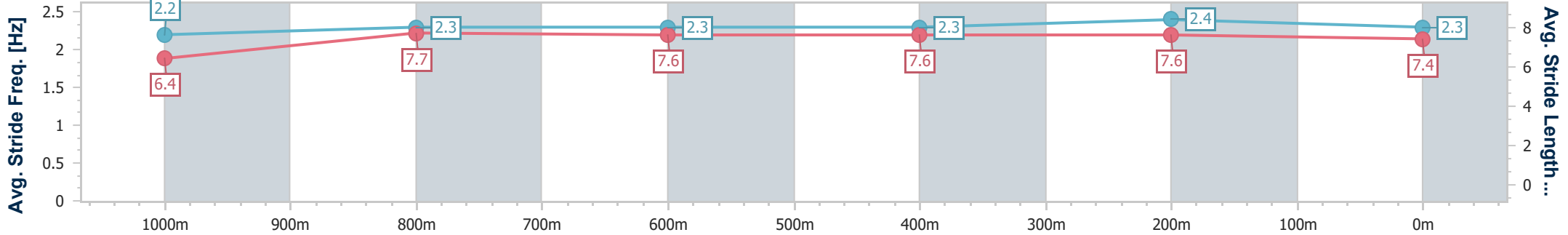
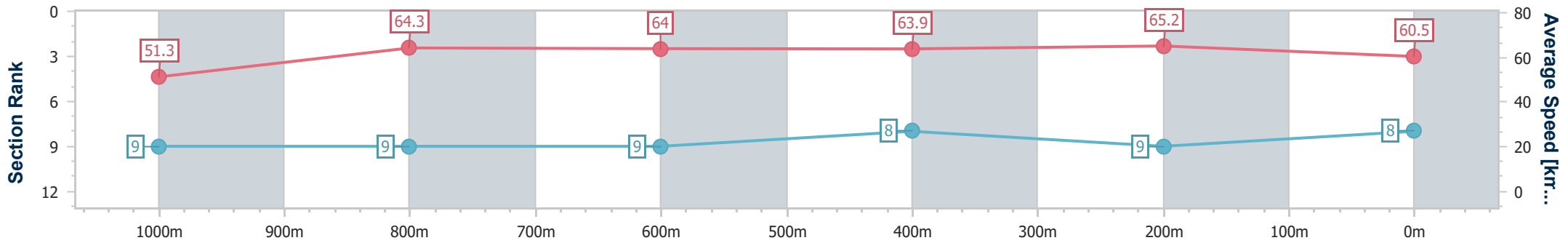


30 October 2024 - 15:54

BRISBANE  
RACING CLUB

Track Rating: Soft 5, Weather: Fine, Rail Position: +6m Entire

Section	Overall	1000m	800m	600m	400m	200m
Section Times	1:10.70 [8] (0:14.01)	0:56.69 [9] (0:11.22)	0:45.47 [9] (0:11.27)	0:34.20 [9] (0:11.28)	0:22.92 [8] (0:11.03)	0:11.89 [9] (0:11.89)
Average Speed [km/h]	51.3	64.3	64.0	63.9	65.2	60.5
Top Speed [km/h]	65.7	66.5	64.8	65.6	66.7	64.2
Avg. Dist. to Rail [m]	2.2	0.4	0.2	0.4	0.8	0.3
Avg. Stride Freq. [Hz]	2.2	2.3	2.3	2.3	2.4	2.3
Avg. Stride Length [m]	6.4	7.7	7.6	7.6	7.6	7.4



- [ ] Ranking at each section and finish
- .-.- No data available at this section
- NA No data available



Horse/Jockey Name	Bella Babe
Final Rank	9
Fastest Section Time (Section)	0:10.95 (400m)
Top Speed [km/h] (Section)	67.5 (1000m)
Race State	Finished



**Doomben QLD Professional**  
**Race 5: Officiating at Aquis Fillies and Mares BM68 Handicap - 1200m**

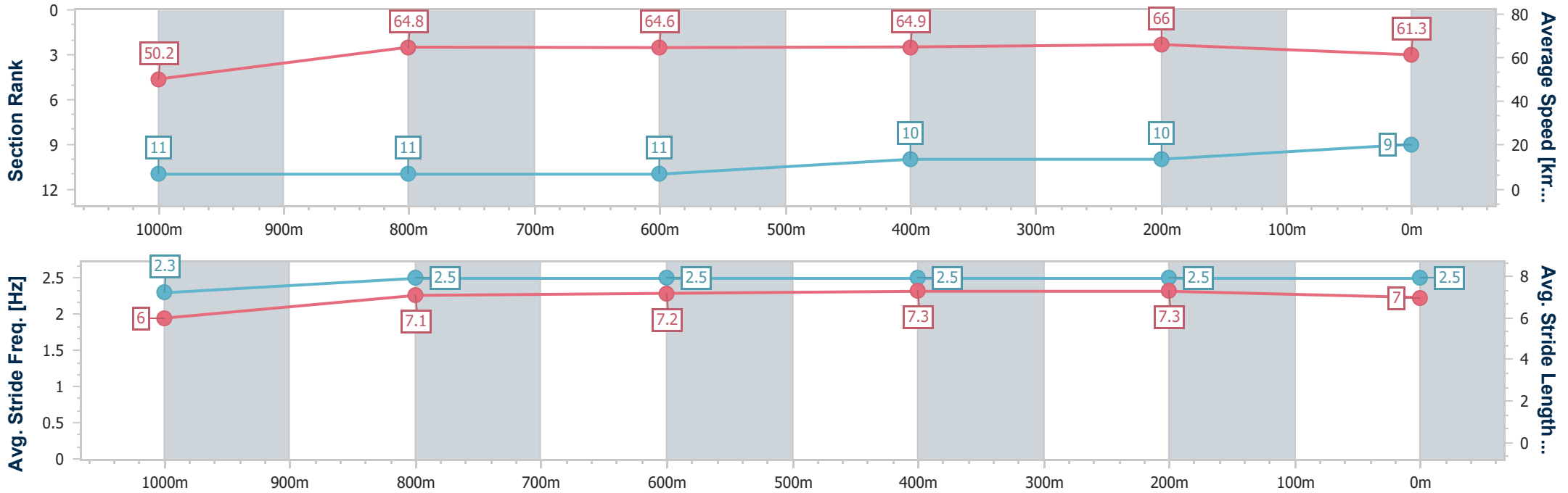


30 October 2024 - 15:54

BRISBANE  
RACING CLUB

Track Rating: Soft 5, Weather: Fine, Rail Position: +6m Entire

Section	Overall	1000m	800m	600m	400m	200m
Section Times	1:10.72 [9] (0:14.36)	0:56.36 [11] (0:11.11)	0:45.25 [11] (0:11.27)	0:33.98 [11] (0:11.29)	0:22.69 [10] (0:10.95)	0:11.74 [10] (0:11.74)
Average Speed [km/h]	50.2	64.8	64.6	64.9	66.0	61.3
Top Speed [km/h]	67.5	67.5	65.4	66.0	66.9	64.1
Avg. Dist. to Rail [m]	5.8	0.4	1.8	3.2	2.3	3.9
Avg. Stride Freq. [Hz]	2.3	2.5	2.5	2.5	2.5	2.5
Avg. Stride Length [m]	6.0	7.1	7.2	7.3	7.3	7.0



- [ ] Ranking at each section and finish
- .-.- No data available at this section
- NA No data available



Horse/Jockey Name	Loken
Final Rank	10
Fastest Section Time (Section)	0:10.97 (1000m)
Top Speed [km/h] (Section)	68.8 (Overall)
Race State	Finished

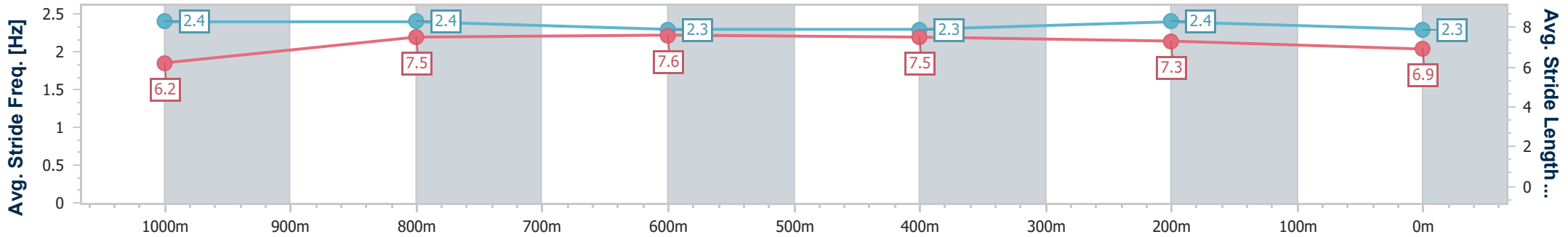
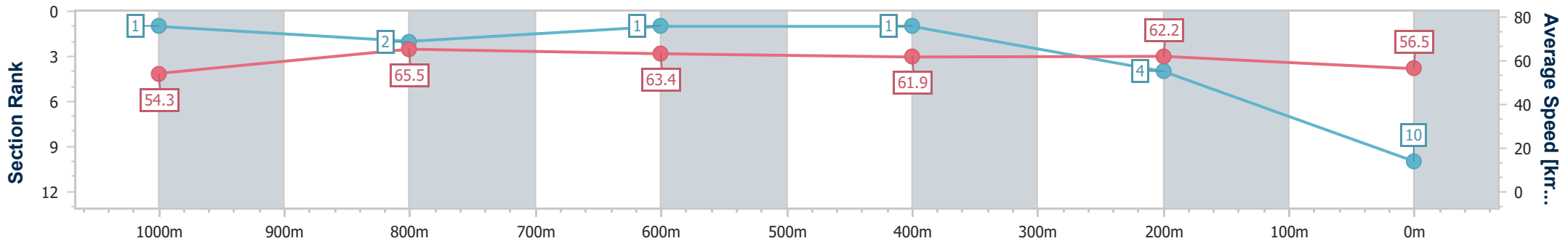


**Doomben QLD Professional**  
**Race 5: Officiating at Aquis Fillies and Mares BM68 Handicap - 1200m**  
**30 October 2024 - 15:54**  
**Track Rating: Soft 5, Weather: Fine, Rail Position: +6m Entire**



**BRISBANE**  
**RACING CLUB**

Section	Overall	1000m	800m	600m	400m	200m
Section Times	1:11.35 [10] (0:13.24)	0:58.11 [1] (0:10.97)	0:47.14 [2] (0:11.28)	0:35.86 [1] (0:11.57)	0:24.29 [1] (0:11.55)	0:12.74 [4] (0:12.74)
Average Speed [km/h]	54.3	65.5	63.4	61.9	62.2	56.5
Top Speed [km/h]	68.8	68.4	63.9	62.6	63.2	60.0
Avg. Dist. to Rail [m]	4.5	0.6	1.3	0.7	0.7	1.3
Avg. Stride Freq. [Hz]	2.4	2.4	2.3	2.3	2.4	2.3
Avg. Stride Length [m]	6.2	7.5	7.6	7.5	7.3	6.9



- [ ] Ranking at each section and finish
- .-.- No data available at this section
- NA No data available



Horse/Jockey Name	Bat Pad
Final Rank	11
Fastest Section Time (Section)	0:11.25 (1000m)
Top Speed [km/h] (Section)	67.0 (Overall)
Race State	Finished



**Doomben QLD Professional**  
**Race 5: Officiating at Aquis Fillies and Mares BM68 Handicap - 1200m**

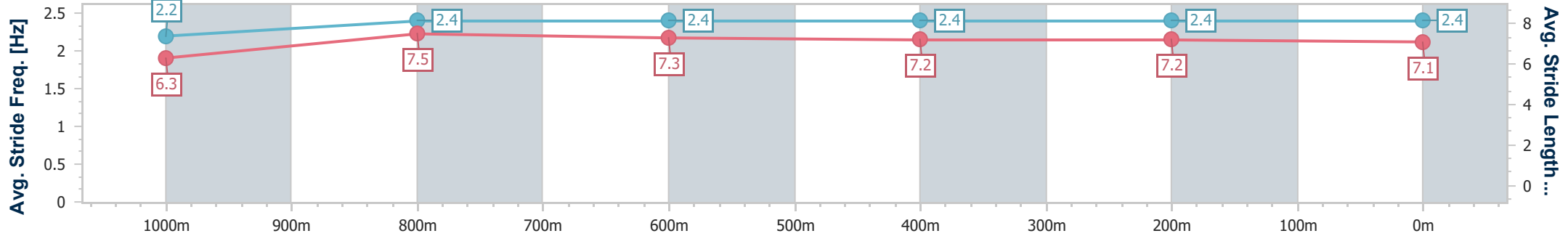
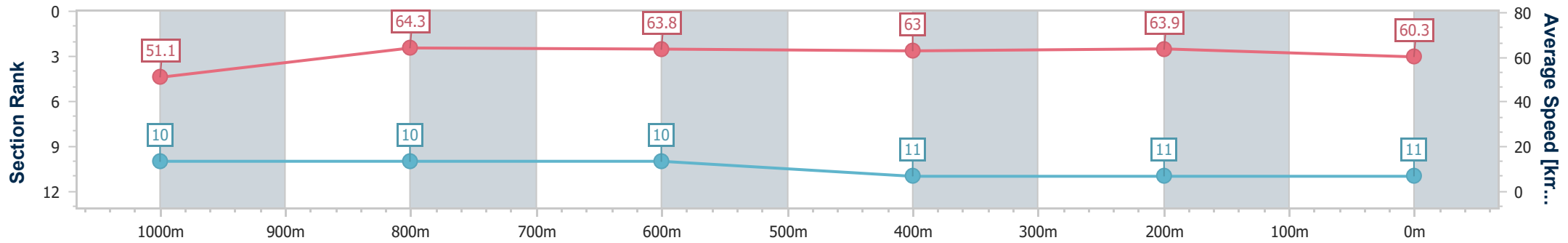


**BRISBANE**  
 RACING CLUB

30 October 2024 - 15:54

Track Rating: Soft 5, Weather: Fine, Rail Position: +6m Entire

Section	Overall	1000m	800m	600m	400m	200m
Section Times	1:11.44 [11] (0:14.14)	0:57.30 [10] (0:11.25)	0:46.05 [10] (0:11.35)	0:34.70 [10] (0:11.47)	0:23.23 [11] (0:11.28)	0:11.95 [11] (0:11.95)
Average Speed [km/h]	51.1	64.3	63.8	63.0	63.9	60.3
Top Speed [km/h]	67.0	67.0	64.4	64.3	64.4	64.0
Avg. Dist. to Rail [m]	4.4	2.3	1.1	0.6	2.1	2.4
Avg. Stride Freq. [Hz]	2.2	2.4	2.4	2.4	2.4	2.4
Avg. Stride Length [m]	6.3	7.5	7.3	7.2	7.2	7.1



- [ ] Ranking at each section and finish
- .-.- No data available at this section
- NA No data available



# Doomben QLD Professional

## Race 6: XXXX Gold Colts, Geldings and Entires BM68 Handicap - 1200m

30 October 2024 - 16:28



BRISBANE  
RACING CLUB

Track Rating: Good 4, Weather: Fine, Rail Position: +6m Entire

Section		Overall	1000m	800m	600m	400m	200m	Last 600m					
Field Times		1:10.05 (0:13.15)	0:56.90 (0:10.87)	0:46.03 (0:11.57)	0:34.46 (0:11.50)	0:22.96 (0:11.13)	0:11.83 (0:11.83)	0:34.46					
Rank	TAB Horse/Jockey	Barrier	Top Speed [km/h]	Fastest Section							Margin	Distance Travelled [m]	
1	12 HYDROELECTRIC Michael Cahill	8	68.3 Overall	0:10.90 1000m	1:10.05 [1] (0:13.21)	0:56.84 [2] (0:10.90)	0:45.94 [2] (0:11.60)	0:34.34 [2] (0:11.61)	0:22.73 [2] (0:10.98)	0:11.75 [2] (0:11.75)	1:10.05	0:34.34	
2	2 HE'S HEAVEN Paul Hamblin	3	69.1 1000m	0:10.92 400m	1:10.15 [2] (0:13.74)	0:56.41 [7] (0:10.98)	0:45.43 [7] (0:11.41)	0:34.02 [7] (0:11.59)	0:22.43 [6] (0:10.92)	0:11.51 [5] (0:11.51)	0.6L	0:34.02	-4
3	9 SIR CARTER Emily Lang	5	68.8 Overall	0:10.87 1000m	1:10.21 [3] (0:13.15)	0:57.06 [1] (0:10.87)	0:46.19 [1] (0:11.57)	0:34.62 [1] (0:11.50)	0:23.12 [1] (0:11.13)	0:11.99 [1] (0:11.99)	0.91L	0:34.62	-7
4	6 BOOM SHOT Jag Guthmann-Chester	9	68.0 400m	0:10.95 400m	1:10.28 [4] (0:14.22)	0:56.06 [8] (0:11.03)	0:45.03 [8] (0:11.30)	0:33.73 [8] (0:11.33)	0:22.40 [8] (0:10.95)	0:11.45 [6] (0:11.45)	1.36L	0:33.73	-2
5	5 MAGNUS BELLAGIO Cody Collis	6	68.6 1000m	0:10.98 400m	1:10.36 [5] (0:13.49)	0:56.87 [5] (0:11.00)	0:45.87 [5] (0:11.48)	0:34.39 [4] (0:11.58)	0:22.81 [4] (0:10.98)	0:11.83 [3] (0:11.83)	1.84L	0:34.39	-1
6	10 I AM A MARVEL Noel Callow	4	68.6 1000m	0:10.97 1000m	1:10.66 [6] (0:13.37)	0:57.29 [3] (0:10.97)	0:46.32 [3] (0:11.56)	0:34.76 [3] (0:11.60)	0:23.16 [3] (0:11.12)	0:12.04 [4] (0:12.04)	3.59L	0:34.76	-2
7	1 CONVINCIBILITY Bailey Wheeler	7	68.3 400m	0:11.06 1000m	1:10.91 [7] (0:13.60)	0:57.31 [6] (0:11.06)	0:46.25 [6] (0:11.41)	0:34.84 [6] (0:11.66)	0:23.18 [7] (0:11.16)	0:12.02 [7] (0:12.02)	5.02L	0:34.84	+5
8	7 BROCKY Tahlia Fenlon	2	67.7 Overall	0:11.01 1000m	1:11.37 [8] (0:13.47)	0:57.90 [4] (0:11.01)	0:46.89 [4] (0:11.56)	0:35.33 [5] (0:11.62)	0:23.71 [5] (0:11.30)	0:12.41 [8] (0:12.41)	7.78L	0:35.33	+2

Did Not Finish: John Rambo (#3)

Scratched: Riviera Blue (#8), Mio Sorrento (#11), Maximum Vortex (#4)

[ ] Ranking at each section and finish  
 -:--:-- No data available at this section  
 NA No data available

SCN Saddle cloth number  
 DNF Did not finish  
 DNT Did not track





Horse/Jockey Name	Hydroelectric
Final Rank	1
Fastest Section Time (Section)	0:10.90 (1000m)
Top Speed [km/h] (Section)	68.3 (Overall)
Race State	Finished



**Doomben QLD Professional**  
**Race 6: XXXX Gold Colts, Geldings and Entires BM68**  
**Handicap - 1200m**

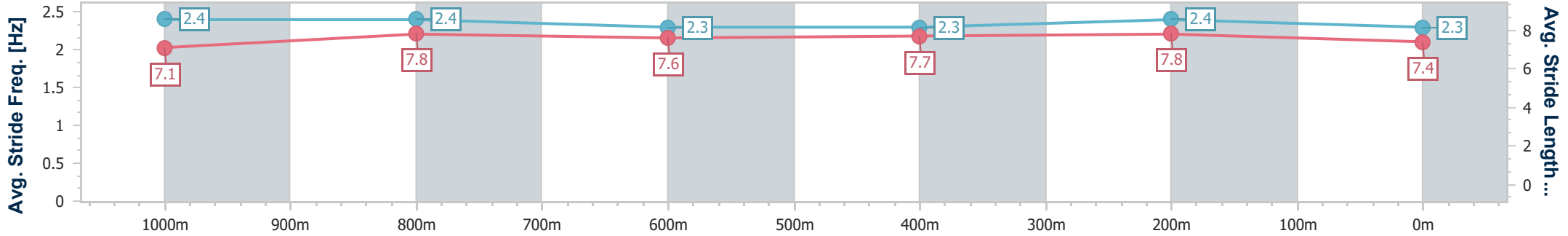
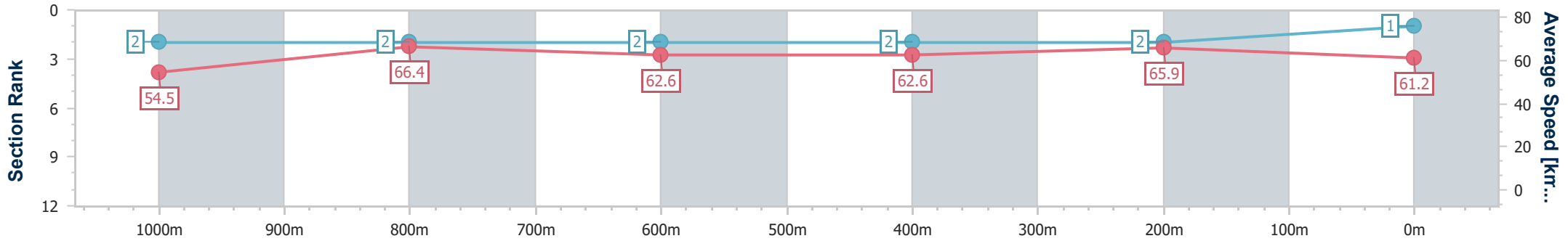
30 October 2024 - 16:28

Track Rating: Good 4, Weather: Fine, Rail Position: +6m Entire



BRISBANE  
RACING CLUB

Section	Overall	1000m	800m	600m	400m	200m
Section Times	1:10.05 [1] (0:13.21)	0:56.84 [2] (0:10.90)	0:45.94 [2] (0:11.60)	0:34.34 [2] (0:11.61)	0:22.73 [2] (0:10.98)	0:11.75 [2] (0:11.75)
Average Speed [km/h]	54.5	66.4	62.6	62.6	65.9	61.2
Top Speed [km/h]	68.3	67.9	64.5	64.8	67.2	65.0
Avg. Dist. to Rail [m]	5.3	1.4	1.7	2.0	2.0	2.6
Avg. Stride Freq. [Hz]	2.4	2.4	2.3	2.3	2.4	2.3
Avg. Stride Length [m]	7.1	7.8	7.6	7.7	7.8	7.4



- [ ] Ranking at each section and finish
- .-.- No data available at this section
- NA No data available



Horse/Jockey Name	He's Heaven
Final Rank	2
Fastest Section Time (Section)	0:10.92 (400m)
Top Speed [km/h] (Section)	69.1 (1000m)
Race State	Finished



**Doomben QLD Professional**  
**Race 6: XXXX Gold Colts, Geldings and Entires BM68**  
**Handicap - 1200m**

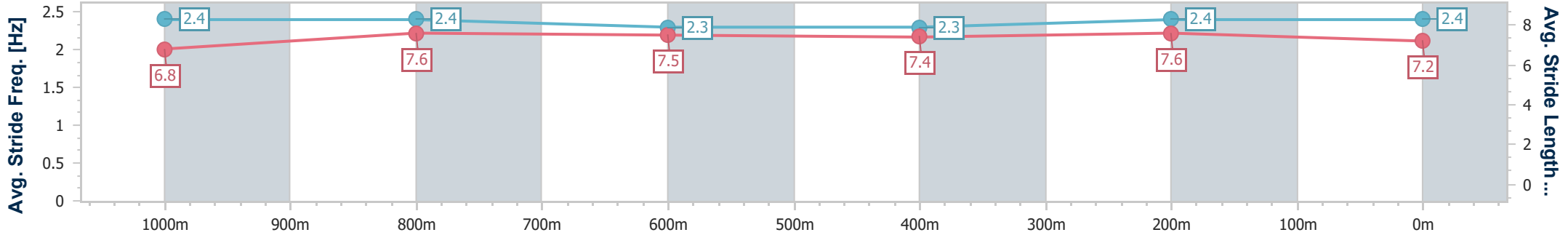
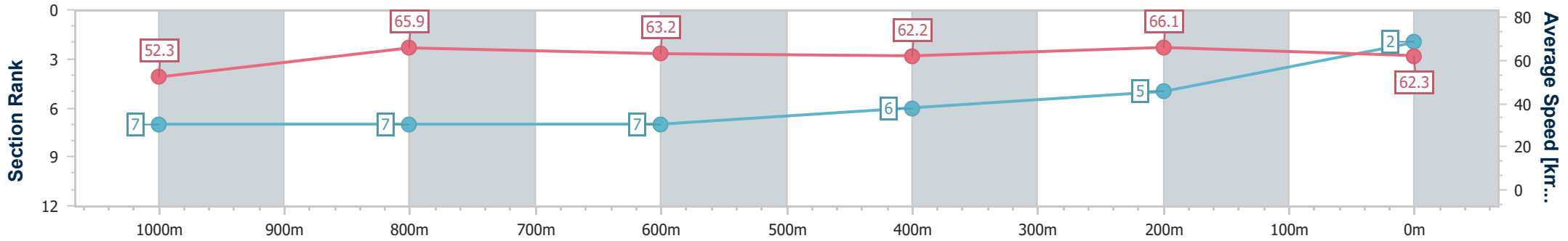
30 October 2024 - 16:28

Track Rating: Good 4, Weather: Fine, Rail Position: +6m Entire



BRISBANE  
RACING CLUB

Section	Overall	1000m	800m	600m	400m	200m
Section Times	1:10.15 [2] (0:13.74)	0:56.41 [7] (0:10.98)	0:45.43 [7] (0:11.41)	0:34.02 [7] (0:11.59)	0:22.43 [6] (0:10.92)	0:11.51 [5] (0:11.51)
Average Speed [km/h]	52.3	65.9	63.2	62.2	66.1	62.3
Top Speed [km/h]	69.0	69.1	64.1	62.9	67.4	66.1
Avg. Dist. to Rail [m]	0.8	0.6	0.3	0.9	0.9	2.6
Avg. Stride Freq. [Hz]	2.4	2.4	2.3	2.3	2.4	2.4
Avg. Stride Length [m]	6.8	7.6	7.5	7.4	7.6	7.2



- [ ] Ranking at each section and finish
- .-.- No data available at this section
- NA No data available



Horse/Jockey Name	Sir Carter
Final Rank	3
Fastest Section Time (Section)	0:10.87 (1000m)
Top Speed [km/h] (Section)	68.8 (Overall)
Race State	Finished



**Doomben QLD Professional**  
**Race 6: XXXX Gold Colts, Geldings and Entires BM68**  
**Handicap - 1200m**

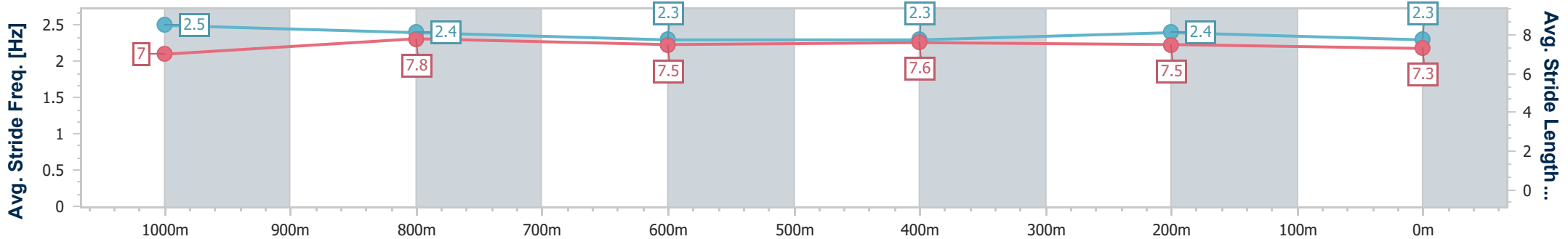
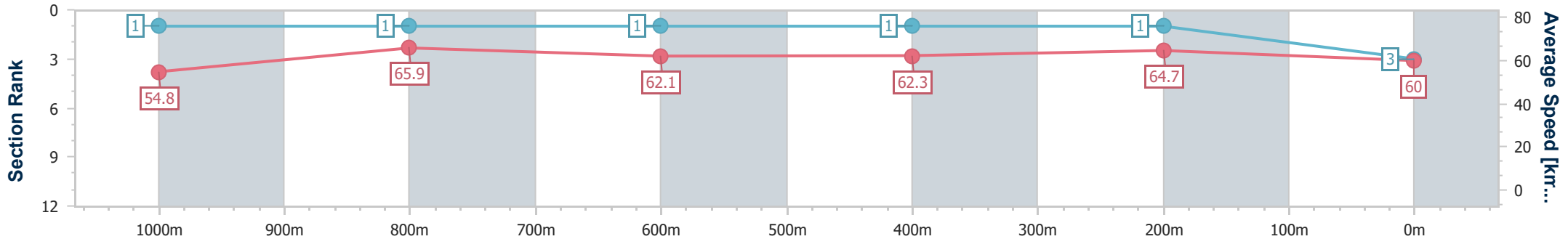
30 October 2024 - 16:28

Track Rating: Good 4, Weather: Fine, Rail Position: +6m Entire



BRISBANE  
RACING CLUB

Section	Overall	1000m	800m	600m	400m	200m
Section Times	1:10.21 [3] (0:13.15)	0:57.06 [1] (0:10.87)	0:46.19 [1] (0:11.57)	0:34.62 [1] (0:11.50)	0:23.12 [1] (0:11.13)	0:11.99 [1] (0:11.99)
Average Speed [km/h]	54.8	65.9	62.1	62.3	64.7	60.0
Top Speed [km/h]	68.8	68.1	63.6	64.3	65.8	63.3
Avg. Dist. to Rail [m]	1.8	0.5	0.9	0.9	0.7	0.6
Avg. Stride Freq. [Hz]	2.5	2.4	2.3	2.3	2.4	2.3
Avg. Stride Length [m]	7.0	7.8	7.5	7.6	7.5	7.3



- [ ] Ranking at each section and finish
- .-.- No data available at this section
- NA No data available



Horse/Jockey Name	Boom Shot
Final Rank	4
Fastest Section Time (Section)	0:10.95 (400m)
Top Speed [km/h] (Section)	68.0 (400m)
Race State	Finished



**Doomben QLD Professional**  
**Race 6: XXXX Gold Colts, Geldings and Entires BM68**  
**Handicap - 1200m**

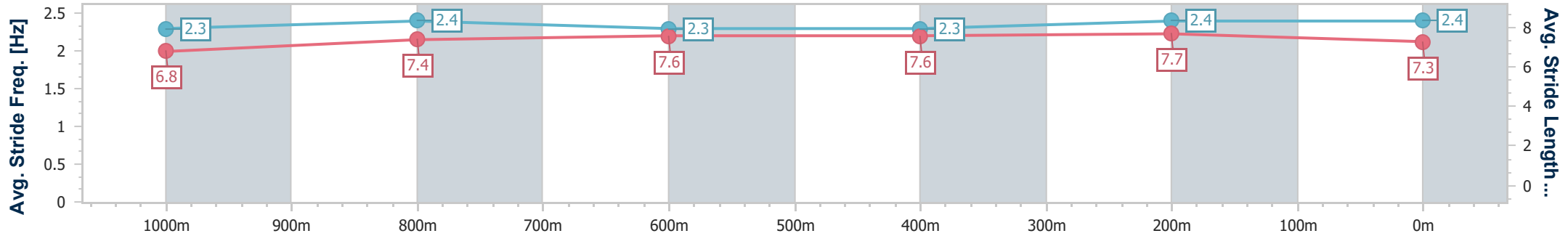
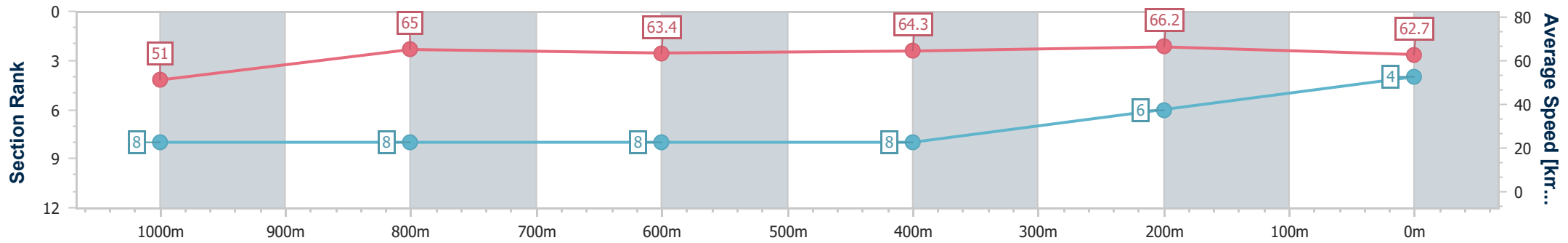
30 October 2024 - 16:28

Track Rating: Good 4, Weather: Fine, Rail Position: +6m Entire



BRISBANE  
RACING CLUB

Section	Overall	1000m	800m	600m	400m	200m
Section Times	1:10.28 [4] (0:14.22)	0:56.06 [8] (0:11.03)	0:45.03 [8] (0:11.30)	0:33.73 [8] (0:11.33)	0:22.40 [8] (0:10.95)	0:11.45 [6] (0:11.45)
Average Speed [km/h]	51.0	65.0	63.4	64.3	66.2	62.7
Top Speed [km/h]	67.1	67.6	64.6	65.6	68.0	66.4
Avg. Dist. to Rail [m]	3.1	0.5	0.7	1.6	4.1	5.4
Avg. Stride Freq. [Hz]	2.3	2.4	2.3	2.3	2.4	2.4
Avg. Stride Length [m]	6.8	7.4	7.6	7.6	7.7	7.3



- [ ] Ranking at each section and finish
- .-.- No data available at this section
- NA No data available



Horse/Jockey Name	Magnus Bellagio
Final Rank	5
Fastest Section Time (Section)	0:10.98 (400m)
Top Speed [km/h] (Section)	68.6 (1000m)
Race State	Finished



**Doomben QLD Professional**  
**Race 6: XXXX Gold Colts, Geldings and Entires BM68**  
**Handicap - 1200m**

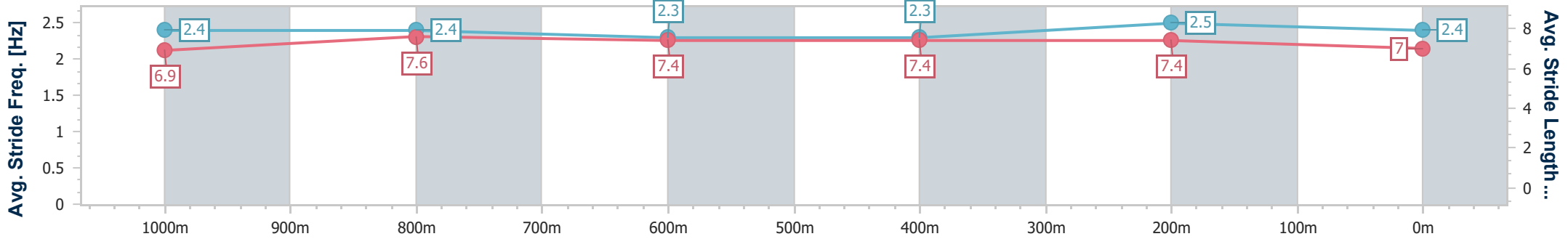
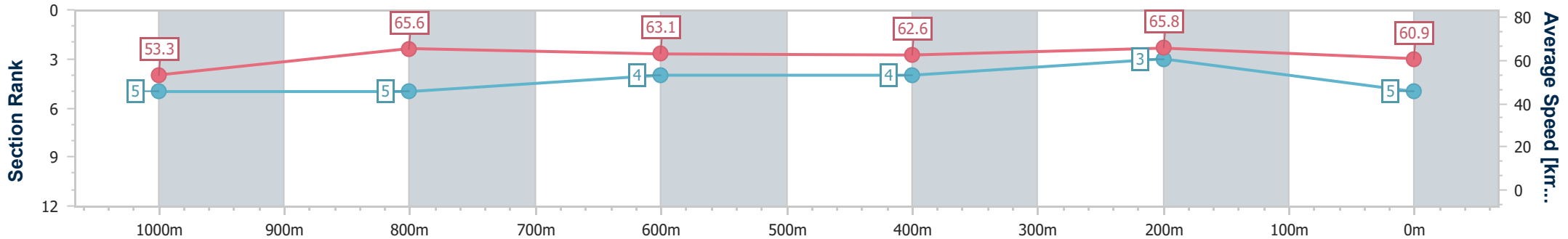
30 October 2024 - 16:28

Track Rating: Good 4, Weather: Fine, Rail Position: +6m Entire



BRISBANE  
RACING CLUB

Section	Overall	1000m	800m	600m	400m	200m
Section Times	1:10.36 [5] (0:13.49)	0:56.87 [5] (0:11.00)	0:45.87 [5] (0:11.48)	0:34.39 [4] (0:11.58)	0:22.81 [4] (0:10.98)	0:11.83 [3] (0:11.83)
Average Speed [km/h]	53.3	65.6	63.1	62.6	65.8	60.9
Top Speed [km/h]	68.4	68.6	64.5	63.6	66.9	64.6
Avg. Dist. to Rail [m]	2.9	0.9	1.2	1.5	1.8	2.1
Avg. Stride Freq. [Hz]	2.4	2.4	2.3	2.3	2.5	2.4
Avg. Stride Length [m]	6.9	7.6	7.4	7.4	7.4	7.0



- [ ] Ranking at each section and finish
- .-.- No data available at this section
- NA No data available



Horse/Jockey Name	I Am A Marvel
Final Rank	6
Fastest Section Time (Section)	0:10.97 (1000m)
Top Speed [km/h] (Section)	68.6 (1000m)
Race State	Finished



**Doomben QLD Professional**  
**Race 6: XXXX Gold Colts, Geldings and Entires BM68**  
**Handicap - 1200m**

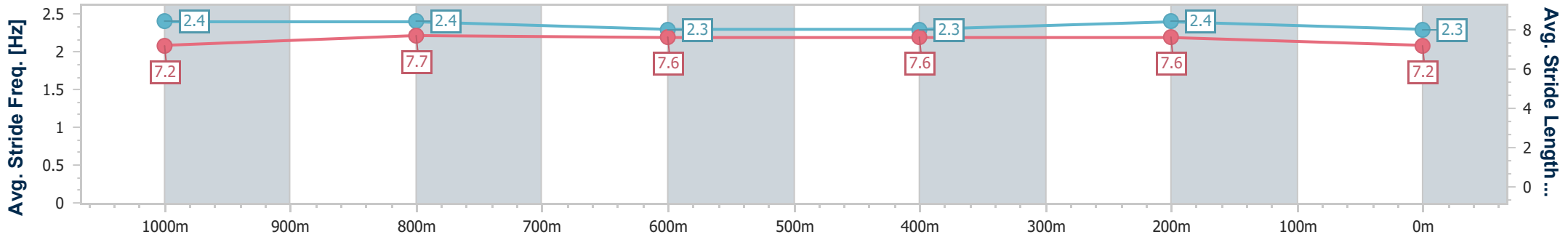
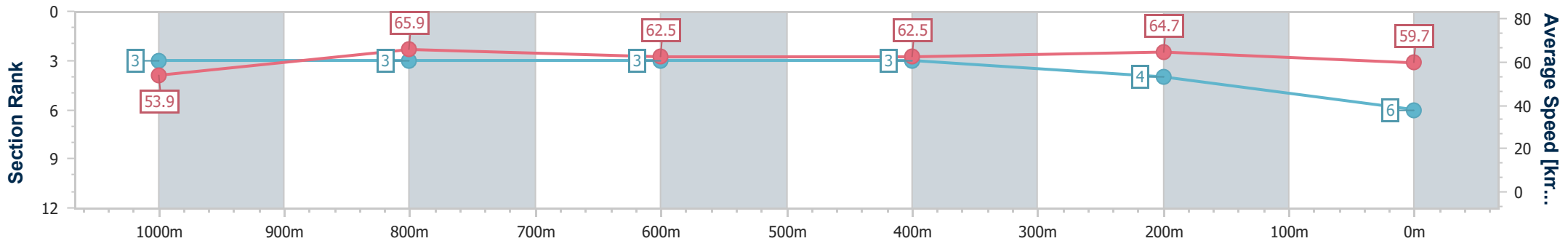
30 October 2024 - 16:28

Track Rating: Good 4, Weather: Fine, Rail Position: +6m Entire



BRISBANE  
RACING CLUB

Section	Overall	1000m	800m	600m	400m	200m
Section Times	1:10.66 [6] (0:13.37)	0:57.29 [3] (0:10.97)	0:46.32 [3] (0:11.56)	0:34.76 [3] (0:11.60)	0:23.16 [3] (0:11.12)	0:12.04 [4] (0:12.04)
Average Speed [km/h]	53.9	65.9	62.5	62.5	64.7	59.7
Top Speed [km/h]	68.4	68.6	63.4	64.4	66.0	64.2
Avg. Dist. to Rail [m]	1.5	0.2	1.2	1.3	0.4	0.4
Avg. Stride Freq. [Hz]	2.4	2.4	2.3	2.3	2.4	2.3
Avg. Stride Length [m]	7.2	7.7	7.6	7.6	7.6	7.2



- [ ] Ranking at each section and finish
- .-.- No data available at this section
- NA No data available



Horse/Jockey Name	Convincibility
Final Rank	7
Fastest Section Time (Section)	0:11.06 (1000m)
Top Speed [km/h] (Section)	68.3 (400m)
Race State	Finished



**Doomben QLD Professional**  
**Race 6: XXXX Gold Colts, Geldings and Entires BM68**  
**Handicap - 1200m**

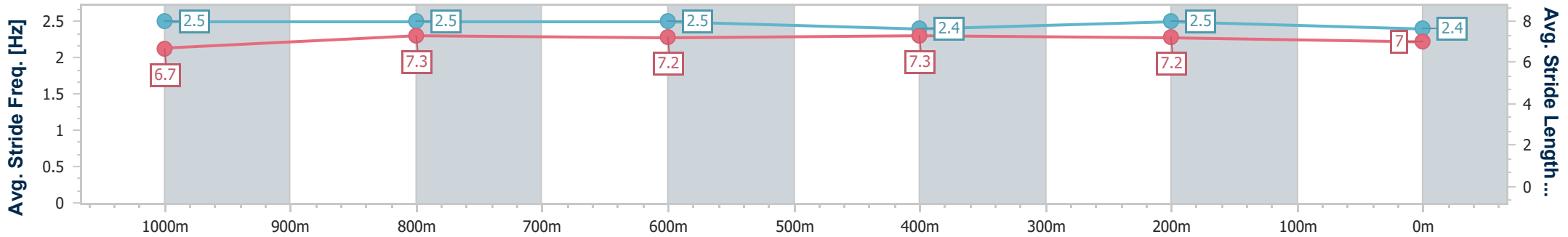
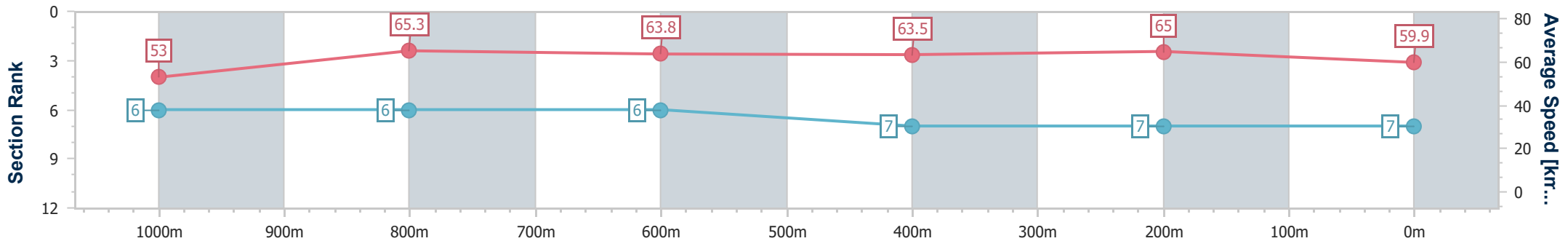
30 October 2024 - 16:28

Track Rating: Good 4, Weather: Fine, Rail Position: +6m Entire



BRISBANE  
RACING CLUB

Section	Overall	1000m	800m	600m	400m	200m
Section Times	1:10.91 [7] (0:13.60)	0:57.31 [6] (0:11.06)	0:46.25 [6] (0:11.41)	0:34.84 [6] (0:11.66)	0:23.18 [7] (0:11.16)	0:12.02 [7] (0:12.02)
Average Speed [km/h]	53.0	65.3	63.8	63.5	65.0	59.9
Top Speed [km/h]	65.8	66.3	65.2	64.1	68.3	63.6
Avg. Dist. to Rail [m]	4.4	1.4	2.6	4.2	4.4	4.4
Avg. Stride Freq. [Hz]	2.5	2.5	2.5	2.4	2.5	2.4
Avg. Stride Length [m]	6.7	7.3	7.2	7.3	7.2	7.0



- [ ] Ranking at each section and finish
- .-.- No data available at this section
- NA No data available



Horse/Jockey Name	Brocky
Final Rank	8
Fastest Section Time (Section)	0:11.01 (1000m)
Top Speed [km/h] (Section)	67.7 (Overall)
Race State	Finished



**Doomben QLD Professional**  
**Race 6: XXXX Gold Colts, Geldings and Entires BM68**  
**Handicap - 1200m**

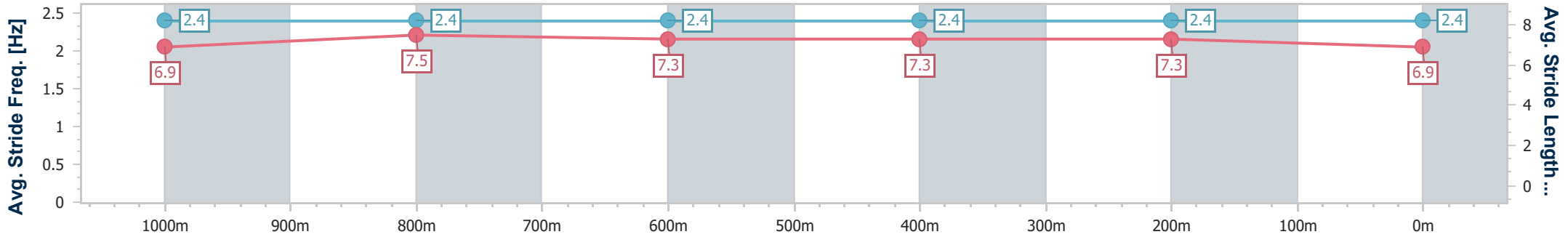
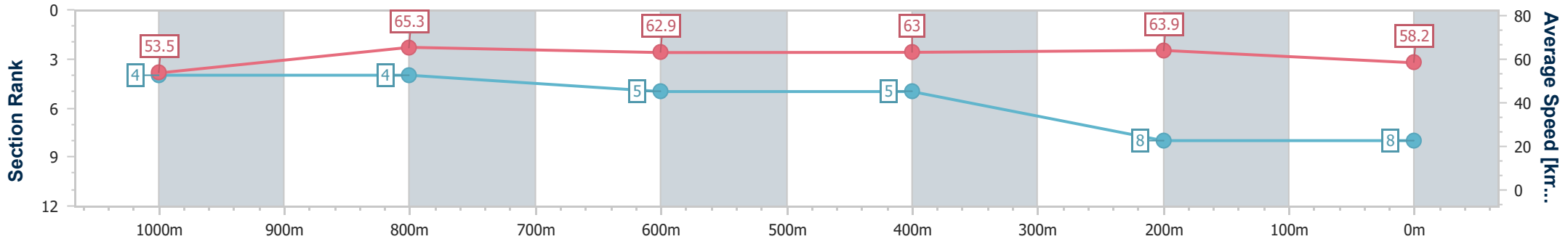
30 October 2024 - 16:28

Track Rating: Good 4, Weather: Fine, Rail Position: +6m Entire



BRISBANE  
RACING CLUB

Section	Overall	1000m	800m	600m	400m	200m
Section Times	1:11.37 [8] (0:13.47)	0:57.90 [4] (0:11.01)	0:46.89 [4] (0:11.56)	0:35.33 [5] (0:11.62)	0:23.71 [5] (0:11.30)	0:12.41 [8] (0:12.41)
Average Speed [km/h]	53.5	65.3	62.9	63.0	63.9	58.2
Top Speed [km/h]	67.7	67.6	64.4	65.0	64.9	62.0
Avg. Dist. to Rail [m]	0.8	0.5	1.9	3.1	1.1	0.7
Avg. Stride Freq. [Hz]	2.4	2.4	2.4	2.4	2.4	2.4
Avg. Stride Length [m]	6.9	7.5	7.3	7.3	7.3	6.9



- [ ] Ranking at each section and finish
- .-.- No data available at this section
- NA No data available





Horse/Jockey Name	John Rambo
Final Rank	2147483647
Fastest Section Time (Section)	0:00.00 (Overall)
Top Speed [km/h] (Section)	--
Race State	DidNotFinish



**Doomben QLD Professional**  
**Race 6: XXXX Gold Colts, Geldings and Entires BM68**  
**Handicap - 1200m**

30 October 2024 - 16:28

Track Rating: Good 4, Weather: Fine, Rail Position: +6m Entire



BRISBANE  
RACING CLUB

Section	Overall	1000m	800m	600m	400m	200m							
Section Times	-:--	-:--	-:--	-:--	-:--	-:--							

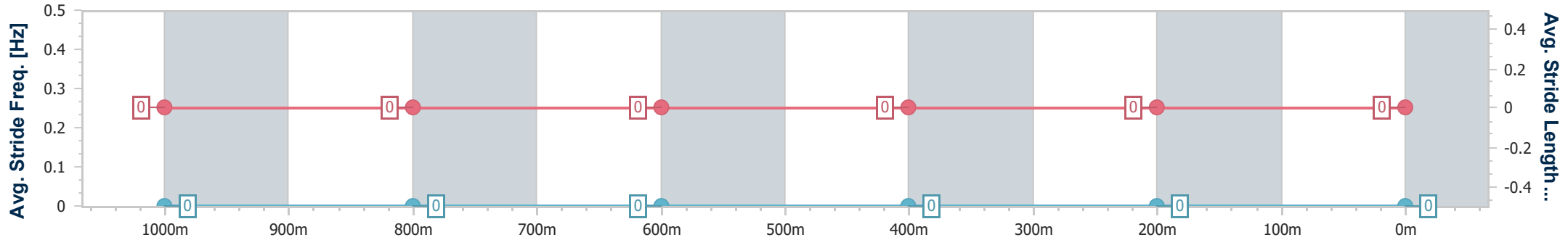
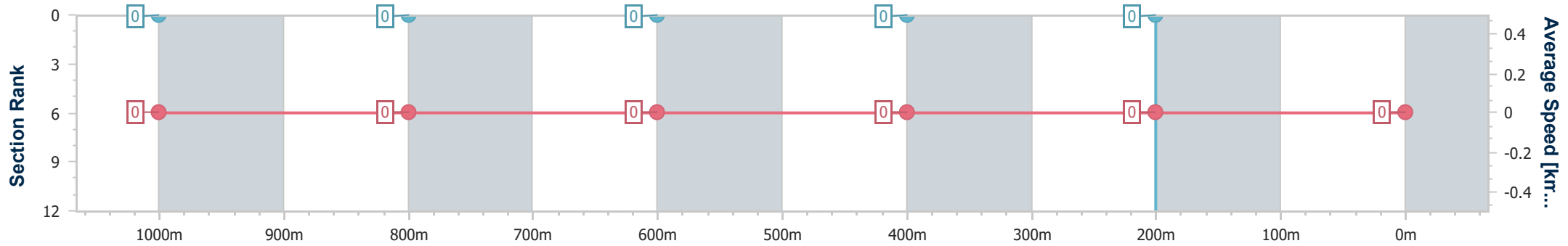
Average Speed [km/h]	0.0	0.0	0.0	0.0	0.0	0.0							
----------------------	-----	-----	-----	-----	-----	-----	--	--	--	--	--	--	--

Top Speed [km/h]	--	--	--	--	--	--							
------------------	----	----	----	----	----	----	--	--	--	--	--	--	--

Avg. Dist. to Rail [m]	0.0	0.0	0.0	0.0	0.0	0.0							
------------------------	-----	-----	-----	-----	-----	-----	--	--	--	--	--	--	--

Avg. Stride Freq. [Hz]	--	--	--	--	--	--							
------------------------	----	----	----	----	----	----	--	--	--	--	--	--	--

Avg. Stride Length [m]	--	--	--	--	--	--							
------------------------	----	----	----	----	----	----	--	--	--	--	--	--	--



- [ ] Ranking at each section and finish
- :-- No data available at this section
- NA No data available



# Doomben QLD Professional

## Race 7: Ladbrokes Odds Surge Class 2 Handicap - 1350m

30 October 2024 - 17:20



BRISBANE  
RACING CLUB

Track Rating: Good 4, Weather: Fine, Rail Position: +6m Entire

Section		Field Times										Last 600m	
		Overall	1200m	1000m	800m	600m	400m					0:34.19	
		1:19.51 (0:10.96)	1:08.55 (0:11.04)	0:57.51 (0:11.72)	0:45.79 (0:11.60)	0:34.19 (0:11.52)	0:22.67 (0:11.02)						
Rank	TAB	Horse/Jockey	Barrier	Top Speed [km/h]	Fastest Section							Distance Travelled [m]	
1	2	<b>TUFF TU MUS</b> Noel Callow	6	66.3 400m	0:11.02 400m	1:19.51 [1] (0:11.10)	1:08.41 [2] (0:11.03)	0:57.38 [2] (0:11.78)	0:45.60 [2] (0:11.71)	0:33.89 [3] (0:11.22)	0:22.67 [2] (0:11.02)	0:33.89	
2	4	<b>SCRIPT WRITER</b> Ron Stewart	7	66.6 400m	0:11.12 400m	1:20.24 [2] (0:11.14)	1:09.10 [4] (0:11.16)	0:57.94 [3] (0:11.68)	0:46.26 [3] (0:11.59)	0:34.67 [2] (0:11.27)	0:23.40 [1] (0:11.12)	0:34.67	+4
3	5	<b>SKYWRITER</b> Andrew Mallyon	5	66.3 400m	0:11.07 400m	1:20.33 [3] (0:11.42)	1:08.91 [7] (0:11.18)	0:57.73 [7] (0:11.76)	0:45.97 [6] (0:11.65)	0:34.32 [6] (0:11.47)	0:22.85 [5] (0:11.07)	0:34.32	+2
4	9	<b>ARAMINTA</b> Martin Harley	4	65.8 1200m	0:10.96 Overall	1:20.50 [4] (0:10.96)	1:09.54 [1] (0:11.04)	0:58.50 [1] (0:11.72)	0:46.78 [1] (0:11.60)	0:35.18 [1] (0:11.53)	0:23.65 [3] (0:11.31)	0:35.18	+2
5	11	<b>LAVONI</b> Samantha Collett	8	67.4 400m	0:11.12 1200m	1:20.52 [5] (0:11.62)	1:08.90 [8] (0:11.12)	0:57.78 [8] (0:11.85)	0:45.93 [8] (0:11.65)	0:34.28 [8] (0:11.65)	0:22.63 [9] (0:11.14)	0:34.28	-2
6	1	<b>CONNECTICUT</b> Nikita Beriman	9	65.4 1200m	0:11.17 1200m	1:20.64 [6] (0:11.63)	1:09.01 [9] (0:11.17)	0:57.84 [9] (0:11.82)	0:46.02 [9] (0:11.64)	0:34.38 [9] (0:11.40)	0:22.98 [7] (0:11.21)	0:34.38	+2
7	7	<b>KENICHI</b> Mark Du Plessis	3	65.4 1200m	0:11.15 Overall	1:20.74 [7] (0:11.15)	1:09.59 [5] (0:11.16)	0:58.43 [4] (0:11.80)	0:46.63 [4] (0:11.60)	0:35.03 [4] (0:11.56)	0:23.47 [4] (0:11.39)	0:35.03	+2
8	8	<b>BADDA BOOM BABY</b> Jag Guthmann-Chester	2	66.0 1200m	0:11.18 400m	1:20.80 [8] (0:11.32)	1:09.48 [6] (0:11.20)	0:58.28 [6] (0:11.91)	0:46.37 [7] (0:11.65)	0:34.72 [7] (0:11.72)	0:23.00 [8] (0:11.18)	0:34.72	-2
9	3	<b>MASTER GEE</b> Bailey Wheeler	1	65.2 1200m	0:11.12 Overall	1:21.87 [9] (0:11.12)	1:10.75 [3] (0:11.20)	0:59.55 [5] (0:11.86)	0:47.69 [5] (0:11.65)	0:36.04 [5] (0:11.79)	0:24.25 [6] (0:11.47)	0:36.04	+0

Scratched: Adoradec (#15), Who Ordered Dafish (#6), West Cork (#12), Dear Prudence (#13), Jungle Law (#10), Kirragirl (#14)

[ ] Ranking at each section and finish  
 -:-:- No data available at this section  
 NA No data available

SCN Saddle cloth number  
 DNF Did not finish  
 DNT Did not track



# Doomben QLD Professional

## Race 7: Ladbrokes Odds Surge Class 2 Handicap - 1350m

30 October 2024 - 17:20



BRISBANE  
RACING CLUB

Track Rating: Good 4, Weather: Fine, Rail Position: +6m Entire

Section							200m			Last 600m
Field Times							0:11.65			0:34.19
							(0:11.65)			
Rank	TAB	Horse/Jockey	Barrier	Top Speed [km/h]	Fastest Section	Margin			Distance Travelled [m]	
1	2	<b>TUFF TU MUS</b>	6	66.3	0:11.02	0:11.65 [1]	1:19.51		0:33.89	
		Noel Callow		400m	400m	(0:11.65)				
2	4	<b>SCRIPT WRITER</b>	7	66.6	0:11.12	0:12.28 [2]	4.3L		0:34.67 +4	
		Ron Stewart		400m	400m	(0:12.28)				
3	5	<b>SKYWRITER</b>	5	66.3	0:11.07	0:11.78 [4]	4.86L		0:34.32 +2	
		Andrew Mallyon		400m	400m	(0:11.78)				
4	9	<b>ARAMINTA</b>	4	65.8	0:10.96	0:12.34 [3]	5.85L		0:35.18 +2	
		Martin Harley		1200m	Overall	(0:12.34)				
5	11	<b>LAVONI</b>	8	67.4	0:11.12	0:11.49 [8]	5.95L		0:34.28 -2	
		Samantha Collett		400m	1200m	(0:11.49)				
6	1	<b>CONNECTICUT</b>	9	65.4	0:11.17	0:11.77 [6]	6.65L		0:34.38 +2	
		Nikita Beriman		1200m	1200m	(0:11.77)				
7	7	<b>KENICHI</b>	3	65.4	0:11.15	0:12.08 [5]	7.23L		0:35.03 +2	
		Mark Du Plessis		1200m	Overall	(0:12.08)				
8	8	<b>BADDA BOOM BABY</b>	2	66.0	0:11.18	0:11.82 [7]	7.58L		0:34.72 -2	
		Jag Guthmann-Chester		1200m	400m	(0:11.82)				
9	3	<b>MASTER GEE</b>	1	65.2	0:11.12	0:12.78 [9]	13.9L		0:36.04 +0	
		Bailey Wheeler		1200m	Overall	(0:12.78)				

Scratched: Adoradec (#15), Who Ordered Dafish (#6), West Cork (#12), Dear Prudence (#13), Jungle Law (#10), Kirragirl (#14)

[ ] Ranking at each section and finish  
 -:-:- No data available at this section  
 NA No data available

SCN Saddle cloth number  
 DNF Did not finish  
 DNT Did not track



Horse/Jockey Name	Tuff Tu Mus
Final Rank	1
Fastest Section Time (Section)	0:11.02 (400m)
Top Speed [km/h] (Section)	66.3 (400m)
Race State	Finished



### Doomben QLD Professional

Race 7: Ladbrokes Odds Surge Class 2 Handicap - 1350m

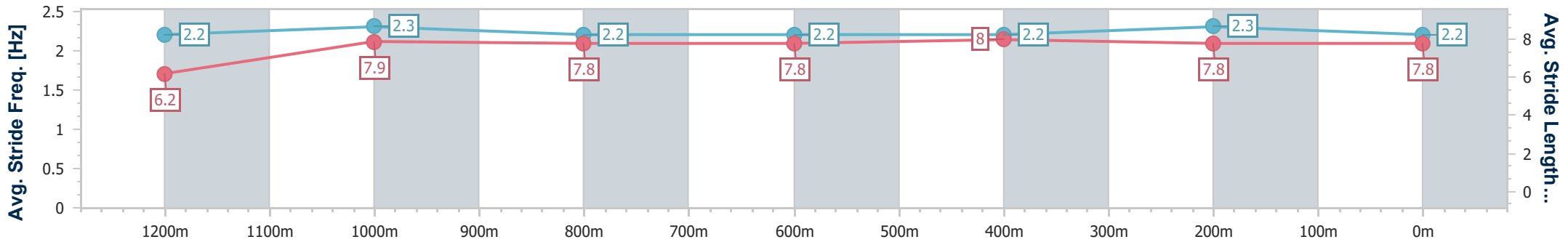
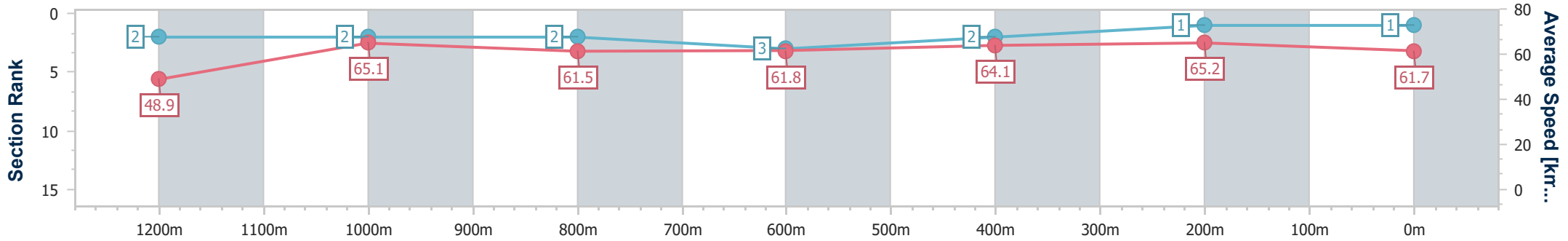
30 October 2024 - 17:20

Track Rating: Good 4, Weather: Fine, Rail Position: +6m Entire



BRISBANE RACING CLUB

Section	Overall	1200m	1000m	800m	600m	400m	200m
Section Times	1:19.51 [1] (0:11.10)	1:08.41 [2] (0:11.03)	0:57.38 [2] (0:11.78)	0:45.60 [2] (0:11.71)	0:33.89 [3] (0:11.22)	0:22.67 [2] (0:11.02)	0:11.65 [1] (0:11.65)
Average Speed [km/h]	48.9	65.1	61.5	61.8	64.1	65.2	61.7
Top Speed [km/h]	65.1	65.9	63.7	63.5	64.7	66.3	65.8
Avg. Dist. to Rail [m]	5.5	2.1	1.2	1.0	0.5	0.5	0.9
Avg. Stride Freq. [Hz]	2.2	2.3	2.2	2.2	2.2	2.3	2.2
Avg. Stride Length [m]	6.2	7.9	7.8	7.8	8.0	7.8	7.8



- [ ] Ranking at each section and finish
- .-.- No data available at this section
- NA No data available



Horse/Jockey Name	Script Writer
Final Rank	2
Fastest Section Time (Section)	0:11.12 (400m)
Top Speed [km/h] (Section)	66.6 (400m)
Race State	Finished



### Doomben QLD Professional

Race 7: Ladbrokes Odds Surge Class 2 Handicap - 1350m

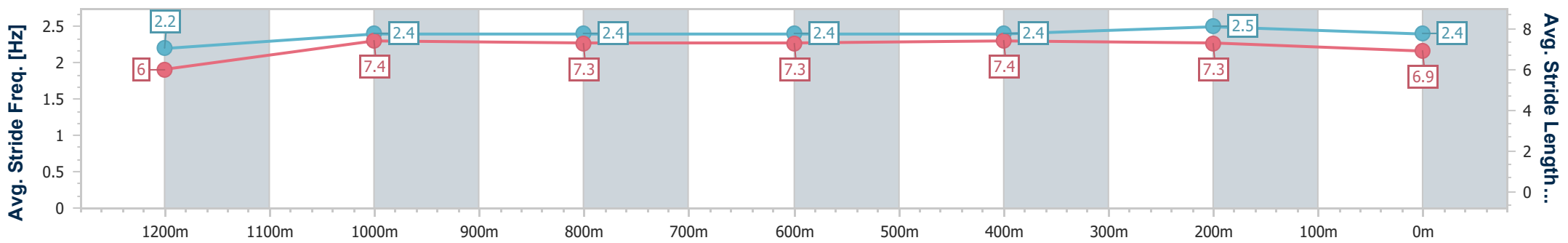
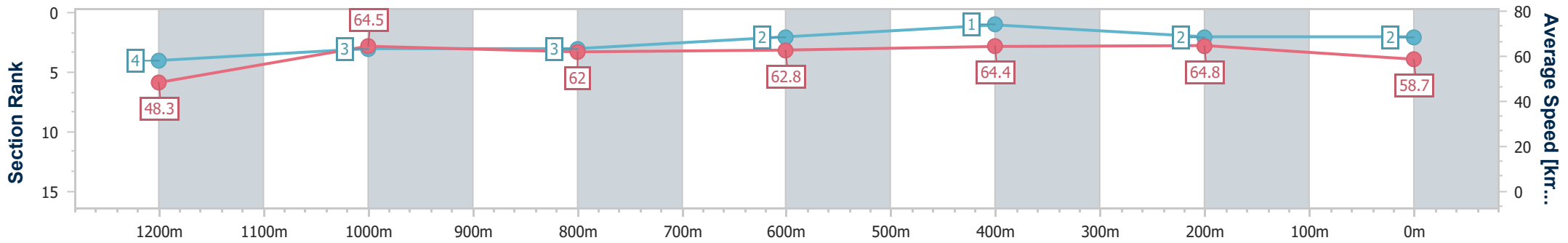
30 October 2024 - 17:20

Track Rating: Good 4, Weather: Fine, Rail Position: +6m Entire



BRISBANE RACING CLUB

Section	Overall	1200m	1000m	800m	600m	400m	200m
Section Times	1:20.24 [2] (0:11.14)	1:09.10 [4] (0:11.16)	0:57.94 [3] (0:11.68)	0:46.26 [3] (0:11.59)	0:34.67 [2] (0:11.27)	0:23.40 [1] (0:11.12)	0:12.28 [2] (0:12.28)
Average Speed [km/h]	48.3	64.5	62.0	62.8	64.4	64.8	58.7
Top Speed [km/h]	63.8	65.1	65.2	63.9	65.0	66.6	63.2
Avg. Dist. to Rail [m]	6.7	3.2	2.2	2.0	1.3	1.8	2.4
Avg. Stride Freq. [Hz]	2.2	2.4	2.4	2.4	2.4	2.5	2.4
Avg. Stride Length [m]	6.0	7.4	7.3	7.3	7.4	7.3	6.9



- [ ] Ranking at each section and finish
- .-.- No data available at this section
- NA No data available



Horse/Jockey Name	Skywriter
Final Rank	3
Fastest Section Time (Section)	0:11.07 (400m)
Top Speed [km/h] (Section)	66.3 (400m)
Race State	Finished



### Doomben QLD Professional

Race 7: Ladbrokes Odds Surge Class 2 Handicap - 1350m

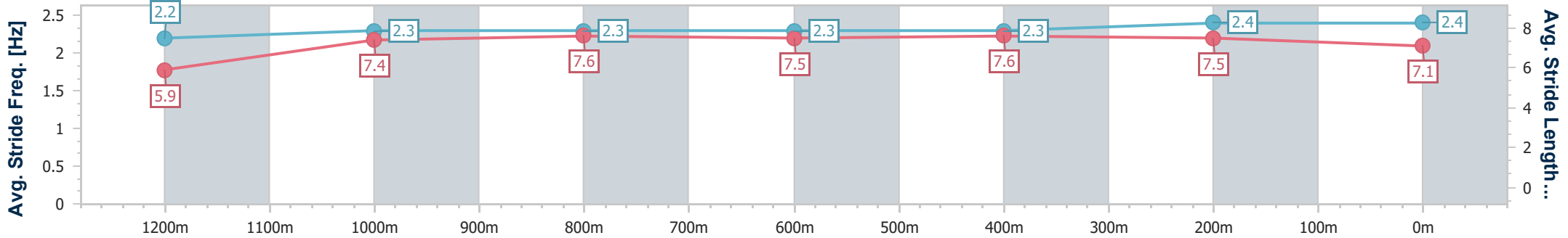
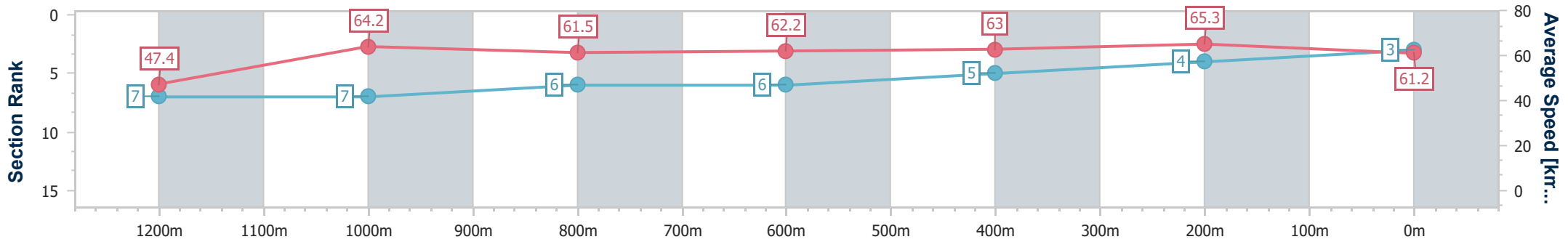
30 October 2024 - 17:20

Track Rating: Good 4, Weather: Fine, Rail Position: +6m Entire



BRISBANE RACING CLUB

Section	Overall	1200m	1000m	800m	600m	400m	200m
Section Times	1:20.33 [3] (0:11.42)	1:08.91 [7] (0:11.18)	0:57.73 [7] (0:11.76)	0:45.97 [6] (0:11.65)	0:34.32 [6] (0:11.47)	0:22.85 [5] (0:11.07)	0:11.78 [4] (0:11.78)
Average Speed [km/h]	47.4	64.2	61.5	62.2	63.0	65.3	61.2
Top Speed [km/h]	63.4	65.8	64.2	63.5	63.4	66.3	65.3
Avg. Dist. to Rail [m]	4.1	1.6	1.4	1.2	0.5	2.3	3.9
Avg. Stride Freq. [Hz]	2.2	2.3	2.3	2.3	2.3	2.4	2.4
Avg. Stride Length [m]	5.9	7.4	7.6	7.5	7.6	7.5	7.1



- [ ] Ranking at each section and finish
- .-.- No data available at this section
- NA No data available



Horse/Jockey Name	Araminta
Final Rank	4
Fastest Section Time (Section)	0:10.96 (Overall)
Top Speed [km/h] (Section)	65.8 (1200m)
Race State	Finished



### Doomben QLD Professional

Race 7: Ladbrokes Odds Surge Class 2 Handicap - 1350m

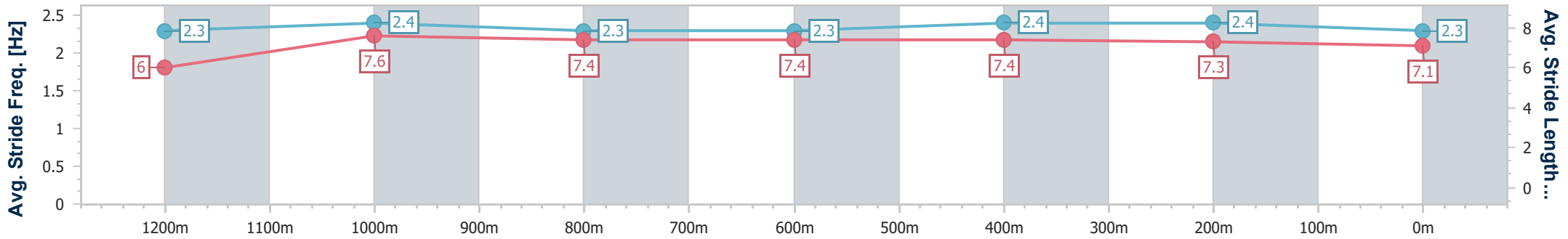
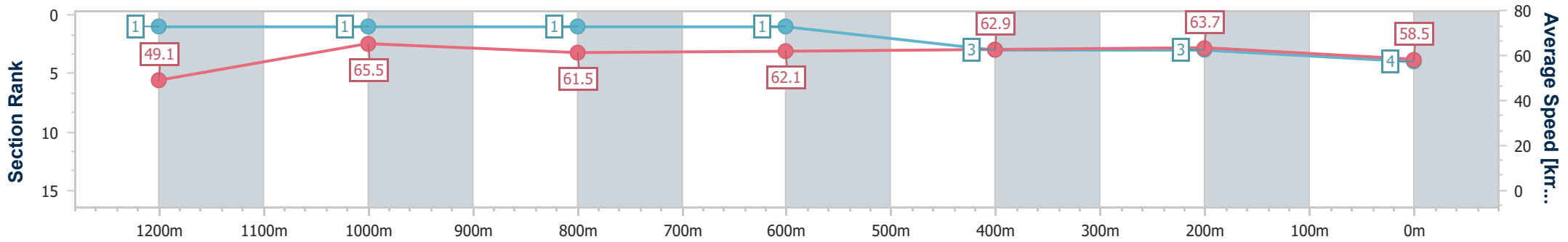
30 October 2024 - 17:20

Track Rating: Good 4, Weather: Fine, Rail Position: +6m Entire



BRISBANE RACING CLUB

Section	Overall	1200m	1000m	800m	600m	400m	200m
Section Times	1:20.50 [4] (0:10.96)	1:09.54 [1] (0:11.04)	0:58.50 [1] (0:11.72)	0:46.78 [1] (0:11.60)	0:35.18 [1] (0:11.53)	0:23.65 [3] (0:11.31)	0:12.34 [3] (0:12.34)
Average Speed [km/h]	49.1	65.5	61.5	62.1	62.9	63.7	58.5
Top Speed [km/h]	64.1	65.8	63.7	63.1	64.1	65.3	62.4
Avg. Dist. to Rail [m]	3.2	0.9	0.4	0.9	1.3	1.5	0.9
Avg. Stride Freq. [Hz]	2.3	2.4	2.3	2.3	2.4	2.4	2.3
Avg. Stride Length [m]	6.0	7.6	7.4	7.4	7.4	7.3	7.1



- [ ] Ranking at each section and finish
- .-.- No data available at this section
- NA No data available



Horse/Jockey Name	Lavoni
Final Rank	5
Fastest Section Time (Section)	0:11.12 (1200m)
Top Speed [km/h] (Section)	67.4 (400m)
Race State	Finished



Doomben QLD Professional

Race 7: Ladbrokes Odds Surge Class 2 Handicap - 1350m

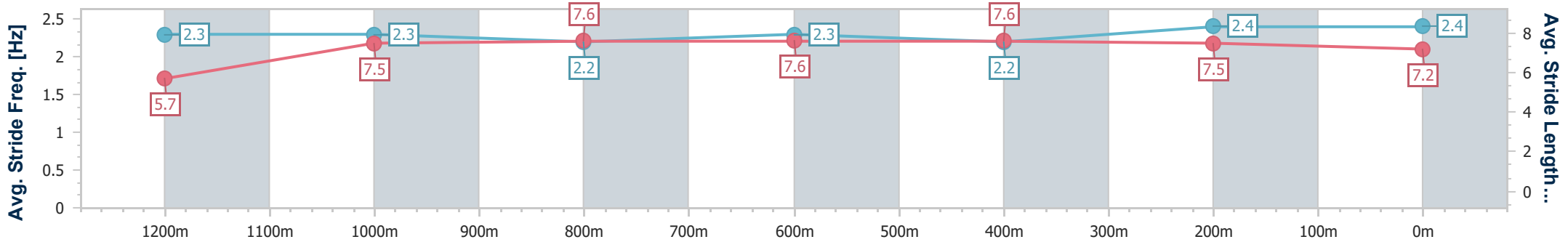
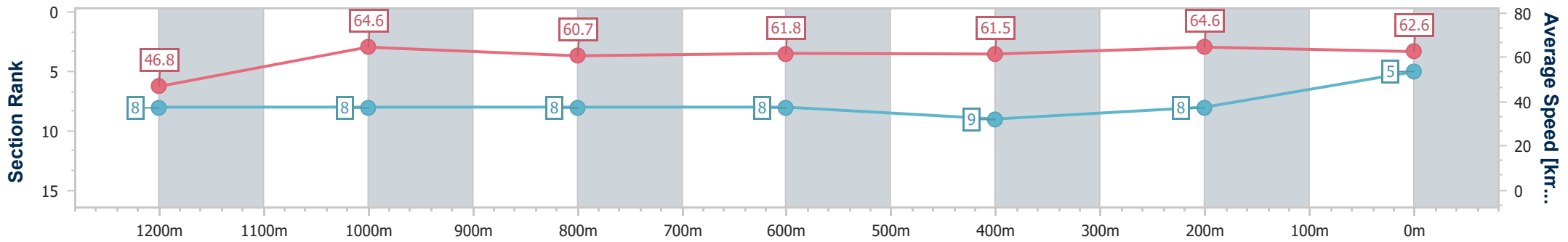
30 October 2024 - 17:20

Track Rating: Good 4, Weather: Fine, Rail Position: +6m Entire



BRISBANE RACING CLUB

Section	Overall	1200m	1000m	800m	600m	400m	200m
Section Times	1:20.52 [5] (0:11.62)	1:08.90 [8] (0:11.12)	0:57.78 [8] (0:11.85)	0:45.93 [8] (0:11.65)	0:34.28 [8] (0:11.65)	0:22.63 [9] (0:11.14)	0:11.49 [8]
Average Speed [km/h]	46.8	64.6	60.7	61.8	61.5	64.6	62.6
Top Speed [km/h]	66.2	66.2	62.9	63.1	62.9	67.4	65.0
Avg. Dist. to Rail [m]	4.9	0.4	0.5	0.3	1.1	2.1	5.9
Avg. Stride Freq. [Hz]	2.3	2.3	2.2	2.3	2.2	2.4	2.4
Avg. Stride Length [m]	5.7	7.5	7.6	7.6	7.6	7.5	7.2



- [ ] Ranking at each section and finish
- .-.- No data available at this section
- NA No data available





Horse/Jockey Name	Connecticut
Final Rank	6
Fastest Section Time (Section)	0:11.17 (1200m)
Top Speed [km/h] (Section)	65.4 (1200m)
Race State	Finished



Doomben QLD Professional

Race 7: Ladbrokes Odds Surge Class 2 Handicap - 1350m

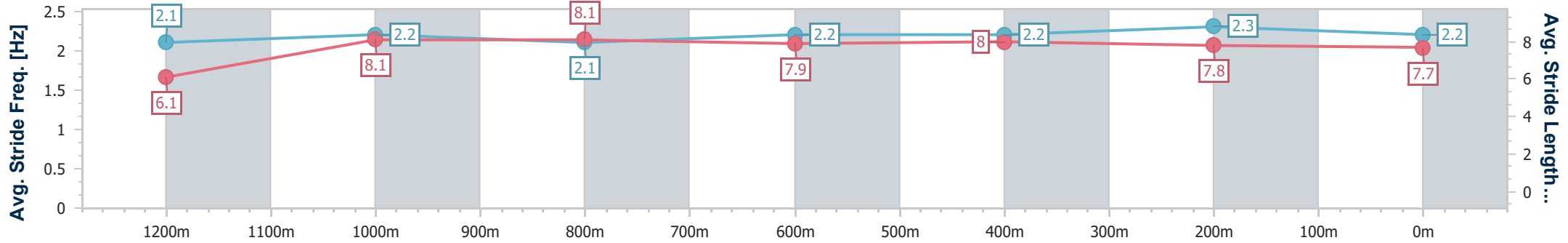
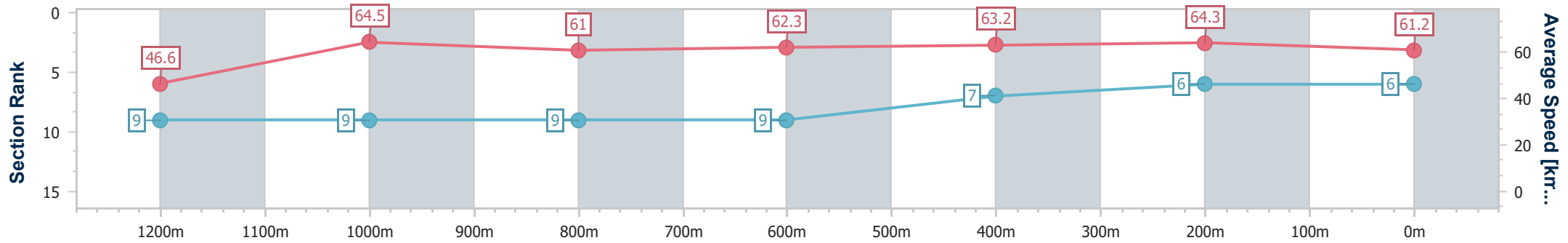
30 October 2024 - 17:20

Track Rating: Good 4, Weather: Fine, Rail Position: +6m Entire



BRISBANE RACING CLUB

Section	Overall	1200m	1000m	800m	600m	400m	200m
Section Times	1:20.64 [6] (0:11.63)	1:09.01 [9] (0:11.17)	0:57.84 [9] (0:11.82)	0:46.02 [9] (0:11.64)	0:34.38 [9] (0:11.40)	0:22.98 [7] (0:11.21)	0:11.77 [6] (0:11.77)
Average Speed [km/h]	46.6	64.5	61.0	62.3	63.2	64.3	61.2
Top Speed [km/h]	64.3	65.4	63.6	63.9	64.2	65.3	64.1
Avg. Dist. to Rail [m]	6.6	1.6	1.5	1.0	0.6	1.2	1.8
Avg. Stride Freq. [Hz]	2.1	2.2	2.1	2.2	2.2	2.3	2.2
Avg. Stride Length [m]	6.1	8.1	8.1	7.9	8.0	7.8	7.7



- [ ] Ranking at each section and finish
- .-.- No data available at this section
- NA No data available



Horse/Jockey Name	Kenichi
Final Rank	7
Fastest Section Time (Section)	0:11.15 (Overall)
Top Speed [km/h] (Section)	65.4 (1200m)
Race State	Finished



Doomben QLD Professional

Race 7: Ladbrokes Odds Surge Class 2 Handicap - 1350m

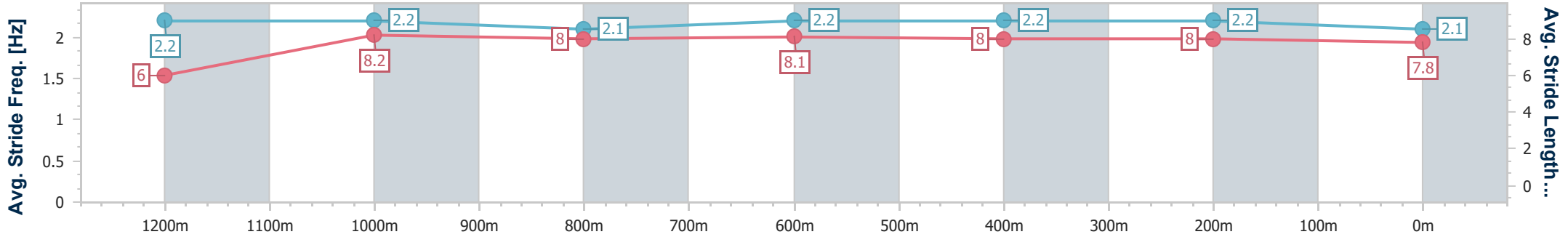
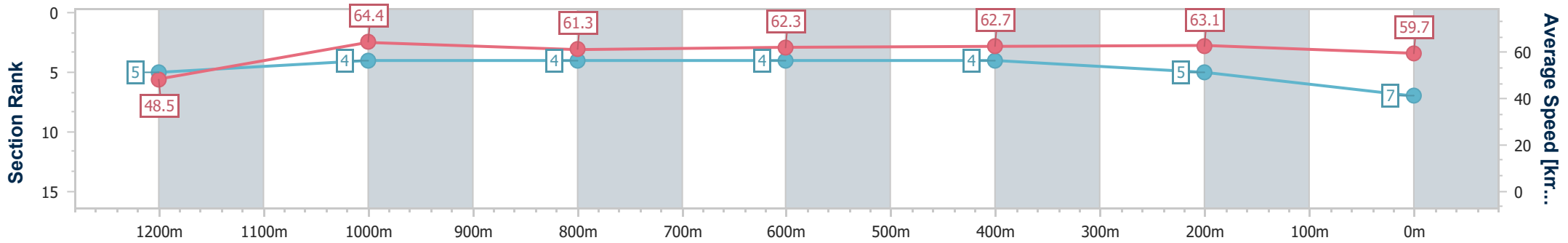
30 October 2024 - 17:20

Track Rating: Good 4, Weather: Fine, Rail Position: +6m Entire



BRISBANE RACING CLUB

Section	Overall	1200m	1000m	800m	600m	400m	200m
Section Times	1:20.74 [7] (0:11.15)	1:09.59 [5] (0:11.16)	0:58.43 [4] (0:11.80)	0:46.63 [4] (0:11.60)	0:35.03 [4] (0:11.56)	0:23.47 [4] (0:11.39)	0:12.08 [5] (0:12.08)
Average Speed [km/h]	48.5	64.4	61.3	62.3	62.7	63.1	59.7
Top Speed [km/h]	64.6	65.4	64.4	63.3	63.0	63.9	63.0
Avg. Dist. to Rail [m]	2.5	0.8	0.5	0.9	1.0	1.6	1.1
Avg. Stride Freq. [Hz]	2.2	2.2	2.1	2.2	2.2	2.2	2.1
Avg. Stride Length [m]	6.0	8.2	8.0	8.1	8.0	8.0	7.8



- [ ] Ranking at each section and finish
- .-.- No data available at this section
- NA No data available



Horse/Jockey Name	Badda Boom Baby
Final Rank	8
Fastest Section Time (Section)	0:11.18 (400m)
Top Speed [km/h] (Section)	66.0 (1200m)
Race State	Finished



Doomben QLD Professional

Race 7: Ladbrokes Odds Surge Class 2 Handicap - 1350m

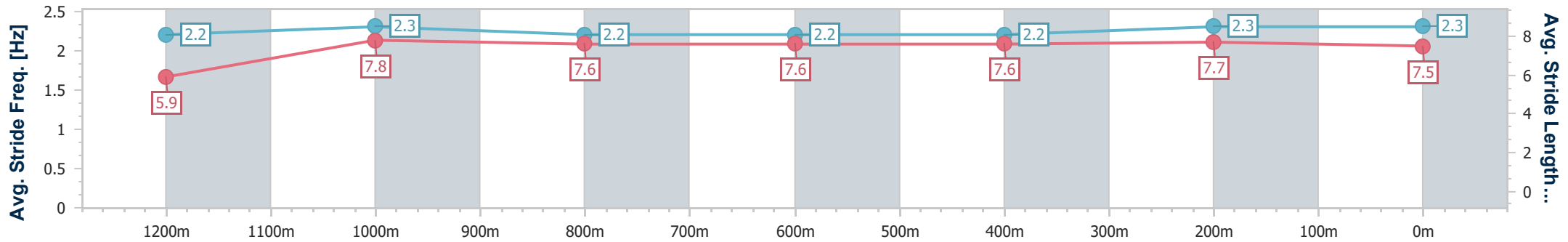
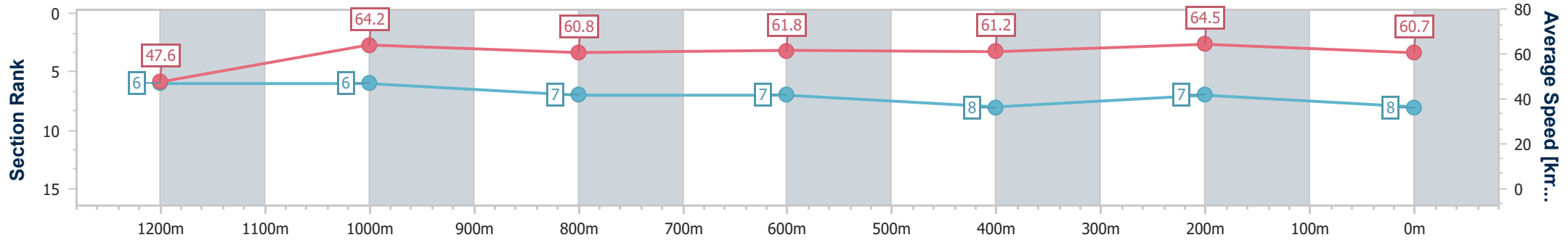
30 October 2024 - 17:20

Track Rating: Good 4, Weather: Fine, Rail Position: +6m Entire



BRISBANE RACING CLUB

Section	Overall	1200m	1000m	800m	600m	400m	200m
Section Times	1:20.80 [8] (0:11.32)	1:09.48 [6] (0:11.20)	0:58.28 [6] (0:11.91)	0:46.37 [7] (0:11.65)	0:34.72 [7] (0:11.72)	0:23.00 [8] (0:11.18)	0:11.82 [7] (0:11.82)
Average Speed [km/h]	47.6	64.2	60.8	61.8	61.2	64.5	60.7
Top Speed [km/h]	64.3	66.0	63.1	64.2	63.8	65.8	64.7
Avg. Dist. to Rail [m]	1.8	0.2	0.3	0.2	0.3	0.4	0.6
Avg. Stride Freq. [Hz]	2.2	2.3	2.2	2.2	2.2	2.3	2.3
Avg. Stride Length [m]	5.9	7.8	7.6	7.6	7.6	7.7	7.5



- [ ] Ranking at each section and finish
- .-.- No data available at this section
- NA No data available



Horse/Jockey Name	Master Gee
Final Rank	9
Fastest Section Time (Section)	0:11.12 (Overall)
Top Speed [km/h] (Section)	65.2 (1200m)
Race State	Finished



Doomben QLD Professional

Race 7: Ladbrokes Odds Surge Class 2 Handicap - 1350m

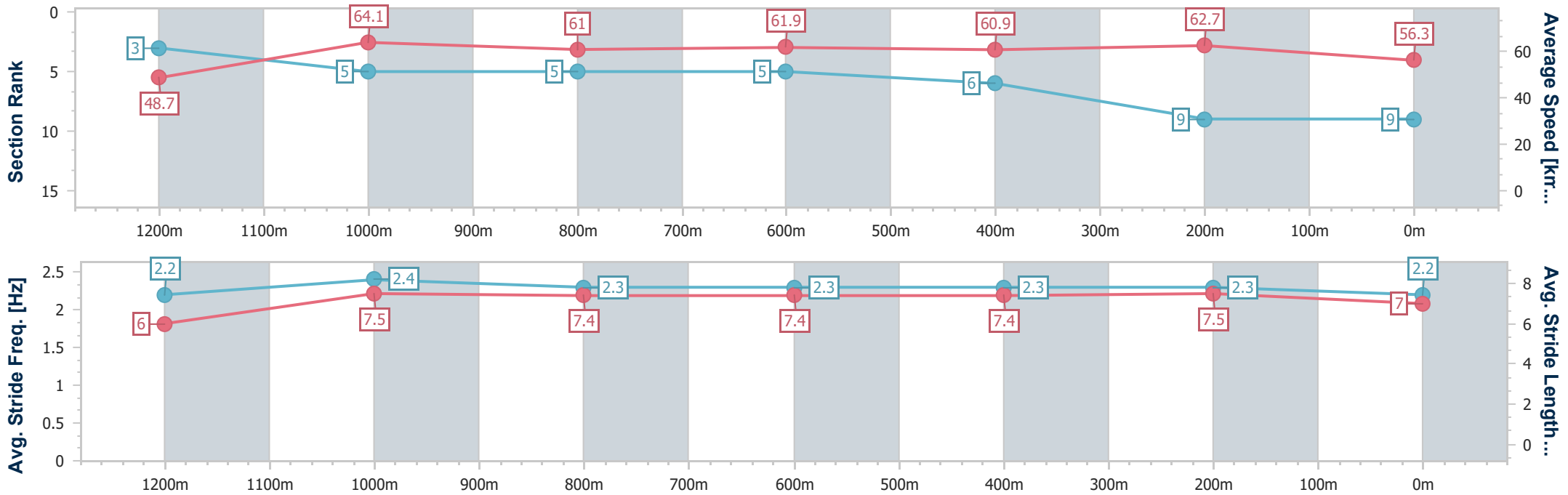
30 October 2024 - 17:20

Track Rating: Good 4, Weather: Fine, Rail Position: +6m Entire



BRISBANE RACING CLUB

Section	Overall	1200m	1000m	800m	600m	400m	200m
Section Times	1:21.87 [9] (0:11.12)	1:10.75 [3] (0:11.20)	0:59.55 [5] (0:11.86)	0:47.69 [5] (0:11.65)	0:36.04 [5] (0:11.79)	0:24.25 [6] (0:11.47)	0:12.78 [9] (0:12.78)
Average Speed [km/h]	48.7	64.1	61.0	61.9	60.9	62.7	56.3
Top Speed [km/h]	64.4	65.2	64.8	64.4	62.9	63.4	62.7
Avg. Dist. to Rail [m]	1.3	0.1	0.8	0.7	0.5	0.9	1.5
Avg. Stride Freq. [Hz]	2.2	2.4	2.3	2.3	2.3	2.3	2.2
Avg. Stride Length [m]	6.0	7.5	7.4	7.4	7.4	7.5	7.0



- [ ] Ranking at each section and finish
- .-.- No data available at this section
- NA No data available