



Doomben QLD Professional

Race 1: JONKERS FIRST YEARLINGS 2025 Maiden Plate - 1350m

13 November 2024 - 13:54



BRISBANE
RACING CLUB

Track Rating: Soft 5, Weather: Overcast, Rail Position: +8m Entire

Section												Last 600m	
Field Times												0:36.38	
					Overall	1200m	1000m	800m	600m	400m			
					1:20.85 (0:10.80)	1:10.05 (0:10.56)	0:59.49 (0:11.29)	0:48.20 (0:11.82)	0:36.38 (0:12.05)	0:24.33 (0:11.96)			
Rank	TAB	Horse/Jockey	Barrier	Top Speed [km/h]	Fastest Section							Distance Travelled [m]	
1	13	BLONDE ON BLONDE Ron Stewart	3	66.8 1200m	0:10.99 1200m	1:20.85 [1] (0:11.20)	1:09.65 [7] (0:10.99)	0:58.66 [8] (0:11.36)	0:47.30 [8] (0:11.70)	0:35.60 [7] (0:11.80)	0:23.80 [6] (0:11.46)	0:35.60	
2	8	USE YOUR ILLUSION Martin Harley	6	66.5 1200m	0:11.06 1200m	1:20.89 [2] (0:11.37)	1:09.52 [10] (0:11.06)	0:58.46 [10] (0:11.36)	0:47.10 [11] (0:11.82)	0:35.28 [12] (0:11.78)	0:23.50 [11] (0:11.45)	0:35.28	+2
3	9	KATERINI Andrew Mallyon	12	67.4 1200m	0:10.86 1200m	1:20.90 [3] (0:11.64)	1:09.26 [12] (0:10.86)	0:58.40 [11] (0:11.20)	0:47.20 [9] (0:11.64)	0:35.56 [9] (0:11.90)	0:23.66 [8] (0:11.50)	0:35.56	-5
4	2	PHAROAH'S PROPHECY Noel Callow	10	67.0 1200m	0:10.98 1200m	1:20.97 [4] (0:11.02)	1:09.95 [6] (0:10.98)	0:58.97 [6] (0:11.26)	0:47.71 [5] (0:11.82)	0:35.89 [5] (0:11.86)	0:24.03 [5] (0:11.55)	0:35.89	+4
5	16	PIMPERNEL Emily Lang	1	68.7 1200m	0:10.57 1200m	1:21.15 [5] (0:10.88)	1:10.27 [2] (0:10.57)	0:59.70 [2] (0:11.20)	0:48.50 [1] (0:11.84)	0:36.66 [2] (0:12.09)	0:24.57 [2] (0:11.90)	0:36.66	-7
6	10	MISS REILLY Cody Collis	11	65.8 1200m	0:11.09 1200m	1:21.28 [6] (0:11.86)	1:09.42 [13] (0:11.09)	0:58.33 [13] (0:11.19)	0:47.14 [12] (0:11.45)	0:35.69 [11] (0:11.73)	0:23.96 [10] (0:11.69)	0:35.69	-11
7	3	READY FOR THE TRIP Angela Jones	9	68.7 1200m	0:10.93 Overall	1:21.47 [7] (0:10.93)	1:10.54 [3] (0:11.06)	0:59.48 [5] (0:11.32)	0:48.16 [6] (0:11.86)	0:36.30 [6] (0:12.05)	0:24.25 [7] (0:11.71)	0:36.30	+1
8	11	PRIVATE EQUITY Kyle Wilson-Taylor	5	68.2 1200m	0:10.83 1200m	1:21.50 [8] (0:10.94)	1:10.56 [4] (0:10.83)	0:59.73 [3] (0:11.38)	0:48.35 [4] (0:11.71)	0:36.64 [4] (0:12.00)	0:24.64 [4] (0:11.87)	0:36.64	+1
9	17	ALECIA Samantha Collett	2	67.1 1200m	0:10.88 1200m	1:21.53 [9] (0:10.99)	1:10.54 [5] (0:10.88)	0:59.66 [4] (0:11.20)	0:48.46 [3] (0:11.73)	0:36.73 [3] (0:12.05)	0:24.68 [3] (0:11.91)	0:36.73	-7
10	1	BIT OF GRUNT Nikita Beriman	7	68.3 1200m	0:10.56 1200m	1:21.65 [10] (0:10.80)	1:10.85 [1] (0:10.56)	1:00.29 [1] (0:11.31)	0:48.98 [2] (0:11.80)	0:37.18 [1] (0:12.05)	0:25.13 [1] (0:11.98)	0:37.18	-4

Scratched: Canavese (#4), Noble Decree (#6), Humid (#14), Ready To Drink (#15)

[] Ranking at each section and finish
 -:-:- No data available at this section
 NA No data available

SCN Saddle cloth number
 DNF Did not finish
 DNT Did not track



Doomben QLD Professional

Race 1: JONKERS FIRST YEARLINGS 2025 Maiden Plate - 1350m

13 November 2024 - 13:54



BRISBANE
RACING CLUB

Track Rating: Soft 5, Weather: Overcast, Rail Position: +8m Entire

Section	Overall	1200m	1000m	800m	600m	400m	Last 600m						
Field Times	1:20.85 (0:10.80)	1:10.05 (0:10.56)	0:59.49 (0:11.29)	0:48.20 (0:11.82)	0:36.38 (0:12.05)	0:24.33 (0:11.96)	0:36.38						
Rank	TAB	Horse/Jockey	Barrier	Top Speed [km/h]	Fastest Section	Overall	1200m	1000m	800m	600m	400m	Last 600m	Distance Travelled [m]
11	7	RIPPINGTON Bailey Wheeler	4	68.5 1200m	0:10.84 1200m	1:21.82 [11] (0:11.35)	1:10.47 [9] (0:10.84)	0:59.63 [7] (0:11.35)	0:48.28 [7] (0:11.75)	0:36.53 [8] (0:11.96)	0:24.57 [9] (0:11.54)	0:36.53	-7
12	5	KIDS INTHE KITCHEN Cejay Graham	8	67.0 1200m	0:11.14 1200m	1:22.03 [12] (0:11.54)	1:10.49 [11] (0:11.14)	0:59.35 [12] (0:11.47)	0:47.88 [13] (0:11.72)	0:36.16 [13] (0:11.93)	0:24.23 [13] (0:11.82)	0:36.16	-6
13	12	ROSEBERY TERRACE Matthew Gray	13	66.7 1200m	0:11.01 1200m	1:22.80 [13] (0:11.29)	1:11.51 [8] (0:11.01)	1:00.50 [9] (0:11.46)	0:49.04 [10] (0:11.73)	0:37.31 [10] (0:12.29)	0:25.02 [12] (0:11.97)	0:37.31	-2

Scratched: Canavese (#4), Noble Decree (#6), Humid (#14), Ready To Drink (#15)

[] Ranking at each section and finish
 -:-:- No data available at this section
 NA No data available

SCN Saddle cloth number
 DNF Did not finish
 DNT Did not track



Doomben QLD Professional

Race 1: JONKERS FIRST YEARLINGS 2025 Maiden Plate - 1350m

13 November 2024 - 13:54



BRISBANE
RACING CLUB

Track Rating: Soft 5, Weather: Overcast, Rail Position: +8m Entire

Section				200m				Last 600m		
Field Times				0:12.37				0:36.38		
				(0:12.37)						
Rank	TAB	Horse/Jockey	Barrier	Top Speed [km/h]	Fastest Section	Margin			Distance Travelled [m]	
1	13	BLONDE ON BLONDE Ron Stewart	3	66.8 1200m	0:10.99 1200m	0:12.34 [4] (0:12.34)	1:20.85		0:35.60	
2	8	USE YOUR ILLUSION Martin Harley	6	66.5 1200m	0:11.06 1200m	0:12.05 [9] (0:12.05)	0.23L		0:35.28	+2
3	9	KATERINI Andrew Mallyon	12	67.4 1200m	0:10.86 1200m	0:12.16 [6] (0:12.16)	0.27L		0:35.56	-5
4	2	PHAROAH'S PROPHECY Noel Callow	10	67.0 1200m	0:10.98 1200m	0:12.48 [2] (0:12.48)	0.7L		0:35.89	+4
5	16	PIMPERNEL Emily Lang	1	68.7 1200m	0:10.57 1200m	0:12.67 [1] (0:12.67)	1.76L		0:36.66	-7
6	10	MISS REILLY Cody Collis	11	65.8 1200m	0:11.09 1200m	0:12.27 [11] (0:12.27)	2.51L		0:35.69	-11
7	3	READY FOR THE TRIP Angela Jones	9	68.7 1200m	0:10.93 Overall	0:12.54 [10] (0:12.54)	3.63L		0:36.30	+1
8	11	PRIVATE EQUITY Kyle Wilson-Taylor	5	68.2 1200m	0:10.83 1200m	0:12.77 [5] (0:12.77)	3.8L		0:36.64	+1
9	17	ALECIA Samantha Collett	2	67.1 1200m	0:10.88 1200m	0:12.77 [7] (0:12.77)	3.95L		0:36.73	-7
10	1	BIT OF GRUNT Nikita Beriman	7	68.3 1200m	0:10.56 1200m	0:13.15 [3] (0:13.15)	4.68L		0:37.18	-4

Scratched: Canavese (#4), Noble Decree (#6), Humid (#14), Ready To Drink (#15)

Report Created: Wed 13 November 2024 14:21 GM (Note: Timing is based on position data)

Page 3/17

[] Ranking at each section and finish
 -:-:- No data available at this section
 NA No data available

SCN Saddle cloth number
 DNF Did not finish
 DNT Did not track

data processed by  **TRIPLES DATA**



Doomben QLD Professional

Race 1: JONKERS FIRST YEARLINGS 2025 Maiden Plate - 1350m

13 November 2024 - 13:54



BRISBANE
RACING CLUB

Track Rating: Soft 5, Weather: Overcast, Rail Position: +8m Entire

Section				200m				Last 600m		
Field Times				0:12.37 (0:12.37)				0:36.38		
Rank	TAB	Horse/Jockey	Barrier	Top Speed [km/h]	Fastest Section	Margin			Distance Travelled [m]	
11	7	RIPPINGTON	4	68.5	0:10.84	0:13.03 [8]	5.69L		0:36.53	-7
		Bailey Wheeler		1200m	1200m	(0:13.03)				
12	5	KIDS INTHE KITCHEN	8	67.0	0:11.14	0:12.41 [12]	6.89L		0:36.16	-6
		Cejay Graham		1200m	1200m	(0:12.41)				
13	12	ROSEBERY TERRACE	13	66.7	0:11.01	0:13.05 [13]	11.43L		0:37.31	-2
		Matthew Gray		1200m	1200m	(0:13.05)				

Scratched: Canavese (#4), Noble Decree (#6), Humid (#14), Ready To Drink (#15)



Horse/Jockey Name	Blonde On Blonde
Final Rank	1
Fastest Section Time (Section)	0:10.99 (1200m)
Top Speed [km/h] (Section)	66.8 (1200m)
Race State	Finished



Doomben QLD Professional
Race 1: JONKERS FIRST YEARLINGS 2025 Maiden Plate - 1350m

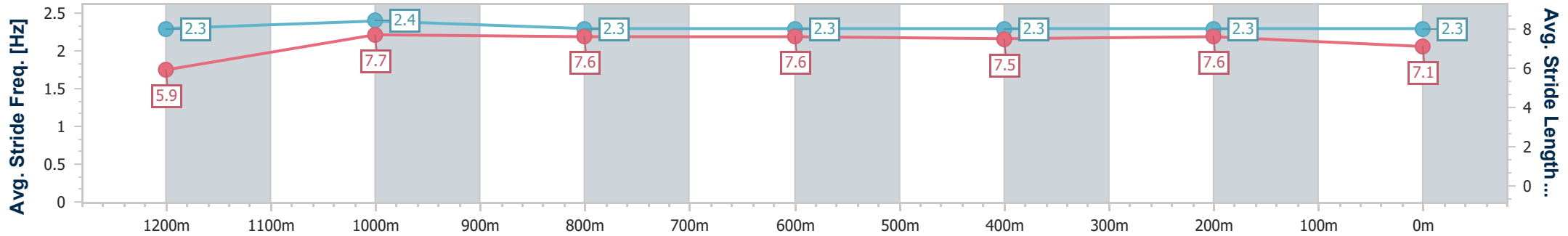
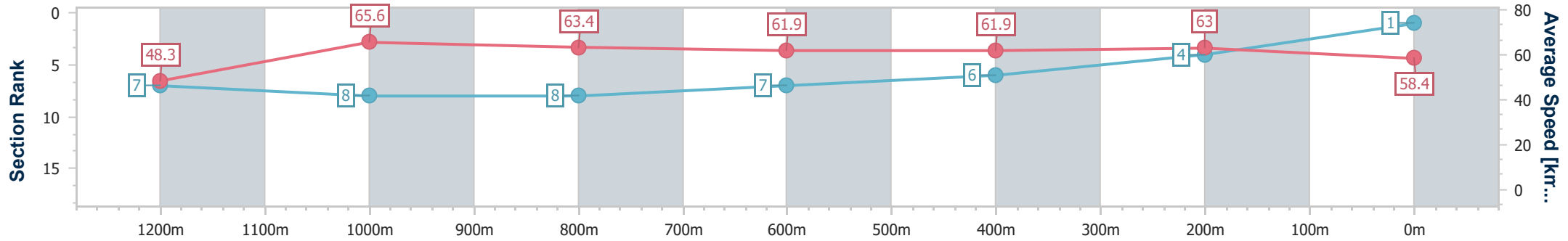


BRISBANE
 RACING CLUB

13 November 2024 - 13:54

Track Rating: Soft 5, Weather: Overcast, Rail Position: +8m Entire

Section	Overall	1200m	1000m	800m	600m	400m	200m
Section Times	1:20.85 [1] (0:11.20)	1:09.65 [7] (0:10.99)	0:58.66 [8] (0:11.36)	0:47.30 [8] (0:11.70)	0:35.60 [7] (0:11.80)	0:23.80 [6] (0:11.46)	0:12.34 [4] (0:12.34)
Average Speed [km/h]	48.3	65.6	63.4	61.9	61.9	63.0	58.4
Top Speed [km/h]	65.3	66.8	65.0	63.8	63.8	64.9	61.6
Avg. Dist. to Rail [m]	3.3	0.8	0.3	1.6	2.5	3.0	3.3
Avg. Stride Freq. [Hz]	2.3	2.4	2.3	2.3	2.3	2.3	2.3
Avg. Stride Length [m]	5.9	7.7	7.6	7.6	7.5	7.6	7.1



- [] Ranking at each section and finish
- .-.- No data available at this section
- NA No data available



Horse/Jockey Name	Use Your Illusion
Final Rank	2
Fastest Section Time (Section)	0:11.06 (1200m)
Top Speed [km/h] (Section)	66.5 (1200m)
Race State	Finished



Doomben QLD Professional
Race 1: JONKERS FIRST YEARLINGS 2025 Maiden Plate - 1350m

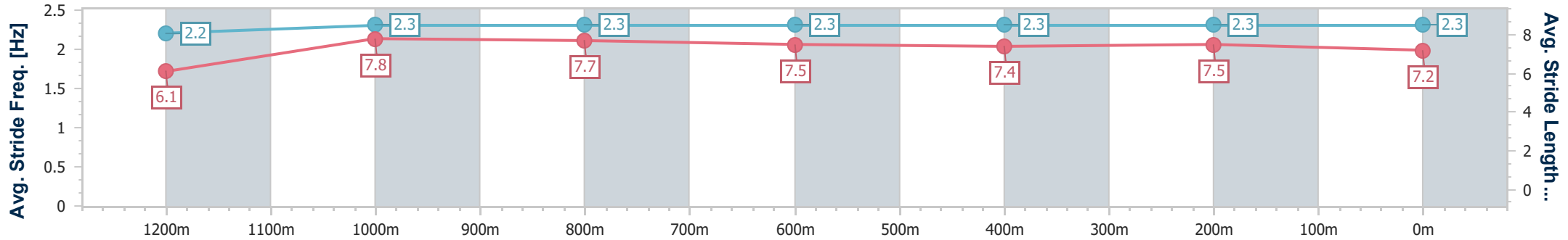
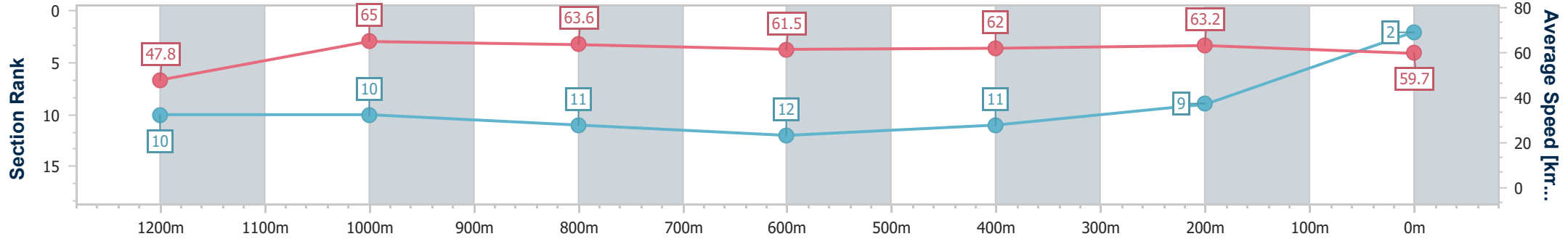


13 November 2024 - 13:54

BRISBANE RACING CLUB

Track Rating: Soft 5, Weather: Overcast, Rail Position: +8m Entire

Section	Overall	1200m	1000m	800m	600m	400m	200m
Section Times	1:20.89 [2] (0:11.37)	1:09.52 [10] (0:11.06)	0:58.46 [10] (0:11.36)	0:47.10 [11] (0:11.82)	0:35.28 [12] (0:11.78)	0:23.50 [11] (0:11.45)	0:12.05 [9] (0:12.05)
Average Speed [km/h]	47.8	65.0	63.6	61.5	62.0	63.2	59.7
Top Speed [km/h]	64.5	66.5	65.0	63.2	64.0	64.5	62.8
Avg. Dist. to Rail [m]	5.0	0.9	1.3	2.3	2.1	3.1	5.1
Avg. Stride Freq. [Hz]	2.2	2.3	2.3	2.3	2.3	2.3	2.3
Avg. Stride Length [m]	6.1	7.8	7.7	7.5	7.4	7.5	7.2



- [] Ranking at each section and finish
- .-.- No data available at this section
- NA No data available



Horse/Jockey Name	Katerini
Final Rank	3
Fastest Section Time (Section)	0:10.86 (1200m)
Top Speed [km/h] (Section)	67.4 (1200m)
Race State	Finished



Doomben QLD Professional
Race 1: JONKERS FIRST YEARLINGS 2025 Maiden Plate - 1350m

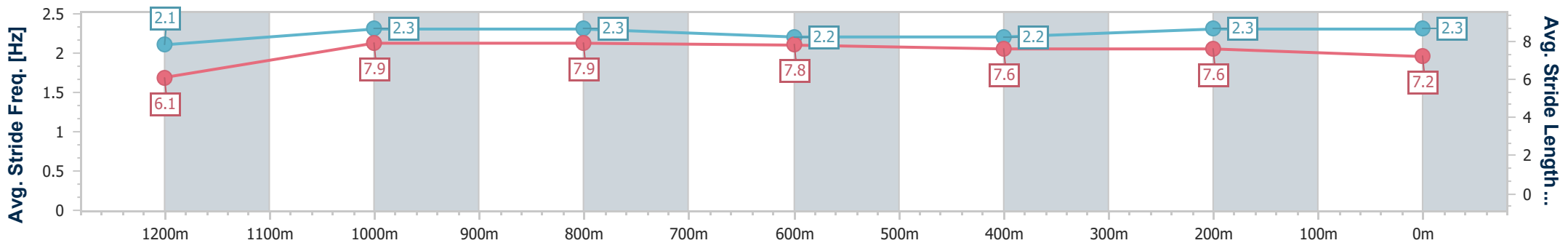
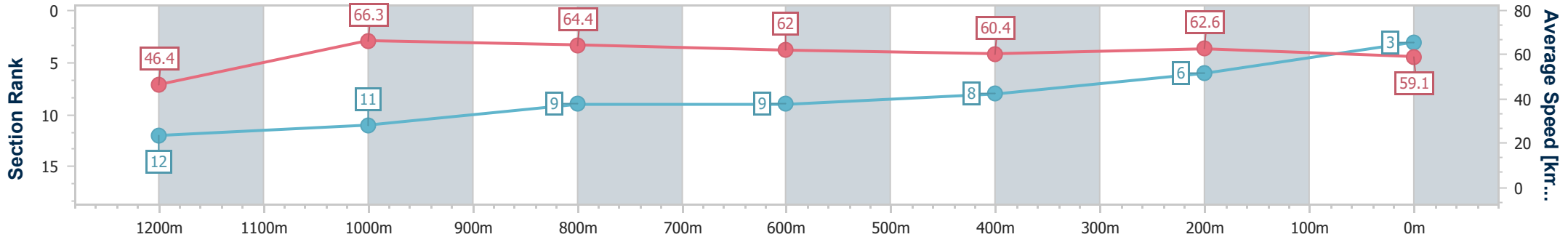


13 November 2024 - 13:54

BRISBANE RACING CLUB

Track Rating: Soft 5, Weather: Overcast, Rail Position: +8m Entire

Section	Overall	1200m	1000m	800m	600m	400m	200m
Section Times	1:20.90 [3] (0:11.64)	1:09.26 [12] (0:10.86)	0:58.40 [11] (0:11.20)	0:47.20 [9] (0:11.64)	0:35.56 [9] (0:11.90)	0:23.66 [8] (0:11.50)	0:12.16 [6] (0:12.16)
Average Speed [km/h]	46.4	66.3	64.4	62.0	60.4	62.6	59.1
Top Speed [km/h]	65.5	67.4	65.8	63.0	62.0	64.0	62.2
Avg. Dist. to Rail [m]	10.2	0.9	0.1	0.5	0.5	1.4	3.3
Avg. Stride Freq. [Hz]	2.1	2.3	2.3	2.2	2.2	2.3	2.3
Avg. Stride Length [m]	6.1	7.9	7.9	7.8	7.6	7.6	7.2



- [] Ranking at each section and finish
- .-.- No data available at this section
- NA No data available



Horse/Jockey Name	Pharoah's Prophecy
Final Rank	4
Fastest Section Time (Section)	0:10.98 (1200m)
Top Speed [km/h] (Section)	67.0 (1200m)
Race State	Finished



Doomben QLD Professional
Race 1: JONKERS FIRST YEARLINGS 2025 Maiden Plate - 1350m

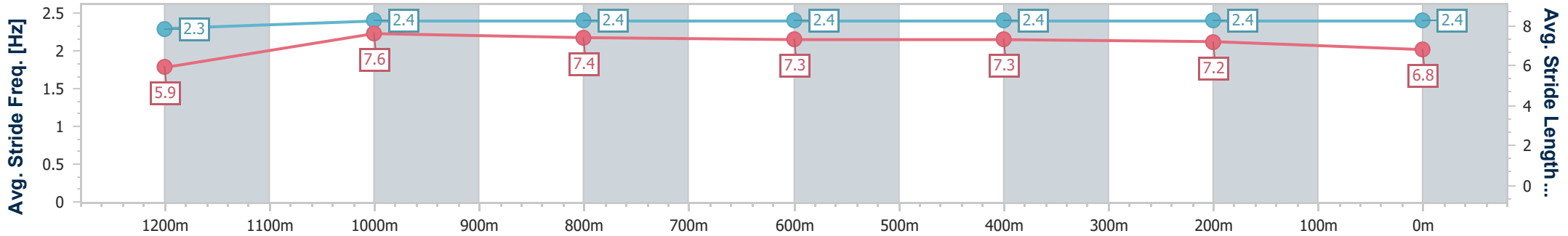
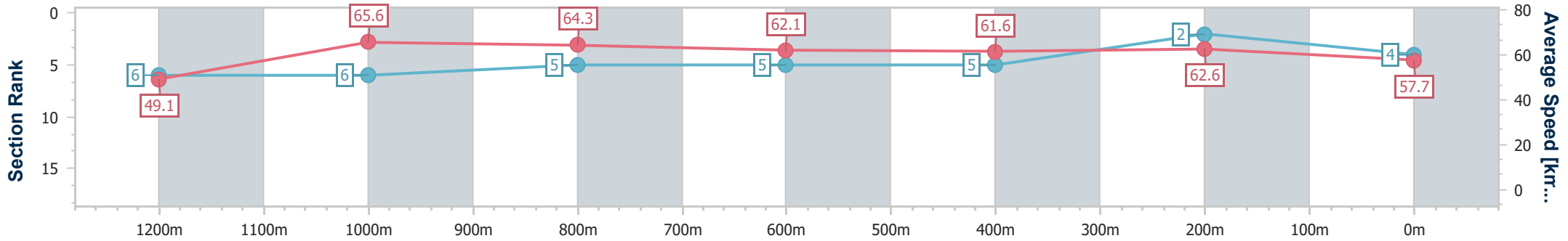


13 November 2024 - 13:54

BRISBANE RACING CLUB

Track Rating: Soft 5, Weather: Overcast, Rail Position: +8m Entire

Section	Overall	1200m	1000m	800m	600m	400m	200m
Section Times	1:20.97 [4] (0:11.02)	1:09.95 [6] (0:10.98)	0:58.97 [6] (0:11.26)	0:47.71 [5] (0:11.82)	0:35.89 [5] (0:11.86)	0:24.03 [5] (0:11.55)	0:12.48 [2] (0:12.48)
Average Speed [km/h]	49.1	65.6	64.3	62.1	61.6	62.6	57.7
Top Speed [km/h]	66.7	67.0	66.4	63.7	63.4	63.9	60.5
Avg. Dist. to Rail [m]	8.8	3.9	1.9	3.8	3.3	1.8	0.7
Avg. Stride Freq. [Hz]	2.3	2.4	2.4	2.4	2.4	2.4	2.4
Avg. Stride Length [m]	5.9	7.6	7.4	7.3	7.3	7.2	6.8



- [] Ranking at each section and finish
- .-.- No data available at this section
- NA No data available



Horse/Jockey Name	Pimpernel
Final Rank	5
Fastest Section Time (Section)	0:10.57 (1200m)
Top Speed [km/h] (Section)	68.7 (1200m)
Race State	Finished



Doomben QLD Professional
Race 1: JONKERS FIRST YEARLINGS 2025 Maiden Plate - 1350m

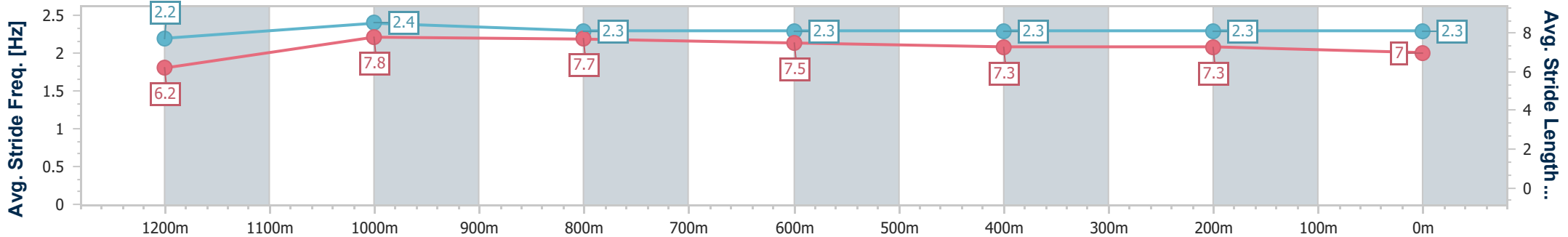
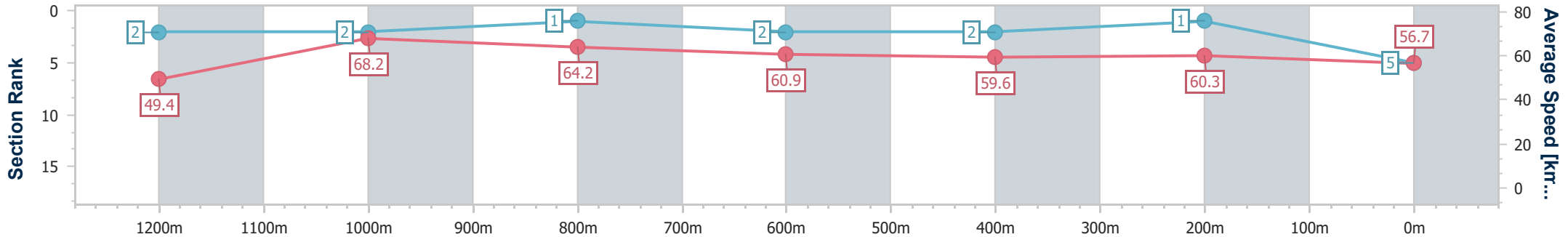


13 November 2024 - 13:54

BRISBANE RACING CLUB

Track Rating: Soft 5, Weather: Overcast, Rail Position: +8m Entire

Section	Overall	1200m	1000m	800m	600m	400m	200m
Section Times	1:21.15 [5] (0:10.88)	1:10.27 [2] (0:10.57)	0:59.70 [2] (0:11.20)	0:48.50 [1] (0:11.84)	0:36.66 [2] (0:12.09)	0:24.57 [2] (0:11.90)	0:12.67 [1] (0:12.67)
Average Speed [km/h]	49.4	68.2	64.2	60.9	59.6	60.3	56.7
Top Speed [km/h]	66.6	68.7	67.1	62.5	61.0	61.3	59.0
Avg. Dist. to Rail [m]	1.7	0.4	0.2	0.5	0.4	0.6	0.1
Avg. Stride Freq. [Hz]	2.2	2.4	2.3	2.3	2.3	2.3	2.3
Avg. Stride Length [m]	6.2	7.8	7.7	7.5	7.3	7.3	7.0



- [] Ranking at each section and finish
- .-.- No data available at this section
- NA No data available



Horse/Jockey Name	Miss Reilly
Final Rank	6
Fastest Section Time (Section)	0:11.09 (1200m)
Top Speed [km/h] (Section)	65.8 (1200m)
Race State	Finished



Doomben QLD Professional
Race 1: JONKERS FIRST YEARLINGS 2025 Maiden Plate - 1350m

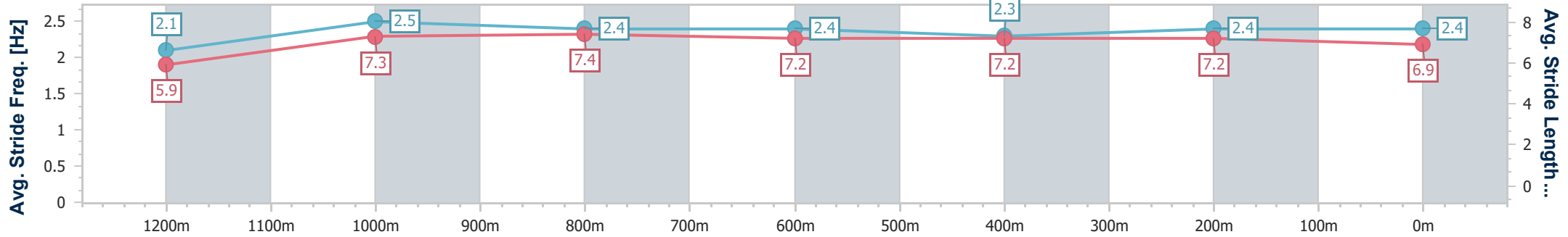
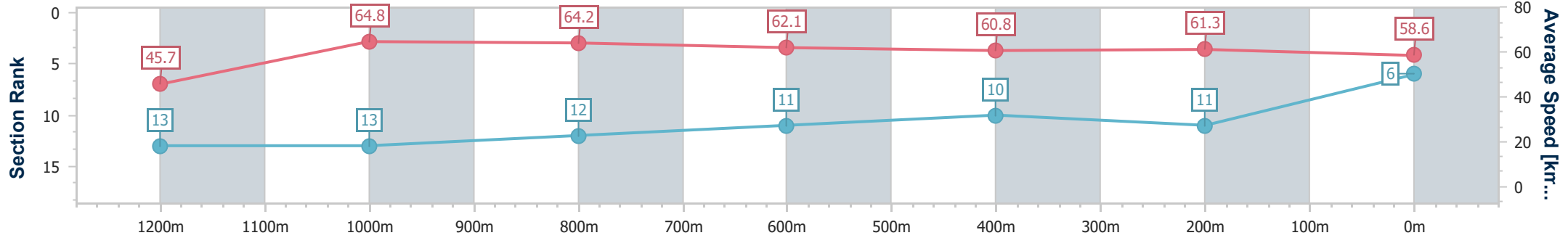


13 November 2024 - 13:54

BRISBANE RACING CLUB

Track Rating: Soft 5, Weather: Overcast, Rail Position: +8m Entire

Section	Overall	1200m	1000m	800m	600m	400m	200m						
Section Times	1:21.28 [6] (0:11.86)	1:09.42 [13] (0:11.09)	0:58.33 [13] (0:11.19)	0:47.14 [12] (0:11.45)	0:35.69 [11] (0:11.73)	0:23.96 [10] (0:11.69)	0:12.27 [11]						
Average Speed [km/h]	45.7	64.8	64.2	62.1	60.8	61.3	58.6						
Top Speed [km/h]	63.0	65.8	65.3	63.3	63.0	63.1	61.6						
Avg. Dist. to Rail [m]	7.3	0.6	1.4	1.9	2.3	1.9	4.6						
Avg. Stride Freq. [Hz]	2.1	2.5	2.4	2.4	2.3	2.4	2.4						
Avg. Stride Length [m]	5.9	7.3	7.4	7.2	7.2	7.2	6.9						



- [] Ranking at each section and finish
- .-.- No data available at this section
- NA No data available



Horse/Jockey Name	Ready For The Trip
Final Rank	7
Fastest Section Time (Section)	0:10.93 (Overall)
Top Speed [km/h] (Section)	68.7 (1200m)
Race State	Finished



Doomben QLD Professional
 Race 1: JONKERS FIRST YEARLINGS 2025 Maiden Plate - 1350m

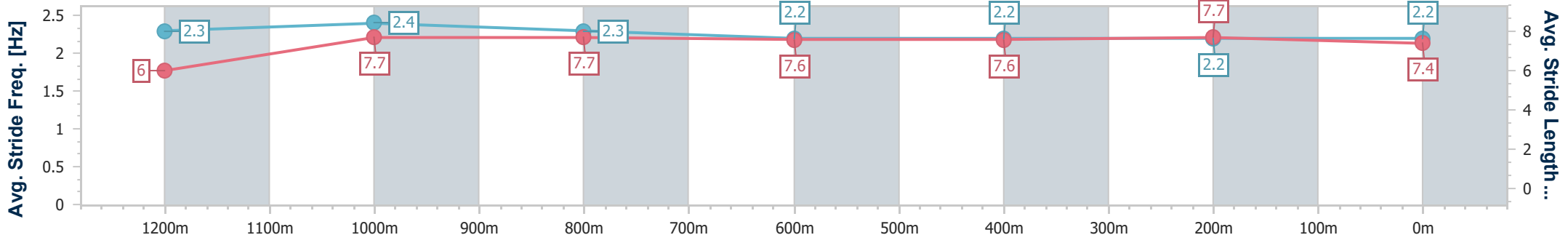
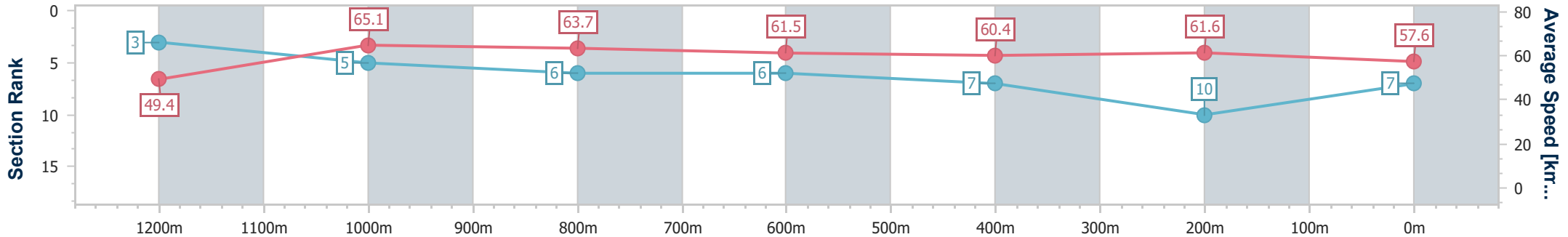


13 November 2024 - 13:54

BRISBANE RACING CLUB

Track Rating: Soft 5, Weather: Overcast, Rail Position: +8m Entire

Section	Overall	1200m	1000m	800m	600m	400m	200m
Section Times	1:21.47 [7] (0:10.93)	1:10.54 [3] (0:11.06)	0:59.48 [5] (0:11.32)	0:48.16 [6] (0:11.86)	0:36.30 [6] (0:12.05)	0:24.25 [7] (0:11.71)	0:12.54 [10] (0:12.54)
Average Speed [km/h]	49.4	65.1	63.7	61.5	60.4	61.6	57.6
Top Speed [km/h]	67.6	68.7	66.3	62.6	62.5	62.7	59.5
Avg. Dist. to Rail [m]	7.5	2.7	0.9	2.6	1.9	1.9	2.9
Avg. Stride Freq. [Hz]	2.3	2.4	2.3	2.2	2.2	2.2	2.2
Avg. Stride Length [m]	6.0	7.7	7.7	7.6	7.6	7.7	7.4



- [] Ranking at each section and finish
- .-.- No data available at this section
- NA No data available



Horse/Jockey Name	Private Equity
Final Rank	8
Fastest Section Time (Section)	0:10.83 (1200m)
Top Speed [km/h] (Section)	68.2 (1200m)
Race State	Finished



Doomben QLD Professional
Race 1: JONKERS FIRST YEARLINGS 2025 Maiden Plate - 1350m

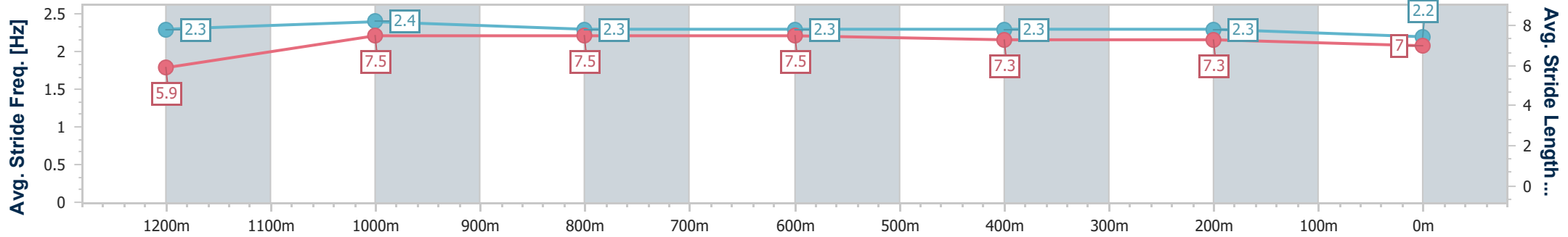
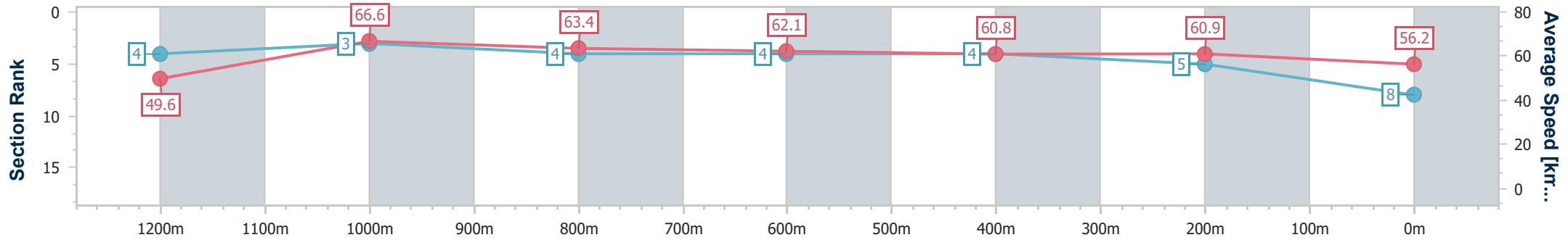


13 November 2024 - 13:54

BRISBANE
RACING CLUB

Track Rating: Soft 5, Weather: Overcast, Rail Position: +8m Entire

Section	Overall	1200m	1000m	800m	600m	400m	200m
Section Times	1:21.50 [8] (0:10.94)	1:10.56 [4] (0:10.83)	0:59.73 [3] (0:11.38)	0:48.35 [4] (0:11.71)	0:36.64 [4] (0:12.00)	0:24.64 [4] (0:11.87)	0:12.77 [5] (0:12.77)
Average Speed [km/h]	49.6	66.6	63.4	62.1	60.8	60.9	56.2
Top Speed [km/h]	67.1	68.2	65.8	63.5	62.2	62.4	58.8
Avg. Dist. to Rail [m]	4.1	1.1	1.8	2.3	2.4	0.6	1.0
Avg. Stride Freq. [Hz]	2.3	2.4	2.3	2.3	2.3	2.3	2.2
Avg. Stride Length [m]	5.9	7.5	7.5	7.5	7.3	7.3	7.0



- [] Ranking at each section and finish
- .-.- No data available at this section
- NA No data available



Horse/Jockey Name	Alecia
Final Rank	9
Fastest Section Time (Section)	0:10.88 (1200m)
Top Speed [km/h] (Section)	67.1 (1200m)
Race State	Finished



Doomben QLD Professional
Race 1: JONKERS FIRST YEARLINGS 2025 Maiden Plate - 1350m

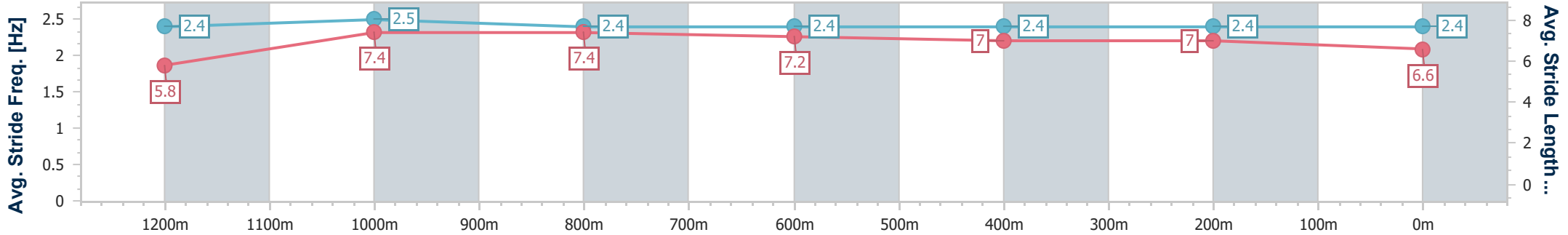
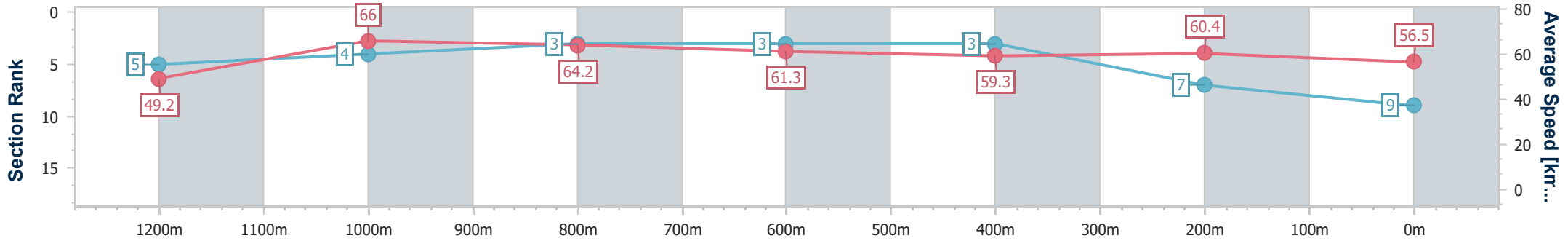


13 November 2024 - 13:54

BRISBANE
RACING CLUB

Track Rating: Soft 5, Weather: Overcast, Rail Position: +8m Entire

Section	Overall	1200m	1000m	800m	600m	400m	200m
Section Times	1:21.53 [9] (0:10.99)	1:10.54 [5] (0:10.88)	0:59.66 [4] (0:11.20)	0:48.46 [3] (0:11.73)	0:36.73 [3] (0:12.05)	0:24.68 [3] (0:11.91)	0:12.77 [7] (0:12.77)
Average Speed [km/h]	49.2	66.0	64.2	61.3	59.3	60.4	56.5
Top Speed [km/h]	66.9	67.1	67.0	62.2	60.6	60.8	58.4
Avg. Dist. to Rail [m]	2.5	0.8	0.4	0.6	0.7	1.4	1.5
Avg. Stride Freq. [Hz]	2.4	2.5	2.4	2.4	2.4	2.4	2.4
Avg. Stride Length [m]	5.8	7.4	7.4	7.2	7.0	7.0	6.6



- [] Ranking at each section and finish
- .-.- No data available at this section
- NA No data available



Horse/Jockey Name	Bit Of Grunt
Final Rank	10
Fastest Section Time (Section)	0:10.56 (1200m)
Top Speed [km/h] (Section)	68.3 (1200m)
Race State	Finished



Doomben QLD Professional
Race 1: JONKERS FIRST YEARLINGS 2025 Maiden Plate - 1350m

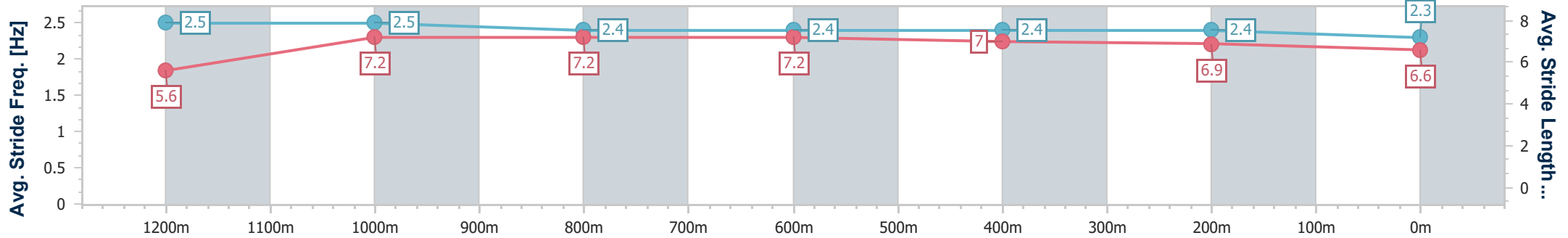
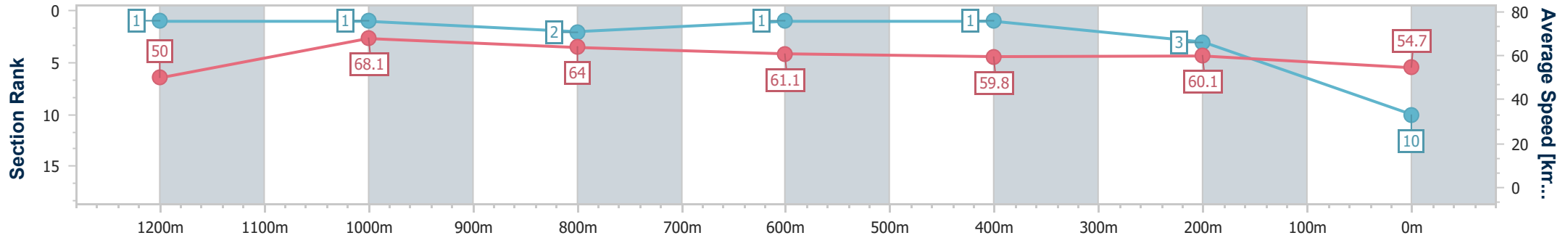


13 November 2024 - 13:54

BRISBANE RACING CLUB

Track Rating: Soft 5, Weather: Overcast, Rail Position: +8m Entire

Section	Overall	1200m	1000m	800m	600m	400m	200m
Section Times	1:21.65 [10] (0:10.80)	1:10.85 [1] (0:10.56)	1:00.29 [1] (0:11.31)	0:48.98 [2] (0:11.80)	0:37.18 [1] (0:12.05)	0:25.13 [1] (0:11.98)	0:13.15 [3] (0:13.15)
Average Speed [km/h]	50.0	68.1	64.0	61.1	59.8	60.1	54.7
Top Speed [km/h]	67.4	68.3	66.9	62.0	60.4	61.2	58.0
Avg. Dist. to Rail [m]	6.3	2.7	1.5	0.3	0.6	0.7	0.3
Avg. Stride Freq. [Hz]	2.5	2.5	2.4	2.4	2.4	2.4	2.3
Avg. Stride Length [m]	5.6	7.2	7.2	7.2	7.0	6.9	6.6



- [] Ranking at each section and finish
- .-.- No data available at this section
- NA No data available



Horse/Jockey Name	Ripington
Final Rank	11
Fastest Section Time (Section)	0:10.84 (1200m)
Top Speed [km/h] (Section)	68.5 (1200m)
Race State	Finished



Doomben QLD Professional
Race 1: JONKERS FIRST YEARLINGS 2025 Maiden Plate - 1350m

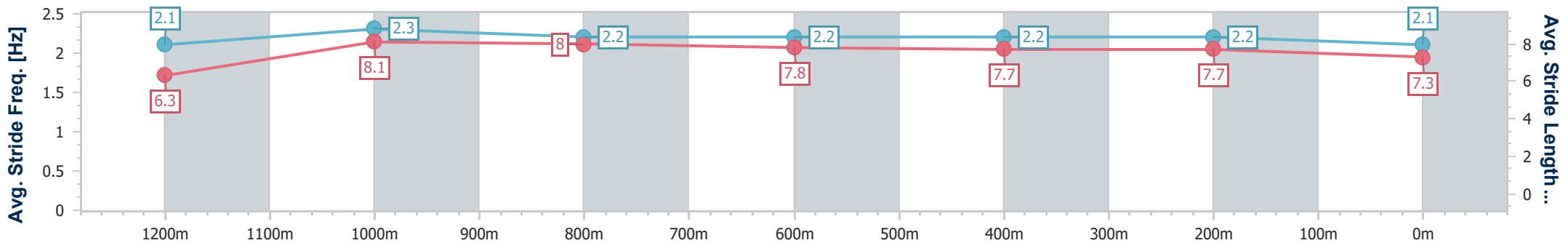
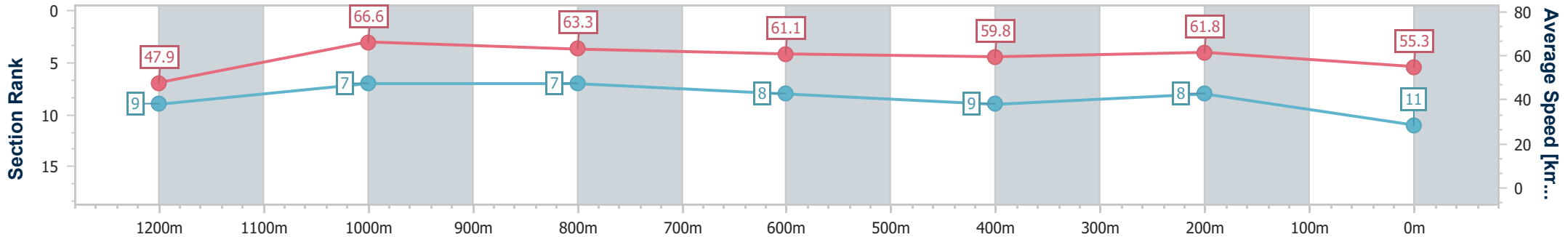


BRISBANE
 RACING CLUB

13 November 2024 - 13:54

Track Rating: Soft 5, Weather: Overcast, Rail Position: +8m Entire

Section	Overall	1200m	1000m	800m	600m	400m	200m
Section Times	1:21.82 [11] (0:11.35)	1:10.47 [9] (0:10.84)	0:59.63 [7] (0:11.35)	0:48.28 [7] (0:11.75)	0:36.53 [8] (0:11.96)	0:24.57 [9] (0:11.54)	0:13.03 [8] (0:13.03)
Average Speed [km/h]	47.9	66.6	63.3	61.1	59.8	61.8	55.3
Top Speed [km/h]	66.1	68.5	65.8	61.9	60.9	63.6	59.8
Avg. Dist. to Rail [m]	3.8	0.4	0.3	0.4	1.4	1.0	0.8
Avg. Stride Freq. [Hz]	2.1	2.3	2.2	2.2	2.2	2.2	2.1
Avg. Stride Length [m]	6.3	8.1	8.0	7.8	7.7	7.7	7.3



- [] Ranking at each section and finish
- .-.- No data available at this section
- NA No data available



Horse/Jockey Name	Kids Inthe Kitchen
Final Rank	12
Fastest Section Time (Section)	0:11.14 (1200m)
Top Speed [km/h] (Section)	67.0 (1200m)
Race State	Finished



Doomben QLD Professional
Race 1: JONKERS FIRST YEARLINGS 2025 Maiden Plate - 1350m

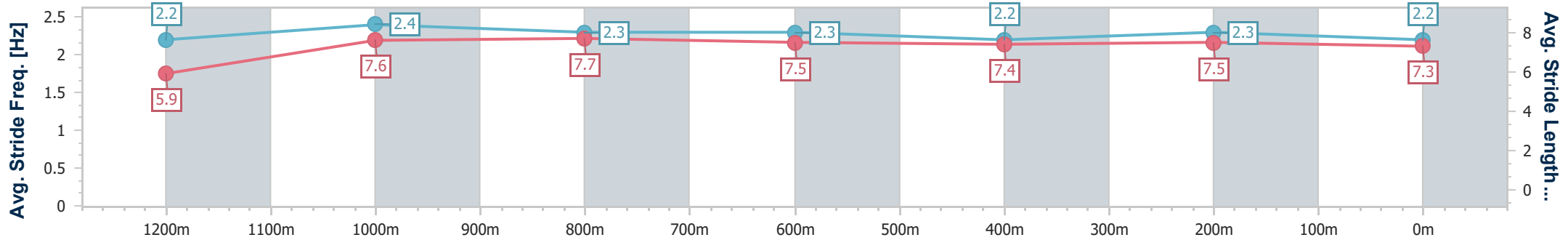
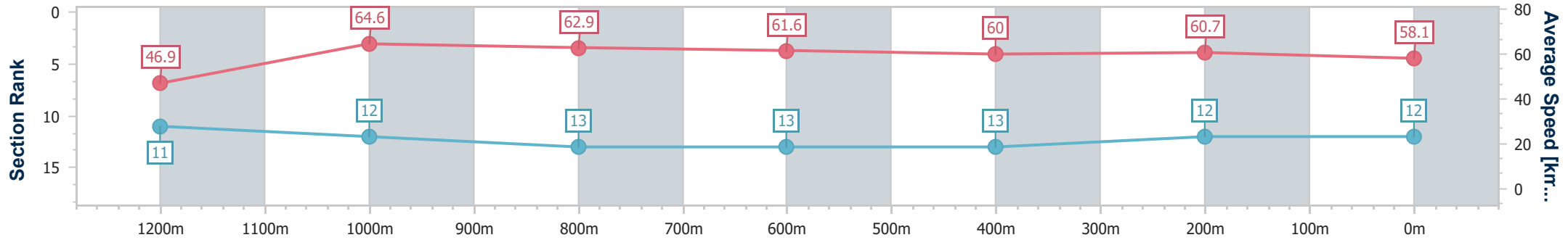
13 November 2024 - 13:54

Track Rating: Soft 5, Weather: Overcast, Rail Position: +8m Entire



BRISBANE RACING CLUB

Section	Overall	1200m	1000m	800m	600m	400m	200m
Section Times	1:22.03 [12] (0:11.54)	1:10.49 [11] (0:11.14)	0:59.35 [12] (0:11.47)	0:47.88 [13] (0:11.72)	0:36.16 [13] (0:11.93)	0:24.23 [13] (0:11.82)	0:12.41 [12] (0:12.41)
Average Speed [km/h]	46.9	64.6	62.9	61.6	60.0	60.7	58.1
Top Speed [km/h]	63.3	67.0	64.3	62.6	61.7	61.9	60.2
Avg. Dist. to Rail [m]	7.0	2.3	0.9	0.7	1.2	1.4	4.1
Avg. Stride Freq. [Hz]	2.2	2.4	2.3	2.3	2.2	2.3	2.2
Avg. Stride Length [m]	5.9	7.6	7.7	7.5	7.4	7.5	7.3



- [] Ranking at each section and finish
- .-.- No data available at this section
- NA No data available



Horse/Jockey Name	Rosebery Terrace
Final Rank	13
Fastest Section Time (Section)	0:11.01 (1200m)
Top Speed [km/h] (Section)	66.7 (1200m)
Race State	Finished



Doomben QLD Professional
Race 1: JONKERS FIRST YEARLINGS 2025 Maiden Plate - 1350m

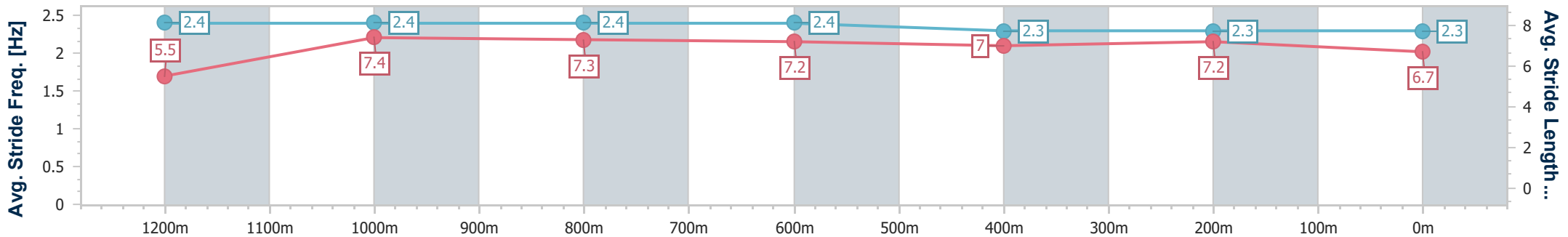
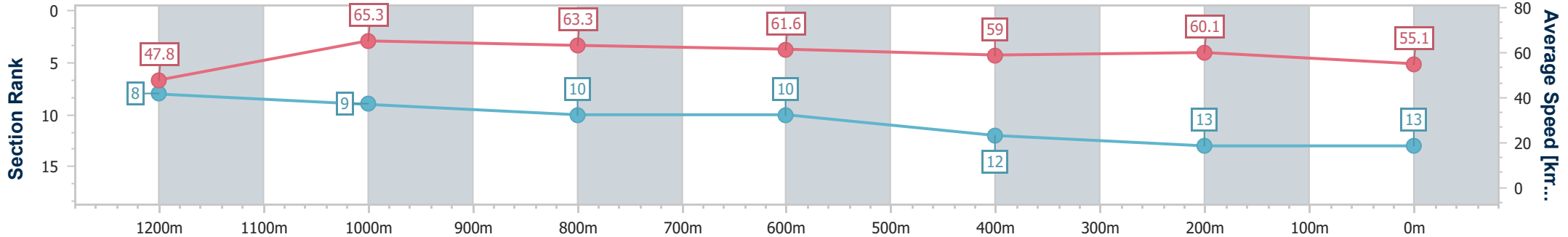


13 November 2024 - 13:54

BRISBANE RACING CLUB

Track Rating: Soft 5, Weather: Overcast, Rail Position: +8m Entire

Section	Overall	1200m	1000m	800m	600m	400m	200m
Section Times	1:22.80 [13] (0:11.29)	1:11.51 [8] (0:11.01)	1:00.50 [9] (0:11.46)	0:49.04 [10] (0:11.73)	0:37.31 [10] (0:12.29)	0:25.02 [12] (0:11.97)	0:13.05 [13] (0:13.05)
Average Speed [km/h]	47.8	65.3	63.3	61.6	59.0	60.1	55.1
Top Speed [km/h]	64.5	66.7	64.2	64.1	60.2	61.7	60.3
Avg. Dist. to Rail [m]	12.5	4.9	1.8	0.7	1.2	1.8	4.3
Avg. Stride Freq. [Hz]	2.4	2.4	2.4	2.4	2.3	2.3	2.3
Avg. Stride Length [m]	5.5	7.4	7.3	7.2	7.0	7.2	6.7



- [] Ranking at each section and finish
- .-.- No data available at this section
- NA No data available



Doomben QLD Professional

Race 2: SKY RACING Class 2 Handicap - 1650m

13 November 2024 - 14:28



BRISBANE
RACING CLUB

Track Rating: Soft 7, Weather: Overcast, Rail Position: +8m Entire

Section		Overall	1400m	1200m	1000m	800m	600m	400m	Last 600m				
Field Times		1:40.68 (0:16.88)	1:23.80 (0:11.34)	1:12.46 (0:11.66)	1:00.80 (0:12.20)	0:48.60 (0:12.24)	0:36.36 (0:12.03)	0:24.33 (0:11.89)	0:36.36				
Rank	TAB Horse/Jockey	Barrier	Top Speed [km/h]	Fastest Section	Distance Travelled [m]								
1	1 TUFF TU MUS Noel Callow	9	65.8 1400m	0:11.28 1400m	1:40.68 [1] (0:17.14)	1:23.54 [3] (0:11.28)	1:12.26 [3] (0:11.79)	1:00.47 [2] (0:12.10)	0:48.37 [3] (0:12.23)	0:36.14 [2] (0:11.91)	0:24.23 [2] (0:11.79)	0:36.14	
2	5 WHO ORDERED DAFISH Cejay Graham	6	65.2 1400m	0:11.32 1400m	1:40.97 [2] (0:17.25)	1:23.72 [5] (0:11.32)	1:12.40 [4] (0:12.09)	1:00.31 [5] (0:12.04)	0:48.27 [5] (0:12.37)	0:35.90 [5] (0:11.97)	0:23.93 [5] (0:11.58)	0:35.90	-6
3	4 WEST CORK Angela Jones	7	67.8 Overall	0:11.28 1400m	1:41.09 [3] (0:16.94)	1:24.15 [2] (0:11.28)	1:12.87 [1] (0:11.66)	1:01.21 [1] (0:12.20)	0:49.01 [1] (0:12.24)	0:36.77 [1] (0:12.03)	0:24.74 [1] (0:12.08)	0:36.77	-5
4	3 CARTWHEELS Andrew Mallyon	4	64.8 1400m	0:11.44 1400m	1:41.38 [4] (0:17.73)	1:23.65 [7] (0:11.44)	1:12.21 [7] (0:11.84)	1:00.37 [7] (0:11.94)	0:48.43 [7] (0:12.19)	0:36.24 [6] (0:12.00)	0:24.24 [6] (0:11.67)	0:36.24	-6
5	10 CLASSIQUE GAL Nikita Beriman	3	65.9 1400m	0:11.24 1400m	1:41.46 [5] (0:17.62)	1:23.84 [6] (0:11.24)	1:12.60 [6] (0:12.04)	1:00.56 [6] (0:11.96)	0:48.60 [6] (0:12.32)	0:36.28 [7] (0:12.08)	0:24.20 [7] (0:11.66)	0:36.28	-9
6	8 VENOM WOLF Courtney Bellamy	5	64.7 1400m	0:11.33 1400m	1:41.60 [6] (0:18.00)	1:23.60 [9] (0:11.33)	1:12.27 [8] (0:11.96)	1:00.31 [9] (0:11.95)	0:48.36 [9] (0:12.18)	0:36.18 [8] (0:11.99)	0:24.19 [8] (0:11.71)	0:36.18	-4
7	2 CONNECTICUT Cody Collis	8	65.6 1400m	0:11.45 1400m	1:41.82 [7] (0:17.19)	1:24.63 [4] (0:11.45)	1:13.18 [5] (0:11.96)	1:01.22 [4] (0:11.99)	0:49.23 [4] (0:12.12)	0:37.11 [4] (0:11.96)	0:25.15 [3] (0:12.12)	0:37.11	-1
8	9 LOST MY NIGHTIE Samantha Collett	2	64.3 400m	0:11.36 1400m	1:41.92 [8] (0:17.98)	1:23.94 [8] (0:11.36)	1:12.58 [9] (0:11.93)	1:00.65 [8] (0:11.93)	0:48.72 [8] (0:12.33)	0:36.39 [9] (0:12.13)	0:24.26 [9] (0:11.52)	0:36.39	-4
9	7 KENICHI Mark Du Plessis	1	65.5 Overall	0:11.36 1400m	1:44.40 [9] (0:16.88)	1:27.52 [1] (0:11.36)	1:16.16 [2] (0:11.99)	1:04.17 [3] (0:12.07)	0:52.10 [2] (0:12.28)	0:39.82 [3] (0:12.12)	0:27.70 [4] (0:12.40)	0:39.82	-8

Scratched: Divakara (#6)

[] Ranking at each section and finish
 -:-:- No data available at this section
 NA No data available

SCN Saddle cloth number
 DNF Did not finish
 DNT Did not track



Doomben QLD Professional

Race 2: SKY RACING Class 2 Handicap - 1650m

13 November 2024 - 14:28



BRISBANE
RACING CLUB

Track Rating: Soft 7, Weather: Overcast, Rail Position: +8m Entire

Section							200m			Last 600m
Field Times							0:12.44			0:36.36
							(0:12.44)			
Rank	TAB	Horse/Jockey	Barrier	Top Speed [km/h]	Fastest Section	Margin			Distance Travelled [m]	
1	1	TUFF TU MUS Noel Callow	9	65.8 1400m	0:11.28 1400m	0:12.44 [1] (0:12.44)	1:40.68		0:36.14	
2	5	WHO ORDERED DAFISH Cejay Graham	6	65.2 1400m	0:11.32 1400m	0:12.35 [3] (0:12.35)	1.75L		0:35.90 -6	
3	4	WEST CORK Angela Jones	7	67.8 Overall	0:11.28 1400m	0:12.66 [2] (0:12.66)	2.44L		0:36.77 -5	
4	3	CARTWHEELS Andrew Mallyon	4	64.8 1400m	0:11.44 1400m	0:12.57 [5] (0:12.57)	4.15L		0:36.24 -6	
5	10	CLASSIQUE GAL Nikita Beriman	3	65.9 1400m	0:11.24 1400m	0:12.54 [6] (0:12.54)	4.63L		0:36.28 -9	
6	8	VENOM WOLF Courtney Bellamy	5	64.7 1400m	0:11.33 1400m	0:12.48 [8] (0:12.48)	5.45L		0:36.18 -4	
7	2	CONNECTICUT Cody Collis	8	65.6 1400m	0:11.45 1400m	0:13.03 [4] (0:13.03)	6.71L		0:37.11 -1	
8	9	LOST MY NIGHTIE Samantha Collett	2	64.3 400m	0:11.36 1400m	0:12.74 [9] (0:12.74)	7.3L		0:36.39 -4	
9	7	KENICHI Mark Du Plessis	1	65.5 Overall	0:11.36 1400m	0:15.30 [7] (0:15.30)	21.9L		0:39.82 -8	

Scratched: Divakara (#6)



Horse/Jockey Name	Tuff Tu Mus
Final Rank	1
Fastest Section Time (Section)	0:11.28 (1400m)
Top Speed [km/h] (Section)	65.8 (1400m)
Race State	Finished

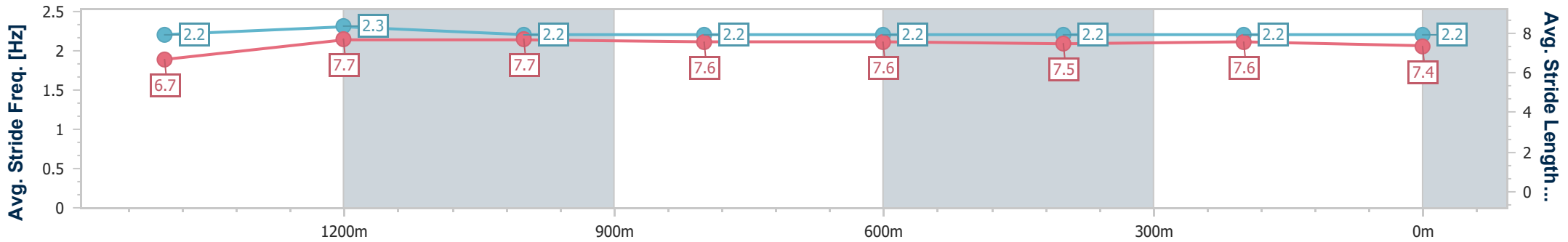
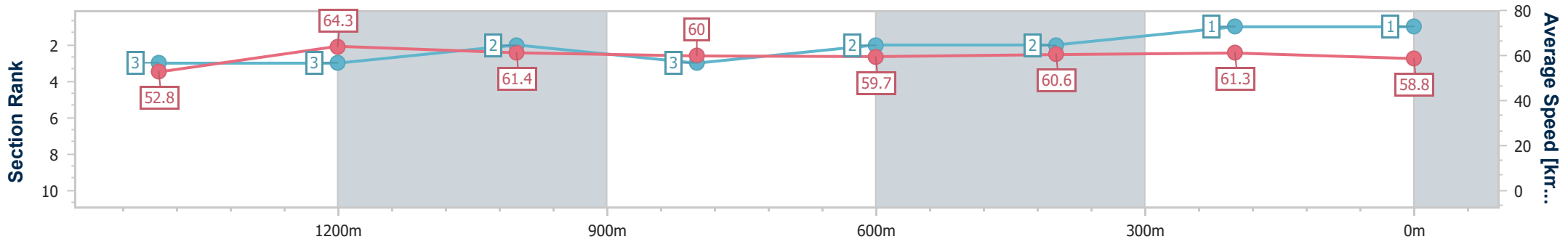


Doomben QLD Professional
Race 2: SKY RACING Class 2 Handicap - 1650m
 13 November 2024 - 14:28
 Track Rating: Soft 7, Weather: Overcast, Rail Position: +8m Entire



BRISBANE
RACING CLUB

Section	Overall	1400m	1200m	1000m	800m	600m	400m	200m
Section Times	1:40.68 [1] (0:17.14)	1:23.54 [3] (0:11.28)	1:12.26 [3] (0:11.79)	1:00.47 [2] (0:12.10)	0:48.37 [3] (0:12.23)	0:36.14 [2] (0:11.91)	0:24.23 [2] (0:11.79)	0:12.44 [1] (0:12.44)
Average Speed [km/h]	52.8	64.3	61.4	60.0	59.7	60.6	61.3	58.8
Top Speed [km/h]	65.5	65.8	63.7	61.3	61.4	61.6	62.3	62.2
Avg. Dist. to Rail [m]	3.4	1.1	1.1	1.0	1.4	0.4	0.7	0.4
Avg. Stride Freq. [Hz]	2.2	2.3	2.2	2.2	2.2	2.2	2.2	2.2
Avg. Stride Length [m]	6.7	7.7	7.7	7.6	7.6	7.5	7.6	7.4



- [] Ranking at each section and finish
- .-.- No data available at this section
- NA No data available



Horse/Jockey Name	Who Ordered Dafish
Final Rank	2
Fastest Section Time (Section)	0:11.32 (1400m)
Top Speed [km/h] (Section)	65.2 (1400m)
Race State	Finished



Doomben QLD Professional

Race 2: SKY RACING Class 2 Handicap - 1650m

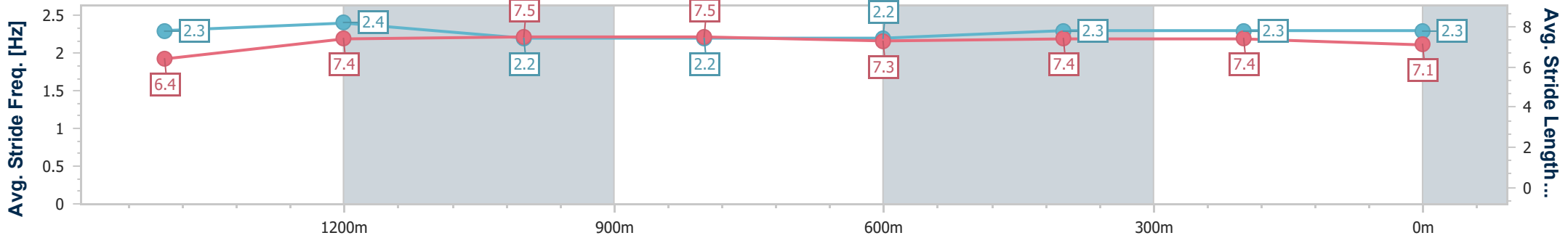
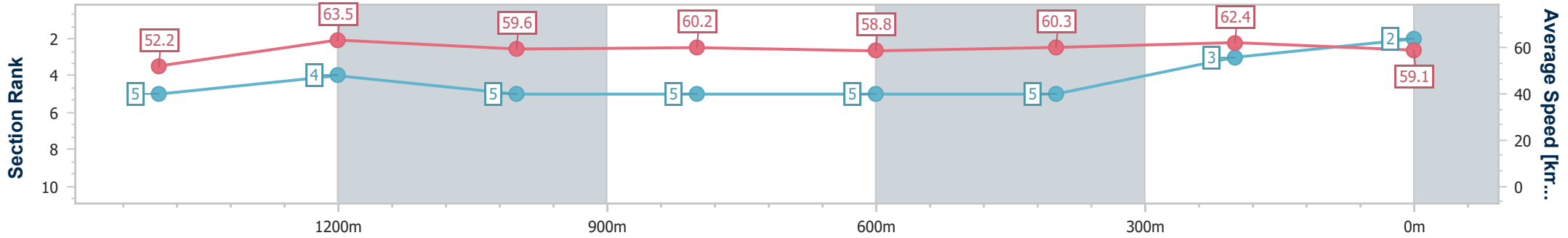
13 November 2024 - 14:28

Track Rating: Soft 7, Weather: Overcast, Rail Position: +8m Entire



BRISBANE RACING CLUB

Section	Overall	1400m	1200m	1000m	800m	600m	400m	200m
Section Times	1:40.97 [2] (0:17.25)	1:23.72 [5] (0:11.32)	1:12.40 [4] (0:12.09)	1:00.31 [5] (0:12.04)	0:48.27 [5] (0:12.37)	0:35.90 [5] (0:11.97)	0:23.93 [5] (0:11.58)	0:12.35 [3] (0:12.35)
Average Speed [km/h]	52.2	63.5	59.6	60.2	58.8	60.3	62.4	59.1
Top Speed [km/h]	64.3	65.2	60.4	61.8	61.1	61.9	63.6	61.2
Avg. Dist. to Rail [m]	1.1	1.1	0.4	0.1	0.4	0.3	0.8	2.1
Avg. Stride Freq. [Hz]	2.3	2.4	2.2	2.2	2.2	2.3	2.3	2.3
Avg. Stride Length [m]	6.4	7.4	7.5	7.5	7.3	7.4	7.4	7.1



- [] Ranking at each section and finish
- .-.- No data available at this section
- NA No data available



Horse/Jockey Name	West Cork
Final Rank	3
Fastest Section Time (Section)	0:11.28 (1400m)
Top Speed [km/h] (Section)	67.8 (Overall)
Race State	Finished



Doomben QLD Professional

Race 2: SKY RACING Class 2 Handicap - 1650m

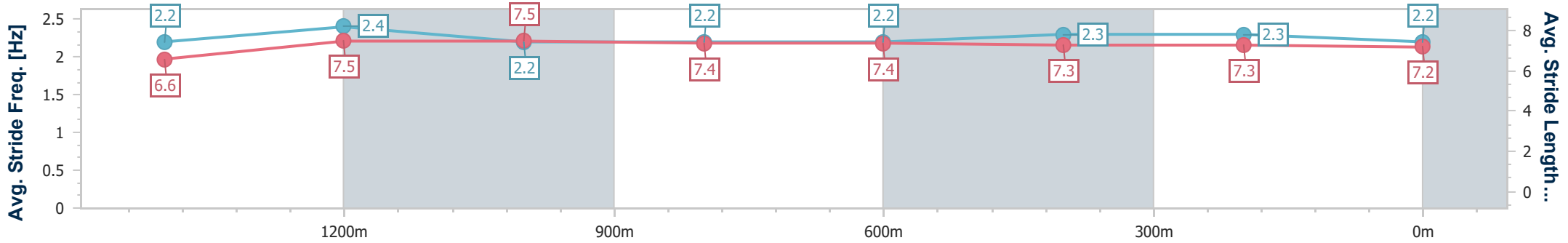
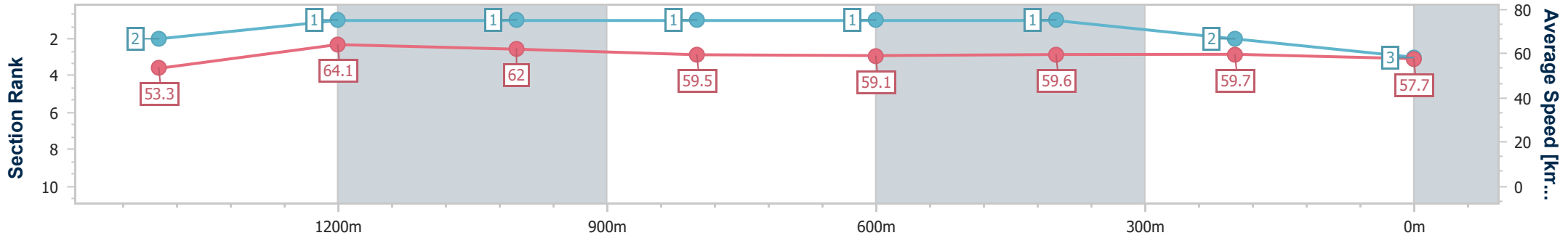
13 November 2024 - 14:28

Track Rating: Soft 7, Weather: Overcast, Rail Position: +8m Entire



BRISBANE RACING CLUB

Section	Overall	1400m	1200m	1000m	800m	600m	400m	200m
Section Times	1:41.09 [3] (0:16.94)	1:24.15 [2] (0:11.28)	1:12.87 [1] (0:11.66)	1:01.21 [1] (0:12.20)	0:49.01 [1] (0:12.24)	0:36.77 [1] (0:12.03)	0:24.74 [1] (0:12.08)	0:12.66 [2] (0:12.66)
Average Speed [km/h]	53.3	64.1	62.0	59.5	59.1	59.6	59.7	57.7
Top Speed [km/h]	67.8	67.5	63.8	60.2	60.3	61.4	61.3	59.5
Avg. Dist. to Rail [m]	1.3	0.7	0.3	0.5	0.1	1.1	2.2	1.1
Avg. Stride Freq. [Hz]	2.2	2.4	2.2	2.2	2.2	2.3	2.3	2.2
Avg. Stride Length [m]	6.6	7.5	7.5	7.4	7.4	7.3	7.3	7.2



- [] Ranking at each section and finish
- .-.- No data available at this section
- NA No data available



Horse/Jockey Name	Cartwheels
Final Rank	4
Fastest Section Time (Section)	0:11.44 (1400m)
Top Speed [km/h] (Section)	64.8 (1400m)
Race State	Finished

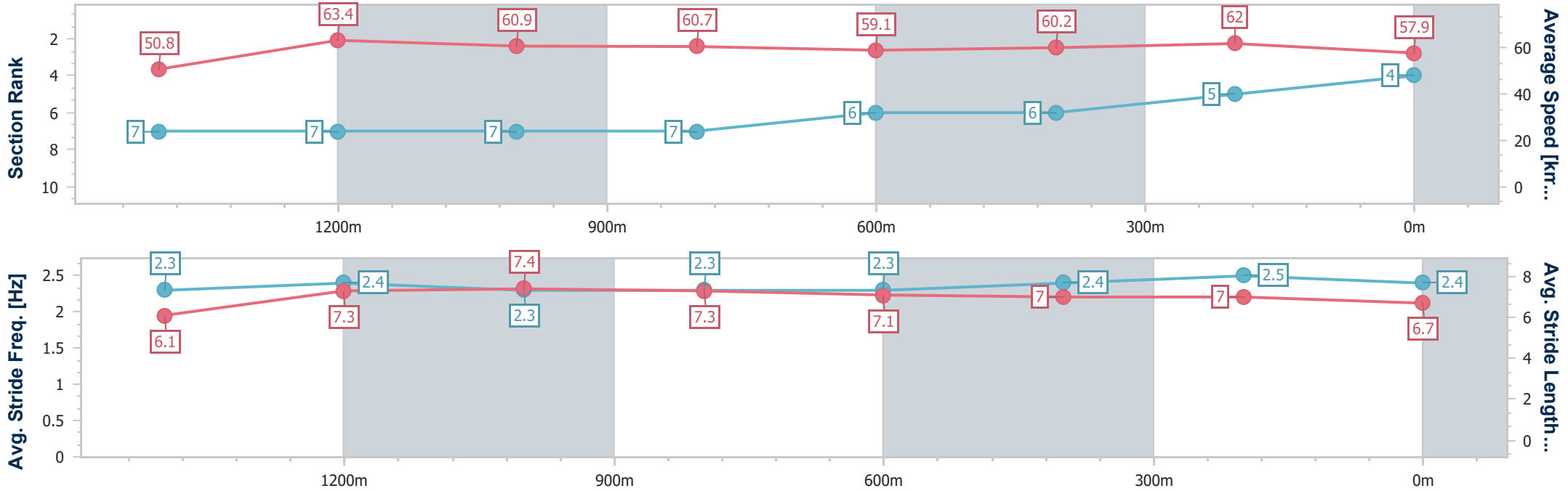


Doomben QLD Professional
Race 2: SKY RACING Class 2 Handicap - 1650m
 13 November 2024 - 14:28
 Track Rating: Soft 7, Weather: Overcast, Rail Position: +8m Entire



BRISBANE
RACING CLUB

Section	Overall	1400m	1200m	1000m	800m	600m	400m	200m
Section Times	1:41.38 [4] (0:17.73)	1:23.65 [7] (0:11.44)	1:12.21 [7] (0:11.84)	1:00.37 [7] (0:11.94)	0:48.43 [7] (0:12.19)	0:36.24 [6] (0:12.00)	0:24.24 [6] (0:11.67)	0:12.57 [5] (0:12.57)
Average Speed [km/h]	50.8	63.4	60.9	60.7	59.1	60.2	62.0	57.9
Top Speed [km/h]	63.2	64.8	63.4	61.5	60.2	61.2	63.6	61.1
Avg. Dist. to Rail [m]	1.0	0.5	0.4	0.6	0.4	0.2	1.4	3.5
Avg. Stride Freq. [Hz]	2.3	2.4	2.3	2.3	2.3	2.4	2.5	2.4
Avg. Stride Length [m]	6.1	7.3	7.4	7.3	7.1	7.0	7.0	6.7



- [] Ranking at each section and finish
- .-.- No data available at this section
- NA No data available



Horse/Jockey Name	Classique Gal
Final Rank	5
Fastest Section Time (Section)	0:11.24 (1400m)
Top Speed [km/h] (Section)	65.9 (1400m)
Race State	Finished

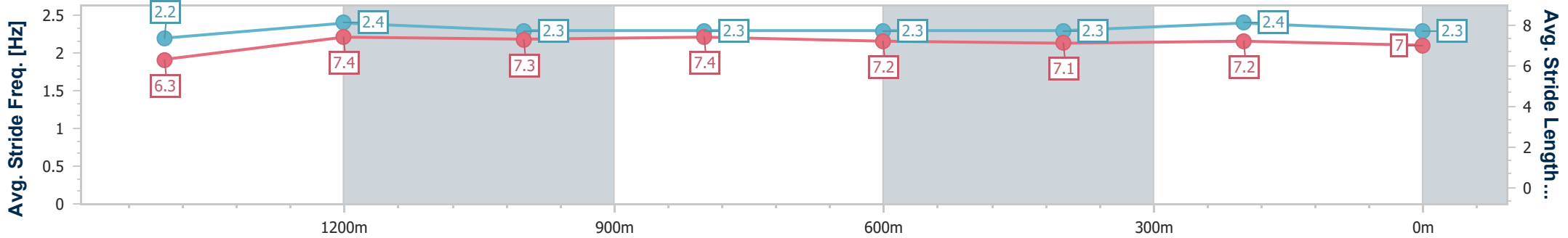
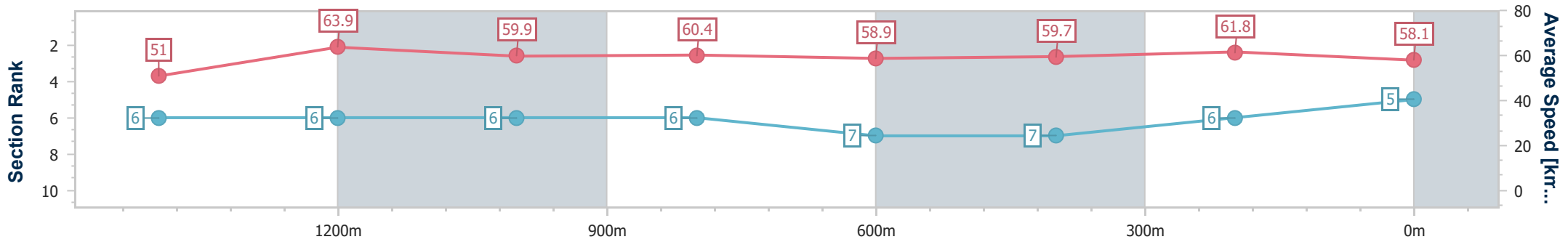


Doomben QLD Professional
Race 2: SKY RACING Class 2 Handicap - 1650m
 13 November 2024 - 14:28
 Track Rating: Soft 7, Weather: Overcast, Rail Position: +8m Entire



BRISBANE
RACING CLUB

Section	Overall	1400m	1200m	1000m	800m	600m	400m	200m
Section Times	1:41.46 [5] (0:17.62)	1:23.84 [6] (0:11.24)	1:12.60 [6] (0:12.04)	1:00.56 [6] (0:11.96)	0:48.60 [6] (0:12.32)	0:36.28 [7] (0:12.08)	0:24.20 [7] (0:11.66)	0:12.54 [6] (0:12.54)
Average Speed [km/h]	51.0	63.9	59.9	60.4	58.9	59.7	61.8	58.1
Top Speed [km/h]	63.9	65.9	61.7	61.9	60.9	62.3	63.9	61.7
Avg. Dist. to Rail [m]	1.5	1.3	0.2	0.1	0.2	0.4	1.0	0.9
Avg. Stride Freq. [Hz]	2.2	2.4	2.3	2.3	2.3	2.3	2.4	2.3
Avg. Stride Length [m]	6.3	7.4	7.3	7.4	7.2	7.1	7.2	7.0



- [] Ranking at each section and finish
- .-.- No data available at this section
- NA No data available



Horse/Jockey Name	Venom Wolf
Final Rank	6
Fastest Section Time (Section)	0:11.33 (1400m)
Top Speed [km/h] (Section)	64.7 (1400m)
Race State	Finished



Doomben QLD Professional

Race 2: SKY RACING Class 2 Handicap - 1650m

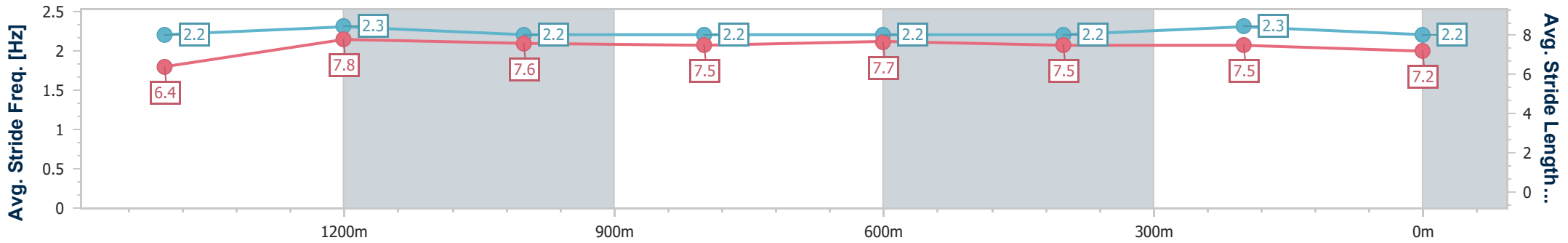
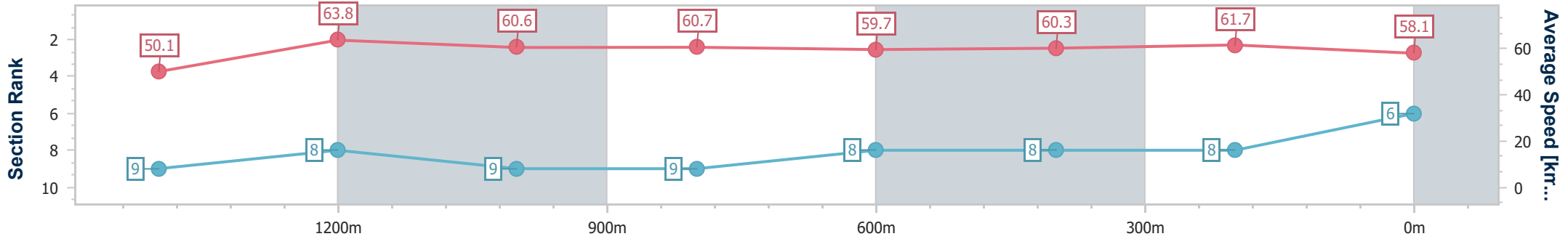
13 November 2024 - 14:28

Track Rating: Soft 7, Weather: Overcast, Rail Position: +8m Entire



BRISBANE RACING CLUB

Section	Overall	1400m	1200m	1000m	800m	600m	400m	200m
Section Times	1:41.60 [6] (0:18.00)	1:23.60 [9] (0:11.33)	1:12.27 [8] (0:11.96)	1:00.31 [9] (0:11.95)	0:48.36 [9] (0:12.18)	0:36.18 [8] (0:11.99)	0:24.19 [8] (0:11.71)	0:12.48 [8] (0:12.48)
Average Speed [km/h]	50.1	63.8	60.6	60.7	59.7	60.3	61.7	58.1
Top Speed [km/h]	64.4	64.7	62.9	61.8	61.0	61.4	63.2	60.6
Avg. Dist. to Rail [m]	1.0	0.8	1.1	1.4	0.8	0.3	1.4	3.0
Avg. Stride Freq. [Hz]	2.2	2.3	2.2	2.2	2.2	2.2	2.3	2.2
Avg. Stride Length [m]	6.4	7.8	7.6	7.5	7.7	7.5	7.5	7.2



- [] Ranking at each section and finish
- .-.- No data available at this section
- NA No data available



Horse/Jockey Name	Connecticut
Final Rank	7
Fastest Section Time (Section)	0:11.45 (1400m)
Top Speed [km/h] (Section)	65.6 (1400m)
Race State	Finished

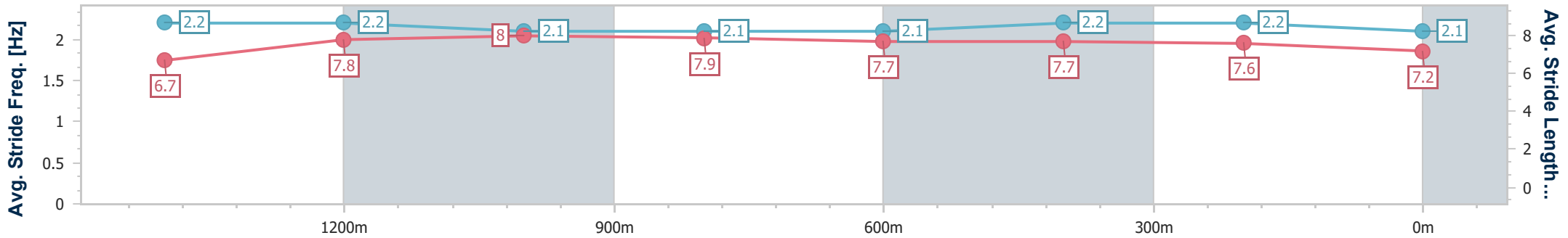
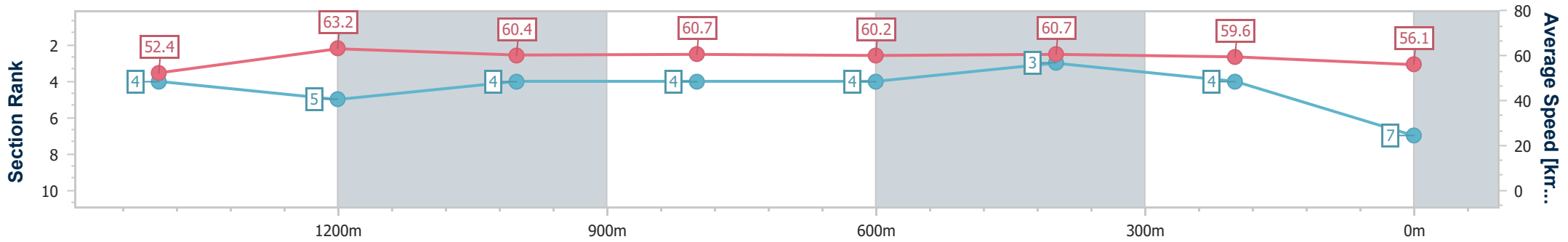


Doomben QLD Professional
Race 2: SKY RACING Class 2 Handicap - 1650m
 13 November 2024 - 14:28
 Track Rating: Soft 7, Weather: Overcast, Rail Position: +8m Entire



BRISBANE
RACING CLUB

Section	Overall	1400m	1200m	1000m	800m	600m	400m	200m
Section Times	1:41.82 [7] (0:17.19)	1:24.63 [4] (0:11.45)	1:13.18 [5] (0:11.96)	1:01.22 [4] (0:11.99)	0:49.23 [4] (0:12.12)	0:37.11 [4] (0:11.96)	0:25.15 [3] (0:12.12)	0:13.03 [4] (0:13.03)
Average Speed [km/h]	52.4	63.2	60.4	60.7	60.2	60.7	59.6	56.1
Top Speed [km/h]	63.7	65.6	61.1	62.9	61.2	61.5	60.5	59.1
Avg. Dist. to Rail [m]	2.3	0.8	1.2	1.6	1.4	0.5	0.3	0.8
Avg. Stride Freq. [Hz]	2.2	2.2	2.1	2.1	2.1	2.2	2.2	2.1
Avg. Stride Length [m]	6.7	7.8	8.0	7.9	7.7	7.7	7.6	7.2



- [] Ranking at each section and finish
- .-.- No data available at this section
- NA No data available



Horse/Jockey Name	Lost My Nightie
Final Rank	8
Fastest Section Time (Section)	0:11.36 (1400m)
Top Speed [km/h] (Section)	64.3 (400m)
Race State	Finished

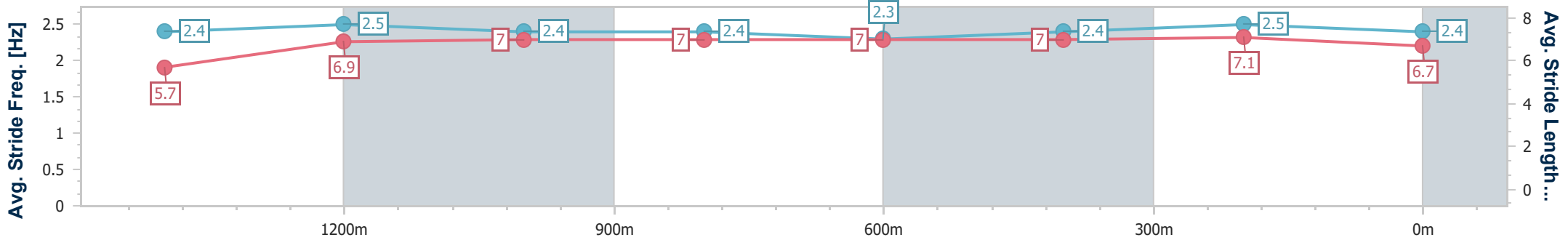
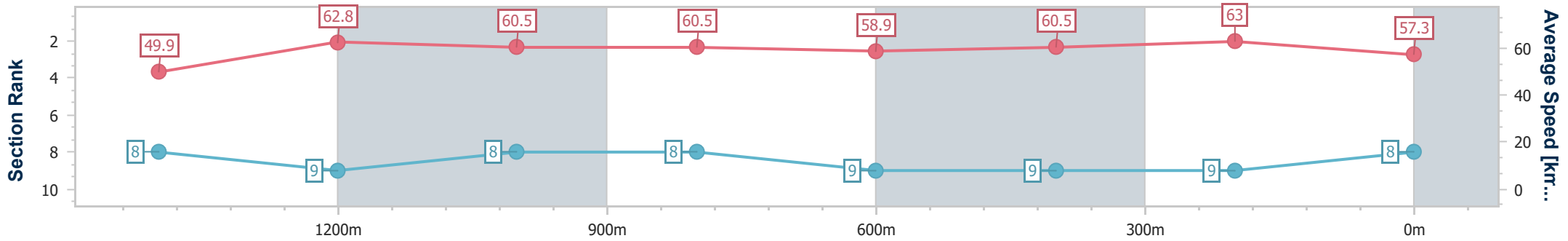


Doomben QLD Professional
Race 2: SKY RACING Class 2 Handicap - 1650m
 13 November 2024 - 14:28
 Track Rating: Soft 7, Weather: Overcast, Rail Position: +8m Entire



BRISBANE
RACING CLUB

Section	Overall	1400m	1200m	1000m	800m	600m	400m	200m
Section Times	1:41.92 [8] (0:17.98)	1:23.94 [8] (0:11.36)	1:12.58 [9] (0:11.93)	1:00.65 [8] (0:11.93)	0:48.72 [8] (0:12.33)	0:36.39 [9] (0:12.13)	0:24.26 [9] (0:11.52)	0:12.74 [9] (0:12.74)
Average Speed [km/h]	49.9	62.8	60.5	60.5	58.9	60.5	63.0	57.3
Top Speed [km/h]	62.9	63.7	62.8	61.5	60.8	62.4	64.3	61.4
Avg. Dist. to Rail [m]	3.4	2.3	0.1	0.4	1.2	2.0	3.7	5.3
Avg. Stride Freq. [Hz]	2.4	2.5	2.4	2.4	2.3	2.4	2.5	2.4
Avg. Stride Length [m]	5.7	6.9	7.0	7.0	7.0	7.0	7.1	6.7



- [] Ranking at each section and finish
- .-.- No data available at this section
- NA No data available



Horse/Jockey Name	Kenichi
Final Rank	9
Fastest Section Time (Section)	0:11.36 (1400m)
Top Speed [km/h] (Section)	65.5 (Overall)
Race State	Finished



Doomben QLD Professional

Race 2: SKY RACING Class 2 Handicap - 1650m

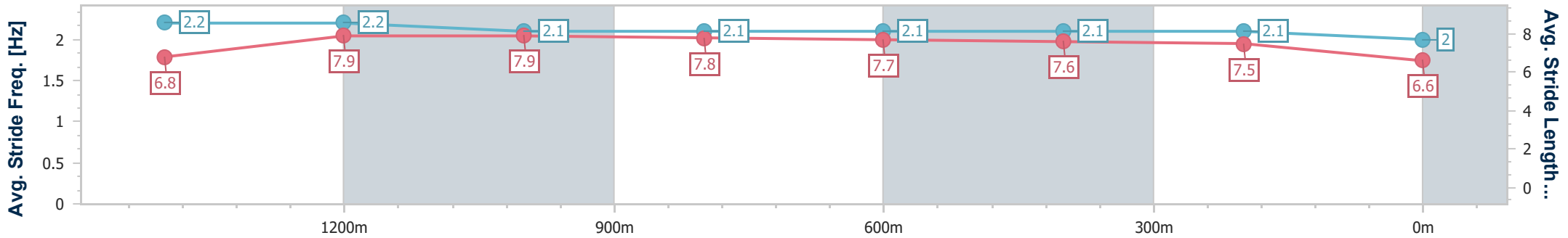
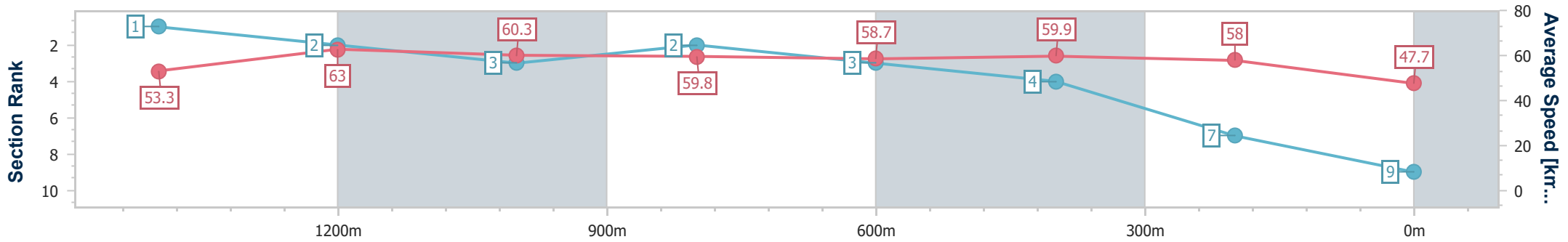
13 November 2024 - 14:28

Track Rating: Soft 7, Weather: Overcast, Rail Position: +8m Entire



BRISBANE RACING CLUB

Section	Overall	1400m	1200m	1000m	800m	600m	400m	200m
Section Times	1:44.40 [9] (0:16.88)	1:27.52 [1] (0:11.36)	1:16.16 [2] (0:11.99)	1:04.17 [3] (0:12.07)	0:52.10 [2] (0:12.28)	0:39.82 [3] (0:12.12)	0:27.70 [4] (0:12.40)	0:15.30 [7] (0:15.30)
Average Speed [km/h]	53.3	63.0	60.3	59.8	58.7	59.9	58.0	47.7
Top Speed [km/h]	65.5	64.9	60.5	61.1	61.0	61.2	59.2	54.5
Avg. Dist. to Rail [m]	1.9	1.9	1.5	1.3	0.4	0.7	1.3	1.2
Avg. Stride Freq. [Hz]	2.2	2.2	2.1	2.1	2.1	2.1	2.1	2.0
Avg. Stride Length [m]	6.8	7.9	7.9	7.8	7.7	7.6	7.5	6.6



- [] Ranking at each section and finish
- .-.- No data available at this section
- NA No data available



Doomben QLD Professional

Race 3: SEN Class 4 Handicap - 1200m

13 November 2024 - 15:03



BRISBANE
RACING CLUB

Track Rating: Soft 5, Weather: Overcast, Rail Position: +8m Entire

Section		Overall	1000m	800m	600m	400m	200m	Last 600m					
Field Times		1:10.61 (0:13.34)	0:57.27 (0:10.53)	0:46.74 (0:11.19)	0:35.55 (0:11.55)	0:24.00 (0:11.80)	0:12.20 (0:12.20)	0:35.55					
Rank	TAB Horse/Jockey	Barrier	Top Speed [km/h]	Fastest Section								Margin	Distance Travelled [m]
1	5 DAMO DAYZ Noel Callow	1	68.4 Overall	0:10.85 1000m	1:10.61 [1] (0:13.59)	0:57.02 [5] (0:10.85)	0:46.17 [5] (0:11.13)	0:35.04 [4] (0:11.42)	0:23.62 [5] (0:11.63)	0:11.99 [4] (0:11.99)	1:10.61	0:35.04	
2	10 LION CLASS Taylor Marshall	3	69.2 1000m	0:10.81 1000m	1:10.81 [2] (0:13.49)	0:57.32 [4] (0:10.81)	0:46.51 [4] (0:11.29)	0:35.22 [5] (0:11.32)	0:23.90 [4] (0:11.50)	0:12.40 [1] (0:12.40)	1.2L	0:35.22	+6
3	4 LORDSTER Courtney Bellamy	2	69.4 1000m	0:10.66 1000m	1:10.88 [3] (0:14.10)	0:56.78 [7] (0:10.66)	0:46.12 [7] (0:11.00)	0:35.12 [6] (0:11.25)	0:23.87 [6] (0:11.71)	0:12.16 [7] (0:12.16)	1.6L	0:35.12	+0
4	11 JUKEBOX GLOW Mark Du Plessis	8	68.8 1000m	0:10.76 1000m	1:10.91 [4] (0:14.10)	0:56.81 [7] (0:10.76)	0:46.05 [8] (0:11.12)	0:34.93 [8] (0:11.14)	0:23.79 [7] (0:11.51)	0:12.28 [5] (0:12.28)	1.82L	0:34.93	+2
5	6 DIRTY DANCING Jake Bayliss	4	68.4 1000m	0:10.79 1000m	1:10.98 [5] (0:13.81)	0:57.17 [6] (0:10.79)	0:46.38 [6] (0:11.27)	0:35.11 [7] (0:11.27)	0:23.84 [8] (0:11.46)	0:12.38 [3] (0:12.38)	2.18L	0:35.11	+5
6	9 MIO SORRENTO Damien Thornton	5	70.2 1000m	0:10.83 1000m	1:11.67 [6] (0:13.36)	0:58.31 [2] (0:10.83)	0:47.48 [3] (0:11.23)	0:36.25 [3] (0:11.40)	0:24.85 [3] (0:11.66)	0:13.19 [2] (0:13.19)	6.29L	0:36.25	+4
7	1 LOVES ME LIKEAROCK Bailey Wheeler	7	72.1 1000m	0:10.45 1000m	1:12.61 [7] (0:13.42)	0:59.19 [3] (0:10.45)	0:48.74 [1] (0:11.31)	0:37.43 [2] (0:11.43)	0:26.00 [1] (0:12.07)	0:13.93 [6] (0:13.93)	11.79L	0:37.43	+4
8	8 SIR CARTER Emily Lang	6	68.1 Overall	0:10.66 1000m	1:14.91 [8] (0:13.34)	1:01.57 [1] (0:10.66)	0:50.91 [2] (0:11.06)	0:39.85 [1] (0:11.55)	0:28.30 [1] (0:12.50)	0:15.80 [8] (0:15.80)	25.31L	0:39.85	-1

Scratched: Prime Asset (#3), Matter Of Honour (#2), Hydroelectric (#7)

[] Ranking at each section and finish
 -:-:- No data available at this section
 NA No data available

SCN Saddle cloth number
 DNF Did not finish
 DNT Did not track



Horse/Jockey Name	Damo Dayz
Final Rank	1
Fastest Section Time (Section)	0:10.85 (1000m)
Top Speed [km/h] (Section)	68.4 (Overall)
Race State	Finished

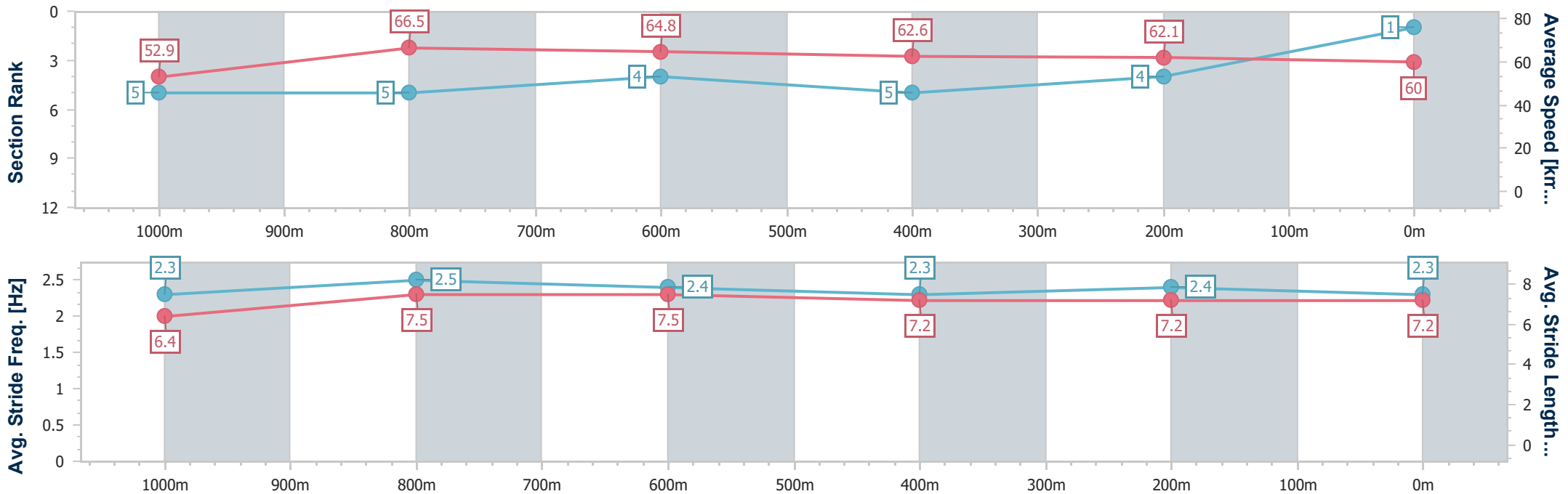


Doomben QLD Professional
Race 3: SEN Class 4 Handicap - 1200m
 13 November 2024 - 15:03
 Track Rating: Soft 5, Weather: Overcast, Rail Position: +8m Entire



BRISBANE
RACING CLUB

Section	Overall	1000m	800m	600m	400m	200m
Section Times	1:10.61 [1] (0:13.59)	0:57.02 [5] (0:10.85)	0:46.17 [5] (0:11.13)	0:35.04 [4] (0:11.42)	0:23.62 [5] (0:11.63)	0:11.99 [4] (0:11.99)
Average Speed [km/h]	52.9	66.5	64.8	62.6	62.1	60.0
Top Speed [km/h]	68.4	67.8	66.5	64.2	62.9	63.9
Avg. Dist. to Rail [m]	0.5	0.3	0.2	0.7	0.8	3.4
Avg. Stride Freq. [Hz]	2.3	2.5	2.4	2.3	2.4	2.3
Avg. Stride Length [m]	6.4	7.5	7.5	7.2	7.2	7.2



- [] Ranking at each section and finish
- .-.- No data available at this section
- NA No data available



Horse/Jockey Name	Lion Class
Final Rank	2
Fastest Section Time (Section)	0:10.81 (1000m)
Top Speed [km/h] (Section)	69.2 (1000m)
Race State	Finished

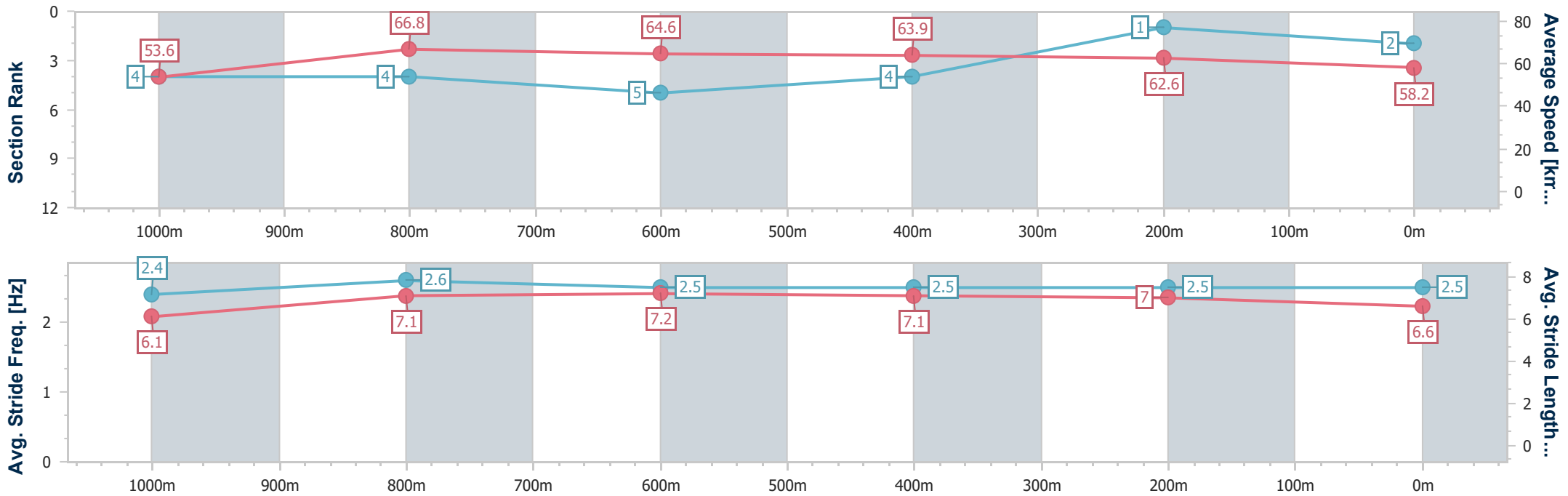


Doomben QLD Professional
Race 3: SEN Class 4 Handicap - 1200m
13 November 2024 - 15:03
Track Rating: Soft 5, Weather: Overcast, Rail Position: +8m Entire



BRISBANE
RACING CLUB

Section	Overall	1000m	800m	600m	400m	200m
Section Times	1:10.81 [2] (0:13.49)	0:57.32 [4] (0:10.81)	0:46.51 [4] (0:11.29)	0:35.22 [5] (0:11.32)	0:23.90 [4] (0:11.50)	0:12.40 [1] (0:12.40)
Average Speed [km/h]	53.6	66.8	64.6	63.9	62.6	58.2
Top Speed [km/h]	69.2	69.2	65.2	65.2	64.5	61.2
Avg. Dist. to Rail [m]	1.9	1.8	1.8	0.9	2.4	3.8
Avg. Stride Freq. [Hz]	2.4	2.6	2.5	2.5	2.5	2.5
Avg. Stride Length [m]	6.1	7.1	7.2	7.1	7.0	6.6



- [] Ranking at each section and finish
- .-.- No data available at this section
- NA No data available



Horse/Jockey Name	Lordster
Final Rank	3
Fastest Section Time (Section)	0:10.66 (1000m)
Top Speed [km/h] (Section)	69.4 (1000m)
Race State	Finished

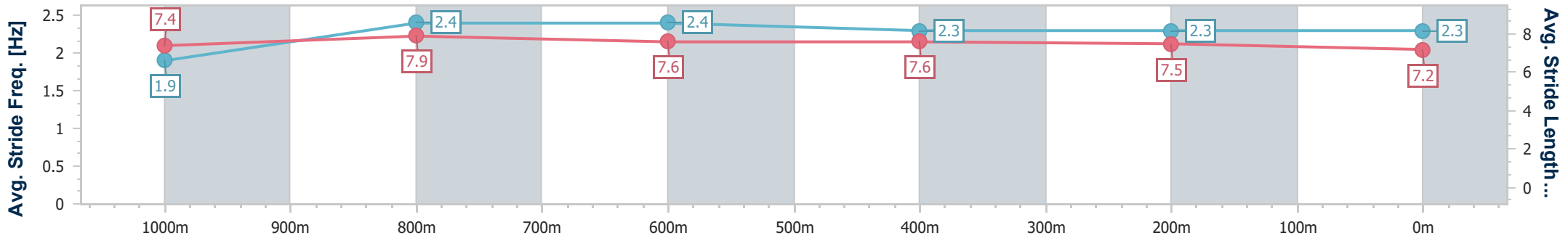
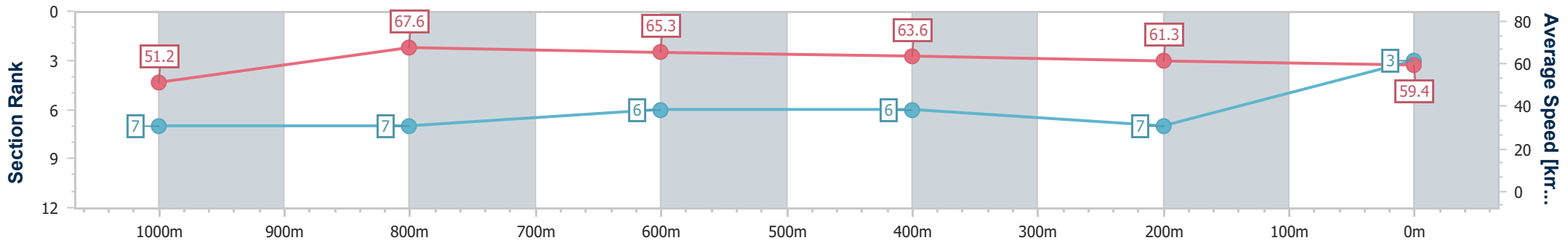


Doomben QLD Professional
Race 3: SEN Class 4 Handicap - 1200m
13 November 2024 - 15:03
Track Rating: Soft 5, Weather: Overcast, Rail Position: +8m Entire



BRISBANE
RACING CLUB

Section	Overall	1000m	800m	600m	400m	200m
Section Times	1:10.88 [3] (0:14.10)	0:56.78 [7] (0:10.66)	0:46.12 [7] (0:11.00)	0:35.12 [6] (0:11.25)	0:23.87 [6] (0:11.71)	0:12.16 [7] (0:12.16)
Average Speed [km/h]	51.2	67.6	65.3	63.6	61.3	59.4
Top Speed [km/h]	68.0	69.4	66.4	65.4	62.7	61.5
Avg. Dist. to Rail [m]	0.9	0.5	0.4	1.0	0.7	1.0
Avg. Stride Freq. [Hz]	1.9	2.4	2.4	2.3	2.3	2.3
Avg. Stride Length [m]	7.4	7.9	7.6	7.6	7.5	7.2



- [] Ranking at each section and finish
- .-.- No data available at this section
- NA No data available



Horse/Jockey Name	Jukebox Glow
Final Rank	4
Fastest Section Time (Section)	0:10.76 (1000m)
Top Speed [km/h] (Section)	68.8 (1000m)
Race State	Finished

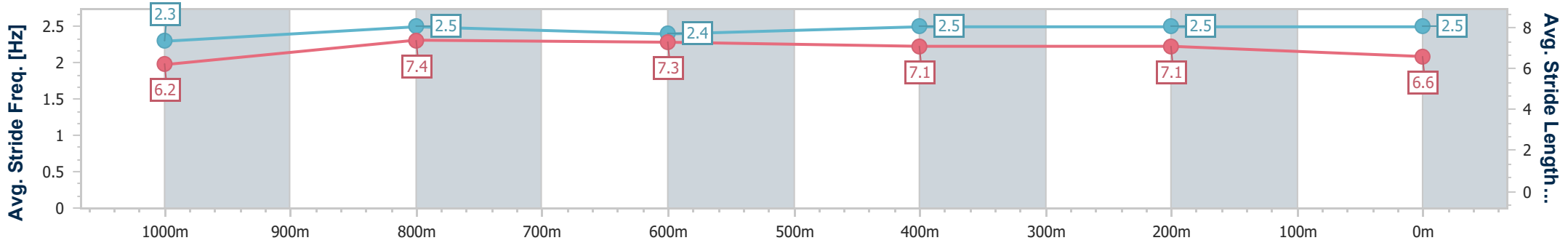
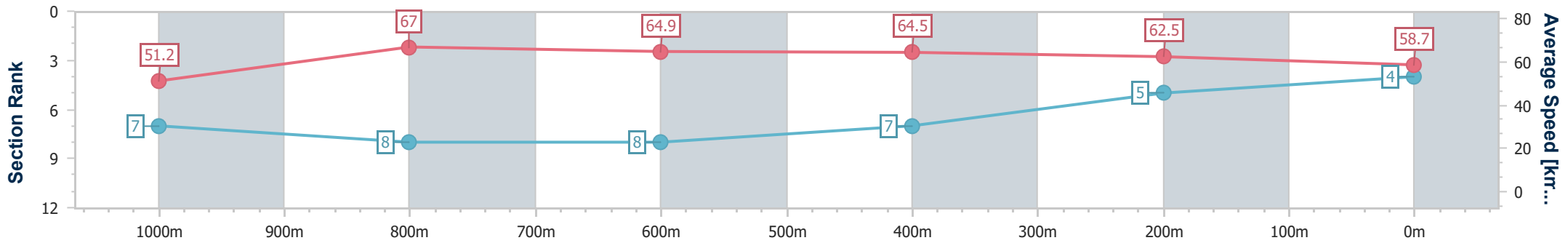


Doomben QLD Professional
Race 3: SEN Class 4 Handicap - 1200m
13 November 2024 - 15:03
Track Rating: Soft 5, Weather: Overcast, Rail Position: +8m Entire



BRISBANE
RACING CLUB

Section	Overall	1000m	800m	600m	400m	200m
Section Times	1:10.91 [4] (0:14.10)	0:56.81 [7] (0:10.76)	0:46.05 [8] (0:11.12)	0:34.93 [8] (0:11.14)	0:23.79 [7] (0:11.51)	0:12.28 [5] (0:12.28)
Average Speed [km/h]	51.2	67.0	64.9	64.5	62.5	58.7
Top Speed [km/h]	68.6	68.8	66.0	66.1	64.0	61.8
Avg. Dist. to Rail [m]	5.1	1.0	0.2	0.3	1.6	2.3
Avg. Stride Freq. [Hz]	2.3	2.5	2.4	2.5	2.5	2.5
Avg. Stride Length [m]	6.2	7.4	7.3	7.1	7.1	6.6



- [] Ranking at each section and finish
- .-.- No data available at this section
- NA No data available



Horse/Jockey Name	Dirty Dancing
Final Rank	5
Fastest Section Time (Section)	0:10.79 (1000m)
Top Speed [km/h] (Section)	68.4 (1000m)
Race State	Finished

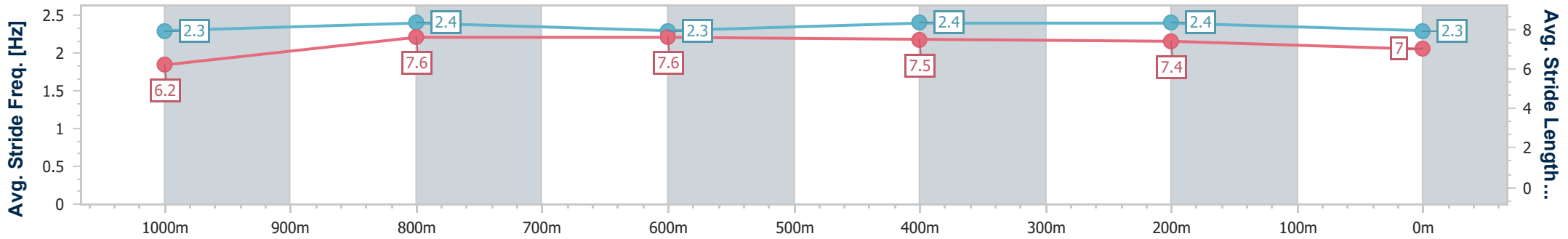
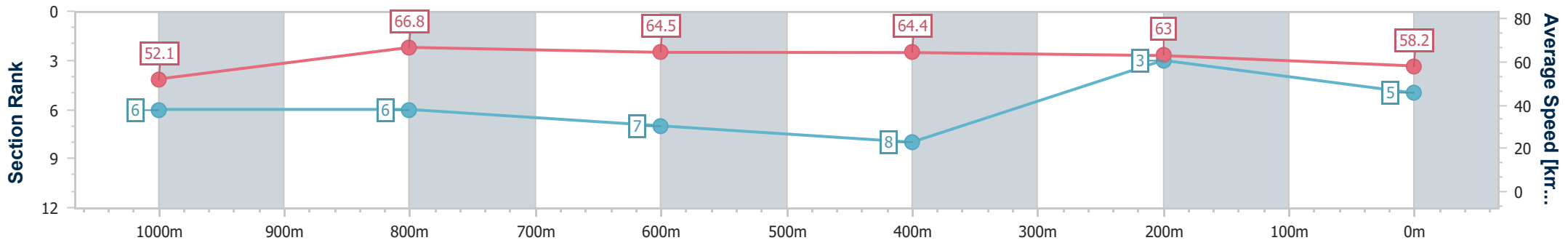


Doomben QLD Professional
Race 3: SEN Class 4 Handicap - 1200m
13 November 2024 - 15:03
Track Rating: Soft 5, Weather: Overcast, Rail Position: +8m Entire



BRISBANE
RACING CLUB

Section	Overall	1000m	800m	600m	400m	200m
Section Times	1:10.98 [5] (0:13.81)	0:57.17 [6] (0:10.79)	0:46.38 [6] (0:11.27)	0:35.11 [7] (0:11.27)	0:23.84 [8] (0:11.46)	0:12.38 [3] (0:12.38)
Average Speed [km/h]	52.1	66.8	64.5	64.4	63.0	58.2
Top Speed [km/h]	67.6	68.4	65.5	65.9	63.6	62.1
Avg. Dist. to Rail [m]	2.6	1.1	1.7	1.3	2.6	3.2
Avg. Stride Freq. [Hz]	2.3	2.4	2.3	2.4	2.4	2.3
Avg. Stride Length [m]	6.2	7.6	7.6	7.5	7.4	7.0



- [] Ranking at each section and finish
- .-.- No data available at this section
- NA No data available



Horse/Jockey Name	Mio Sorrento
Final Rank	6
Fastest Section Time (Section)	0:10.83 (1000m)
Top Speed [km/h] (Section)	70.2 (1000m)
Race State	Finished

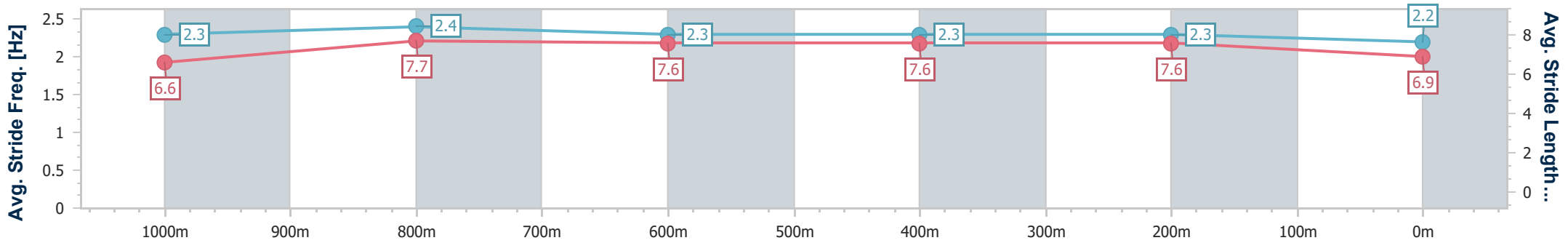
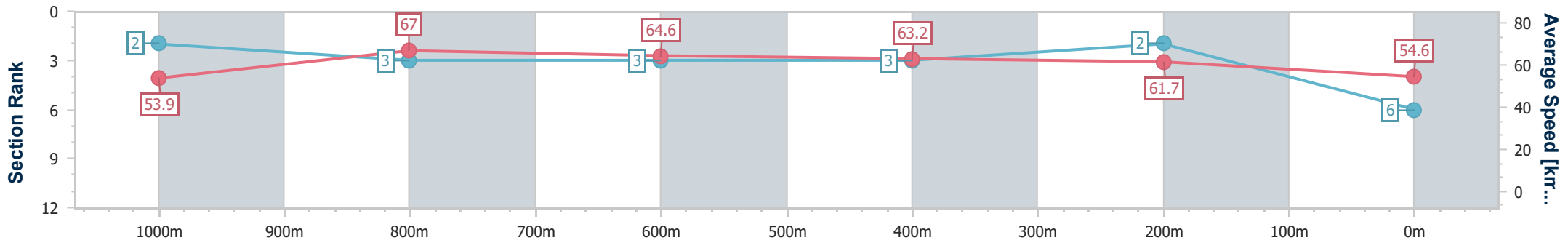


Doomben QLD Professional
Race 3: SEN Class 4 Handicap - 1200m
13 November 2024 - 15:03
Track Rating: Soft 5, Weather: Overcast, Rail Position: +8m Entire



BRISBANE
RACING CLUB

Section	Overall	1000m	800m	600m	400m	200m
Section Times	1:11.67 [6] (0:13.36)	0:58.31 [2] (0:10.83)	0:47.48 [3] (0:11.23)	0:36.25 [3] (0:11.40)	0:24.85 [3] (0:11.66)	0:13.19 [2] (0:13.19)
Average Speed [km/h]	53.9	67.0	64.6	63.2	61.7	54.6
Top Speed [km/h]	69.5	70.2	65.2	65.0	63.5	59.0
Avg. Dist. to Rail [m]	3.7	3.0	1.3	0.6	0.8	2.0
Avg. Stride Freq. [Hz]	2.3	2.4	2.3	2.3	2.3	2.2
Avg. Stride Length [m]	6.6	7.7	7.6	7.6	7.6	6.9



- [] Ranking at each section and finish
- .-.- No data available at this section
- NA No data available



Horse/Jockey Name	Loves Me Likearock
Final Rank	7
Fastest Section Time (Section)	0:10.45 (1000m)
Top Speed [km/h] (Section)	72.1 (1000m)
Race State	Finished

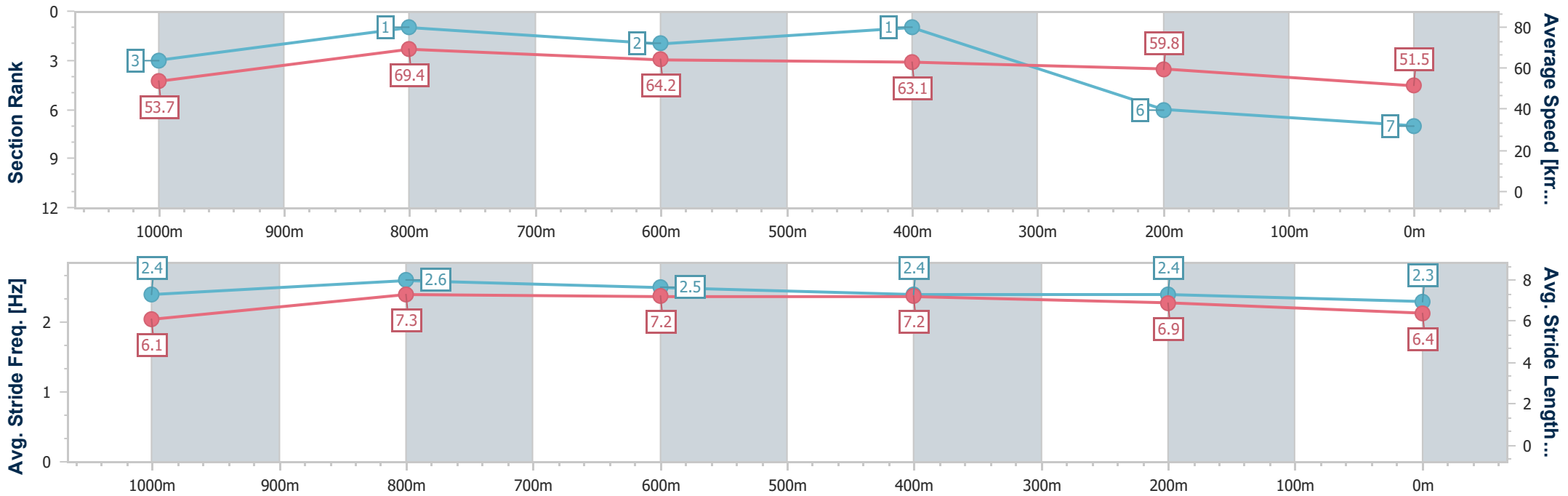


Doomben QLD Professional
Race 3: SEN Class 4 Handicap - 1200m
 13 November 2024 - 15:03
 Track Rating: Soft 5, Weather: Overcast, Rail Position: +8m Entire



BRISBANE
RACING CLUB

Section	Overall	1000m	800m	600m	400m	200m
Section Times	1:12.61 [7] (0:13.42)	0:59.19 [3] (0:10.45)	0:48.74 [1] (0:11.31)	0:37.43 [2] (0:11.43)	0:26.00 [1] (0:12.07)	0:13.93 [6] (0:13.93)
Average Speed [km/h]	53.7	69.4	64.2	63.1	59.8	51.5
Top Speed [km/h]	70.9	72.1	66.4	64.6	61.5	56.8
Avg. Dist. to Rail [m]	6.0	3.3	1.7	0.6	0.3	0.4
Avg. Stride Freq. [Hz]	2.4	2.6	2.5	2.4	2.4	2.3
Avg. Stride Length [m]	6.1	7.3	7.2	7.2	6.9	6.4



- [] Ranking at each section and finish
- .-.- No data available at this section
- NA No data available



Horse/Jockey Name	Sir Carter
Final Rank	8
Fastest Section Time (Section)	0:10.66 (1000m)
Top Speed [km/h] (Section)	68.1 (Overall)
Race State	Finished

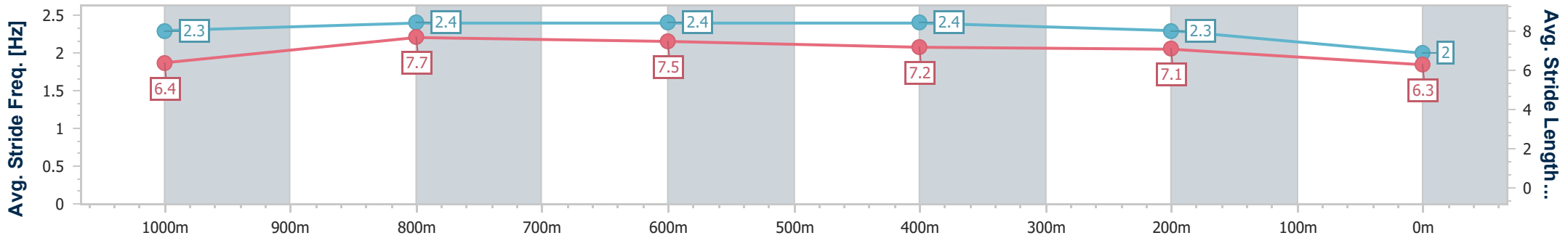
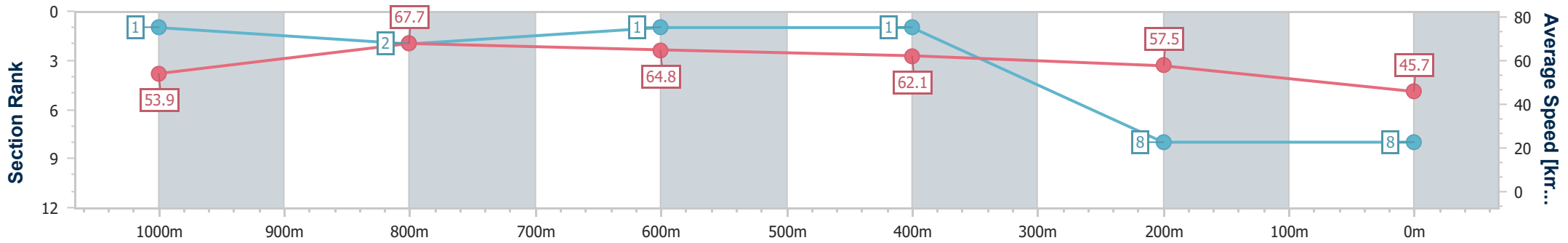


Doomben QLD Professional
Race 3: SEN Class 4 Handicap - 1200m
 13 November 2024 - 15:03
 Track Rating: Soft 5, Weather: Overcast, Rail Position: +8m Entire



BRISBANE
RACING CLUB

Section	Overall	1000m	800m	600m	400m	200m
Section Times	1:14.91 [8] (0:13.34)	1:01.57 [1] (0:10.66)	0:50.91 [2] (0:11.06)	0:39.85 [1] (0:11.55)	0:28.30 [1] (0:12.50)	0:15.80 [8] (0:15.80)
Average Speed [km/h]	53.9	67.7	64.8	62.1	57.5	45.7
Top Speed [km/h]	68.1	67.9	66.5	65.5	60.3	53.5
Avg. Dist. to Rail [m]	4.3	1.1	0.4	0.8	1.6	1.3
Avg. Stride Freq. [Hz]	2.3	2.4	2.4	2.4	2.3	2.0
Avg. Stride Length [m]	6.4	7.7	7.5	7.2	7.1	6.3



- [] Ranking at each section and finish
- .-.- No data available at this section
- NA No data available



Doomben QLD Professional

Race 4: U&U RECRUITMENT BENCHMARK 65 Handicap - 2050m

13 November 2024 - 15:39



BRISBANE
RACING CLUB

Track Rating: Soft 5, Weather: Overcast, Rail Position: +8m Entire

Section														
Field Times	Overall	1800m	1600m	1400m	1200m	1000m	800m	Last 600m						
	2:09.43 (0:17.03)	1:52.40 (0:11.93)	1:40.47 (0:13.59)	1:26.88 (0:13.27)	1:13.61 (0:12.51)	1:01.10 (0:12.59)	0:48.51 (0:12.42)	0:36.09						
Rank	TAB	Horse/Jockey	Barrier	Top Speed [km/h]	Fastest Section	Overall	1800m	1600m	1400m	1200m	1000m	800m	Last 600m	Distance Travelled [m]
1	11	HALLSIDE MARTINI Taylor Marshall	5	66.3 Overall	0:11.45 400m	2:09.43 [1] (0:17.56)	1:51.87 [9] (0:12.29)	1:39.58 [9] (0:13.68)	1:25.90 [9] (0:13.27)	1:12.63 [9] (0:12.57)	1:00.06 [10] (0:12.54)	0:47.52 [9] (0:12.11)	0:35.41	
2	4	BITOFTHEBLARNEY Bailey Wheeler	12	63.7 Overall	0:11.71 400m	2:09.96 [2] (0:17.53)	1:52.43 [8] (0:12.30)	1:40.13 [8] (0:13.25)	1:26.88 [4] (0:12.89)	1:13.99 [2] (0:12.51)	1:01.48 [2] (0:12.65)	0:48.83 [2] (0:12.40)	0:36.43	+14
3	7	KAIROS LOUIE Ron Stewart	7	66.7 Overall	0:11.84 400m	2:10.04 [3] (0:17.03)	1:53.01 [1] (0:11.93)	1:41.08 [1] (0:13.59)	1:27.49 [1] (0:13.27)	1:14.22 [1] (0:12.51)	1:01.71 [1] (0:12.59)	0:49.12 [1] (0:12.42)	0:36.70	+1
4	14	YOU KAY SQUEEZE Nikita Beriman	2	63.1 1800m	0:11.78 400m	2:10.04 [4] (0:17.31)	1:52.73 [5] (0:12.25)	1:40.48 [5] (0:13.67)	1:26.81 [6] (0:13.21)	1:13.60 [7] (0:12.57)	1:01.03 [6] (0:12.56)	0:48.47 [6] (0:12.20)	0:36.27	+2
5	15	NIPPA'S NIGHTCAP Kyle Wilson-Taylor	4	64.1 Overall	0:11.60 400m	2:10.13 [5] (0:17.26)	1:52.87 [4] (0:12.13)	1:40.74 [4] (0:13.71)	1:27.03 [5] (0:13.31)	1:13.72 [6] (0:12.67)	1:01.05 [7] (0:12.55)	0:48.50 [7] (0:12.29)	0:36.21	+14
6	16	WAYFARER'S WAY Samantha Collett	1	64.5 Overall	0:11.87 600m	2:10.17 [6] (0:17.15)	1:53.02 [3] (0:12.15)	1:40.87 [3] (0:13.65)	1:27.22 [3] (0:13.18)	1:14.04 [3] (0:12.57)	1:01.47 [3] (0:12.59)	0:48.88 [3] (0:12.34)	0:36.54	-1
7	17	SOKUDO Mark Du Plessis	6	62.6 400m	0:11.85 400m	2:10.51 [7] (0:17.98)	1:52.53 [13] (0:12.41)	1:40.12 [13] (0:13.55)	1:26.57 [13] (0:13.15)	1:13.42 [12] (0:12.20)	1:01.22 [9] (0:12.74)	0:48.48 [10] (0:12.06)	0:36.42	+15
8	2	SLY CORNER Girish Goomany	11	66.1 Overall	0:11.79 400m	2:10.53 [8] (0:17.84)	1:52.69 [11] (0:12.24)	1:40.45 [10] (0:13.69)	1:26.76 [12] (0:13.44)	1:13.32 [13] (0:12.24)	1:01.08 [11] (0:12.68)	0:48.40 [11] (0:12.12)	0:36.28	+8
9	5	DEVOCEAN Damien Thornton	9	65.7 Overall	0:12.01 600m	2:10.59 [9] (0:17.42)	1:53.17 [7] (0:12.40)	1:40.77 [7] (0:13.52)	1:27.25 [8] (0:12.87)	1:14.38 [5] (0:12.63)	1:01.75 [5] (0:12.65)	0:49.10 [5] (0:12.26)	0:36.84	+10
10	8	SMOOTH TORQUE Courtney Bellamy	13	64.1 Overall	0:11.77 400m	2:10.92 [10] (0:18.22)	1:52.70 [14] (0:12.27)	1:40.43 [14] (0:13.63)	1:26.80 [14] (0:13.46)	1:13.34 [14] (0:12.25)	1:01.09 [14] (0:12.79)	0:48.30 [14] (0:11.93)	0:36.37	+2

Scratched: Miss Chenery (#3), Vermeer (#10), Majorian (#1)

[] Ranking at each section and finish
 -:-:- No data available at this section
 NA No data available

SCN Saddle cloth number
 DNF Did not finish
 DNT Did not track



Doomben QLD Professional

Race 4: U&U RECRUITMENT BENCHMARK 65 Handicap - 2050m

13 November 2024 - 15:39



BRISBANE
RACING CLUB

Track Rating: Soft 5, Weather: Overcast, Rail Position: +8m Entire

Section	Overall	1800m	1600m	1400m	1200m	1000m	800m	Last 600m						
Field Times	2:09.43 (0:17.03)	1:52.40 (0:11.93)	1:40.47 (0:13.59)	1:26.88 (0:13.27)	1:13.61 (0:12.51)	1:01.10 (0:12.59)	0:48.51 (0:12.42)	0:36.09						
Rank	TAB	Horse/Jockey	Barrier	Top Speed [km/h]	Fastest Section									Distance Travelled [m]
11	12	GIDDY GAN'S JOY Cejay Graham	3	63.4 Overall	0:11.85 400m	2:10.94 [11] (0:17.73)	1:53.21 [10] (0:12.39)	1:40.82 [11] (0:13.62)	1:27.20 [10] (0:13.27)	1:13.93 [11] (0:12.58)	1:01.35 [13] (0:12.83)	0:48.52 [13] (0:12.06)	0:36.46	+5
12	9	RHODES Emily Lang	8	65.3 Overall	0:11.93 400m	2:10.95 [12] (0:17.03)	1:53.92 [2] (0:12.04)	1:41.88 [2] (0:13.69)	1:28.19 [2] (0:13.38)	1:14.81 [4] (0:12.66)	1:02.15 [4] (0:12.61)	0:49.54 [4] (0:12.42)	0:37.12	+5
13	13	CONTRERAS Jag Guthmann-Chester	10	63.5 Overall	0:11.89 400m	2:10.99 [13] (0:17.89)	1:53.10 [12] (0:12.44)	1:40.66 [12] (0:13.41)	1:27.25 [11] (0:13.16)	1:14.09 [10] (0:12.62)	1:01.47 [12] (0:12.78)	0:48.69 [12] (0:12.07)	0:36.62	+12
14	6	HATASU Andrew Mallyon	14	65.5 Overall	0:12.03 400m	2:11.96 [14] (0:17.31)	1:54.65 [5] (0:12.25)	1:42.40 [5] (0:13.73)	1:28.67 [7] (0:13.31)	1:15.36 [8] (0:12.68)	1:02.68 [8] (0:12.57)	0:50.11 [8] (0:12.14)	0:37.97	+12

Scratched: Miss Chenery (#3), Vermeer (#10), Majorian (#1)

[] Ranking at each section and finish
 -:-:-:- No data available at this section
 NA No data available

SCN Saddle cloth number
 DNF Did not finish
 DNT Did not track



Doomben QLD Professional

Race 4: U&U RECRUITMENT BENCHMARK 65 Handicap - 2050m

13 November 2024 - 15:39



BRISBANE
RACING CLUB

Track Rating: Soft 5, Weather: Overcast, Rail Position: +8m Entire

Section					600m	400m	200m				Last 600m
Field Times					0:36.09 (0:12.04)	0:24.05 (0:11.74)	0:12.31 (0:12.31)				0:36.09
Rank	TAB	Horse/Jockey	Barrier	Top Speed [km/h]	Fastest Section				Margin		
1	11	HALLSIDE MARTINI Taylor Marshall	5	66.3 Overall	0:11.45 400m	0:35.41 [9] (0:11.75)	0:23.66 [6] (0:11.45)	0:12.21 [3] (0:12.21)	2:09.43	0:35.41	
2	4	BITOFTHEBLARNEY Bailey Wheeler	12	63.7 Overall	0:11.71 400m	0:36.43 [2] (0:11.88)	0:24.55 [2] (0:11.71)	0:12.84 [1] (0:12.84)	3.15L	0:36.43 +14	
3	7	KAIROS LOUIE Ron Stewart	7	66.7 Overall	0:11.84 400m	0:36.70 [1] (0:12.04)	0:24.66 [1] (0:11.84)	0:12.82 [2] (0:12.82)	3.58L	0:36.70 +1	
4	14	YOU KAY SQUEEZE Nikita Beriman	2	63.1 1800m	0:11.78 400m	0:36.27 [5] (0:11.81)	0:24.46 [4] (0:11.78)	0:12.68 [4] (0:12.68)	3.6L	0:36.27 +2	
5	15	NIPPA'S NIGHTCAP Kyle Wilson-Taylor	4	64.1 Overall	0:11.60 400m	0:36.21 [7] (0:12.17)	0:24.04 [7] (0:11.60)	0:12.44 [6] (0:12.44)	4.14L	0:36.21 +14	
6	16	WAYFARER'S WAY Samantha Collett	1	64.5 Overall	0:11.87 600m	0:36.54 [3] (0:11.87)	0:24.67 [3] (0:11.88)	0:12.79 [5] (0:12.79)	4.36L	0:36.54 -1	
7	17	SOKUDO Mark Du Plessis	6	62.6 400m	0:11.85 400m	0:36.42 [10] (0:12.11)	0:24.31 [10] (0:11.85)	0:12.46 [9] (0:12.46)	6.37L	0:36.42 +15	
8	2	SLY CORNER Girish Goomany	11	66.1 Overall	0:11.79 400m	0:36.28 [11] (0:12.05)	0:24.23 [11] (0:11.79)	0:12.44 [10] (0:12.44)	6.49L	0:36.28 +8	
9	5	DEVOCEAN Damien Thornton	9	65.7 Overall	0:12.01 600m	0:36.84 [4] (0:12.01)	0:24.83 [5] (0:12.07)	0:12.76 [7] (0:12.76)	6.86L	0:36.84 +10	
10	8	SMOOTH TORQUE Courtney Bellamy	13	64.1 Overall	0:11.77 400m	0:36.37 [14] (0:12.01)	0:24.36 [14] (0:11.77)	0:12.59 [13] (0:12.59)	8.77L	0:36.37 +2	

Scratched: Miss Chenery (#3), Vermeer (#10), Majorian (#1)

[] Ranking at each section and finish
 -:-:- No data available at this section
 NA No data available

SCN Saddle cloth number
 DNF Did not finish
 DNT Did not track



Doomben QLD Professional

Race 4: U&U RECRUITMENT BENCHMARK 65 Handicap - 2050m

13 November 2024 - 15:39



BRISBANE
RACING CLUB

Track Rating: Soft 5, Weather: Overcast, Rail Position: +8m Entire

Section		600m	400m	200m				Last 600m		
Field Times		0:36.09 (0:12.04)	0:24.05 (0:11.74)	0:12.31 (0:12.31)				0:36.09		
Rank	TAB Horse/Jockey	Barrier	Top Speed [km/h]	Fastest Section	Margin			Distance Travelled [m]		
11	12 GIDDY GAN'S JOY Cejay Graham	3	63.4 Overall	0:11.85 400m	0:36.46 [13] (0:11.89)	0:24.57 [12] (0:11.85)	0:12.72 [11] (0:12.72)	8.89L	0:36.46	+5
12	9 RHODES Emily Lang	8	65.3 Overall	0:11.93 400m	0:37.12 [6] (0:12.29)	0:24.83 [8] (0:11.93)	0:12.90 [8] (0:12.90)	8.95L	0:37.12	+5
13	13 CONTRERAS Jag Guthmann-Chester	10	63.5 Overall	0:11.89 400m	0:36.62 [12] (0:12.14)	0:24.48 [13] (0:11.89)	0:12.59 [14] (0:12.59)	9.16L	0:36.62	+12
14	6 HATASU Andrew Mallyon	14	65.5 Overall	0:12.03 400m	0:37.97 [8] (0:12.21)	0:25.76 [9] (0:12.03)	0:13.73 [12] (0:13.73)	14.88L	0:37.97	+12

Scratched: Miss Chenery (#3), Vermeer (#10), Majorian (#1)

[] Ranking at each section and finish
 -:-:-:- No data available at this section
 NA No data available

SCN Saddle cloth number
 DNF Did not finish
 DNT Did not track



Horse/Jockey Name	Hallside Martini
Final Rank	1
Fastest Section Time (Section)	0:11.45 (400m)
Top Speed [km/h] (Section)	66.3 (Overall)
Race State	Finished



Doomben QLD Professional
Race 4: U&U RECRUITMENT BENCHMARK 65 Handicap - 2050m

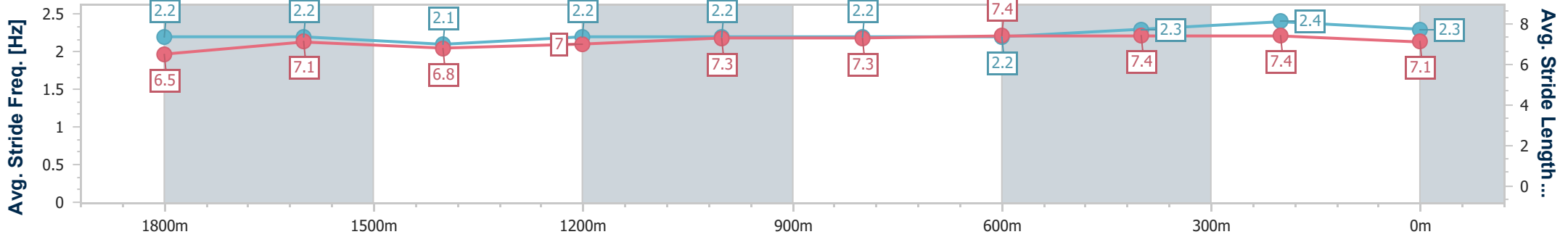
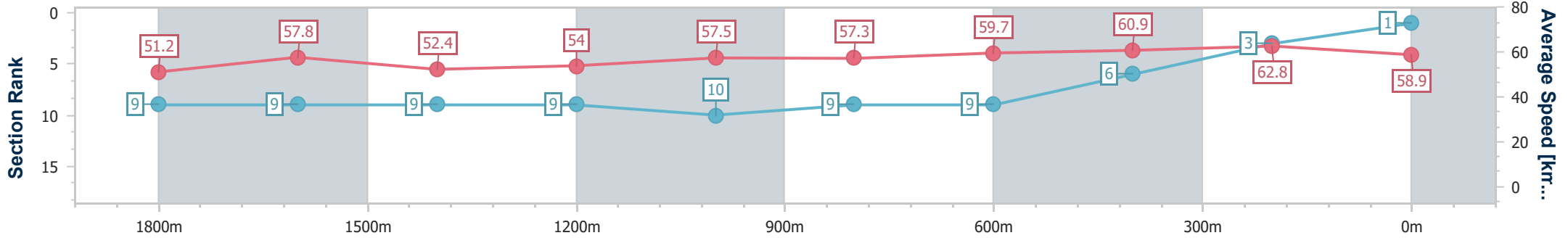
13 November 2024 - 15:39

Track Rating: Soft 5, Weather: Overcast, Rail Position: +8m Entire



BRISBANE RACING CLUB

Section	Overall	1800m	1600m	1400m	1200m	1000m	800m	600m	400m	200m
Section Times	2:09.43 [1] (0:17.56)	1:51.87 [9] (0:12.29)	1:39.58 [9] (0:13.68)	1:25.90 [9] (0:13.27)	1:12.63 [9] (0:12.57)	1:00.06 [10] (0:12.54)	0:47.52 [9] (0:12.11)	0:35.41 [9] (0:11.75)	0:23.66 [6] (0:11.45)	0:12.21 [3] (0:12.21)
Average Speed [km/h]	51.2	57.8	52.4	54.0	57.5	57.3	59.7	60.9	62.8	58.9
Top Speed [km/h]	66.3	62.8	54.8	59.1	59.1	59.4	60.3	61.8	64.0	62.3
Avg. Dist. to Rail [m]	2.6	2.5	1.5	0.5	0.3	0.4	0.2	0.9	1.0	1.0
Avg. Stride Freq. [Hz]	2.2	2.2	2.1	2.2	2.2	2.2	2.2	2.3	2.4	2.3
Avg. Stride Length [m]	6.5	7.1	6.8	7.0	7.3	7.3	7.4	7.4	7.4	7.1



- [] Ranking at each section and finish
- .-.- No data available at this section
- NA No data available



Horse/Jockey Name	Bitoftheblarney
Final Rank	2
Fastest Section Time (Section)	0:11.71 (400m)
Top Speed [km/h] (Section)	63.7 (Overall)
Race State	Finished



Doomben QLD Professional
Race 4: U&U RECRUITMENT BENCHMARK 65 Handicap - 2050m

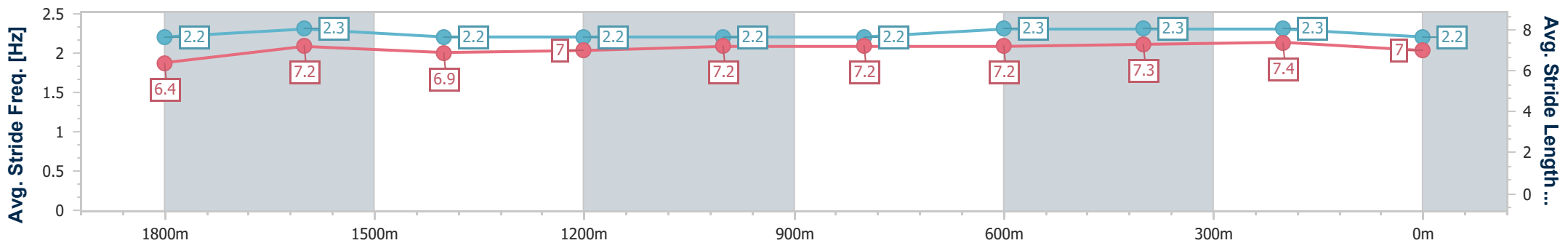
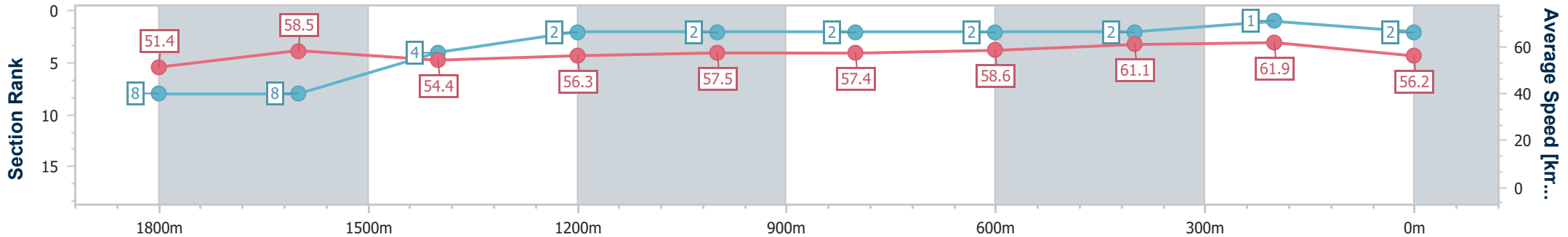


BRISBANE RACING CLUB

13 November 2024 - 15:39

Track Rating: Soft 5, Weather: Overcast, Rail Position: +8m Entire

Section	Overall	1800m	1600m	1400m	1200m	1000m	800m	600m	400m	200m
Section Times	2:09.96 [2] (0:17.53)	1:52.43 [8] (0:12.30)	1:40.13 [8] (0:13.25)	1:26.88 [4] (0:12.89)	1:13.99 [2] (0:12.51)	1:01.48 [2] (0:12.65)	0:48.83 [2] (0:12.40)	0:36.43 [2] (0:11.88)	0:24.55 [2] (0:11.71)	0:12.84 [1] (0:12.84)
Average Speed [km/h]	51.4	58.5	54.4	56.3	57.5	57.4	58.6	61.1	61.9	56.2
Top Speed [km/h]	63.7	62.3	55.8	57.5	57.8	57.9	61.1	61.8	62.4	60.8
Avg. Dist. to Rail [m]	6.3	0.3	0.7	1.5	1.9	2.3	1.9	1.9	2.7	2.4
Avg. Stride Freq. [Hz]	2.2	2.3	2.2	2.2	2.2	2.2	2.3	2.3	2.3	2.2
Avg. Stride Length [m]	6.4	7.2	6.9	7.0	7.2	7.2	7.2	7.3	7.4	7.0



- [] Ranking at each section and finish
- .-.- No data available at this section
- NA No data available



Horse/Jockey Name	Kairos Louie
Final Rank	3
Fastest Section Time (Section)	0:11.84 (400m)
Top Speed [km/h] (Section)	66.7 (Overall)
Race State	Finished



Doomben QLD Professional
Race 4: U&U RECRUITMENT BENCHMARK 65 Handicap - 2050m

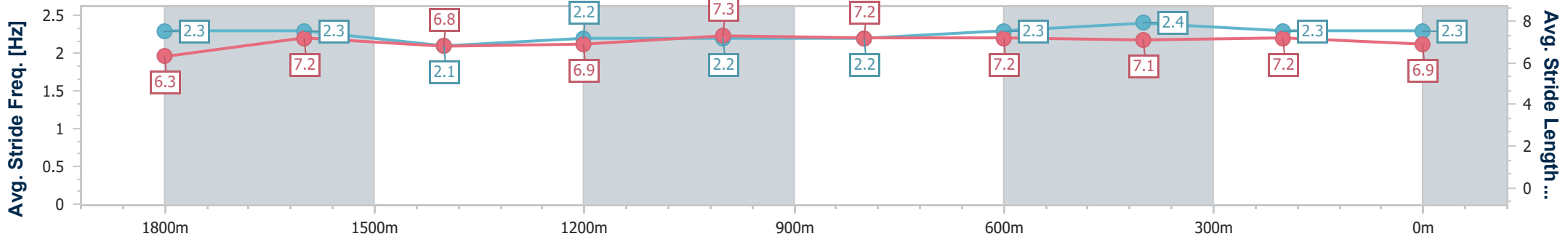
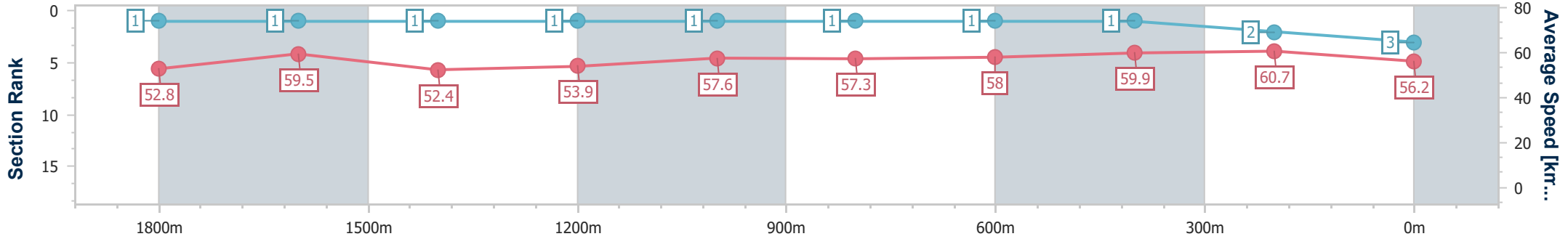
13 November 2024 - 15:39

Track Rating: Soft 5, Weather: Overcast, Rail Position: +8m Entire



BRISBANE RACING CLUB

Section	Overall	1800m	1600m	1400m	1200m	1000m	800m	600m	400m	200m
Section Times	2:10.04 [3] (0:17.03)	1:53.01 [1] (0:11.93)	1:41.08 [1] (0:13.59)	1:27.49 [1] (0:13.27)	1:14.22 [1] (0:12.51)	1:01.71 [1] (0:12.59)	0:49.12 [1] (0:12.42)	0:36.70 [1] (0:12.04)	0:24.66 [1] (0:11.84)	0:12.82 [2] (0:12.82)
Average Speed [km/h]	52.8	59.5	52.4	53.9	57.6	57.3	58.0	59.9	60.7	56.2
Top Speed [km/h]	66.7	64.8	55.2	56.6	58.0	58.0	60.7	60.9	62.4	59.1
Avg. Dist. to Rail [m]	3.1	2.4	2.5	0.9	0.2	0.5	0.5	0.6	1.6	1.5
Avg. Stride Freq. [Hz]	2.3	2.3	2.1	2.2	2.2	2.2	2.3	2.4	2.3	2.3
Avg. Stride Length [m]	6.3	7.2	6.8	6.9	7.3	7.2	7.2	7.1	7.2	6.9



- [] Ranking at each section and finish
- .-.- No data available at this section
- NA No data available



Horse/Jockey Name	You Kay Squeeze
Final Rank	4
Fastest Section Time (Section)	0:11.78 (400m)
Top Speed [km/h] (Section)	63.1 (1800m)
Race State	Finished



Doomben QLD Professional
Race 4: U&U RECRUITMENT BENCHMARK 65 Handicap - 2050m

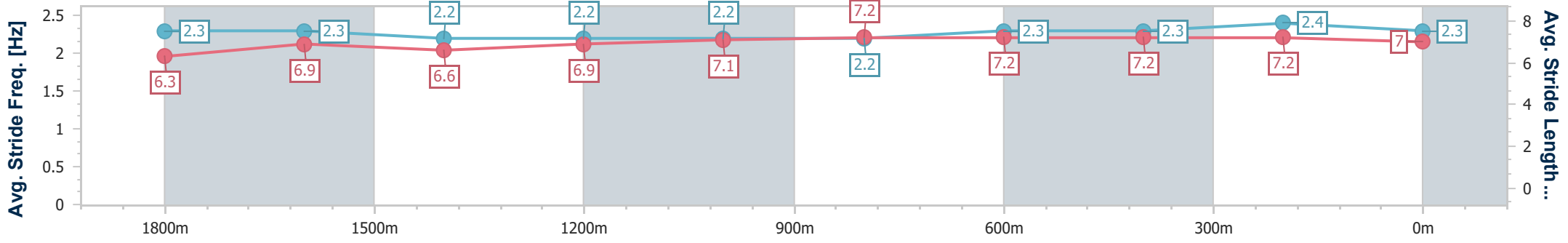
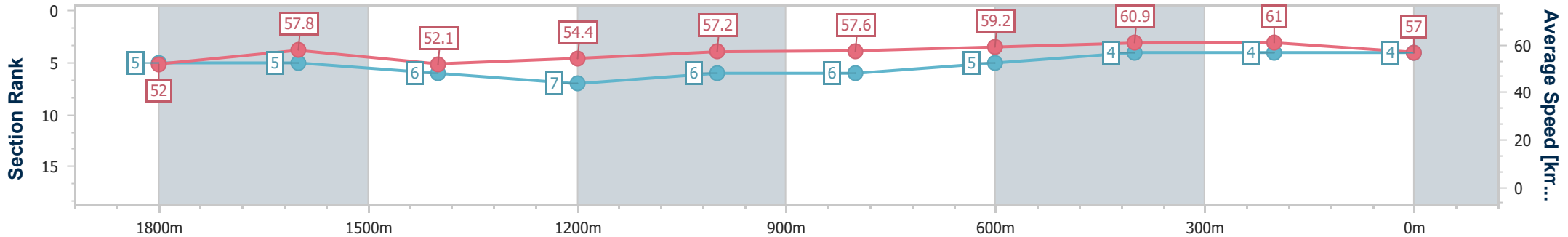
13 November 2024 - 15:39

Track Rating: Soft 5, Weather: Overcast, Rail Position: +8m Entire



BRISBANE
RACING CLUB

Section	Overall	1800m	1600m	1400m	1200m	1000m	800m	600m	400m	200m
Section Times	2:10.04 [4] (0:17.31)	1:52.73 [5] (0:12.25)	1:40.48 [5] (0:13.67)	1:26.81 [6] (0:13.21)	1:13.60 [7] (0:12.57)	1:01.03 [6] (0:12.56)	0:48.47 [6] (0:12.20)	0:36.27 [5] (0:11.81)	0:24.46 [4] (0:11.78)	0:12.68 [4] (0:12.68)
Average Speed [km/h]	52.0	57.8	52.1	54.4	57.2	57.6	59.2	60.9	61.0	57.0
Top Speed [km/h]	63.1	63.1	55.5	59.2	58.7	58.8	60.1	62.6	62.5	59.6
Avg. Dist. to Rail [m]	1.7	2.4	2.1	0.8	0.2	0.5	0.8	0.4	0.6	1.3
Avg. Stride Freq. [Hz]	2.3	2.3	2.2	2.2	2.2	2.2	2.3	2.3	2.4	2.3
Avg. Stride Length [m]	6.3	6.9	6.6	6.9	7.1	7.2	7.2	7.2	7.2	7.0



- [] Ranking at each section and finish
- .-.- No data available at this section
- NA No data available



Horse/Jockey Name	Nippa's Nightcap
Final Rank	5
Fastest Section Time (Section)	0:11.60 (400m)
Top Speed [km/h] (Section)	64.1 (Overall)
Race State	Finished



Doomben QLD Professional
Race 4: U&U RECRUITMENT BENCHMARK 65 Handicap - 2050m

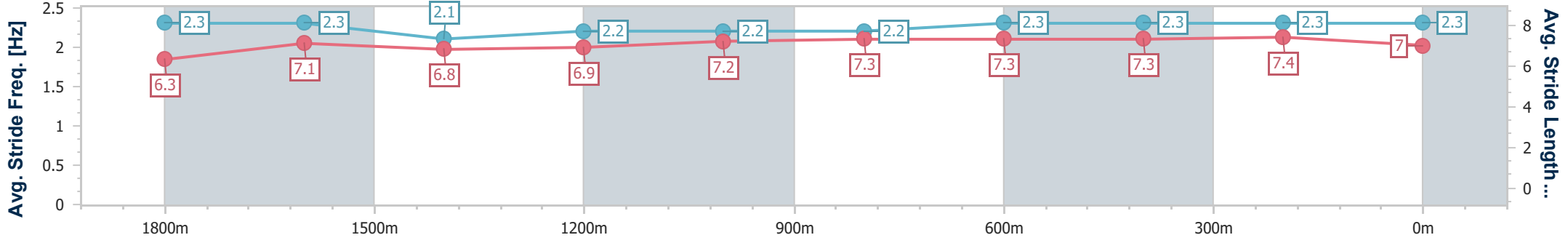
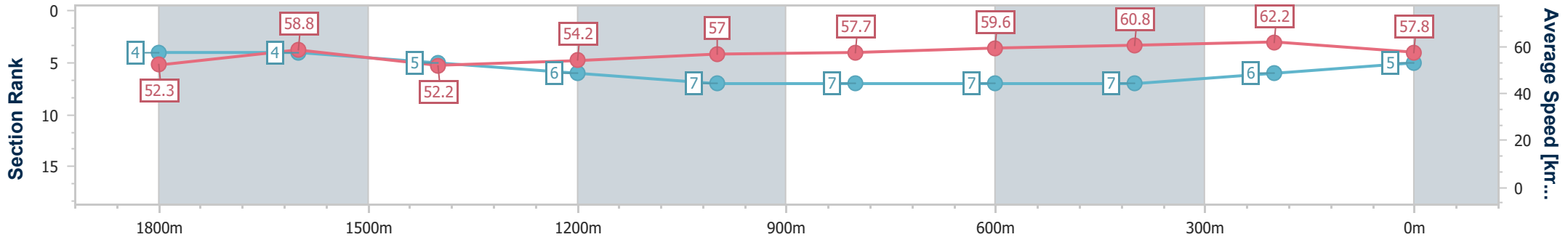


13 November 2024 - 15:39

BRISBANE RACING CLUB

Track Rating: Soft 5, Weather: Overcast, Rail Position: +8m Entire

Section	Overall	1800m	1600m	1400m	1200m	1000m	800m	600m	400m	200m
Section Times	2:10.13 [5] (0:17.26)	1:52.87 [4] (0:12.13)	1:40.74 [4] (0:13.71)	1:27.03 [5] (0:13.31)	1:13.72 [6] (0:12.67)	1:01.05 [7] (0:12.55)	0:48.50 [7] (0:12.29)	0:36.21 [7] (0:12.17)	0:24.04 [7] (0:11.60)	0:12.44 [6] (0:12.44)
Average Speed [km/h]	52.3	58.8	52.2	54.2	57.0	57.7	59.6	60.8	62.2	57.8
Top Speed [km/h]	64.1	63.5	55.4	57.3	57.9	59.3	60.9	63.1	63.1	61.4
Avg. Dist. to Rail [m]	1.8	1.4	1.0	1.0	2.1	1.9	3.8	4.3	2.5	2.3
Avg. Stride Freq. [Hz]	2.3	2.3	2.1	2.2	2.2	2.2	2.3	2.3	2.3	2.3
Avg. Stride Length [m]	6.3	7.1	6.8	6.9	7.2	7.3	7.3	7.3	7.4	7.0



- [] Ranking at each section and finish
- .-.- No data available at this section
- NA No data available



Horse/Jockey Name	Wayfarer's Way
Final Rank	6
Fastest Section Time (Section)	0:11.87 (600m)
Top Speed [km/h] (Section)	64.5 (Overall)
Race State	Finished



Doomben QLD Professional
Race 4: U&U RECRUITMENT BENCHMARK 65 Handicap - 2050m

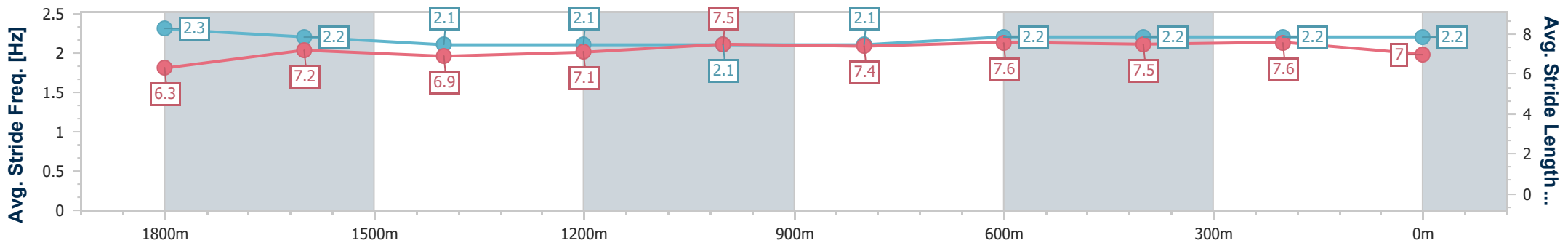
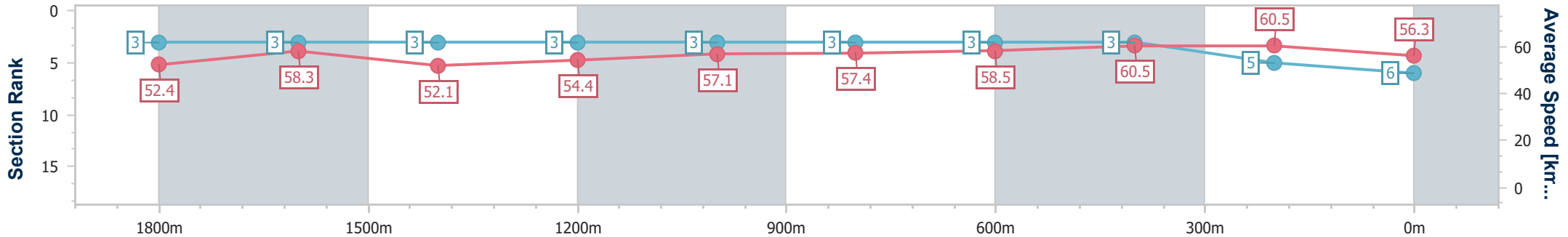
13 November 2024 - 15:39

Track Rating: Soft 5, Weather: Overcast, Rail Position: +8m Entire



BRISBANE RACING CLUB

Section	Overall	1800m	1600m	1400m	1200m	1000m	800m	600m	400m	200m
Section Times	2:10.17 [6] (0:17.15)	1:53.02 [3] (0:12.15)	1:40.87 [3] (0:13.65)	1:27.22 [3] (0:13.18)	1:14.04 [3] (0:12.57)	1:01.47 [3] (0:12.59)	0:48.88 [3] (0:12.34)	0:36.54 [3] (0:11.87)	0:24.67 [3] (0:11.88)	0:12.79 [5] (0:12.79)
Average Speed [km/h]	52.4	58.3	52.1	54.4	57.1	57.4	58.5	60.5	60.5	56.3
Top Speed [km/h]	64.5	62.7	54.9	58.2	58.2	58.3	60.6	60.8	61.6	59.4
Avg. Dist. to Rail [m]	3.1	3.1	3.1	1.0	0.5	1.0	0.6	0.9	1.3	0.5
Avg. Stride Freq. [Hz]	2.3	2.2	2.1	2.1	2.1	2.1	2.2	2.2	2.2	2.2
Avg. Stride Length [m]	6.3	7.2	6.9	7.1	7.5	7.4	7.6	7.5	7.6	7.0



- [] Ranking at each section and finish
- .-.- No data available at this section
- NA No data available



Horse/Jockey Name	Sokudo
Final Rank	7
Fastest Section Time (Section)	0:11.85 (400m)
Top Speed [km/h] (Section)	62.6 (400m)
Race State	Finished



Doomben QLD Professional
Race 4: U&U RECRUITMENT BENCHMARK 65 Handicap - 2050m

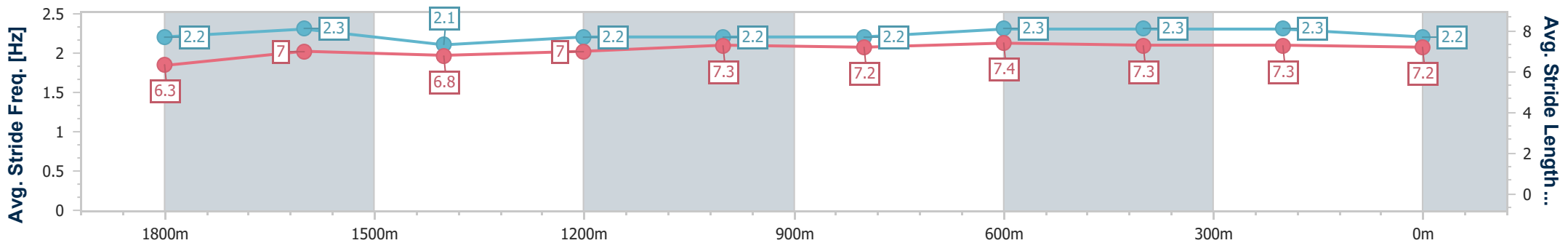
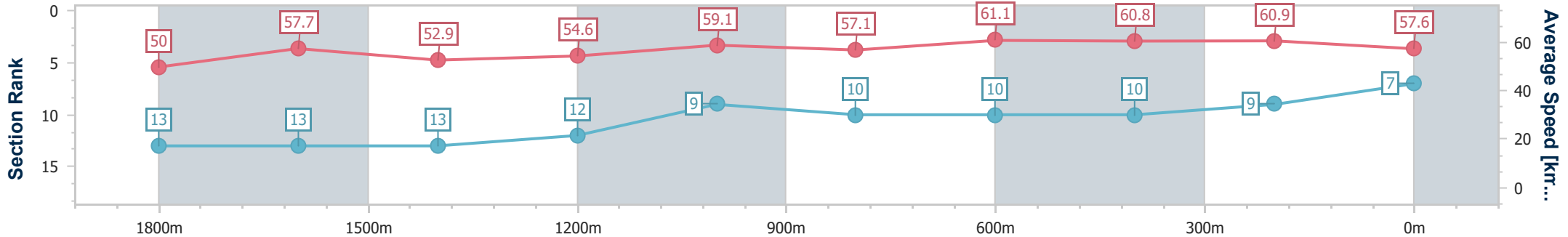
13 November 2024 - 15:39

Track Rating: Soft 5, Weather: Overcast, Rail Position: +8m Entire



BRISBANE
RACING CLUB

Section	Overall	1800m	1600m	1400m	1200m	1000m	800m	600m	400m	200m
Section Times	2:10.51 [7] (0:17.98)	1:52.53 [13] (0:12.41)	1:40.12 [13] (0:13.55)	1:26.57 [13] (0:13.15)	1:13.42 [12] (0:12.20)	1:01.22 [9] (0:12.74)	0:48.48 [10] (0:12.06)	0:36.42 [10] (0:12.11)	0:24.31 [10] (0:11.85)	0:12.46 [9] (0:12.46)
Average Speed [km/h]	50.0	57.7	52.9	54.6	59.1	57.1	61.1	60.8	60.9	57.6
Top Speed [km/h]	62.4	60.6	55.0	57.2	60.5	59.4	62.0	62.0	62.6	60.8
Avg. Dist. to Rail [m]	2.6	1.0	1.8	0.8	2.1	3.6	4.5	3.9	1.4	0.4
Avg. Stride Freq. [Hz]	2.2	2.3	2.1	2.2	2.2	2.2	2.3	2.3	2.3	2.2
Avg. Stride Length [m]	6.3	7.0	6.8	7.0	7.3	7.2	7.4	7.3	7.3	7.2



- [] Ranking at each section and finish
- .-.- No data available at this section
- NA No data available



Horse/Jockey Name	Sly Corner
Final Rank	8
Fastest Section Time (Section)	0:11.79 (400m)
Top Speed [km/h] (Section)	66.1 (Overall)
Race State	Finished



Doomben QLD Professional
Race 4: U&U RECRUITMENT BENCHMARK 65 Handicap - 2050m

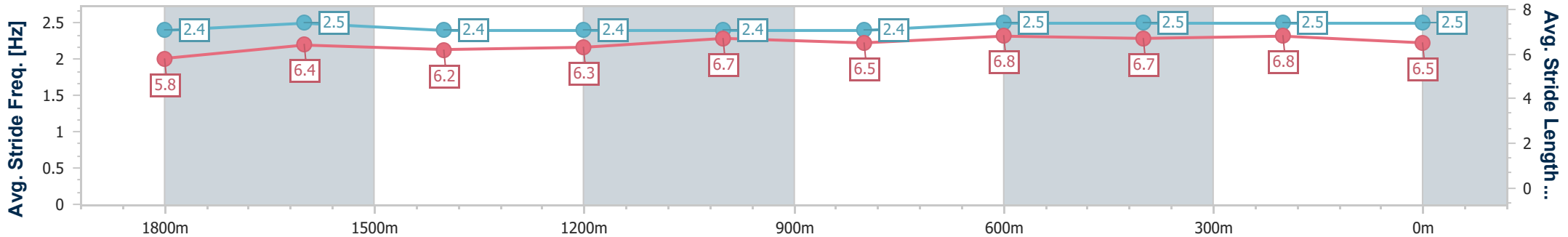
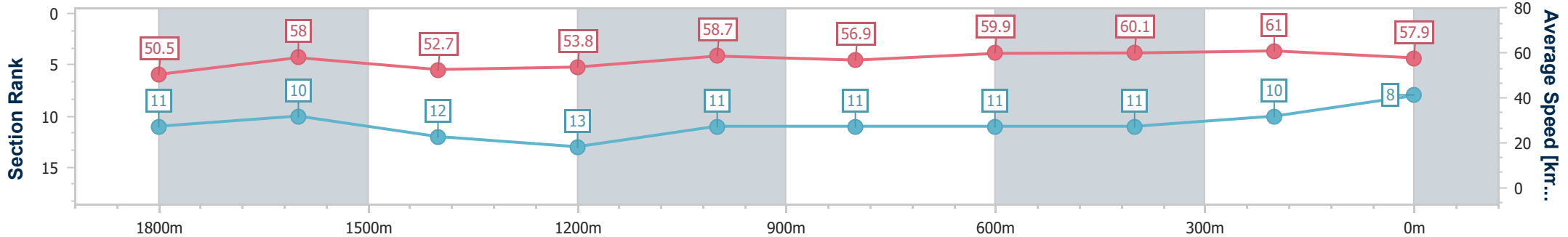
13 November 2024 - 15:39

Track Rating: Soft 5, Weather: Overcast, Rail Position: +8m Entire



BRISBANE
RACING CLUB

Section	Overall	1800m	1600m	1400m	1200m	1000m	800m	600m	400m	200m
Section Times	2:10.53 [8] (0:17.84)	1:52.69 [11] (0:12.24)	1:40.45 [10] (0:13.69)	1:26.76 [12] (0:13.44)	1:13.32 [13] (0:12.24)	1:01.08 [11] (0:12.68)	0:48.40 [11] (0:12.12)	0:36.28 [11] (0:12.05)	0:24.23 [11] (0:11.79)	0:12.44 [10] (0:12.44)
Average Speed [km/h]	50.5	58.0	52.7	53.8	58.7	56.9	59.9	60.1	61.0	57.9
Top Speed [km/h]	66.1	64.8	55.1	59.0	60.6	57.9	61.8	61.2	62.4	60.3
Avg. Dist. to Rail [m]	4.3	2.1	0.5	0.7	0.7	0.4	2.1	0.8	0.7	1.6
Avg. Stride Freq. [Hz]	2.4	2.5	2.4	2.4	2.4	2.4	2.5	2.5	2.5	2.5
Avg. Stride Length [m]	5.8	6.4	6.2	6.3	6.7	6.5	6.8	6.7	6.8	6.5



- [] Ranking at each section and finish
- .-.- No data available at this section
- NA No data available



Horse/Jockey Name	Devocean
Final Rank	9
Fastest Section Time (Section)	0:12.01 (600m)
Top Speed [km/h] (Section)	65.7 (Overall)
Race State	Finished



Doomben QLD Professional
Race 4: U&U RECRUITMENT BENCHMARK 65 Handicap - 2050m

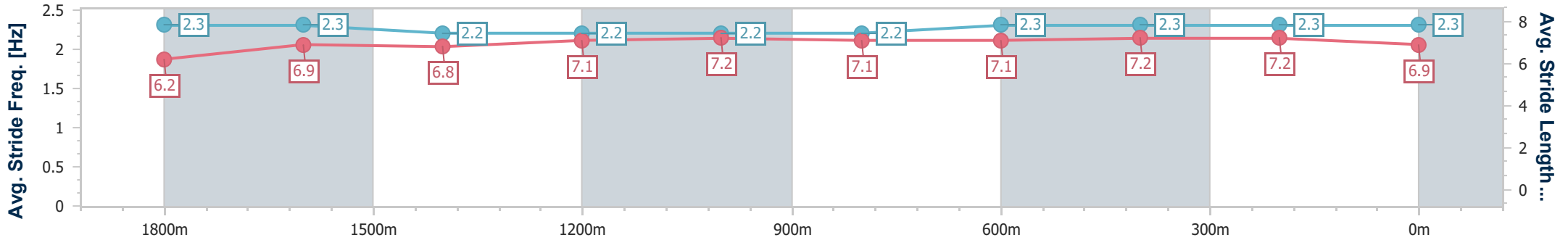
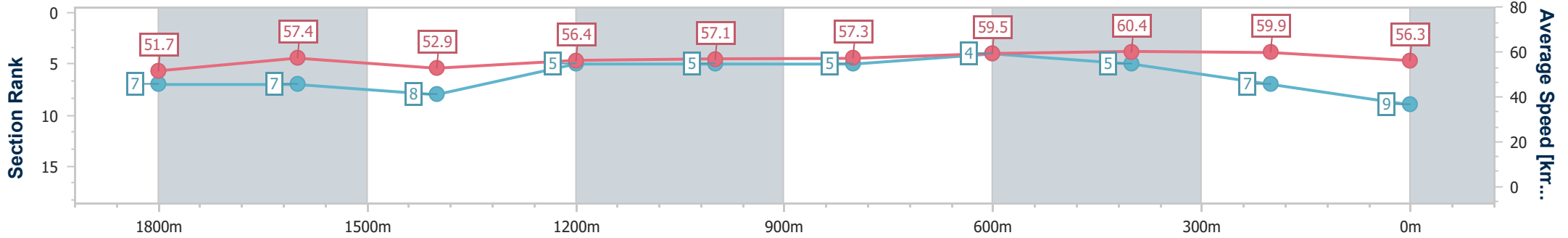
13 November 2024 - 15:39

Track Rating: Soft 5, Weather: Overcast, Rail Position: +8m Entire



BRISBANE
RACING CLUB

Section	Overall	1800m	1600m	1400m	1200m	1000m	800m	600m	400m	200m
Section Times	2:10.59 [9] (0:17.42)	1:53.17 [7] (0:12.40)	1:40.77 [7] (0:13.52)	1:27.25 [8] (0:12.87)	1:14.38 [5] (0:12.63)	1:01.75 [5] (0:12.65)	0:49.10 [5] (0:12.26)	0:36.84 [4] (0:12.01)	0:24.83 [5] (0:12.07)	0:12.76 [7] (0:12.76)
Average Speed [km/h]	51.7	57.4	52.9	56.4	57.1	57.3	59.5	60.4	59.9	56.3
Top Speed [km/h]	65.7	61.9	55.1	57.3	57.6	59.5	61.1	61.1	61.0	59.2
Avg. Dist. to Rail [m]	3.8	1.6	1.4	1.1	2.3	2.8	2.5	1.9	1.6	1.6
Avg. Stride Freq. [Hz]	2.3	2.3	2.2	2.2	2.2	2.2	2.3	2.3	2.3	2.3
Avg. Stride Length [m]	6.2	6.9	6.8	7.1	7.2	7.1	7.1	7.2	7.2	6.9



- [] Ranking at each section and finish
- .-.- No data available at this section
- NA No data available



Horse/Jockey Name	Smooth Torque
Final Rank	10
Fastest Section Time (Section)	0:11.77 (400m)
Top Speed [km/h] (Section)	64.1 (Overall)
Race State	Finished



Doomben QLD Professional
Race 4: U&U RECRUITMENT BENCHMARK 65 Handicap - 2050m

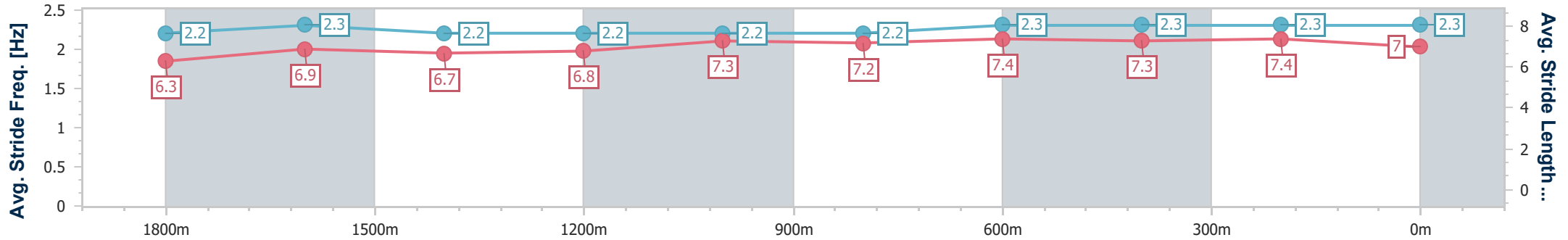
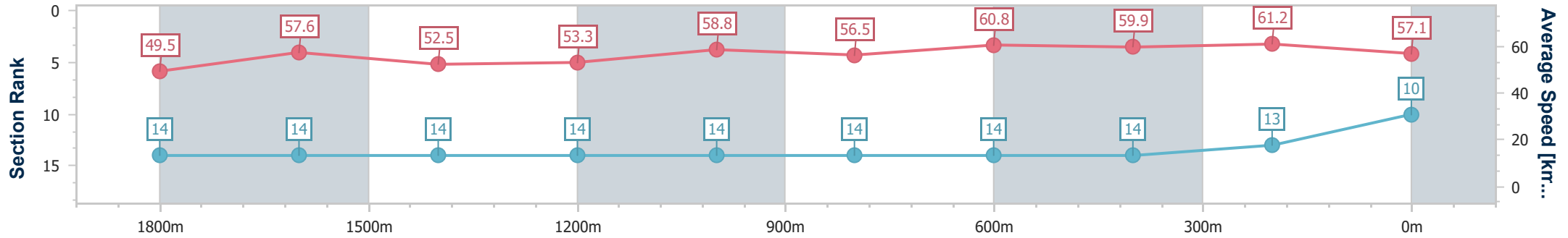
13 November 2024 - 15:39

Track Rating: Soft 5, Weather: Overcast, Rail Position: +8m Entire



BRISBANE
RACING CLUB

Section	Overall	1800m	1600m	1400m	1200m	1000m	800m	600m	400m	200m
Section Times	2:10.92 [10] (0:18.22)	1:52.70 [14] (0:12.27)	1:40.43 [14] (0:13.63)	1:26.80 [14] (0:13.46)	1:13.34 [14] (0:12.25)	1:01.09 [14] (0:12.79)	0:48.30 [14] (0:11.93)	0:36.37 [14] (0:12.01)	0:24.36 [14] (0:11.77)	0:12.59 [13] (0:12.59)
Average Speed [km/h]	49.5	57.6	52.5	53.3	58.8	56.5	60.8	59.9	61.2	57.1
Top Speed [km/h]	64.1	62.3	54.8	55.7	60.4	58.7	62.7	61.6	62.1	59.6
Avg. Dist. to Rail [m]	4.8	2.5	1.8	0.7	0.6	1.4	1.0	0.7	0.8	0.8
Avg. Stride Freq. [Hz]	2.2	2.3	2.2	2.2	2.2	2.2	2.3	2.3	2.3	2.3
Avg. Stride Length [m]	6.3	6.9	6.7	6.8	7.3	7.2	7.4	7.3	7.4	7.0



- [] Ranking at each section and finish
- .-.- No data available at this section
- NA No data available



Horse/Jockey Name	Giddy Gan's Joy
Final Rank	11
Fastest Section Time (Section)	0:11.85 (400m)
Top Speed [km/h] (Section)	63.4 (Overall)
Race State	Finished



Doomben QLD Professional
Race 4: U&U RECRUITMENT BENCHMARK 65 Handicap - 2050m

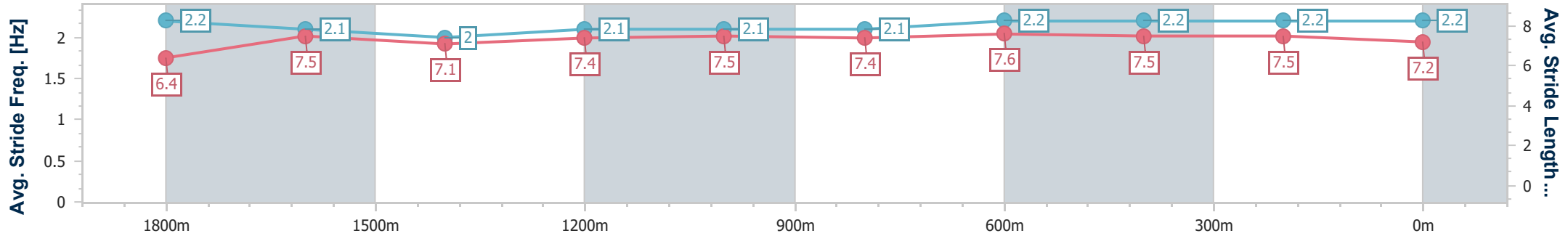
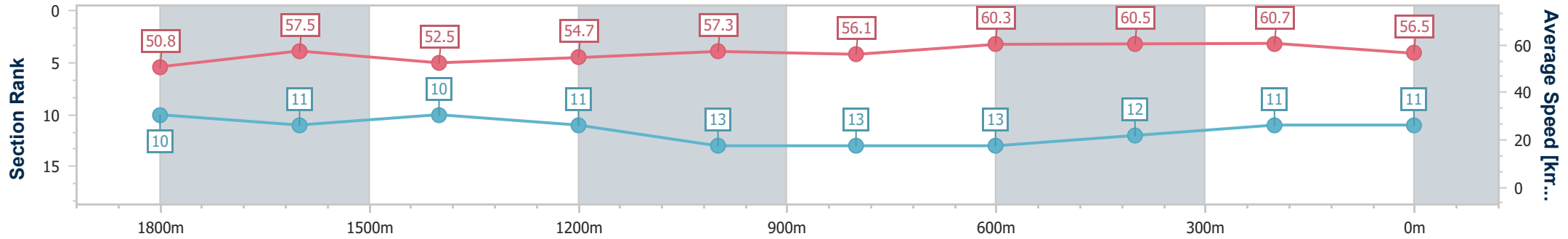


BRISBANE
RACING CLUB

13 November 2024 - 15:39

Track Rating: Soft 5, Weather: Overcast, Rail Position: +8m Entire

Section	Overall	1800m	1600m	1400m	1200m	1000m	800m	600m	400m	200m
Section Times	2:10.94 [11] (0:17.73)	1:53.21 [10] (0:12.39)	1:40.82 [11] (0:13.62)	1:27.20 [10] (0:13.27)	1:13.93 [11] (0:12.58)	1:01.35 [13] (0:12.83)	0:48.52 [13] (0:12.06)	0:36.46 [13] (0:11.89)	0:24.57 [12] (0:11.85)	0:12.72 [11] (0:12.72)
Average Speed [km/h]	50.8	57.5	52.5	54.7	57.3	56.1	60.3	60.5	60.7	56.5
Top Speed [km/h]	63.4	61.5	54.5	57.4	58.2	57.8	62.0	61.9	61.9	58.9
Avg. Dist. to Rail [m]	1.7	1.8	1.0	0.9	1.1	1.4	0.9	0.5	0.5	1.5
Avg. Stride Freq. [Hz]	2.2	2.1	2.0	2.1	2.1	2.1	2.2	2.2	2.2	2.2
Avg. Stride Length [m]	6.4	7.5	7.1	7.4	7.5	7.4	7.6	7.5	7.5	7.2



- [] Ranking at each section and finish
- .-.- No data available at this section
- NA No data available



Horse/Jockey Name	Rhodes
Final Rank	12
Fastest Section Time (Section)	0:11.93 (400m)
Top Speed [km/h] (Section)	65.3 (Overall)
Race State	Finished



Doomben QLD Professional
Race 4: U&U RECRUITMENT BENCHMARK 65 Handicap - 2050m

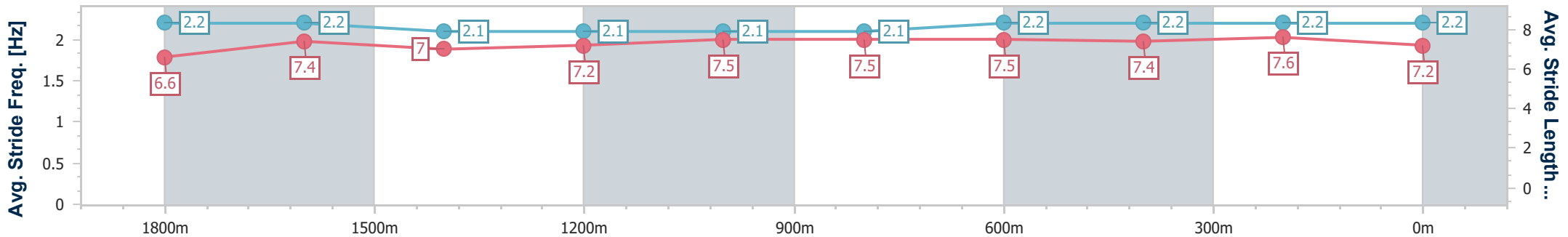
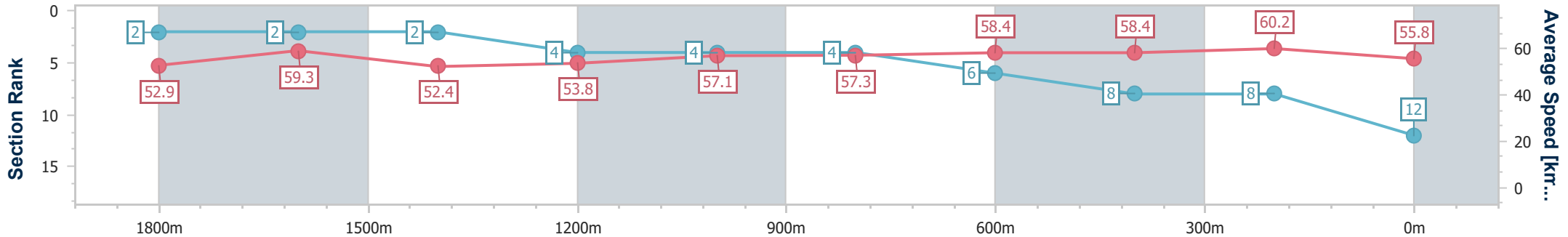


13 November 2024 - 15:39

BRISBANE RACING CLUB

Track Rating: Soft 5, Weather: Overcast, Rail Position: +8m Entire

Section	Overall	1800m	1600m	1400m	1200m	1000m	800m	600m	400m	200m
Section Times	2:10.95 [12] (0:17.03)	1:53.92 [2] (0:12.04)	1:41.88 [2] (0:13.69)	1:28.19 [2] (0:13.38)	1:14.81 [4] (0:12.66)	1:02.15 [4] (0:12.61)	0:49.54 [4] (0:12.42)	0:37.12 [6] (0:12.29)	0:24.83 [8] (0:11.93)	0:12.90 [8] (0:12.90)
Average Speed [km/h]	52.9	59.3	52.4	53.8	57.1	57.3	58.4	58.4	60.2	55.8
Top Speed [km/h]	65.3	64.7	54.7	56.3	57.7	59.0	59.3	59.3	61.3	59.4
Avg. Dist. to Rail [m]	4.0	1.6	1.0	0.7	1.0	1.5	1.0	0.8	0.6	0.3
Avg. Stride Freq. [Hz]	2.2	2.2	2.1	2.1	2.1	2.1	2.2	2.2	2.2	2.2
Avg. Stride Length [m]	6.6	7.4	7.0	7.2	7.5	7.5	7.5	7.4	7.6	7.2



- [] Ranking at each section and finish
- .-.- No data available at this section
- NA No data available



Horse/Jockey Name	Contreras
Final Rank	13
Fastest Section Time (Section)	0:11.89 (400m)
Top Speed [km/h] (Section)	63.5 (Overall)
Race State	Finished



Doomben QLD Professional
Race 4: U&U RECRUITMENT BENCHMARK 65 Handicap - 2050m

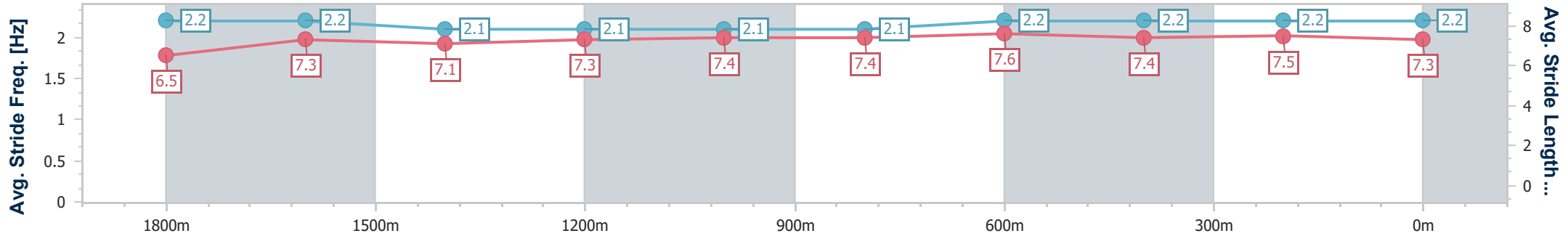
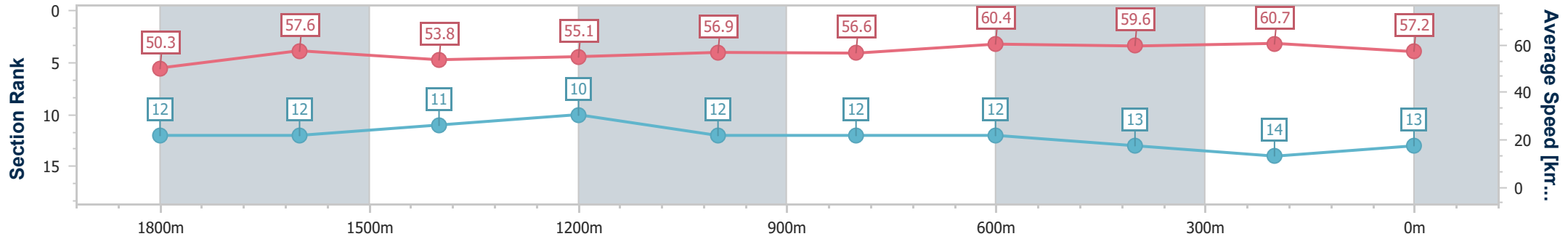


BRISBANE RACING CLUB

13 November 2024 - 15:39

Track Rating: Soft 5, Weather: Overcast, Rail Position: +8m Entire

Section	Overall	1800m	1600m	1400m	1200m	1000m	800m	600m	400m	200m
Section Times	2:10.99 [13] (0:17.89)	1:53.10 [12] (0:12.44)	1:40.66 [12] (0:13.41)	1:27.25 [11] (0:13.16)	1:14.09 [10] (0:12.62)	1:01.47 [12] (0:12.78)	0:48.69 [12] (0:12.07)	0:36.62 [12] (0:12.14)	0:24.48 [13] (0:11.89)	0:12.59 [14] (0:12.59)
Average Speed [km/h]	50.3	57.6	53.8	55.1	56.9	56.6	60.4	59.6	60.7	57.2
Top Speed [km/h]	63.5	60.8	55.7	57.4	57.6	58.9	60.9	60.8	61.7	60.5
Avg. Dist. to Rail [m]	4.8	0.5	0.5	1.2	2.1	2.1	1.8	1.4	2.0	2.8
Avg. Stride Freq. [Hz]	2.2	2.2	2.1	2.1	2.1	2.1	2.2	2.2	2.2	2.2
Avg. Stride Length [m]	6.5	7.3	7.1	7.3	7.4	7.4	7.6	7.4	7.5	7.3



- [] Ranking at each section and finish
- .-.- No data available at this section
- NA No data available



Horse/Jockey Name	Hatasu
Final Rank	14
Fastest Section Time (Section)	0:12.03 (400m)
Top Speed [km/h] (Section)	65.5 (Overall)
Race State	Finished



Doomben QLD Professional
Race 4: U&U RECRUITMENT BENCHMARK 65 Handicap - 2050m

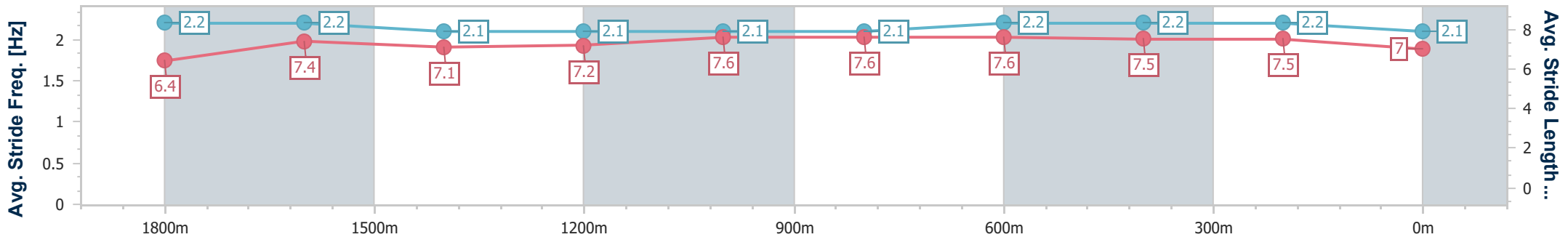
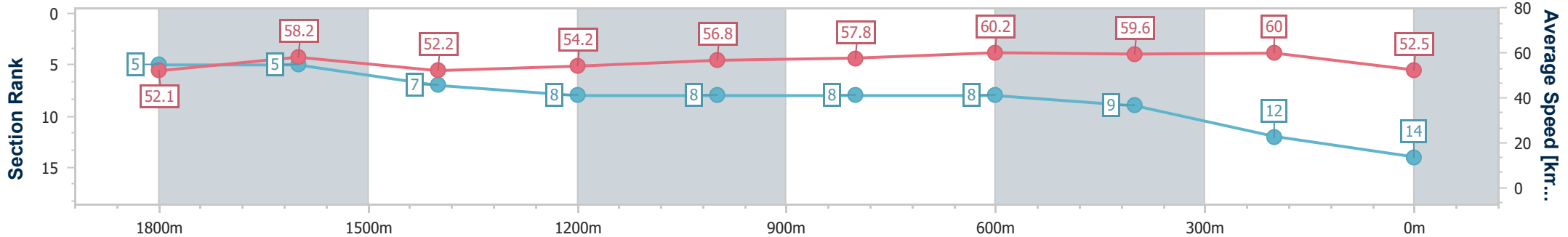
13 November 2024 - 15:39

Track Rating: Soft 5, Weather: Overcast, Rail Position: +8m Entire



BRISBANE
RACING CLUB

Section	Overall	1800m	1600m	1400m	1200m	1000m	800m	600m	400m	200m
Section Times	2:11.96 [14] (0:17.31)	1:54.65 [5] (0:12.25)	1:42.40 [5] (0:13.73)	1:28.67 [7] (0:13.31)	1:15.36 [8] (0:12.68)	1:02.68 [8] (0:12.57)	0:50.11 [8] (0:12.14)	0:37.97 [8] (0:12.21)	0:25.76 [9] (0:12.03)	0:13.73 [12] (0:13.73)
Average Speed [km/h]	52.1	58.2	52.2	54.2	56.8	57.8	60.2	59.6	60.0	52.5
Top Speed [km/h]	65.5	62.3	55.8	58.0	57.7	60.3	61.0	61.0	60.7	58.6
Avg. Dist. to Rail [m]	7.4	1.3	1.0	0.8	1.6	2.3	3.1	2.3	1.7	2.8
Avg. Stride Freq. [Hz]	2.2	2.2	2.1	2.1	2.1	2.1	2.2	2.2	2.2	2.1
Avg. Stride Length [m]	6.4	7.4	7.1	7.2	7.6	7.6	7.6	7.5	7.5	7.0



- [] Ranking at each section and finish
- .-.- No data available at this section
- NA No data available



Doomben QLD Professional

Race 5: XXXX GOLD BENCHMARK 65 Handicap - 1200m

13 November 2024 - 16:14



BRISBANE
RACING CLUB

Track Rating: Soft 5, Weather: Overcast, Rail Position: +8m Entire

Section												Last 600m	
Field Times		Overall	1000m	800m	600m	400m	200m						0:34.61
		1:11.33 (0:13.37)	0:57.96 (0:11.44)	0:46.52 (0:11.91)	0:34.61 (0:11.78)	0:22.83 (0:11.17)	0:11.66 (0:11.66)						
Rank	TAB Horse/Jockey	Barrier	Top Speed [km/h]	Fastest Section								Margin	Distance Travelled [m]
1	13 SULTRY SIREN Bailey Wheeler	7	67.2 400m	0:10.82 400m	1:11.33 [1] (0:13.90)	0:57.43 [5] (0:11.62)	0:45.81 [6] (0:11.95)	0:33.86 [6] (0:11.64)	0:22.22 [6] (0:10.82)	0:11.40 [4] (0:11.40)	1:11.33	0:33.86	
2	9 FLYWHEEL Noel Callow	3	66.1 400m	0:11.19 400m	1:11.52 [2] (0:13.71)	0:57.81 [4] (0:11.53)	0:46.28 [4] (0:11.83)	0:34.45 [3] (0:11.68)	0:22.77 [3] (0:11.19)	0:11.58 [5] (0:11.58)	1.14L	0:34.45	+0
3	1 HYDROELECTRIC Emily Lang	4	66.0 400m	0:11.17 400m	1:11.59 [3] (0:13.37)	0:58.22 [1] (0:11.44)	0:46.78 [1] (0:11.91)	0:34.87 [1] (0:11.78)	0:23.09 [1] (0:11.17)	0:11.92 [1] (0:11.92)	1.54L	0:34.87	+0
4	2 TELLEZ Cody Collis	1	66.2 400m	0:11.07 400m	1:11.74 [4] (0:13.60)	0:58.14 [3] (0:11.55)	0:46.59 [3] (0:11.96)	0:34.63 [4] (0:11.74)	0:22.89 [4] (0:11.07)	0:11.82 [2] (0:11.82)	2.45L	0:34.63	-4
5	12 KOZANI Martin Harley	5	65.3 Overall	0:11.22 400m	1:11.81 [5] (0:13.48)	0:58.33 [2] (0:11.51)	0:46.82 [2] (0:11.99)	0:34.83 [2] (0:11.72)	0:23.11 [2] (0:11.22)	0:11.89 [3] (0:11.89)	2.83L	0:34.83	+2
6	6 EXTESSIVE Andrew Mallyon	9	66.8 400m	0:10.95 400m	1:11.91 [6] (0:14.12)	0:57.79 [7] (0:11.45)	0:46.34 [7] (0:12.07)	0:34.27 [8] (0:11.71)	0:22.56 [8] (0:10.95)	0:11.61 [7] (0:11.61)	3.41L	0:34.27	+3
7	11 FEARLESS THINKING Damien Thornton	6	67.3 1000m	0:10.97 400m	1:12.04 [7] (0:14.04)	0:58.00 [6] (0:11.37)	0:46.63 [5] (0:11.91)	0:34.72 [5] (0:11.78)	0:22.94 [5] (0:10.97)	0:11.97 [6] (0:11.97)	4.18L	0:34.72	+1
8	7 ABOUT TO EXPLODE Angela Jones	10	67.5 400m	0:10.87 400m	1:12.10 [8] (0:14.42)	0:57.68 [10] (0:11.65)	0:46.03 [10] (0:11.77)	0:34.26 [9] (0:11.95)	0:22.31 [10] (0:10.87)	0:11.44 [9] (0:11.44)	4.55L	0:34.26	+2
9	10 MR TABASCO Courtney Bellamy	2	65.4 400m	0:11.18 400m	1:12.14 [9] (0:14.35)	0:57.79 [9] (0:11.44)	0:46.35 [8] (0:11.75)	0:34.60 [7] (0:11.74)	0:22.86 [7] (0:11.18)	0:11.68 [8] (0:11.68)	4.81L	0:34.60	-5
10	3 ZAHER Nikita Beriman	8	66.6 400m	0:10.98 400m	1:12.14 [10] (0:14.31)	0:57.83 [8] (0:11.60)	0:46.23 [9] (0:11.94)	0:34.29 [10] (0:11.85)	0:22.44 [9] (0:10.98)	0:11.46 [10] (0:11.46)	4.82L	0:34.29	+5

Scratched: Mio Sorrento (#4), Borrelli (#8), Port Erin (#5), Monte Drifter (#14)

[] Ranking at each section and finish
 -:-:- No data available at this section
 NA No data available

SCN Saddle cloth number
 DNF Did not finish
 DNT Did not track



Horse/Jockey Name	Sultry Siren
Final Rank	1
Fastest Section Time (Section)	0:10.82 (400m)
Top Speed [km/h] (Section)	67.2 (400m)
Race State	Finished



Doomben QLD Professional

Race 5: XXXX GOLD BENCHMARK 65 Handicap - 1200m

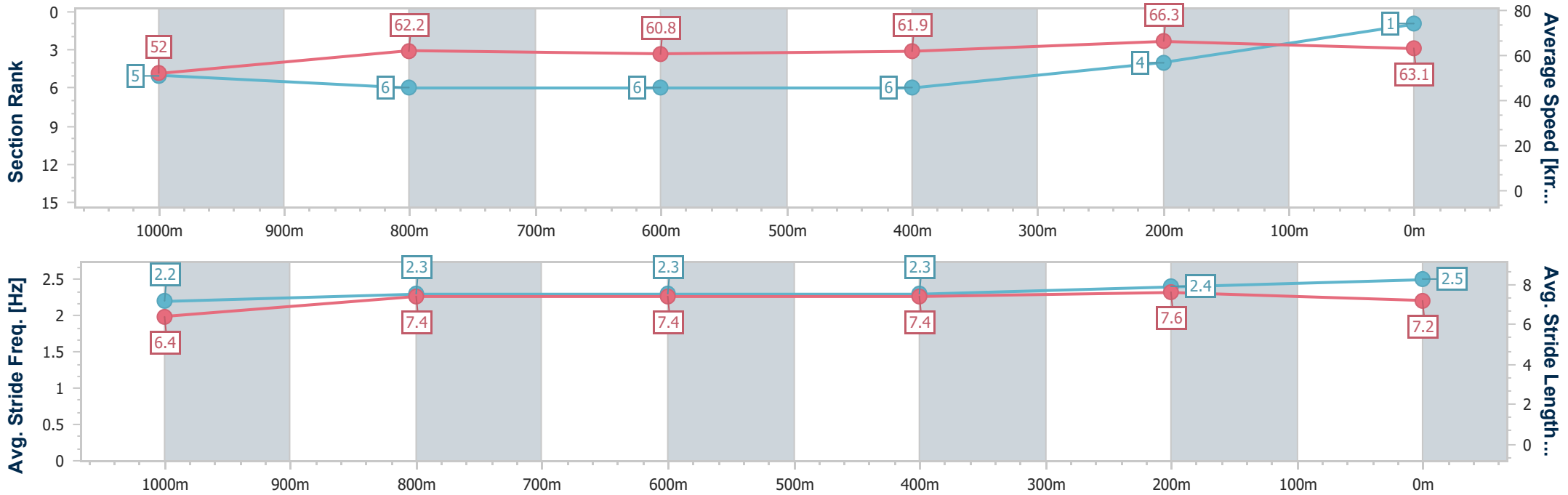
13 November 2024 - 16:14

Track Rating: Soft 5, Weather: Overcast, Rail Position: +8m Entire



BRISBANE RACING CLUB

Section	Overall	1000m	800m	600m	400m	200m
Section Times	1:11.33 [1] (0:13.90)	0:57.43 [5] (0:11.62)	0:45.81 [6] (0:11.95)	0:33.86 [6] (0:11.64)	0:22.22 [6] (0:10.82)	0:11.40 [4]
Average Speed [km/h]	52.0	62.2	60.8	61.9	66.3	63.1
Top Speed [km/h]	64.0	64.0	61.8	64.0	67.2	66.4
Avg. Dist. to Rail [m]	4.2	1.2	1.9	1.1	1.7	2.7
Avg. Stride Freq. [Hz]	2.2	2.3	2.3	2.3	2.4	2.5
Avg. Stride Length [m]	6.4	7.4	7.4	7.4	7.6	7.2



- [] Ranking at each section and finish
- .-.- No data available at this section
- NA No data available



Horse/Jockey Name	Flywheel
Final Rank	2
Fastest Section Time (Section)	0:11.19 (400m)
Top Speed [km/h] (Section)	66.1 (400m)
Race State	Finished



Doomben QLD Professional

Race 5: XXXX GOLD BENCHMARK 65 Handicap - 1200m

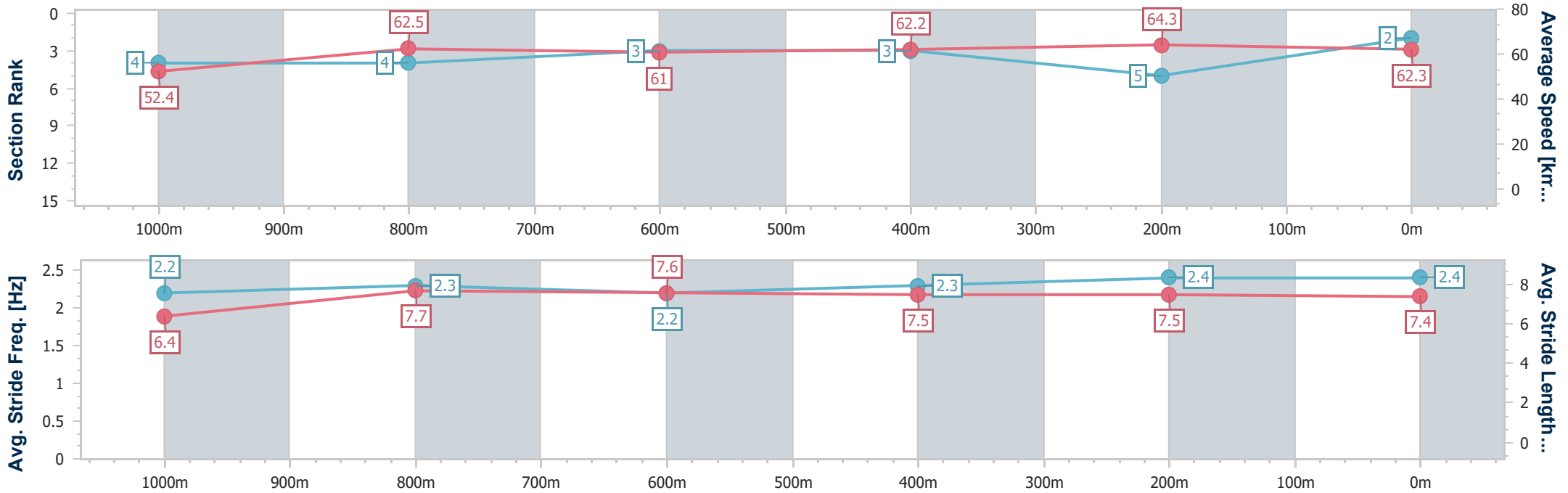
13 November 2024 - 16:14

Track Rating: Soft 5, Weather: Overcast, Rail Position: +8m Entire



BRISBANE RACING CLUB

Section	Overall	1000m	800m	600m	400m	200m
Section Times	1:11.52 [2] (0:13.71)	0:57.81 [4] (0:11.53)	0:46.28 [4] (0:11.83)	0:34.45 [3] (0:11.68)	0:22.77 [3] (0:11.19)	0:11.58 [5] (0:11.58)
Average Speed [km/h]	52.4	62.5	61.0	62.2	64.3	62.3
Top Speed [km/h]	63.9	64.4	61.6	64.8	66.1	65.5
Avg. Dist. to Rail [m]	1.1	0.2	0.2	1.6	2.2	1.9
Avg. Stride Freq. [Hz]	2.2	2.3	2.2	2.3	2.4	2.4
Avg. Stride Length [m]	6.4	7.7	7.6	7.5	7.5	7.4



- [] Ranking at each section and finish
- .-.- No data available at this section
- NA No data available



Horse/Jockey Name	Hydroelectric
Final Rank	3
Fastest Section Time (Section)	0:11.17 (400m)
Top Speed [km/h] (Section)	66.0 (400m)
Race State	Finished



Doomben QLD Professional

Race 5: XXXX GOLD BENCHMARK 65 Handicap - 1200m

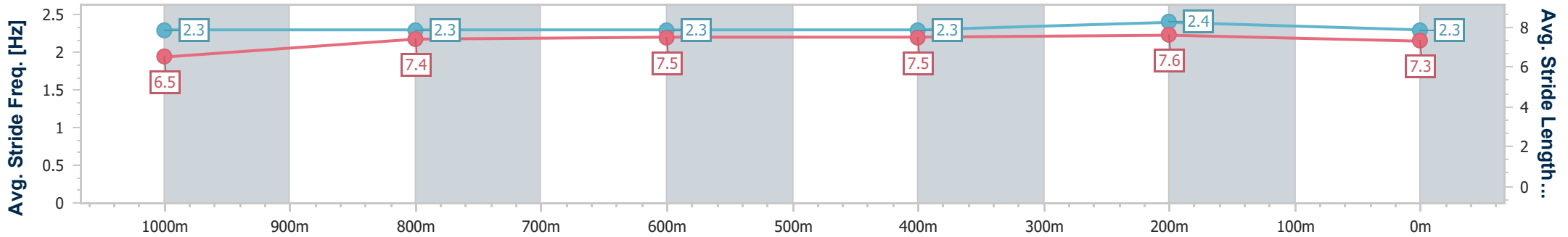
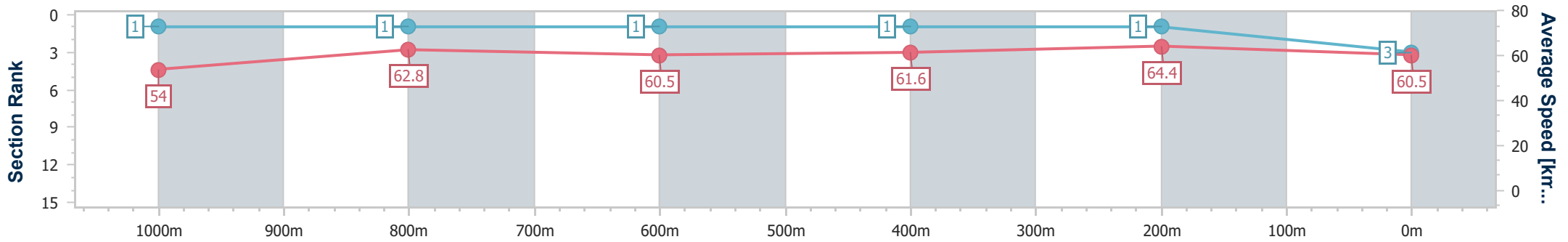
13 November 2024 - 16:14

Track Rating: Soft 5, Weather: Overcast, Rail Position: +8m Entire



BRISBANE RACING CLUB

Section	Overall	1000m	800m	600m	400m	200m
Section Times	1:11.59 [3] (0:13.37)	0:58.22 [1] (0:11.44)	0:46.78 [1] (0:11.91)	0:34.87 [1] (0:11.78)	0:23.09 [1] (0:11.17)	0:11.92 [1] (0:11.92)
Average Speed [km/h]	54.0	62.8	60.5	61.6	64.4	60.5
Top Speed [km/h]	65.3	65.7	62.1	62.6	66.0	64.1
Avg. Dist. to Rail [m]	2.2	0.4	0.2	0.9	0.3	0.7
Avg. Stride Freq. [Hz]	2.3	2.3	2.3	2.3	2.4	2.3
Avg. Stride Length [m]	6.5	7.4	7.5	7.5	7.6	7.3



- [] Ranking at each section and finish
- .-.- No data available at this section
- NA No data available



Horse/Jockey Name	Tellez
Final Rank	4
Fastest Section Time (Section)	0:11.07 (400m)
Top Speed [km/h] (Section)	66.2 (400m)
Race State	Finished



Doomben QLD Professional

Race 5: XXXX GOLD BENCHMARK 65 Handicap - 1200m

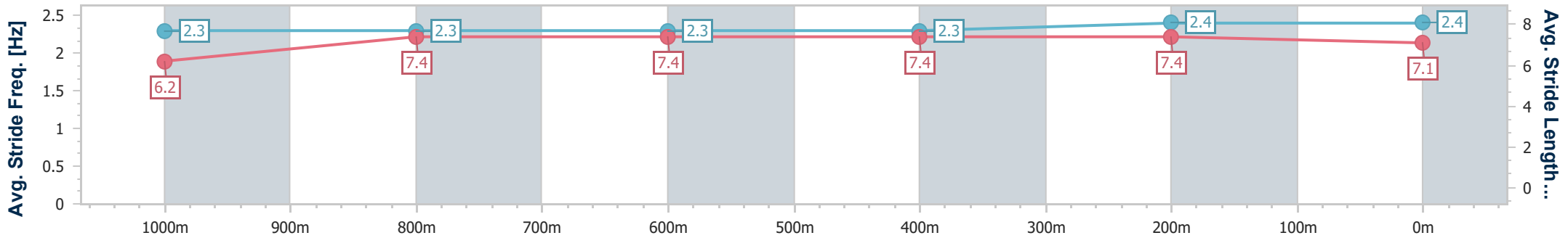
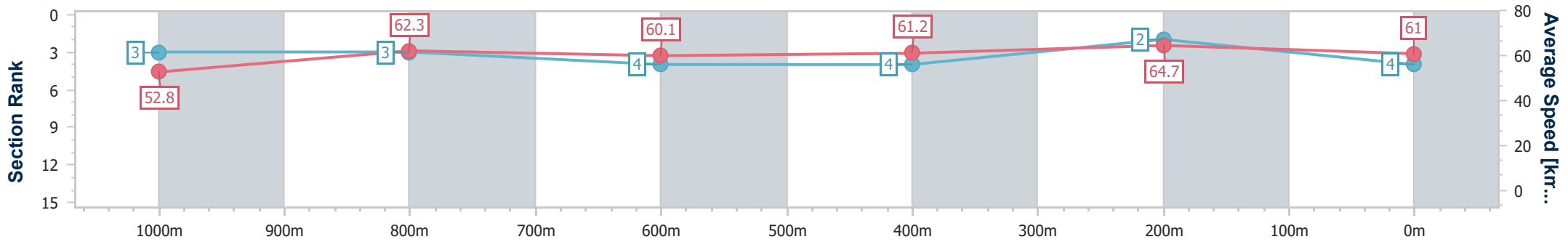
13 November 2024 - 16:14

Track Rating: Soft 5, Weather: Overcast, Rail Position: +8m Entire



BRISBANE RACING CLUB

Section	Overall	1000m	800m	600m	400m	200m
Section Times	1:11.74 [4] (0:13.60)	0:58.14 [3] (0:11.55)	0:46.59 [3] (0:11.96)	0:34.63 [4] (0:11.74)	0:22.89 [4] (0:11.07)	0:11.82 [2] (0:11.82)
Average Speed [km/h]	52.8	62.3	60.1	61.2	64.7	61.0
Top Speed [km/h]	65.4	66.1	61.7	62.4	66.2	63.5
Avg. Dist. to Rail [m]	0.6	0.4	0.3	0.5	1.9	1.7
Avg. Stride Freq. [Hz]	2.3	2.3	2.3	2.3	2.4	2.4
Avg. Stride Length [m]	6.2	7.4	7.4	7.4	7.4	7.1



- [] Ranking at each section and finish
- .-.- No data available at this section
- NA No data available



Horse/Jockey Name	Kozani
Final Rank	5
Fastest Section Time (Section)	0:11.22 (400m)
Top Speed [km/h] (Section)	65.3 (Overall)
Race State	Finished



Doomben QLD Professional

Race 5: XXXX GOLD BENCHMARK 65 Handicap - 1200m

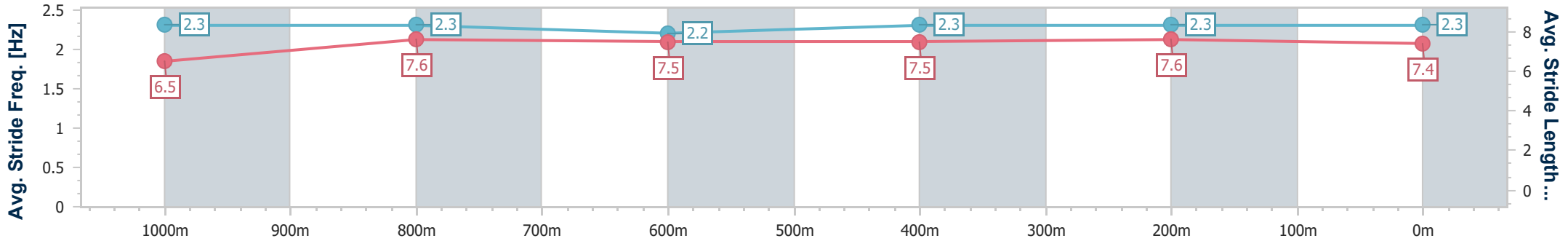
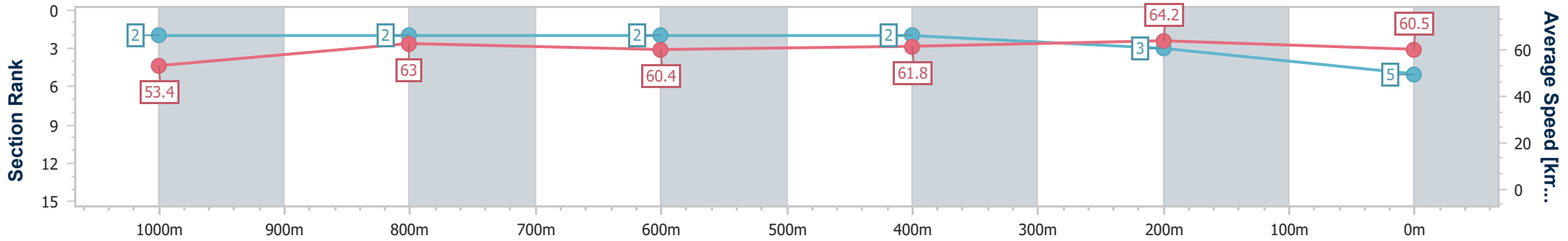
13 November 2024 - 16:14

Track Rating: Soft 5, Weather: Overcast, Rail Position: +8m Entire



BRISBANE RACING CLUB

Section	Overall	1000m	800m	600m	400m	200m
Section Times	1:11.81 [5] (0:13.48)	0:58.33 [2] (0:11.51)	0:46.82 [2] (0:11.99)	0:34.83 [2] (0:11.72)	0:23.11 [2] (0:11.22)	0:11.89 [3] (0:11.89)
Average Speed [km/h]	53.4	63.0	60.4	61.8	64.2	60.5
Top Speed [km/h]	65.3	64.1	62.5	63.4	65.2	63.7
Avg. Dist. to Rail [m]	3.9	1.6	1.4	1.7	0.6	0.6
Avg. Stride Freq. [Hz]	2.3	2.3	2.2	2.3	2.3	2.3
Avg. Stride Length [m]	6.5	7.6	7.5	7.5	7.6	7.4



- [] Ranking at each section and finish
- .-.- No data available at this section
- NA No data available



Horse/Jockey Name	Extensive
Final Rank	6
Fastest Section Time (Section)	0:10.95 (400m)
Top Speed [km/h] (Section)	66.8 (400m)
Race State	Finished



Doomben QLD Professional

Race 5: XXXX GOLD BENCHMARK 65 Handicap - 1200m

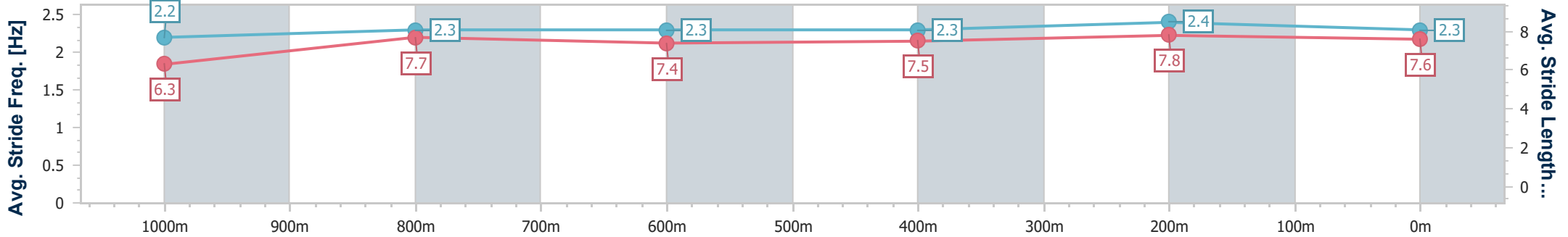
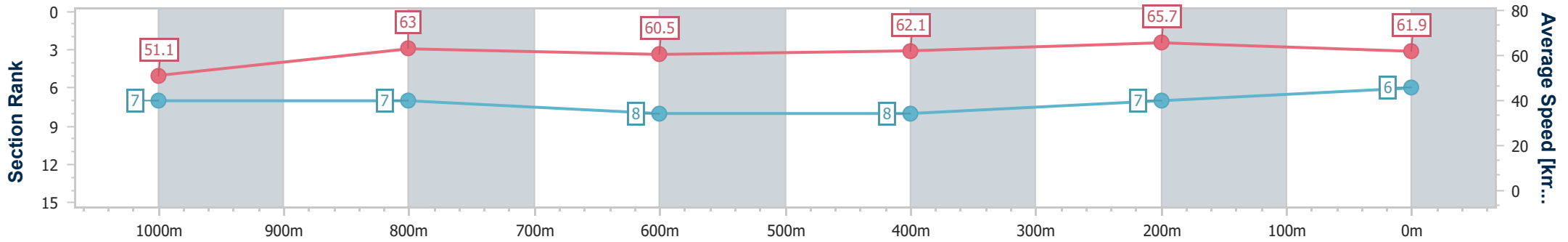
13 November 2024 - 16:14

Track Rating: Soft 5, Weather: Overcast, Rail Position: +8m Entire



BRISBANE RACING CLUB

Section	Overall	1000m	800m	600m	400m	200m
Section Times	1:11.91 [6] (0:14.12)	0:57.79 [7] (0:11.45)	0:46.34 [7] (0:12.07)	0:34.27 [8] (0:11.71)	0:22.56 [8] (0:10.95)	0:11.61 [7] (0:11.61)
Average Speed [km/h]	51.1	63.0	60.5	62.1	65.7	61.9
Top Speed [km/h]	65.0	65.2	62.6	64.1	66.8	65.1
Avg. Dist. to Rail [m]	5.4	0.8	2.8	1.9	1.3	1.7
Avg. Stride Freq. [Hz]	2.2	2.3	2.3	2.3	2.4	2.3
Avg. Stride Length [m]	6.3	7.7	7.4	7.5	7.8	7.6



- [] Ranking at each section and finish
- .-.- No data available at this section
- NA No data available



Horse/Jockey Name	Fearless Thinking
Final Rank	7
Fastest Section Time (Section)	0:10.97 (400m)
Top Speed [km/h] (Section)	67.3 (1000m)
Race State	Finished



Doomben QLD Professional

Race 5: XXXX GOLD BENCHMARK 65 Handicap - 1200m

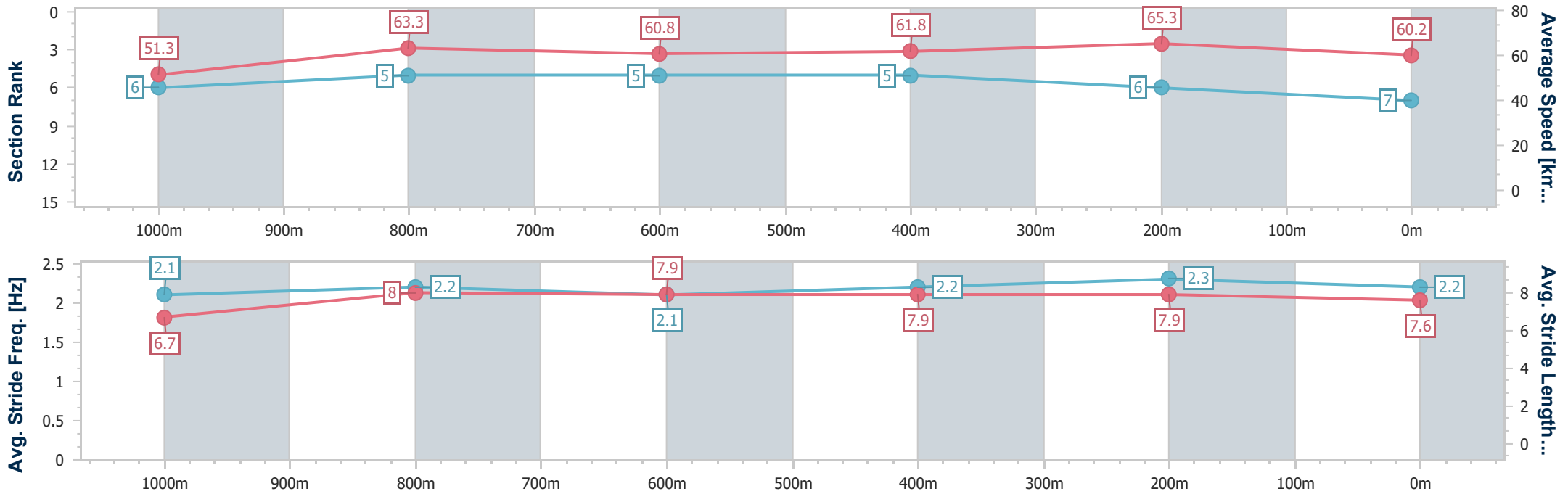
13 November 2024 - 16:14

Track Rating: Soft 5, Weather: Overcast, Rail Position: +8m Entire



BRISBANE RACING CLUB

Section	Overall	1000m	800m	600m	400m	200m
Section Times	1:12.04 [7] (0:14.04)	0:58.00 [6] (0:11.37)	0:46.63 [5] (0:11.91)	0:34.72 [5] (0:11.78)	0:22.94 [5] (0:10.97)	0:11.97 [6] (0:11.97)
Average Speed [km/h]	51.3	63.3	60.8	61.8	65.3	60.2
Top Speed [km/h]	64.3	67.3	62.0	64.5	66.3	63.7
Avg. Dist. to Rail [m]	3.1	0.5	1.2	1.9	1.3	0.5
Avg. Stride Freq. [Hz]	2.1	2.2	2.1	2.2	2.3	2.2
Avg. Stride Length [m]	6.7	8.0	7.9	7.9	7.9	7.6



- [] Ranking at each section and finish
- .-.- No data available at this section
- NA No data available



Horse/Jockey Name	About To Explode
Final Rank	8
Fastest Section Time (Section)	0:10.87 (400m)
Top Speed [km/h] (Section)	67.5 (400m)
Race State	Finished



Doomben QLD Professional

Race 5: XXXX GOLD BENCHMARK 65 Handicap - 1200m

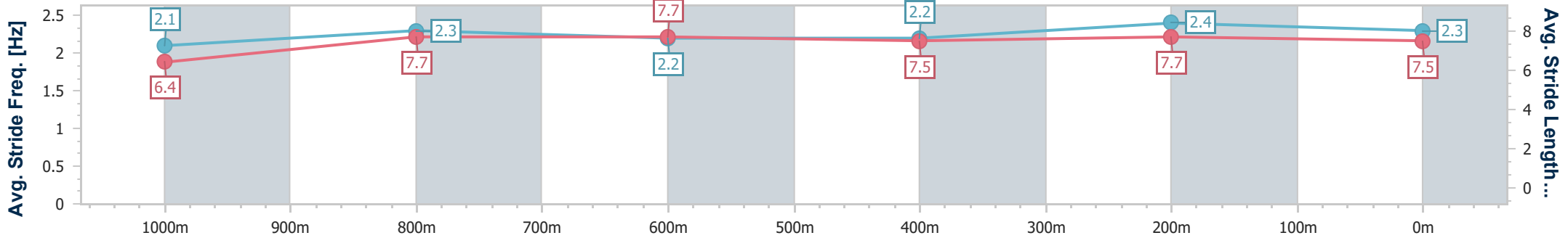
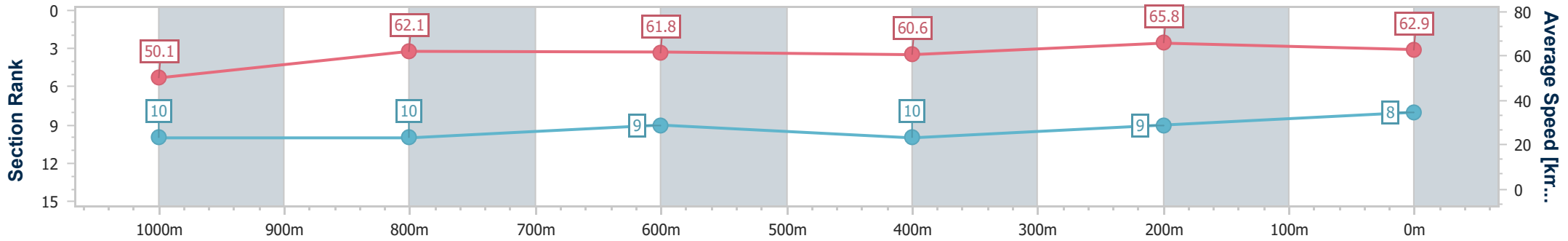
13 November 2024 - 16:14

Track Rating: Soft 5, Weather: Overcast, Rail Position: +8m Entire



BRISBANE RACING CLUB

Section	Overall	1000m	800m	600m	400m	200m
Section Times	1:12.10 [8] (0:14.42)	0:57.68 [10] (0:11.65)	0:46.03 [10] (0:11.77)	0:34.26 [9] (0:11.95)	0:22.31 [10] (0:10.87)	0:11.44 [9] (0:11.44)
Average Speed [km/h]	50.1	62.1	61.8	60.6	65.8	62.9
Top Speed [km/h]	64.4	64.4	63.7	62.2	67.5	66.1
Avg. Dist. to Rail [m]	5.2	2.7	1.9	1.2	1.5	1.9
Avg. Stride Freq. [Hz]	2.1	2.3	2.2	2.2	2.4	2.3
Avg. Stride Length [m]	6.4	7.7	7.7	7.5	7.7	7.5



- [] Ranking at each section and finish
- .-.-.- No data available at this section
- NA No data available



Horse/Jockey Name	Mr Tabasco
Final Rank	9
Fastest Section Time (Section)	0:11.18 (400m)
Top Speed [km/h] (Section)	65.4 (400m)
Race State	Finished



Doomben QLD Professional

Race 5: XXXX GOLD BENCHMARK 65 Handicap - 1200m

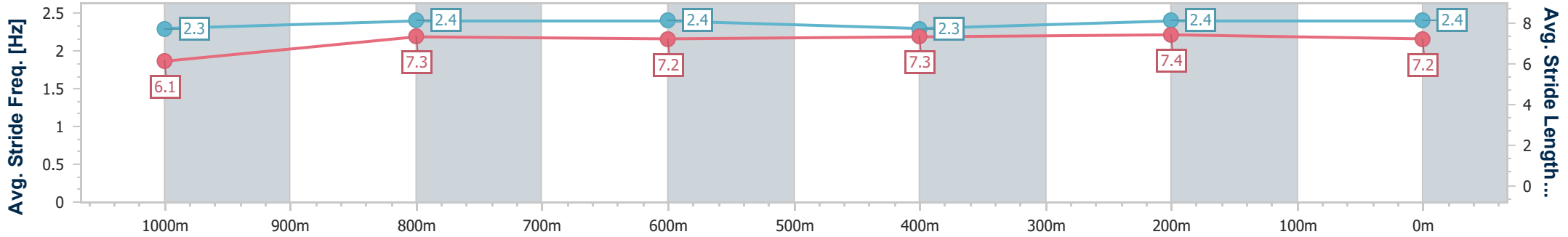
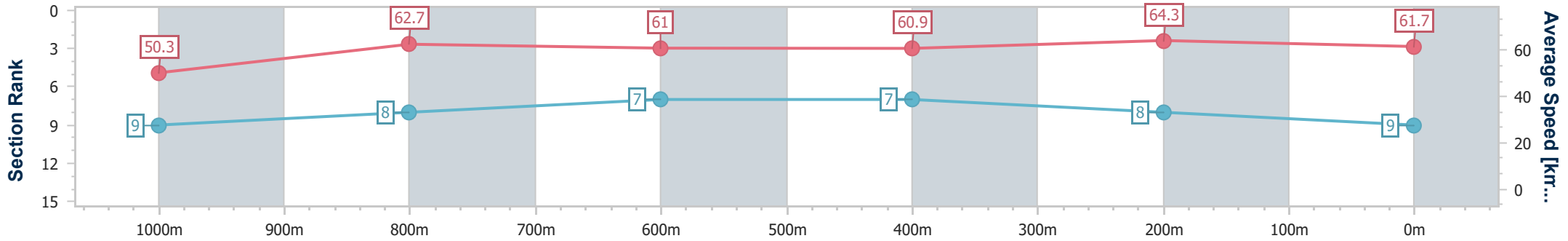
13 November 2024 - 16:14

Track Rating: Soft 5, Weather: Overcast, Rail Position: +8m Entire



BRISBANE RACING CLUB

Section	Overall	1000m	800m	600m	400m	200m
Section Times	1:12.14 [9] (0:14.35)	0:57.79 [9] (0:11.44)	0:46.35 [8] (0:11.75)	0:34.60 [7] (0:11.74)	0:22.86 [7] (0:11.18)	0:11.68 [8]
Average Speed [km/h]	50.3	62.7	61.0	60.9	64.3	61.7
Top Speed [km/h]	63.3	64.7	62.3	62.3	65.4	64.1
Avg. Dist. to Rail [m]	1.3	0.4	0.9	1.4	0.8	0.7
Avg. Stride Freq. [Hz]	2.3	2.4	2.4	2.3	2.4	2.4
Avg. Stride Length [m]	6.1	7.3	7.2	7.3	7.4	7.2



- [] Ranking at each section and finish
- .-.- No data available at this section
- NA No data available



Horse/Jockey Name	Zaher
Final Rank	10
Fastest Section Time (Section)	0:10.98 (400m)
Top Speed [km/h] (Section)	66.6 (400m)
Race State	Finished



Doomben QLD Professional

Race 5: XXXX GOLD BENCHMARK 65 Handicap - 1200m

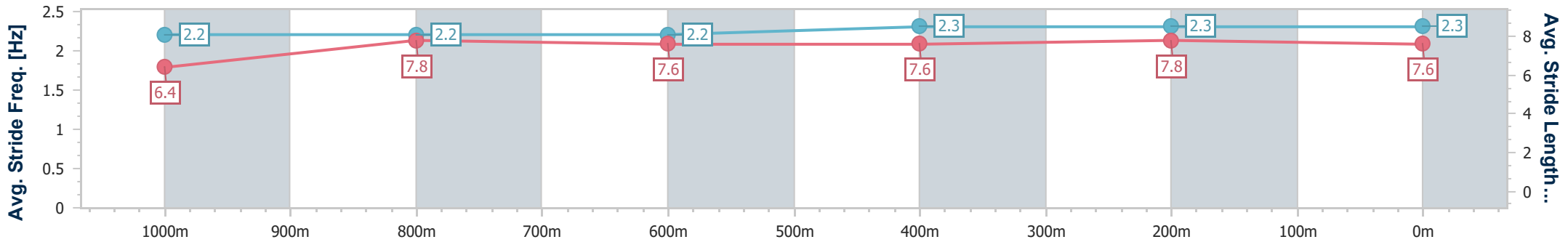
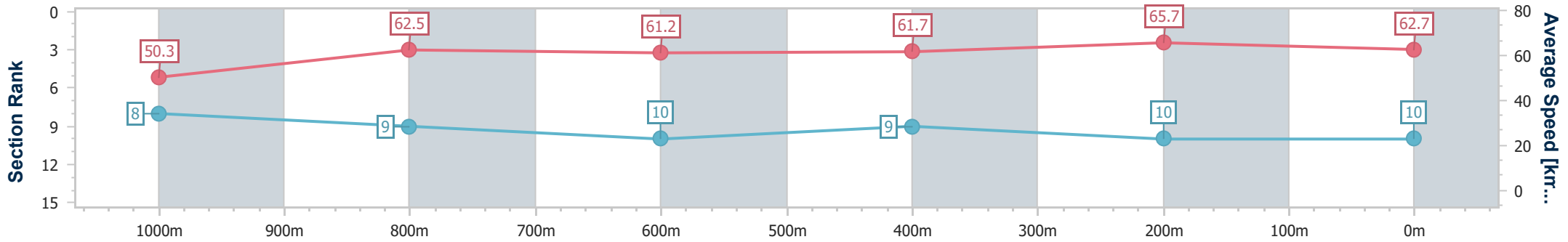
13 November 2024 - 16:14

Track Rating: Soft 5, Weather: Overcast, Rail Position: +8m Entire



BRISBANE RACING CLUB

Section	Overall	1000m	800m	600m	400m	200m
Section Times	1:12.14 [10] (0:14.31)	0:57.83 [8] (0:11.60)	0:46.23 [9] (0:11.94)	0:34.29 [10] (0:11.85)	0:22.44 [9] (0:10.98)	0:11.46 [10] (0:11.46)
Average Speed [km/h]	50.3	62.5	61.2	61.7	65.7	62.7
Top Speed [km/h]	63.9	64.2	62.5	64.0	66.6	65.1
Avg. Dist. to Rail [m]	3.0	1.6	3.2	2.4	1.9	5.0
Avg. Stride Freq. [Hz]	2.2	2.2	2.2	2.3	2.3	2.3
Avg. Stride Length [m]	6.4	7.8	7.6	7.6	7.8	7.6



- [] Ranking at each section and finish
- .-.- No data available at this section
- NA No data available



Doomben QLD Professional

Race 6: LADBROKES RACING CLUB Class 1 Handicap - 1350m

13 November 2024 - 16:49



BRISBANE
RACING CLUB

Track Rating: Soft 5, Weather: Overcast, Rail Position: +8m Entire

Section												Last 600m	
Field Times		Overall	1200m	1000m	800m	600m	400m						
		1:21.41 (0:10.63)	1:10.78 (0:10.69)	1:00.09 (0:11.38)	0:48.71 (0:11.92)	0:36.79 (0:12.15)	0:24.64 (0:11.94)						0:36.79
Rank	TAB	Horse/Jockey	Barrier	Top Speed [km/h]	Fastest Section	Overall	1200m	1000m	800m	600m	400m	Distance Travelled [m]	
1	9	ADORADEC Luke Dempsey	6	67.9 1200m	0:10.90 1200m	1:21.41 [1] (0:11.11)	1:10.30 [10] (0:10.90)	0:59.40 [9] (0:11.55)	0:47.85 [9] (0:11.96)	0:35.89 [10] (0:12.11)	0:23.78 [11] (0:11.67)	0:35.89	
2	5	PEACEFUL PRINCE Ron Stewart	3	65.7 Overall	0:11.01 Overall	1:21.91 [2] (0:11.01)	1:10.90 [9] (0:11.32)	0:59.58 [12] (0:11.48)	0:48.10 [12] (0:11.89)	0:36.21 [13] (0:12.06)	0:24.15 [12] (0:11.68)	0:36.21 +2	
3	14	SUNNY'S GIRL Courtney Bellamy	1	68.2 1200m	0:11.04 1200m	1:21.93 [3] (0:11.23)	1:10.70 [12] (0:11.04)	0:59.66 [11] (0:11.36)	0:48.30 [11] (0:11.93)	0:36.37 [11] (0:12.02)	0:24.35 [10] (0:11.86)	0:36.37 -5	
4	8	TO WISH Angela Jones	12	69.0 1200m	0:10.65 Overall	1:22.03 [4] (0:10.65)	1:11.38 [2] (0:10.67)	1:00.71 [1] (0:11.38)	0:49.33 [1] (0:11.92)	0:37.41 [1] (0:12.15)	0:25.26 [1] (0:11.94)	0:37.41 -2	
5	7	READY AND LUCKY Emily Lang	13	69.2 1200m	0:10.55 1200m	1:22.10 [5] (0:10.83)	1:11.27 [5] (0:10.55)	1:00.72 [2] (0:11.39)	0:49.33 [2] (0:11.98)	0:37.35 [2] (0:12.08)	0:25.27 [2] (0:12.06)	0:37.35 -1	
6	10	DIVINE DIAMONDS Tahlia Fenlon	8	67.7 1200m	0:10.75 1200m	1:22.21 [6] (0:10.81)	1:11.40 [4] (0:10.75)	1:00.65 [3] (0:11.37)	0:49.28 [3] (0:12.06)	0:37.22 [3] (0:12.06)	0:25.16 [4] (0:12.00)	0:37.22 +2	
7	4	NESCAFFIER Andrew Mallyon	7	67.8 1200m	0:10.75 Overall	1:22.29 [7] (0:10.75)	1:11.54 [3] (0:10.83)	1:00.71 [5] (0:11.44)	0:49.27 [5] (0:12.04)	0:37.23 [5] (0:12.16)	0:25.07 [6] (0:12.00)	0:37.23 +2	
8	11	KIRRAGIRL Cody Collis	2	66.8 1200m	0:10.86 Overall	1:22.43 [8] (0:10.86)	1:11.57 [6] (0:10.89)	1:00.68 [6] (0:11.42)	0:49.26 [6] (0:11.98)	0:37.28 [6] (0:12.07)	0:25.21 [5] (0:11.97)	0:37.28 -3	
9	1	STARLIGHT NATION Kyle Wilson-Taylor	5	68.2 1200m	0:10.90 Overall	1:22.52 [9] (0:10.90)	1:11.62 [7] (0:10.90)	1:00.72 [7] (0:11.49)	0:49.23 [8] (0:11.97)	0:37.26 [8] (0:12.10)	0:25.16 [7] (0:11.99)	0:37.26 +0	
10	15	ZEPHYRZ ZOOM Cejay Graham	4	65.7 1200m	0:11.16 1200m	1:22.55 [10] (0:11.19)	1:11.36 [11] (0:11.16)	1:00.20 [13] (0:11.48)	0:48.72 [13] (0:11.85)	0:36.87 [12] (0:12.14)	0:24.73 [13] (0:11.96)	0:36.87 +5	

Scratched: Flywheel (#2), Salamancas (#6), Meat Pie Artie (#3)

[] Ranking at each section and finish
 -:-:- No data available at this section
 NA No data available

SCN Saddle cloth number
 DNF Did not finish
 DNT Did not track



Doomben QLD Professional

Race 6: LADBROKES RACING CLUB Class 1 Handicap - 1350m

13 November 2024 - 16:49



BRISBANE
RACING CLUB

Track Rating: Soft 5, Weather: Overcast, Rail Position: +8m Entire

Section	Overall	1200m	1000m	800m	600m	400m	Last 600m
Field Times	1:21.41 (0:10.63)	1:10.78 (0:10.69)	1:00.09 (0:11.38)	0:48.71 (0:11.92)	0:36.79 (0:12.15)	0:24.64 (0:11.94)	0:36.79

Rank	TAB	Horse/Jockey	Barrier	Top Speed [km/h]	Fastest Section	Overall	1200m	1000m	800m	600m	400m	Last 600m	Distance Travelled [m]
11	16	CLAUDIUS Madeleine Wishart	11	68.0 1000m	0:10.96 1200m	1:22.64 [11] (0:11.29)	1:11.35 [13] (0:10.96)	1:00.39 [10] (0:11.34)	0:49.05 [10] (0:11.86)	0:37.19 [9] (0:12.12)	0:25.07 [9] (0:11.98)	0:37.19	+6
12	13	SCRIBBLE Nikita Beriman	9	66.8 1200m	0:10.63 Overall	1:22.79 [12] (0:10.63)	1:12.16 [1] (0:10.94)	1:01.22 [4] (0:11.40)	0:49.82 [4] (0:12.08)	0:37.74 [4] (0:11.99)	0:25.75 [3] (0:12.02)	0:37.74	-7
13	12	DARLING HEART Taylor Marshall	10	67.2 1200m	0:10.83 1200m	1:23.07 [13] (0:10.99)	1:12.08 [8] (0:10.83)	1:01.25 [8] (0:11.39)	0:49.86 [7] (0:11.97)	0:37.89 [7] (0:12.19)	0:25.70 [8] (0:12.09)	0:37.89	+7

Scratched: Flywheel (#2), Salamancas (#6), Meat Pie Artie (#3)



Doomben QLD Professional

Race 6: LADBROKES RACING CLUB Class 1 Handicap - 1350m

13 November 2024 - 16:49



BRISBANE
RACING CLUB

Track Rating: Soft 5, Weather: Overcast, Rail Position: +8m Entire

Section							200m			Last 600m
Field Times							0:12.70 (0:12.70)			0:36.79
Rank	TAB	Horse/Jockey	Barrier	Top Speed [km/h]	Fastest Section	Margin			Distance Travelled [m]	
1	9	ADORADEC Luke Dempsey	6	67.9 1200m	0:10.90 1200m	0:12.11 [7] (0:12.11)	1:21.41		0:35.89	
2	5	PEACEFUL PRINCE Ron Stewart	3	65.7 Overall	0:11.01 Overall	0:12.47 [9] (0:12.47)	2.89L		0:36.21 +2	
3	14	SUNNY'S GIRL Courtney Bellamy	1	68.2 1200m	0:11.04 1200m	0:12.49 [10] (0:12.49)	3.01L		0:36.37 -5	
4	8	TO WISH Angela Jones	12	69.0 1200m	0:10.65 Overall	0:13.32 [1] (0:13.32)	3.64L		0:37.41 -2	
5	7	READY AND LUCKY Emily Lang	13	69.2 1200m	0:10.55 1200m	0:13.21 [2] (0:13.21)	4.02L		0:37.35 -1	
6	10	DIVINE DIAMONDS Tahlia Fenlon	8	67.7 1200m	0:10.75 1200m	0:13.16 [3] (0:13.16)	4.67L		0:37.22 +2	
7	4	NESCAFFIER Andrew Mallyon	7	67.8 1200m	0:10.75 Overall	0:13.07 [6] (0:13.07)	5.17L		0:37.23 +2	
8	11	KIRRAGIRL Cody Collis	2	66.8 1200m	0:10.86 Overall	0:13.24 [5] (0:13.24)	5.99L		0:37.28 -3	
9	1	STARLIGHT NATION Kyle Wilson-Taylor	5	68.2 1200m	0:10.90 Overall	0:13.17 [8] (0:13.17)	6.48L		0:37.26 +0	
10	15	ZEPHYRZ ZOOM Cejay Graham	4	65.7 1200m	0:11.16 1200m	0:12.77 [13] (0:12.77)	6.68L		0:36.87 +5	

Scratched: Flywheel (#2), Salamancas (#6), Meat Pie Artie (#3)

[] Ranking at each section and finish
 -:-:- No data available at this section
 NA No data available

SCN Saddle cloth number
 DNF Did not finish
 DNT Did not track



Doomben QLD Professional

Race 6: LADBROKES RACING CLUB Class 1 Handicap - 1350m

13 November 2024 - 16:49



BRISBANE
RACING CLUB

Track Rating: Soft 5, Weather: Overcast, Rail Position: +8m Entire

Section				200m				Last 600m	
Field Times				0:12.70 (0:12.70)				0:36.79	
Rank	TAB	Horse/Jockey	Barrier	Top Speed [km/h]	Fastest Section	Margin			Distance Travelled [m]
11	16	CLAUDIUS Madeleine Wishart	11	68.0 1000m	0:10.96 1200m	0:13.09 [12] (0:13.09)	7.2L		0:37.19 +6
12	13	SCRIBBLE Nikita Beriman	9	66.8 1200m	0:10.63 Overall	0:13.73 [4] (0:13.73)	8.07L		0:37.74 -7
13	12	DARLING HEART Taylor Marshall	10	67.2 1200m	0:10.83 1200m	0:13.61 [11] (0:13.61)	9.72L		0:37.89 +7

Scratched: Flywheel (#2), Salamancas (#6), Meat Pie Artie (#3)

[] Ranking at each section and finish
 -:-:- No data available at this section
 NA No data available

SCN Saddle cloth number
 DNF Did not finish
 DNT Did not track



Horse/Jockey Name	Adoradec
Final Rank	1
Fastest Section Time (Section)	0:10.90 (1200m)
Top Speed [km/h] (Section)	67.9 (1200m)
Race State	Finished



Doomben QLD Professional



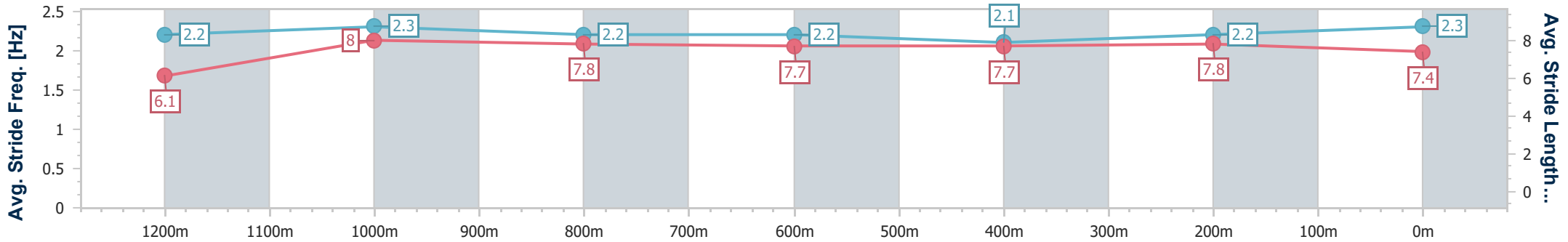
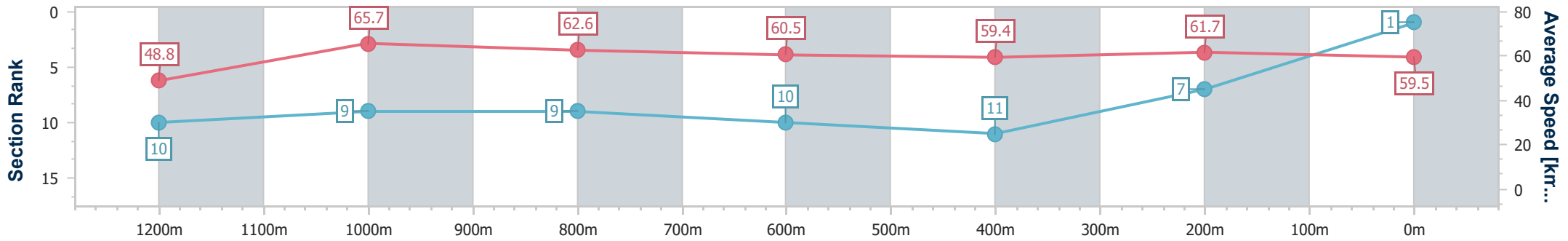
Race 6: LADBROKES RACING CLUB Class 1 Handicap - 1350m

13 November 2024 - 16:49

BRISBANE RACING CLUB

Track Rating: Soft 5, Weather: Overcast, Rail Position: +8m Entire

Section	Overall	1200m	1000m	800m	600m	400m	200m
Section Times	1:21.41 [1] (0:11.11)	1:10.30 [10] (0:10.90)	0:59.40 [9] (0:11.55)	0:47.85 [9] (0:11.96)	0:35.89 [10] (0:12.11)	0:23.78 [11] (0:11.67)	0:12.11 [7] (0:12.11)
Average Speed [km/h]	48.8	65.7	62.6	60.5	59.4	61.7	59.5
Top Speed [km/h]	65.7	67.9	64.6	61.4	60.3	64.4	63.0
Avg. Dist. to Rail [m]	6.0	2.0	1.1	0.4	0.3	2.2	7.6
Avg. Stride Freq. [Hz]	2.2	2.3	2.2	2.2	2.1	2.2	2.3
Avg. Stride Length [m]	6.1	8.0	7.8	7.7	7.7	7.8	7.4



- [] Ranking at each section and finish
- .-.- No data available at this section
- NA No data available



Horse/Jockey Name	Peaceful Prince
Final Rank	2
Fastest Section Time (Section)	0:11.01 (Overall)
Top Speed [km/h] (Section)	65.7 (Overall)
Race State	Finished



Doomben QLD Professional



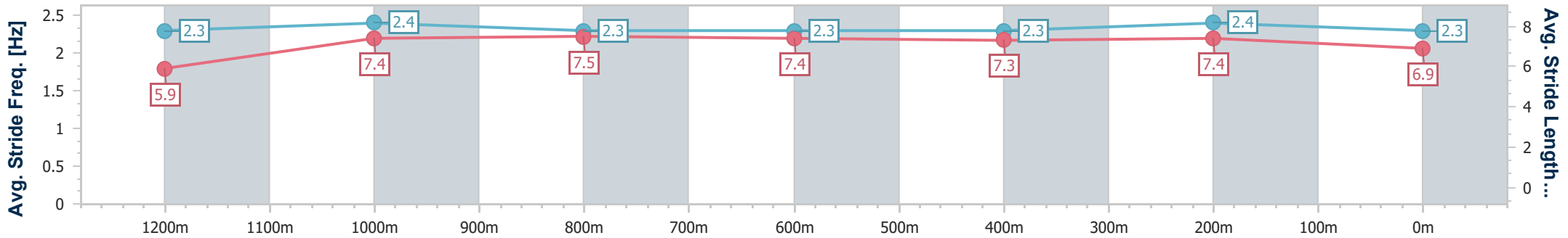
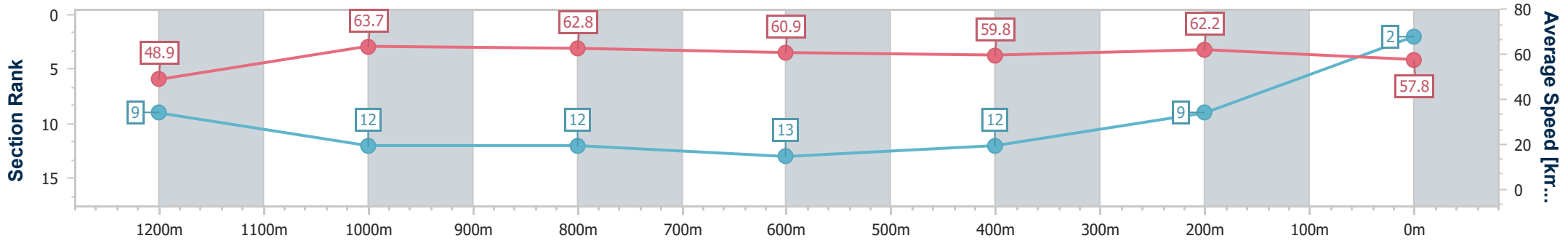
Race 6: LADBROKES RACING CLUB Class 1 Handicap - 1350m

13 November 2024 - 16:49

BRISBANE RACING CLUB

Track Rating: Soft 5, Weather: Overcast, Rail Position: +8m Entire

Section	Overall	1200m	1000m	800m	600m	400m	200m
Section Times	1:21.91 [2] (0:11.01)	1:10.90 [9] (0:11.32)	0:59.58 [12] (0:11.48)	0:48.10 [12] (0:11.89)	0:36.21 [13] (0:12.06)	0:24.15 [12] (0:11.68)	0:12.47 [9] (0:12.47)
Average Speed [km/h]	48.9	63.7	62.8	60.9	59.8	62.2	57.8
Top Speed [km/h]	65.7	65.6	65.0	61.5	62.0	63.6	60.8
Avg. Dist. to Rail [m]	2.5	0.3	0.8	0.4	0.9	6.1	10.1
Avg. Stride Freq. [Hz]	2.3	2.4	2.3	2.3	2.3	2.4	2.3
Avg. Stride Length [m]	5.9	7.4	7.5	7.4	7.3	7.4	6.9



- [] Ranking at each section and finish
- .-.- No data available at this section
- NA No data available



Horse/Jockey Name	Sunny's Girl
Final Rank	3
Fastest Section Time (Section)	0:11.04 (1200m)
Top Speed [km/h] (Section)	68.2 (1200m)
Race State	Finished



Doomben QLD Professional



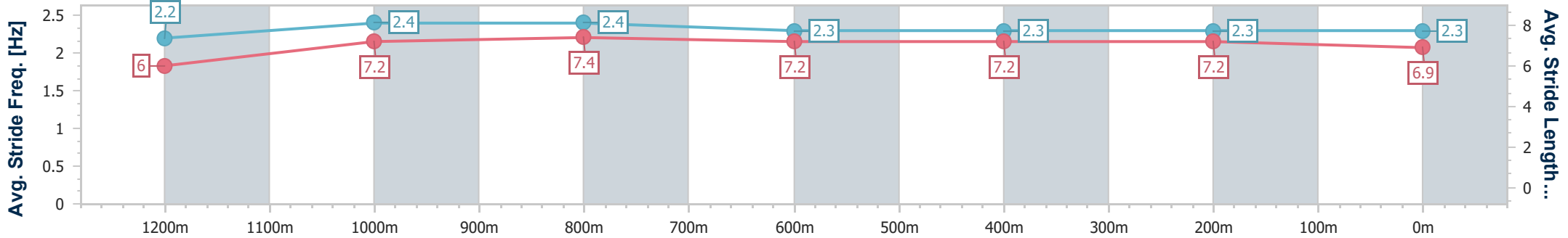
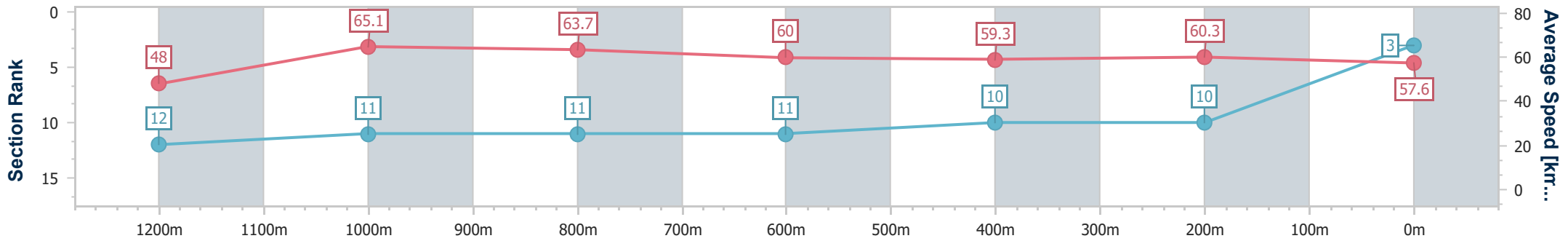
Race 6: LADBROKES RACING CLUB Class 1 Handicap - 1350m

13 November 2024 - 16:49

BRISBANE RACING CLUB

Track Rating: Soft 5, Weather: Overcast, Rail Position: +8m Entire

Section	Overall	1200m	1000m	800m	600m	400m	200m
Section Times	1:21.93 [3] (0:11.23)	1:10.70 [12] (0:11.04)	0:59.66 [11] (0:11.36)	0:48.30 [11] (0:11.93)	0:36.37 [11] (0:12.02)	0:24.35 [10] (0:11.86)	0:12.49 [10] (0:12.49)
Average Speed [km/h]	48.0	65.1	63.7	60.0	59.3	60.3	57.6
Top Speed [km/h]	64.5	68.2	67.4	61.8	60.4	61.7	60.9
Avg. Dist. to Rail [m]	0.6	0.7	0.5	0.8	1.8	1.7	0.3
Avg. Stride Freq. [Hz]	2.2	2.4	2.4	2.3	2.3	2.3	2.3
Avg. Stride Length [m]	6.0	7.2	7.4	7.2	7.2	7.2	6.9



- [] Ranking at each section and finish
- .-.- No data available at this section
- NA No data available



Horse/Jockey Name	To Wish
Final Rank	4
Fastest Section Time (Section)	0:10.65 (Overall)
Top Speed [km/h] (Section)	69.0 (1200m)
Race State	Finished



Doomben QLD Professional



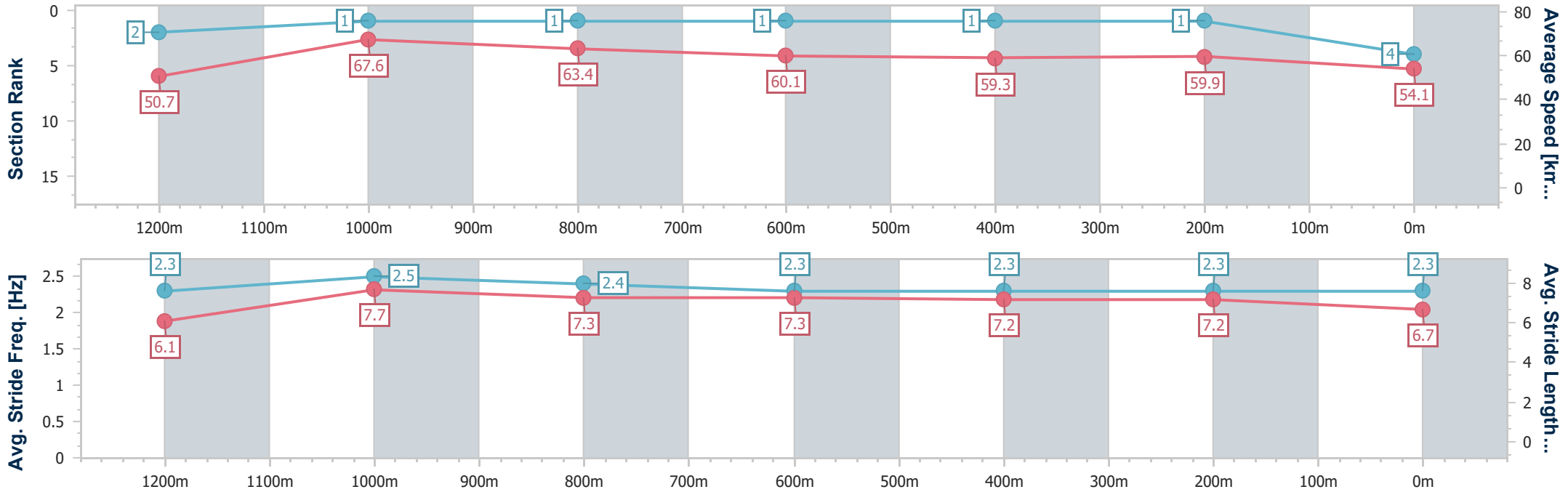
Race 6: LADBROKES RACING CLUB Class 1 Handicap - 1350m

13 November 2024 - 16:49

BRISBANE RACING CLUB

Track Rating: Soft 5, Weather: Overcast, Rail Position: +8m Entire

Section	Overall	1200m	1000m	800m	600m	400m	200m
Section Times	1:22.03 [4] (0:10.65)	1:11.38 [2] (0:10.67)	1:00.71 [1] (0:11.38)	0:49.33 [1] (0:11.92)	0:37.41 [1] (0:12.15)	0:25.26 [1] (0:11.94)	0:13.32 [1] (0:13.32)
Average Speed [km/h]	50.7	67.6	63.4	60.1	59.3	59.9	54.1
Top Speed [km/h]	68.5	69.0	66.3	61.1	61.1	61.4	58.3
Avg. Dist. to Rail [m]	10.3	1.5	0.5	0.6	0.5	1.6	4.1
Avg. Stride Freq. [Hz]	2.3	2.5	2.4	2.3	2.3	2.3	2.3
Avg. Stride Length [m]	6.1	7.7	7.3	7.3	7.2	7.2	6.7



- [] Ranking at each section and finish
- .-.- No data available at this section
- NA No data available



Horse/Jockey Name	Ready And Lucky
Final Rank	5
Fastest Section Time (Section)	0:10.55 (1200m)
Top Speed [km/h] (Section)	69.2 (1200m)
Race State	Finished



Doomben QLD Professional



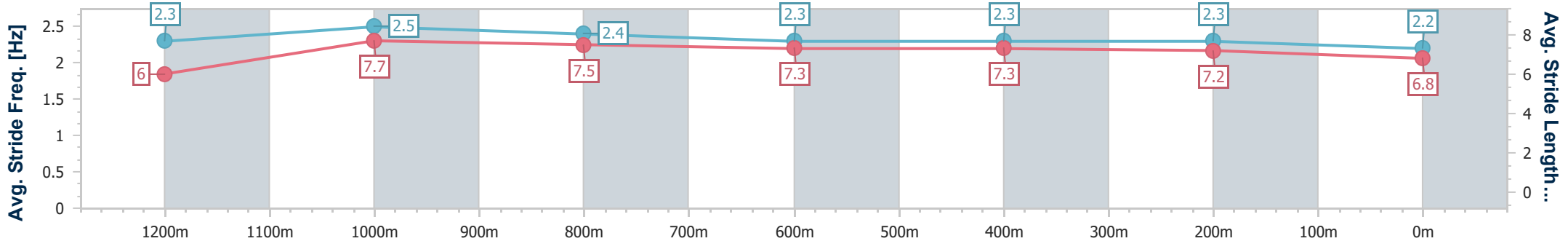
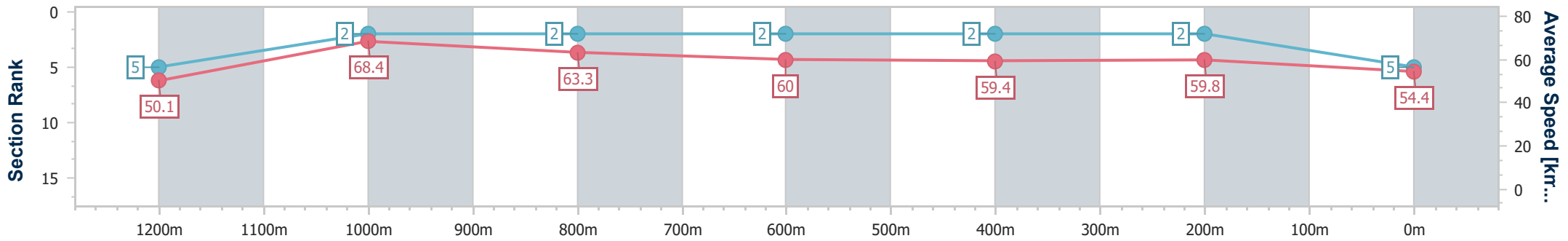
Race 6: LADBROKES RACING CLUB Class 1 Handicap - 1350m

13 November 2024 - 16:49

BRISBANE RACING CLUB

Track Rating: Soft 5, Weather: Overcast, Rail Position: +8m Entire

Section	Overall	1200m	1000m	800m	600m	400m	200m
Section Times	1:22.10 [5] (0:10.83)	1:11.27 [5] (0:10.55)	1:00.72 [2] (0:11.39)	0:49.33 [2] (0:11.98)	0:37.35 [2] (0:12.08)	0:25.27 [2] (0:12.06)	0:13.21 [2] (0:13.21)
Average Speed [km/h]	50.1	68.4	63.3	60.0	59.4	59.8	54.4
Top Speed [km/h]	68.2	69.2	67.4	62.1	60.1	60.6	58.9
Avg. Dist. to Rail [m]	12.7	3.4	0.5	0.2	0.6	2.4	5.5
Avg. Stride Freq. [Hz]	2.3	2.5	2.4	2.3	2.3	2.3	2.2
Avg. Stride Length [m]	6.0	7.7	7.5	7.3	7.3	7.2	6.8



- [] Ranking at each section and finish
- .-.- No data available at this section
- NA No data available



Horse/Jockey Name	Divine Diamonds
Final Rank	6
Fastest Section Time (Section)	0:10.75 (1200m)
Top Speed [km/h] (Section)	67.7 (1200m)
Race State	Finished



Doomben QLD Professional



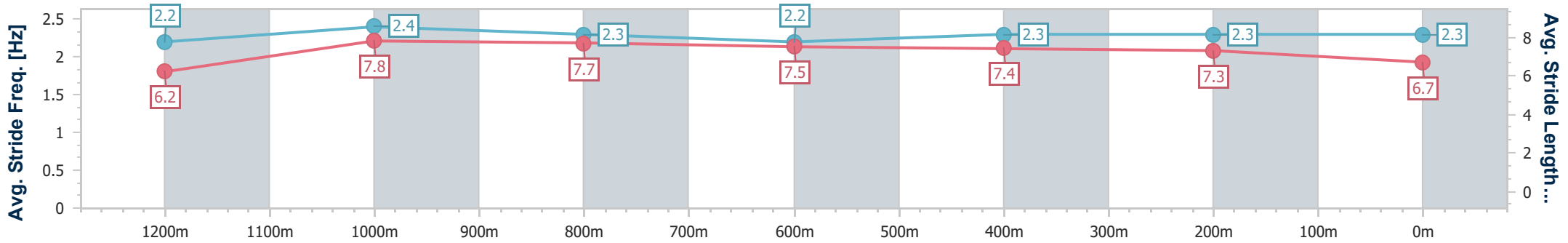
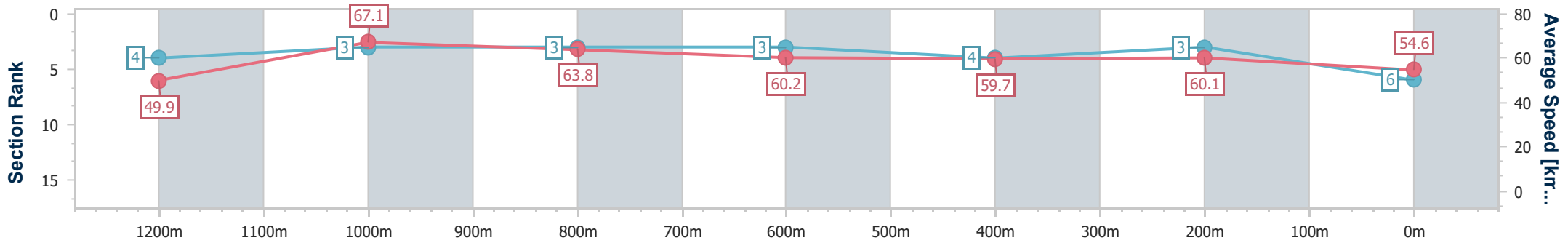
Race 6: LADBROKES RACING CLUB Class 1 Handicap - 1350m

13 November 2024 - 16:49

BRISBANE RACING CLUB

Track Rating: Soft 5, Weather: Overcast, Rail Position: +8m Entire

Section	Overall	1200m	1000m	800m	600m	400m	200m
Section Times	1:22.21 [6] (0:10.81)	1:11.40 [4] (0:10.75)	1:00.65 [3] (0:11.37)	0:49.28 [3] (0:12.06)	0:37.22 [3] (0:12.06)	0:25.16 [4] (0:12.00)	0:13.16 [3] (0:13.16)
Average Speed [km/h]	49.9	67.1	63.8	60.2	59.7	60.1	54.6
Top Speed [km/h]	67.1	67.7	66.4	61.7	60.8	62.2	59.2
Avg. Dist. to Rail [m]	6.2	1.6	2.0	1.4	0.6	3.0	6.5
Avg. Stride Freq. [Hz]	2.2	2.4	2.3	2.2	2.3	2.3	2.3
Avg. Stride Length [m]	6.2	7.8	7.7	7.5	7.4	7.3	6.7



- [] Ranking at each section and finish
- .-.- No data available at this section
- NA No data available



Horse/Jockey Name	Nescaffier
Final Rank	7
Fastest Section Time (Section)	0:10.75 (Overall)
Top Speed [km/h] (Section)	67.8 (1200m)
Race State	Finished



Doomben QLD Professional



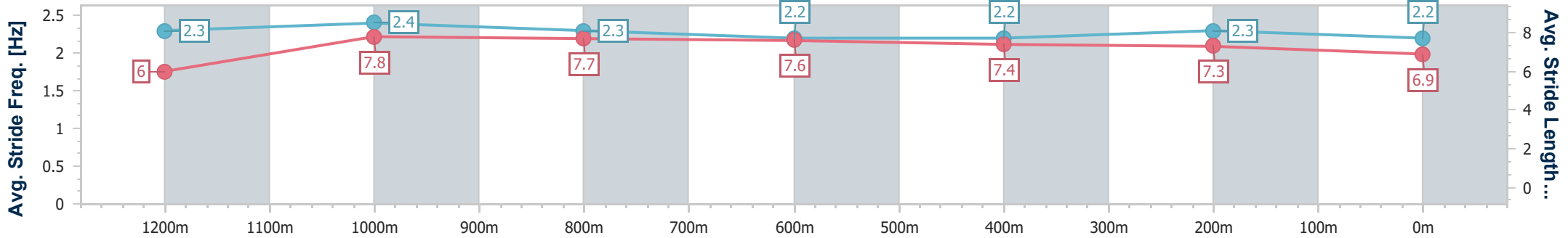
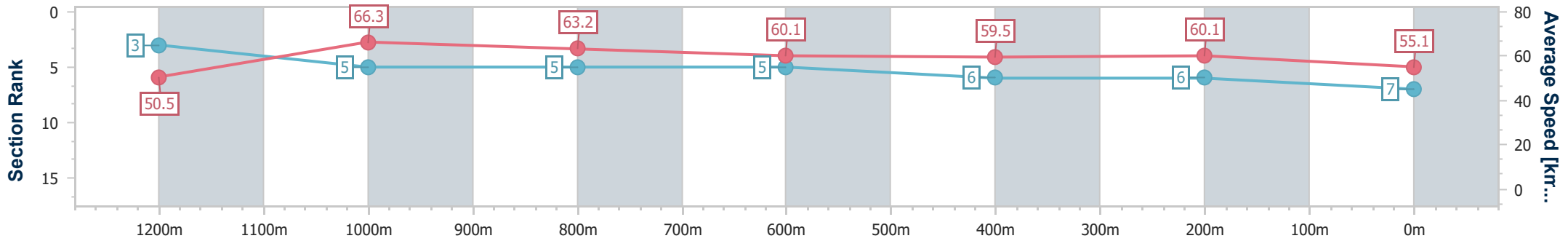
Race 6: LADBROKES RACING CLUB Class 1 Handicap - 1350m

13 November 2024 - 16:49

BRISBANE RACING CLUB

Track Rating: Soft 5, Weather: Overcast, Rail Position: +8m Entire

Section	Overall	1200m	1000m	800m	600m	400m	200m
Section Times	1:22.29 [7] (0:10.75)	1:11.54 [3] (0:10.83)	1:00.71 [5] (0:11.44)	0:49.27 [5] (0:12.04)	0:37.23 [5] (0:12.16)	0:25.07 [6] (0:12.00)	0:13.07 [6] (0:13.07)
Average Speed [km/h]	50.5	66.3	63.2	60.1	59.5	60.1	55.1
Top Speed [km/h]	65.7	67.8	65.5	61.2	60.4	61.2	58.3
Avg. Dist. to Rail [m]	5.7	0.9	0.9	0.8	1.2	2.5	5.9
Avg. Stride Freq. [Hz]	2.3	2.4	2.3	2.2	2.2	2.3	2.2
Avg. Stride Length [m]	6.0	7.8	7.7	7.6	7.4	7.3	6.9



- [] Ranking at each section and finish
- .-.- No data available at this section
- NA No data available



Horse/Jockey Name	Kirragirl
Final Rank	8
Fastest Section Time (Section)	0:10.86 (Overall)
Top Speed [km/h] (Section)	66.8 (1200m)
Race State	Finished



Doomben QLD Professional



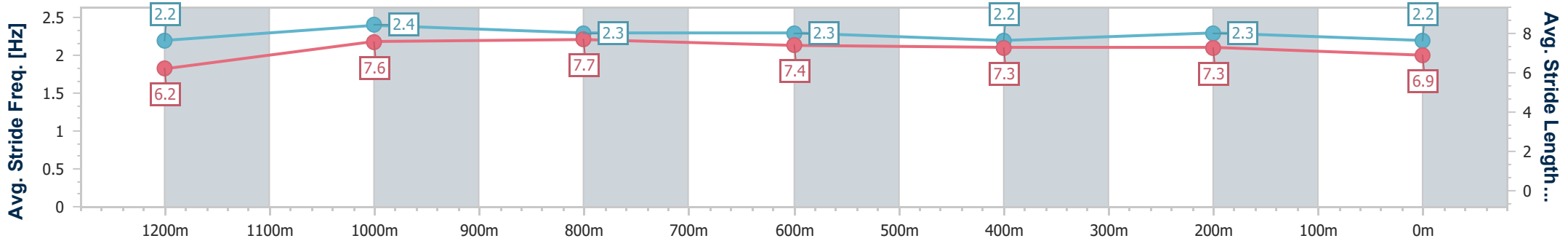
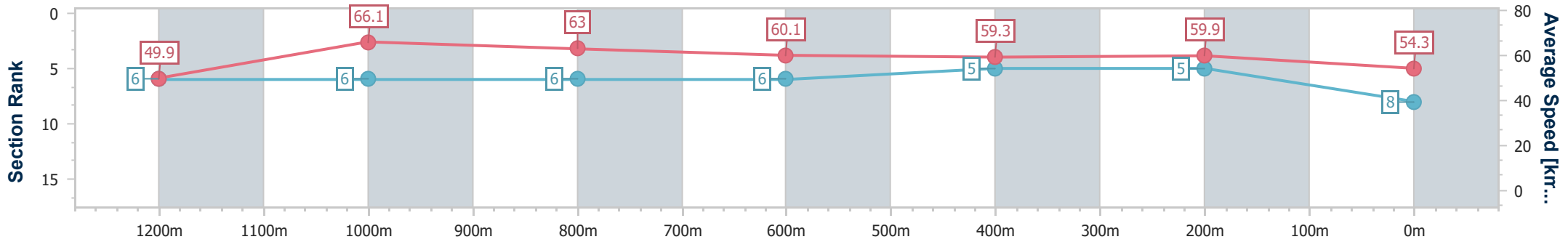
Race 6: LADBROKES RACING CLUB Class 1 Handicap - 1350m

13 November 2024 - 16:49

BRISBANE RACING CLUB

Track Rating: Soft 5, Weather: Overcast, Rail Position: +8m Entire

Section	Overall	1200m	1000m	800m	600m	400m	200m
Section Times	1:22.43 [8] (0:10.86)	1:11.57 [6] (0:10.89)	1:00.68 [6] (0:11.42)	0:49.26 [6] (0:11.98)	0:37.28 [6] (0:12.07)	0:25.21 [5] (0:11.97)	0:13.24 [5] (0:13.24)
Average Speed [km/h]	49.9	66.1	63.0	60.1	59.3	59.9	54.3
Top Speed [km/h]	65.9	66.8	64.8	61.8	60.5	60.8	57.7
Avg. Dist. to Rail [m]	2.6	0.3	0.6	0.3	1.2	1.0	1.9
Avg. Stride Freq. [Hz]	2.2	2.4	2.3	2.3	2.2	2.3	2.2
Avg. Stride Length [m]	6.2	7.6	7.7	7.4	7.3	7.3	6.9



- [] Ranking at each section and finish
- .-.- No data available at this section
- NA No data available



Horse/Jockey Name	Starlight Nation
Final Rank	9
Fastest Section Time (Section)	0:10.90 (Overall)
Top Speed [km/h] (Section)	68.2 (1200m)
Race State	Finished



Doomben QLD Professional



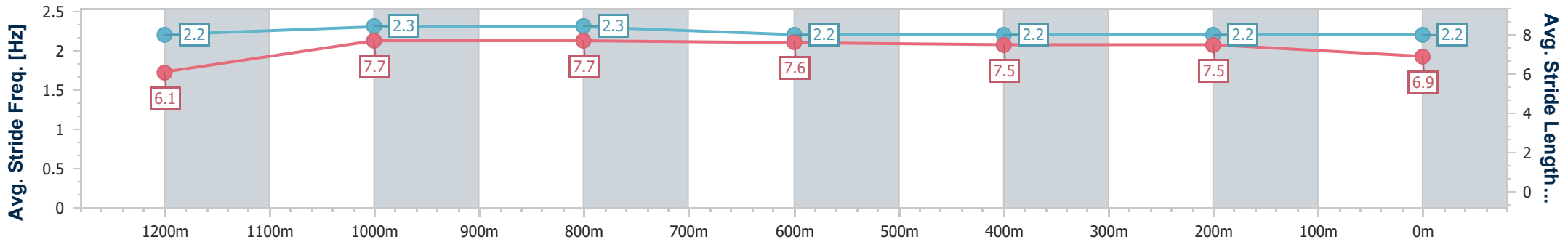
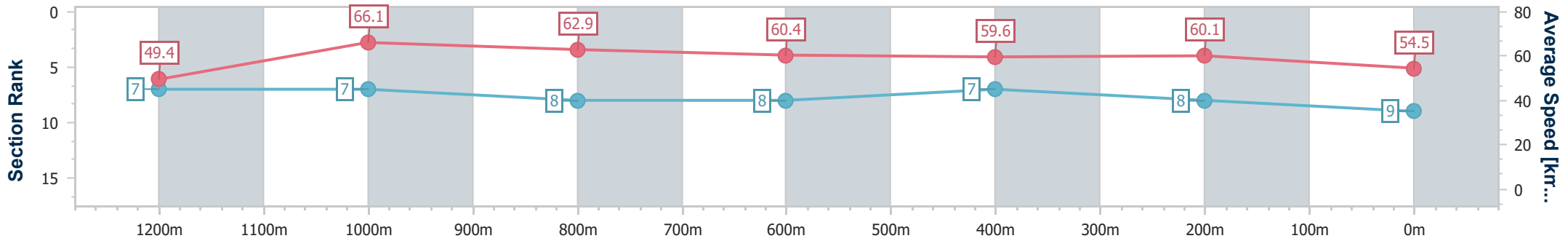
Race 6: LADBROKES RACING CLUB Class 1 Handicap - 1350m

13 November 2024 - 16:49

BRISBANE RACING CLUB

Track Rating: Soft 5, Weather: Overcast, Rail Position: +8m Entire

Section	Overall	1200m	1000m	800m	600m	400m	200m
Section Times	1:22.52 [9] (0:10.90)	1:11.62 [7] (0:10.90)	1:00.72 [7] (0:11.49)	0:49.23 [8] (0:11.97)	0:37.26 [8] (0:12.10)	0:25.16 [7] (0:11.99)	0:13.17 [8] (0:13.17)
Average Speed [km/h]	49.4	66.1	62.9	60.4	59.6	60.1	54.5
Top Speed [km/h]	67.2	68.2	64.4	61.3	60.3	61.3	60.4
Avg. Dist. to Rail [m]	4.4	1.2	1.4	0.9	0.3	2.0	5.9
Avg. Stride Freq. [Hz]	2.2	2.3	2.3	2.2	2.2	2.2	2.2
Avg. Stride Length [m]	6.1	7.7	7.7	7.6	7.5	7.5	6.9



- [] Ranking at each section and finish
- .-.- No data available at this section
- NA No data available



Horse/Jockey Name	Zephyrz Zoom
Final Rank	10
Fastest Section Time (Section)	0:11.16 (1200m)
Top Speed [km/h] (Section)	65.7 (1200m)
Race State	Finished



Doomben QLD Professional



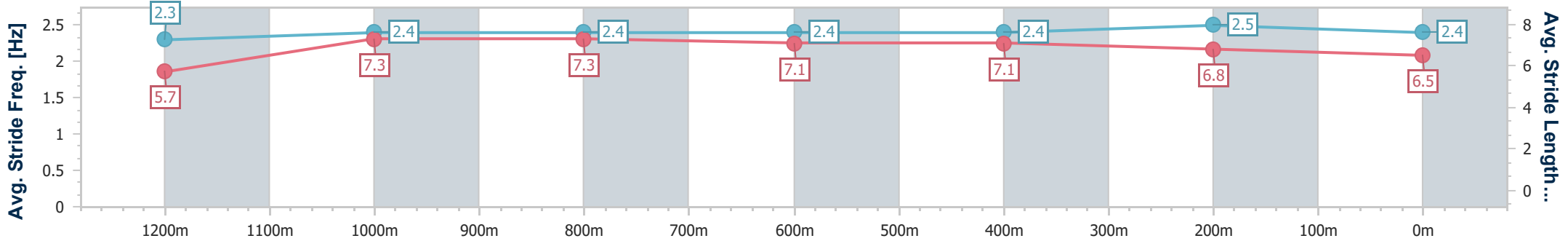
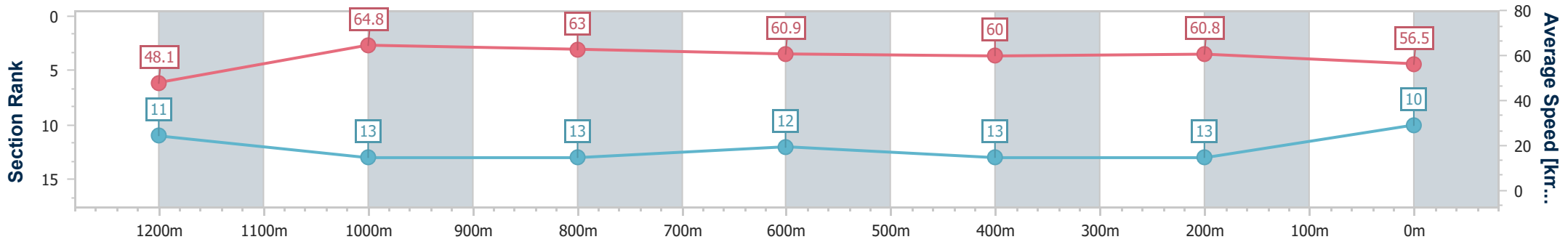
Race 6: LADBROKES RACING CLUB Class 1 Handicap - 1350m

13 November 2024 - 16:49

BRISBANE RACING CLUB

Track Rating: Soft 5, Weather: Overcast, Rail Position: +8m Entire

Section	Overall	1200m	1000m	800m	600m	400m	200m
Section Times	1:22.55 [10] (0:11.19)	1:11.36 [11] (0:11.16)	1:00.20 [13] (0:11.48)	0:48.72 [13] (0:11.85)	0:36.87 [12] (0:12.14)	0:24.73 [13] (0:11.96)	0:12.77 [13] (0:12.77)
Average Speed [km/h]	48.1	64.8	63.0	60.9	60.0	60.8	56.5
Top Speed [km/h]	64.9	65.7	65.3	62.3	61.0	62.6	60.3
Avg. Dist. to Rail [m]	3.6	1.7	1.6	0.8	2.1	6.9	11.0
Avg. Stride Freq. [Hz]	2.3	2.4	2.4	2.4	2.4	2.5	2.4
Avg. Stride Length [m]	5.7	7.3	7.3	7.1	7.1	6.8	6.5



- [] Ranking at each section and finish
- .-.- No data available at this section
- NA No data available



Horse/Jockey Name	Claudius
Final Rank	11
Fastest Section Time (Section)	0:10.96 (1200m)
Top Speed [km/h] (Section)	68.0 (1000m)
Race State	Finished



Doomben QLD Professional



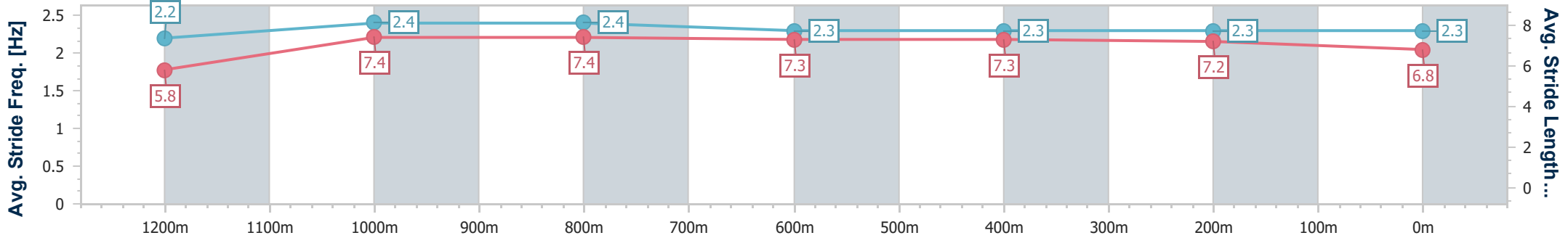
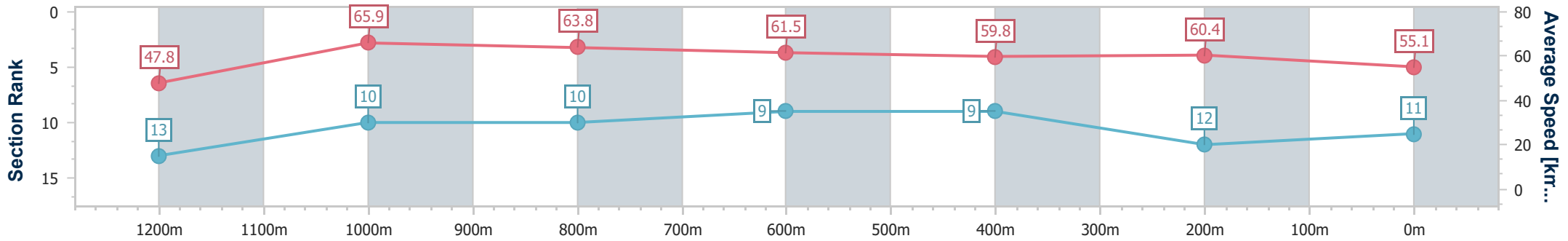
Race 6: LADBROKES RACING CLUB Class 1 Handicap - 1350m

13 November 2024 - 16:49

BRISBANE RACING CLUB

Track Rating: Soft 5, Weather: Overcast, Rail Position: +8m Entire

Section	Overall	1200m	1000m	800m	600m	400m	200m
Section Times	1:22.64 [11] (0:11.29)	1:11.35 [13] (0:10.96)	1:00.39 [10] (0:11.34)	0:49.05 [10] (0:11.86)	0:37.19 [9] (0:12.12)	0:25.07 [9] (0:11.98)	0:13.09 [12] (0:13.09)
Average Speed [km/h]	47.8	65.9	63.8	61.5	59.8	60.4	55.1
Top Speed [km/h]	64.6	68.0	68.0	63.0	60.9	62.2	58.3
Avg. Dist. to Rail [m]	9.4	3.3	3.0	2.0	2.0	4.5	9.5
Avg. Stride Freq. [Hz]	2.2	2.4	2.4	2.3	2.3	2.3	2.3
Avg. Stride Length [m]	5.8	7.4	7.4	7.3	7.3	7.2	6.8



- [] Ranking at each section and finish
- .-.- No data available at this section
- NA No data available



Horse/Jockey Name	Scribble
Final Rank	12
Fastest Section Time (Section)	0:10.63 (Overall)
Top Speed [km/h] (Section)	66.8 (1200m)
Race State	Finished



Doomben QLD Professional



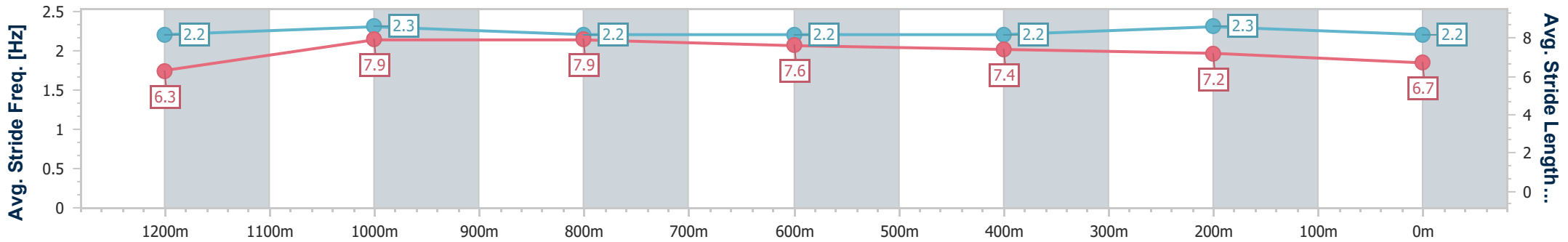
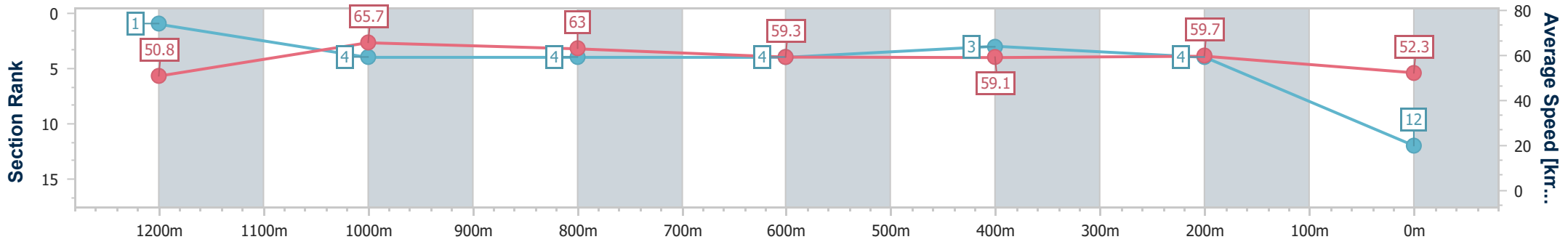
Race 6: LADBROKES RACING CLUB Class 1 Handicap - 1350m

13 November 2024 - 16:49

BRISBANE RACING CLUB

Track Rating: Soft 5, Weather: Overcast, Rail Position: +8m Entire

Section	Overall	1200m	1000m	800m	600m	400m	200m
Section Times	1:22.79 [12] (0:10.63)	1:12.16 [1] (0:10.94)	1:01.22 [4] (0:11.40)	0:49.82 [4] (0:12.08)	0:37.74 [4] (0:11.99)	0:25.75 [3] (0:12.02)	0:13.73 [4] (0:13.73)
Average Speed [km/h]	50.8	65.7	63.0	59.3	59.1	59.7	52.3
Top Speed [km/h]	66.3	66.8	65.8	60.5	60.1	61.0	57.8
Avg. Dist. to Rail [m]	6.9	0.5	0.3	1.5	2.5	1.8	3.3
Avg. Stride Freq. [Hz]	2.2	2.3	2.2	2.2	2.2	2.3	2.2
Avg. Stride Length [m]	6.3	7.9	7.9	7.6	7.4	7.2	6.7



- [] Ranking at each section and finish
- .-.- No data available at this section
- NA No data available



Horse/Jockey Name	Darling Heart
Final Rank	13
Fastest Section Time (Section)	0:10.83 (1200m)
Top Speed [km/h] (Section)	67.2 (1200m)
Race State	Finished



Doomben QLD Professional



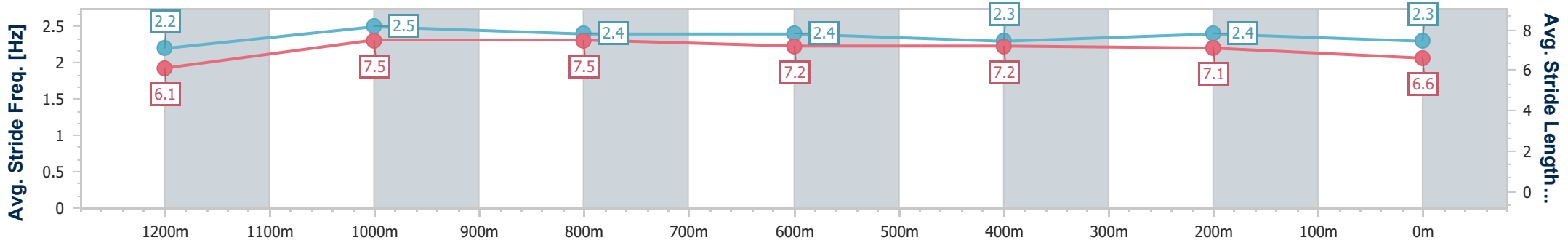
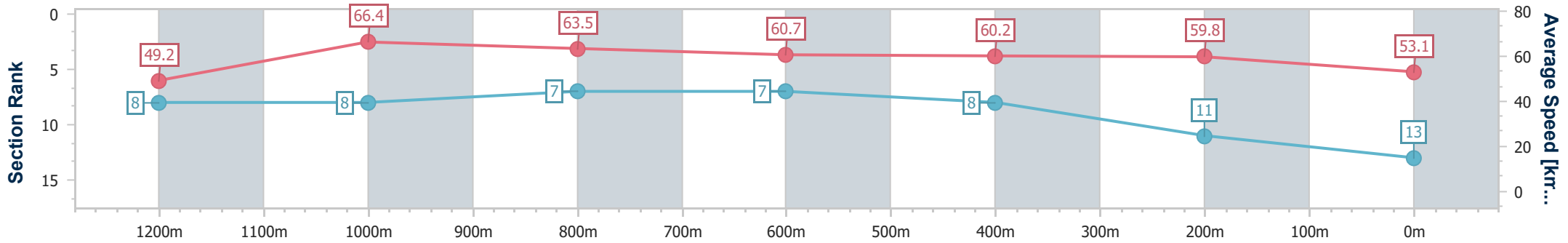
Race 6: LADBROKES RACING CLUB Class 1 Handicap - 1350m

13 November 2024 - 16:49

BRISBANE RACING CLUB

Track Rating: Soft 5, Weather: Overcast, Rail Position: +8m Entire

Section	Overall	1200m	1000m	800m	600m	400m	200m
Section Times	1:23.07 [13] (0:10.99)	1:12.08 [8] (0:10.83)	1:01.25 [8] (0:11.39)	0:49.86 [7] (0:11.97)	0:37.89 [7] (0:12.19)	0:25.70 [8] (0:12.09)	0:13.61 [11] (0:13.61)
Average Speed [km/h]	49.2	66.4	63.5	60.7	60.2	59.8	53.1
Top Speed [km/h]	65.7	67.2	65.1	61.5	61.2	60.9	58.4
Avg. Dist. to Rail [m]	9.1	3.2	1.3	2.2	2.8	6.0	8.7
Avg. Stride Freq. [Hz]	2.2	2.5	2.4	2.4	2.3	2.4	2.3
Avg. Stride Length [m]	6.1	7.5	7.5	7.2	7.2	7.1	6.6



- [] Ranking at each section and finish
- .-.- No data available at this section
- NA No data available