



Doomben QLD Professional
Race 1: PORTLAND SKY FIRST CROP YEARLINGS @ WIDDEN QTIS Two
 -Year-Old Handicap - 1200m
 27 November 2024 - 12:09



Track Rating: Soft 6, Weather: Overcast, Rail Position: +0m Entire

Section		Overall	1000m	800m	600m	400m	200m	Last 600m					
Field Times		1:10.84 (0:13.50)	0:57.34 (0:10.77)	0:46.57 (0:11.03)	0:35.54 (0:11.38)	0:24.16 (0:11.70)	0:12.46 (0:12.46)	0:35.54					
Rank	TAB Horse/Jockey	Barrier	Top Speed [km/h]	Fastest Section							Margin	Distance Travelled [m]	
1	6 LA BELLA BOOM Angela Jones	3	67.2 Overall	0:10.77 1000m	1:10.84 [1] (0:13.50)	0:57.34 [1] (0:10.77)	0:46.57 [1] (0:11.07)	0:35.50 [2] (0:11.51)	0:23.99 [2] (0:11.60)	0:12.39 [2] (0:12.39)	1:10.84	0:35.50	
2	5 DON'T DOUBTHELADY Justin Stanley	2	67.5 1000m	0:10.83 1000m	1:10.85 [2] (0:13.52)	0:57.33 [2] (0:10.83)	0:46.50 [2] (0:10.95)	0:35.55 [1] (0:11.38)	0:24.17 [1] (0:11.70)	0:12.47 [1] (0:12.47)	0.03L	0:35.55	-8
3	2 MR DEMOCRAT Damien Thornton	5	66.6 800m	0:10.98 800m	1:11.86 [3] (0:13.86)	0:58.00 [5] (0:11.05)	0:46.95 [5] (0:10.98)	0:35.97 [5] (0:11.32)	0:24.65 [5] (0:11.83)	0:12.82 [4] (0:12.82)	6L	0:35.97	-3
4	7 KICKUPHIGH Samantha Collett	4	67.6 1000m	0:10.81 1000m	1:11.94 [4] (0:13.79)	0:58.15 [4] (0:10.81)	0:47.34 [3] (0:11.00)	0:36.34 [4] (0:11.44)	0:24.90 [3] (0:11.90)	0:13.00 [3] (0:13.00)	6.46L	0:36.34	-1
5	10 DESTINY'S PINNACLE Taylor Marshall	1	67.6 1000m	0:10.88 1000m	1:13.66 [5] (0:13.75)	0:59.91 [3] (0:10.88)	0:49.03 [4] (0:10.97)	0:38.06 [3] (0:11.49)	0:26.57 [4] (0:12.40)	0:14.17 [5] (0:14.17)	16.58L	0:38.06	-9

Scratched: Cuddles For Kimmy (#3), Destinys Summit (#4), Lovebug (#9), Better Go Torque (#1), Milestone (#8)

[] Ranking at each section and finish
 -:-:-:- No data available at this section
 NA No data available

SCN Saddle cloth number
 DNF Did not finish
 DNT Did not track



Horse/Jockey Name	La Bella Boom
Final Rank	1
Fastest Section Time (Section)	0:10.77 (1000m)
Top Speed [km/h] (Section)	67.2 (Overall)
Race State	Finished



Doomben QLD Professional
 Race 1: PORTLAND SKY FIRST CROP YEARLINGS @ WIDDEN
 QTIS Two-Year-Old Handicap - 1200m

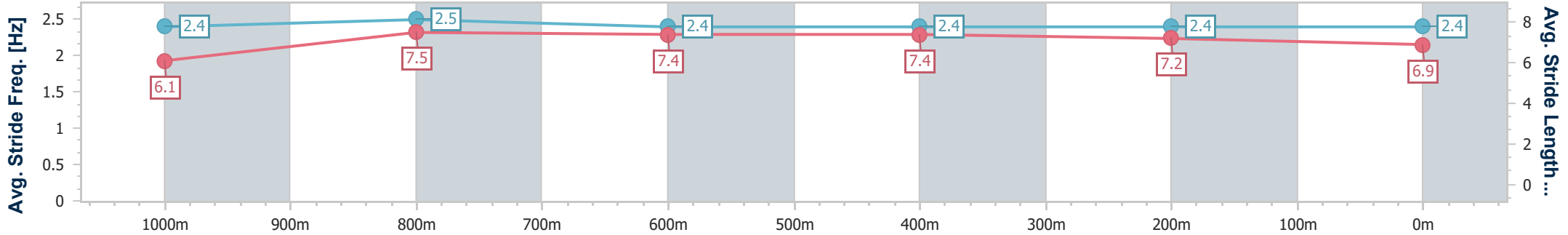
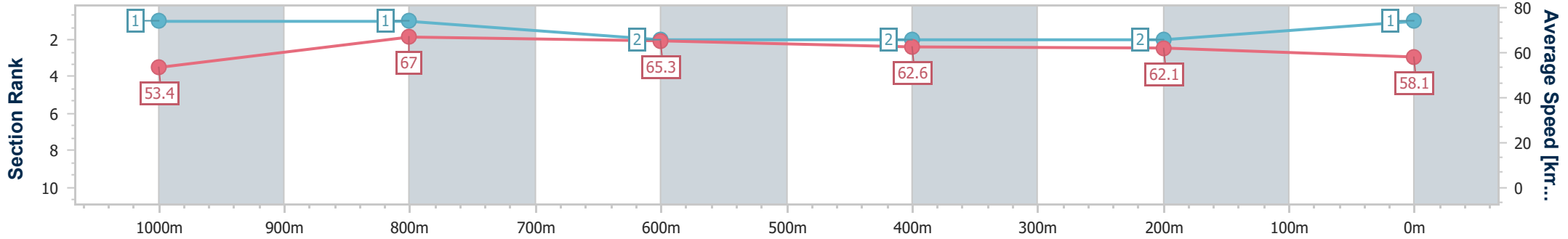


BRISBANE
 RACING CLUB

27 November 2024 - 12:09

Track Rating: Soft 6, Weather: Overcast, Rail Position: +0m Entire

Section	Overall	1000m	800m	600m	400m	200m
Section Times	1:10.84 [1] (0:13.50)	0:57.34 [1] (0:10.77)	0:46.57 [1] (0:11.07)	0:35.50 [2] (0:11.51)	0:23.99 [2] (0:11.60)	0:12.39 [2] (0:12.39)
Average Speed [km/h]	53.4	67.0	65.3	62.6	62.1	58.1
Top Speed [km/h]	67.2	67.1	66.8	64.5	63.9	61.3
Avg. Dist. to Rail [m]	3.3	0.5	1.2	0.6	0.6	0.5
Avg. Stride Freq. [Hz]	2.4	2.5	2.4	2.4	2.4	2.4
Avg. Stride Length [m]	6.1	7.5	7.4	7.4	7.2	6.9



- [] Ranking at each section and finish
- .-.- No data available at this section
- NA No data available



Horse/Jockey Name	Don'tdoubthelady
Final Rank	2
Fastest Section Time (Section)	0:10.83 (1000m)
Top Speed [km/h] (Section)	67.5 (1000m)
Race State	Finished

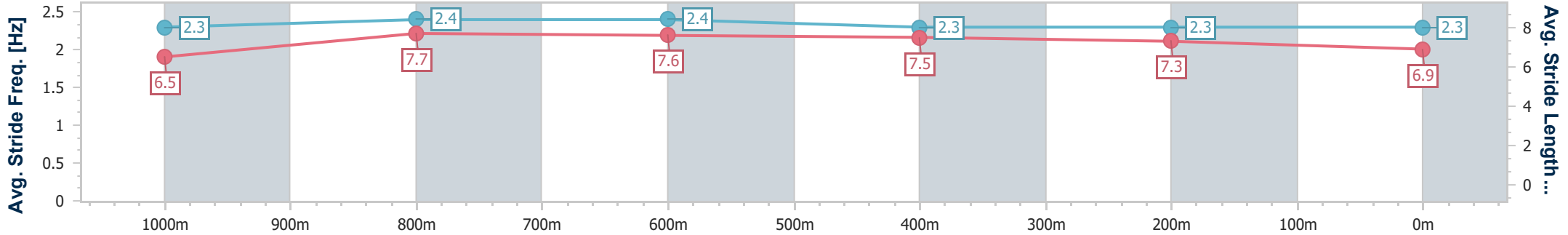
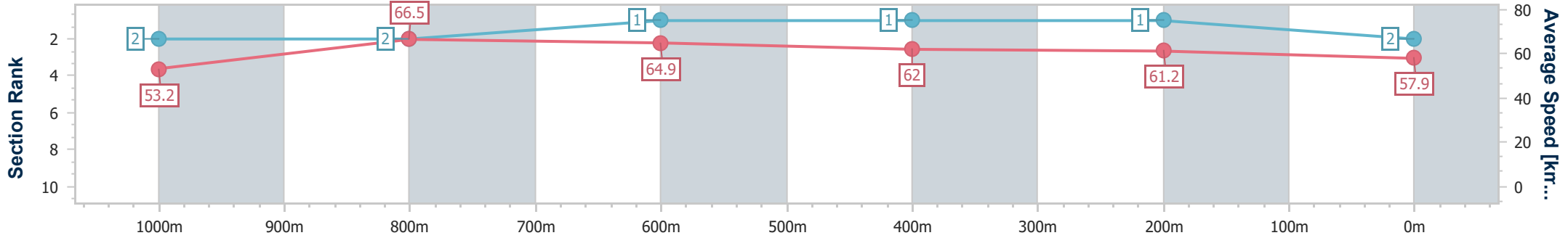


Doomben QLD Professional
Race 1: PORTLAND SKY FIRST CROP YEARLINGS @ WIDDEN
QTIS Two-Year-Old Handicap - 1200m
 27 November 2024 - 12:09
 Track Rating: Soft 6, Weather: Overcast, Rail Position: +0m Entire



BRISBANE
RACING CLUB

Section	Overall	1000m	800m	600m	400m	200m
Section Times	1:10.85 [2] (0:13.52)	0:57.33 [2] (0:10.83)	0:46.50 [2] (0:10.95)	0:35.55 [1] (0:11.38)	0:24.17 [1] (0:11.70)	0:12.47 [1] (0:12.47)
Average Speed [km/h]	53.2	66.5	64.9	62.0	61.2	57.9
Top Speed [km/h]	62.9	67.5	67.0	65.5	62.4	62.0
Avg. Dist. to Rail [m]	2.1	0.3	2.3	3.2	2.0	0.8
Avg. Stride Freq. [Hz]	2.3	2.4	2.4	2.3	2.3	2.3
Avg. Stride Length [m]	6.5	7.7	7.6	7.5	7.3	6.9



- [] Ranking at each section and finish
- .-.- No data available at this section
- NA No data available



Horse/Jockey Name	Mr Democrat
Final Rank	3
Fastest Section Time (Section)	0:10.98 (800m)
Top Speed [km/h] (Section)	66.6 (800m)
Race State	Finished



Doomben QLD Professional
 Race 1: PORTLAND SKY FIRST CROP YEARLINGS @ WIDDEN
 QTIS Two-Year-Old Handicap - 1200m

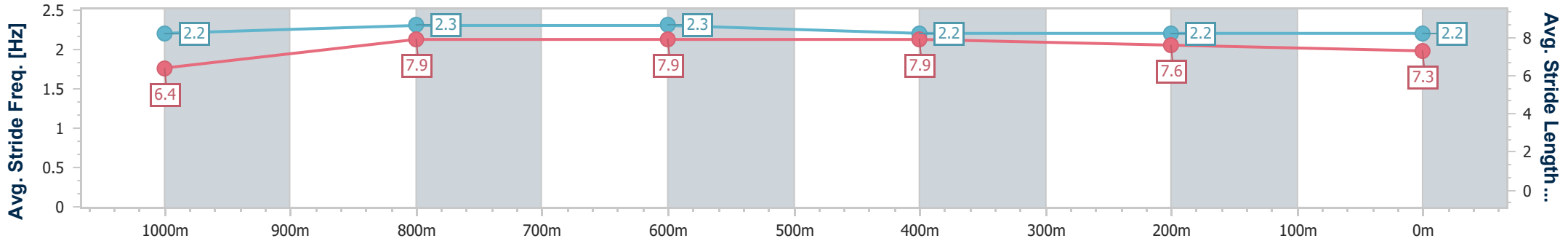
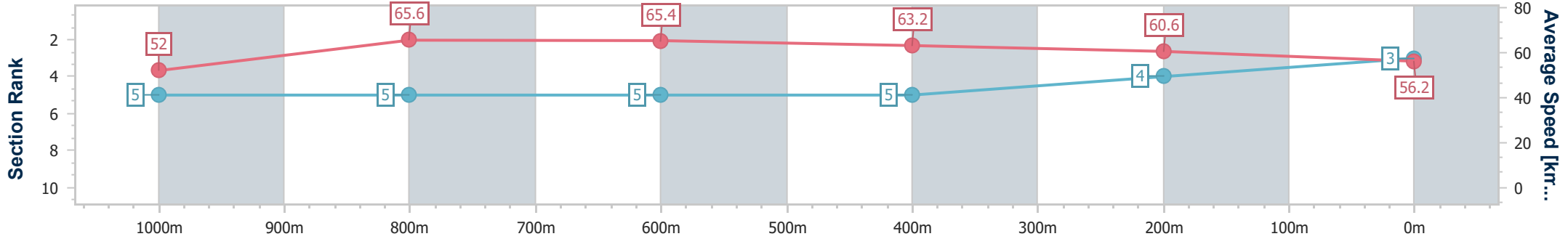


BRISBANE
 RACING CLUB

27 November 2024 - 12:09

Track Rating: Soft 6, Weather: Overcast, Rail Position: +0m Entire

Section	Overall	1000m	800m	600m	400m	200m
Section Times	1:11.86 [3] (0:13.86)	0:58.00 [5] (0:11.05)	0:46.95 [5] (0:10.98)	0:35.97 [5] (0:11.32)	0:24.65 [5] (0:11.83)	0:12.82 [4] (0:12.82)
Average Speed [km/h]	52.0	65.6	65.4	63.2	60.6	56.2
Top Speed [km/h]	65.2	66.1	66.6	65.2	61.2	59.2
Avg. Dist. to Rail [m]	5.1	2.0	0.3	1.3	1.0	1.5
Avg. Stride Freq. [Hz]	2.2	2.3	2.3	2.2	2.2	2.2
Avg. Stride Length [m]	6.4	7.9	7.9	7.9	7.6	7.3



- [] Ranking at each section and finish
- .-.- No data available at this section
- NA No data available



Horse/Jockey Name	Kickuphigh
Final Rank	4
Fastest Section Time (Section)	0:10.81 (1000m)
Top Speed [km/h] (Section)	67.6 (1000m)
Race State	Finished

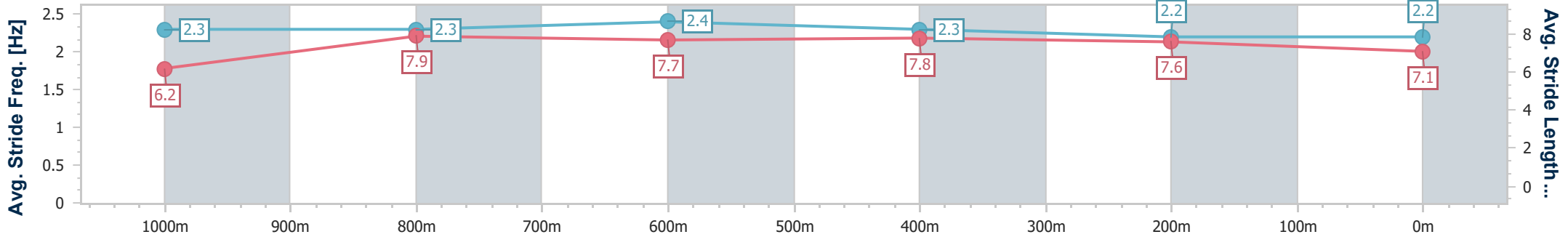
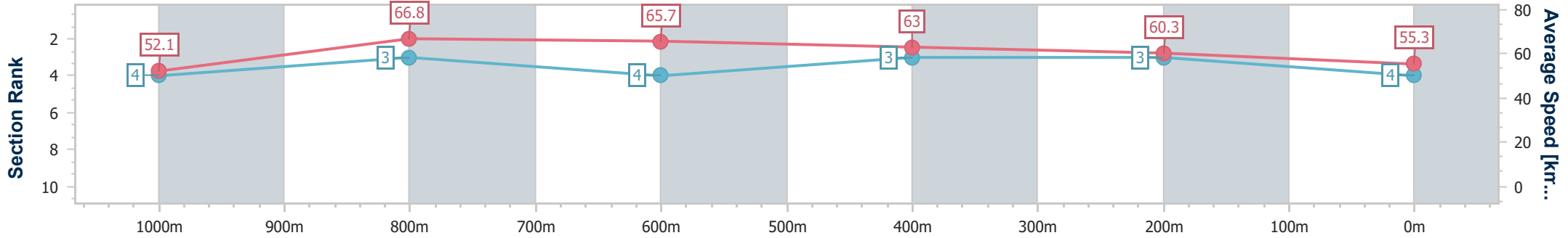


Doomben QLD Professional
Race 1: PORTLAND SKY FIRST CROP YEARLINGS @ WIDDEN
QTIS Two-Year-Old Handicap - 1200m
 27 November 2024 - 12:09
 Track Rating: Soft 6, Weather: Overcast, Rail Position: +0m Entire



BRISBANE
 RACING CLUB

Section	Overall	1000m	800m	600m	400m	200m
Section Times	1:11.94 [4] (0:13.79)	0:58.15 [4] (0:10.81)	0:47.34 [3] (0:11.00)	0:36.34 [4] (0:11.44)	0:24.90 [3] (0:11.90)	0:13.00 [3] (0:13.00)
Average Speed [km/h]	52.1	66.8	65.7	63.0	60.3	55.3
Top Speed [km/h]	67.0	67.6	66.8	64.9	61.5	57.8
Avg. Dist. to Rail [m]	3.6	1.1	0.9	0.7	0.8	0.5
Avg. Stride Freq. [Hz]	2.3	2.3	2.4	2.3	2.2	2.2
Avg. Stride Length [m]	6.2	7.9	7.7	7.8	7.6	7.1



- [] Ranking at each section and finish
- .-.- No data available at this section
- NA No data available



Horse/Jockey Name	Destynys Pinnacle
Final Rank	5
Fastest Section Time (Section)	0:10.88 (1000m)
Top Speed [km/h] (Section)	67.6 (1000m)
Race State	Finished

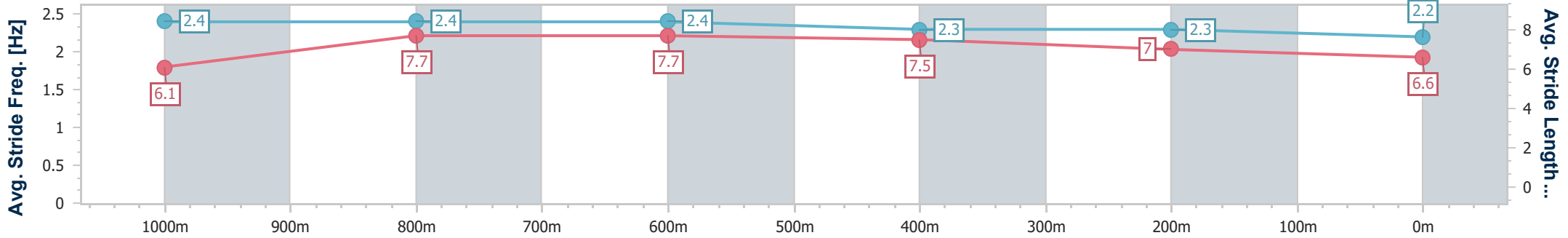
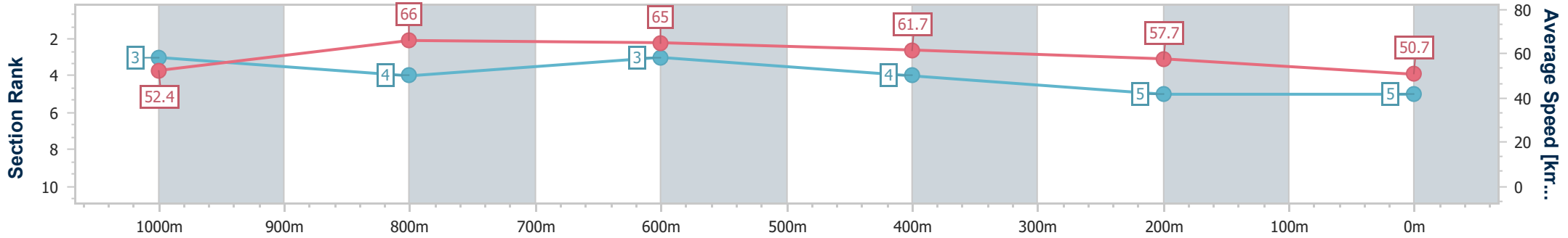


Doomben QLD Professional
Race 1: PORTLAND SKY FIRST CROP YEARLINGS @ WIDDEN
QTIS Two-Year-Old Handicap - 1200m
 27 November 2024 - 12:09
 Track Rating: Soft 6, Weather: Overcast, Rail Position: +0m Entire



BRISBANE
RACING CLUB

Section	Overall	1000m	800m	600m	400m	200m
Section Times	1:13.66 [5] (0:13.75)	0:59.91 [3] (0:10.88)	0:49.03 [4] (0:10.97)	0:38.06 [3] (0:11.49)	0:26.57 [4] (0:12.40)	0:14.17 [5] (0:14.17)
Average Speed [km/h]	52.4	66.0	65.0	61.7	57.7	50.7
Top Speed [km/h]	65.4	67.6	66.0	64.0	59.2	55.8
Avg. Dist. to Rail [m]	1.6	0.5	1.6	2.8	2.1	0.6
Avg. Stride Freq. [Hz]	2.4	2.4	2.4	2.3	2.3	2.2
Avg. Stride Length [m]	6.1	7.7	7.7	7.5	7.0	6.6



- [] Ranking at each section and finish
- .-.- No data available at this section
- NA No data available



Doomben QLD Professional

Race 2: DES LAMBART MEMORIAL One Metro Win Handicap - 1600m

27 November 2024 - 12:43



BRISBANE
RACING CLUB

Track Rating: Soft 6, Weather: Overcast, Rail Position: +0m Entire

Section		Overall	1400m	1200m	1000m	800m	600m	400m	Last 600m				
Field Times		1:36.71 (0:14.16)	1:22.55 (0:11.82)	1:10.73 (0:12.29)	0:58.44 (0:12.25)	0:46.19 (0:11.85)	0:34.34 (0:11.56)	0:22.78 (0:11.02)	0:34.34				
Rank	TAB Horse/Jockey	Barrier	Top Speed [km/h]	Fastest Section									Distance Travelled [m]
1	9 TORABELLA Emily Lang	4	66.7 400m	0:11.02 400m	1:36.71 [1] (0:14.21)	1:22.50 [2] (0:11.77)	1:10.73 [1] (0:12.29)	0:58.44 [1] (0:12.25)	0:46.19 [1] (0:11.85)	0:34.34 [1] (0:11.56)	0:22.78 [1] (0:11.02)	0:34.34	
2	2 IT'SMEMARIO Mark Du Plessis	5	67.1 400m	0:10.92 400m	1:36.75 [2] (0:14.35)	1:22.40 [3] (0:11.92)	1:10.48 [3] (0:12.38)	0:58.10 [3] (0:12.26)	0:45.84 [3] (0:11.81)	0:34.03 [3] (0:11.54)	0:22.49 [3] (0:10.92)	0:34.03	+1
3	6 AMERICAN PHIREBALL Martin Harley	9	67.9 400m	0:10.69 400m	1:37.16 [3] (0:14.98)	1:22.18 [9] (0:12.16)	1:10.02 [9] (0:12.32)	0:57.70 [9] (0:12.41)	0:45.29 [9] (0:11.64)	0:33.65 [9] (0:11.24)	0:22.41 [7] (0:10.69)	0:33.65	+1
4	3 EVOCATOR James Orman	7	69.3 400m	0:10.82 400m	1:37.18 [4] (0:14.91)	1:22.27 [8] (0:12.07)	1:10.20 [8] (0:12.32)	0:57.88 [8] (0:12.40)	0:45.48 [8] (0:11.67)	0:33.81 [7] (0:11.45)	0:22.36 [8] (0:10.82)	0:33.81	+2
5	1 RAINBOW CONNECTION Andrew Mallyon	8	66.5 400m	0:10.99 400m	1:37.20 [5] (0:14.16)	1:23.04 [1] (0:11.97)	1:11.07 [2] (0:12.31)	0:58.76 [2] (0:12.24)	0:46.52 [2] (0:11.98)	0:34.54 [2] (0:11.39)	0:23.15 [2] (0:10.99)	0:34.54	+8
6	8 READY AZZ EVA Luke Dempsey	1	65.9 400m	0:11.08 400m	1:37.23 [6] (0:14.43)	1:22.80 [4] (0:12.04)	1:10.76 [5] (0:12.43)	0:58.33 [5] (0:12.26)	0:46.07 [5] (0:11.89)	0:34.18 [6] (0:11.45)	0:22.73 [5] (0:11.08)	0:34.18	+6
7	7 ORIGINAL GLAZE Bailey Wheeler	2	66.3 400m	0:11.04 400m	1:37.48 [7] (0:14.61)	1:22.87 [6] (0:12.01)	1:10.86 [6] (0:12.35)	0:58.51 [6] (0:12.37)	0:46.14 [6] (0:11.70)	0:34.44 [5] (0:11.53)	0:22.91 [6] (0:11.04)	0:34.44	+3
8	11 APERITIVO Georgina Cartwright	3	65.0 400m	0:11.23 400m	1:37.59 [8] (0:14.44)	1:23.15 [5] (0:11.94)	1:11.21 [4] (0:12.34)	0:58.87 [4] (0:12.33)	0:46.54 [4] (0:11.84)	0:34.70 [4] (0:11.46)	0:23.24 [4] (0:11.23)	0:34.70	+7
9	5 MR FRENCH Noriyuki Masuda	6	64.2 400m	0:11.49 400m	1:38.75 [9] (0:14.81)	1:23.94 [7] (0:12.16)	1:11.78 [7] (0:12.31)	0:59.47 [7] (0:12.37)	0:47.10 [7] (0:11.84)	0:35.26 [8] (0:11.58)	0:23.68 [9] (0:11.49)	0:35.26	+7

Scratched: Poseidon Ruler (#10), Kadall (#4)

[] Ranking at each section and finish
 -:-:- No data available at this section
 NA No data available

SCN Saddle cloth number
 DNF Did not finish
 DNT Did not track



Doomben QLD Professional

Race 2: DES LAMBART MEMORIAL One Metro Win Handicap - 1600m

27 November 2024 - 12:43



BRISBANE
RACING CLUB

Track Rating: Soft 6, Weather: Overcast, Rail Position: +0m Entire

Section				200m				Last 600m	
Field Times				0:11.76 (0:11.76)				0:34.34	
Rank	TAB	Horse/Jockey	Barrier	Top Speed [km/h]	Fastest Section	Margin			Distance Travelled [m]
1	9	TORABELLA Emily Lang	4	66.7 400m	0:11.02 400m	0:11.76 [1] (0:11.76)	1:36.71		0:34.34
2	2	IT'SMEMARIO Mark Du Plessis	5	67.1 400m	0:10.92 400m	0:11.57 [3] (0:11.57)	0.26L		0:34.03 +1
3	6	AMERICAN PHIREBALL Martin Harley	9	67.9 400m	0:10.69 400m	0:11.72 [4] (0:11.72)	2.67L		0:33.65 +1
4	3	EVOCATOR James Orman	7	69.3 400m	0:10.82 400m	0:11.54 [8] (0:11.54)	2.77L		0:33.81 +2
5	1	RAINBOW CONNECTION Andrew Mallyon	8	66.5 400m	0:10.99 400m	0:12.16 [2] (0:12.16)	2.91L		0:34.54 +8
6	8	READY AZZ EVA Luke Dempsey	1	65.9 400m	0:11.08 400m	0:11.65 [5] (0:11.65)	3.07L		0:34.18 +6
7	7	ORIGINAL GLAZE Bailey Wheeler	2	66.3 400m	0:11.04 400m	0:11.87 [7] (0:11.87)	4.54L		0:34.44 +3
8	11	APERITIVO Georgina Cartwright	3	65.0 400m	0:11.23 400m	0:12.01 [6] (0:12.01)	5.21L		0:34.70 +7
9	5	MR FRENCH Noriyuki Masuda	6	64.2 400m	0:11.49 400m	0:12.19 [9] (0:12.19)	12.02L		0:35.26 +7

Scratched: Poseidon Ruler (#10), Kadall (#4)

[] Ranking at each section and finish
 -:-:- No data available at this section
 NA No data available

SCN Saddle cloth number
 DNF Did not finish
 DNT Did not track



Horse/Jockey Name	Torabella
Final Rank	1
Fastest Section Time (Section)	0:11.02 (400m)
Top Speed [km/h] (Section)	66.7 (400m)
Race State	Finished



Doomben QLD Professional
Race 2: DES LAMBART MEMORIAL One Metro Win Handicap - 1600m

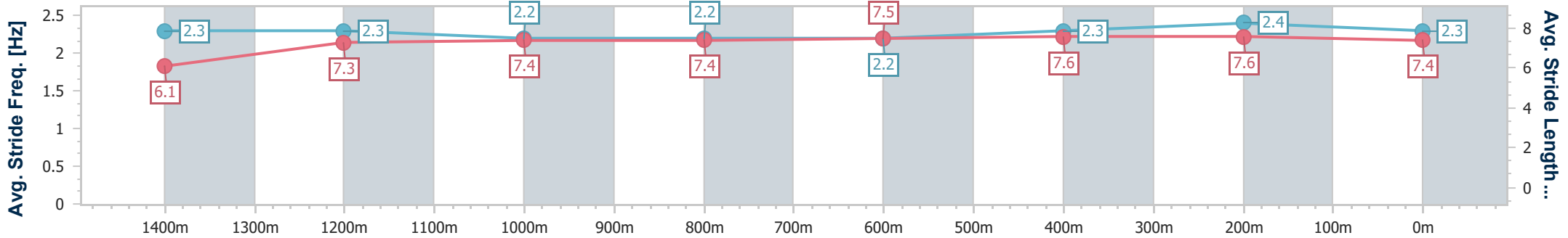
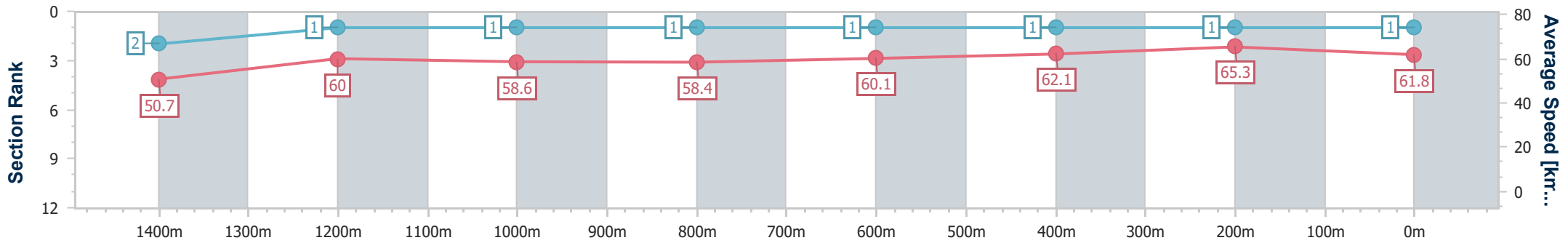


27 November 2024 - 12:43

BRISBANE
RACING CLUB

Track Rating: Soft 6, Weather: Overcast, Rail Position: +0m Entire

Section	Overall	1400m	1200m	1000m	800m	600m	400m	200m
Section Times	1:36.71 [1] (0:14.21)	1:22.50 [2] (0:11.77)	1:10.73 [1] (0:12.29)	0:58.44 [1] (0:12.25)	0:46.19 [1] (0:11.85)	0:34.34 [1] (0:11.56)	0:22.78 [1] (0:11.02)	0:11.76 [1] (0:11.76)
Average Speed [km/h]	50.7	60.0	58.6	58.4	60.1	62.1	65.3	61.8
Top Speed [km/h]	60.8	61.8	60.4	59.3	61.6	65.2	66.7	64.9
Avg. Dist. to Rail [m]	1.5	2.5	2.2	1.8	1.7	0.5	0.7	1.6
Avg. Stride Freq. [Hz]	2.3	2.3	2.2	2.2	2.2	2.3	2.4	2.3
Avg. Stride Length [m]	6.1	7.3	7.4	7.4	7.5	7.6	7.6	7.4



- [] Ranking at each section and finish
- .-.- No data available at this section
- NA No data available



Horse/Jockey Name	It'smemario
Final Rank	2
Fastest Section Time (Section)	0:10.92 (400m)
Top Speed [km/h] (Section)	67.1 (400m)
Race State	Finished

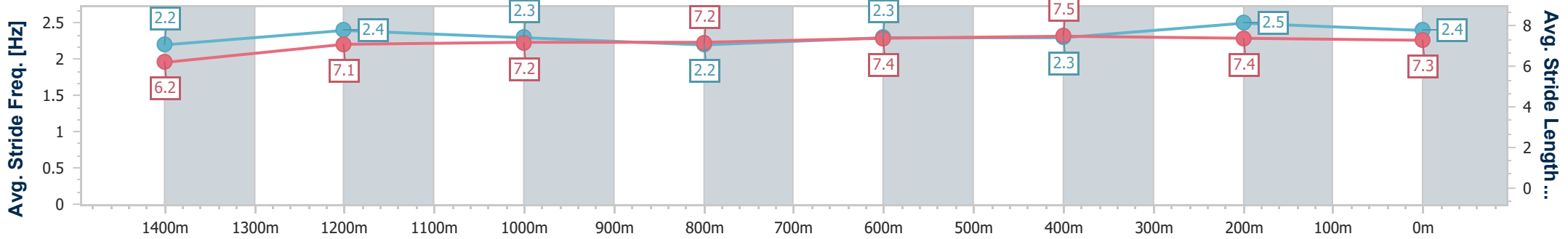
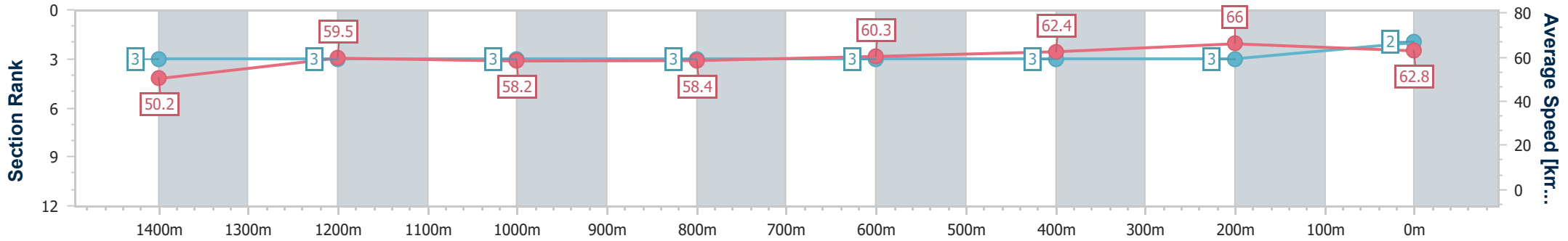


Doomben QLD Professional
Race 2: DES LAMBART MEMORIAL One Metro Win Handicap - 1600m
 27 November 2024 - 12:43
 Track Rating: Soft 6, Weather: Overcast, Rail Position: +0m Entire



BRISBANE
RACING CLUB

Section	Overall	1400m	1200m	1000m	800m	600m	400m	200m
Section Times	1:36.75 [2] (0:14.35)	1:22.40 [3] (0:11.92)	1:10.48 [3] (0:12.38)	0:58.10 [3] (0:12.26)	0:45.84 [3] (0:11.81)	0:34.03 [3] (0:11.54)	0:22.49 [3] (0:10.92)	0:11.57 [3] (0:11.57)
Average Speed [km/h]	50.2	59.5	58.2	58.4	60.3	62.4	66.0	62.8
Top Speed [km/h]	60.4	60.8	59.9	59.4	61.9	64.9	67.1	65.1
Avg. Dist. to Rail [m]	1.8	1.8	3.0	3.0	2.2	0.7	2.3	3.8
Avg. Stride Freq. [Hz]	2.2	2.4	2.3	2.2	2.3	2.3	2.5	2.4
Avg. Stride Length [m]	6.2	7.1	7.2	7.2	7.4	7.5	7.4	7.3



- [] Ranking at each section and finish
- .-.- No data available at this section
- NA No data available



Horse/Jockey Name	American Phireball
Final Rank	3
Fastest Section Time (Section)	0:10.69 (400m)
Top Speed [km/h] (Section)	67.9 (400m)
Race State	Finished



Doomben QLD Professional
Race 2: DES LAMBART MEMORIAL One Metro Win Handicap - 1600m

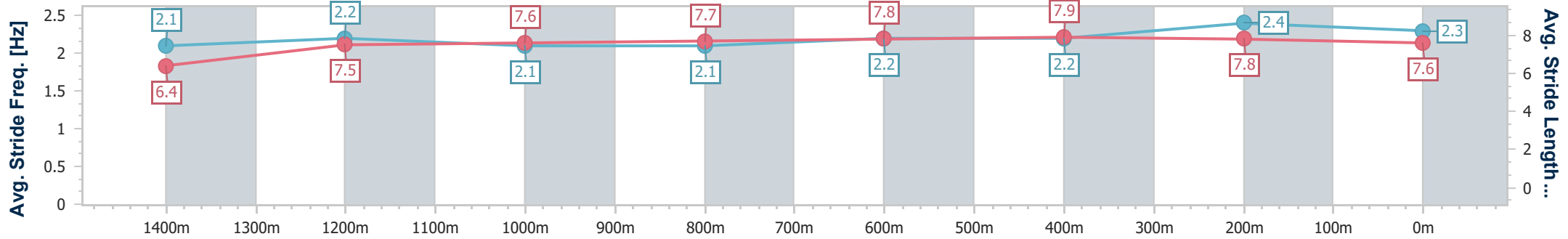
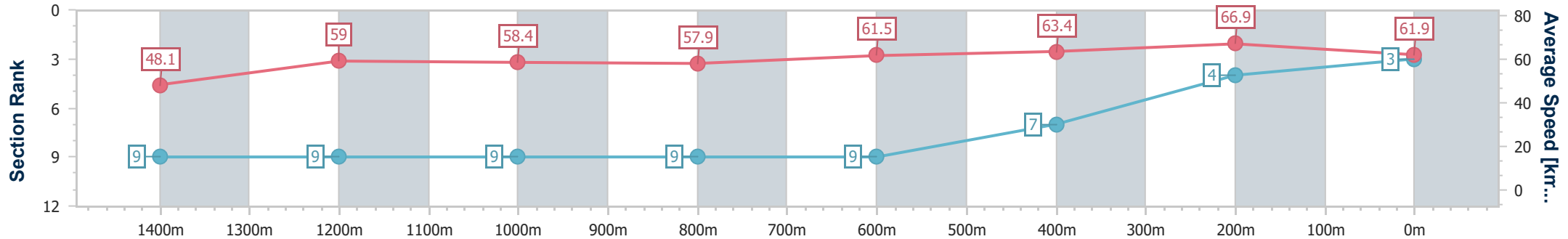


27 November 2024 - 12:43

BRISBANE RACING CLUB

Track Rating: Soft 6, Weather: Overcast, Rail Position: +0m Entire

Section	Overall	1400m	1200m	1000m	800m	600m	400m	200m
Section Times	1:37.16 [3] (0:14.98)	1:22.18 [9] (0:12.16)	1:10.02 [9] (0:12.32)	0:57.70 [9] (0:12.41)	0:45.29 [9] (0:11.64)	0:33.65 [9] (0:11.24)	0:22.41 [7] (0:10.69)	0:11.72 [4] (0:11.72)
Average Speed [km/h]	48.1	59.0	58.4	57.9	61.5	63.4	66.9	61.9
Top Speed [km/h]	59.1	60.4	61.1	59.7	65.0	66.0	67.9	65.4
Avg. Dist. to Rail [m]	4.6	0.8	1.3	0.8	1.3	1.9	2.0	0.9
Avg. Stride Freq. [Hz]	2.1	2.2	2.1	2.1	2.2	2.2	2.4	2.3
Avg. Stride Length [m]	6.4	7.5	7.6	7.7	7.8	7.9	7.8	7.6



- [] Ranking at each section and finish
- .-.- No data available at this section
- NA No data available



Horse/Jockey Name	Evocator
Final Rank	4
Fastest Section Time (Section)	0:10.82 (400m)
Top Speed [km/h] (Section)	69.3 (400m)
Race State	Finished



Doomben QLD Professional
Race 2: DES LAMBART MEMORIAL One Metro Win Handicap - 1600m

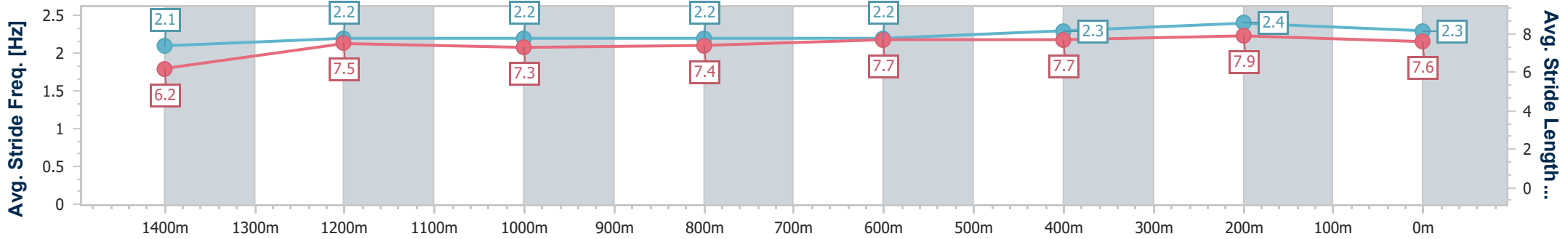
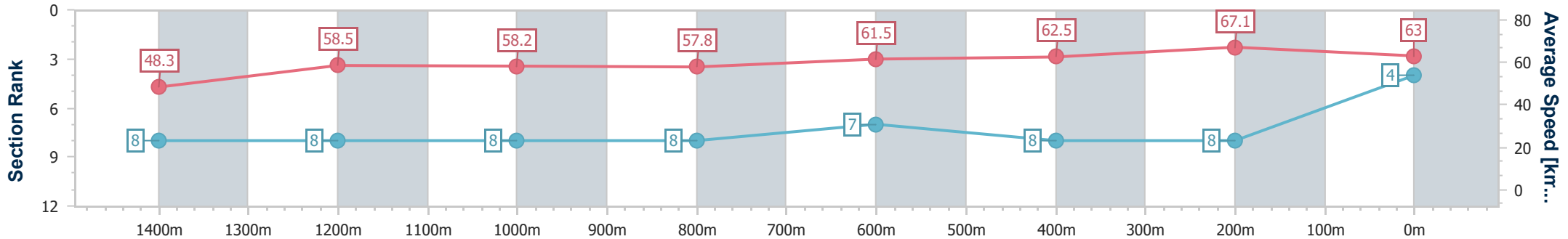


27 November 2024 - 12:43

BRISBANE RACING CLUB

Track Rating: Soft 6, Weather: Overcast, Rail Position: +0m Entire

Section	Overall	1400m	1200m	1000m	800m	600m	400m	200m
Section Times	1:37.18 [4] (0:14.91)	1:22.27 [8] (0:12.07)	1:10.20 [8] (0:12.32)	0:57.88 [8] (0:12.40)	0:45.48 [8] (0:11.67)	0:33.81 [7] (0:11.45)	0:22.36 [8] (0:10.82)	0:11.54 [8] (0:11.54)
Average Speed [km/h]	48.3	58.5	58.2	57.8	61.5	62.5	67.1	63.0
Top Speed [km/h]	60.7	59.5	59.8	59.8	63.8	65.8	69.3	66.4
Avg. Dist. to Rail [m]	2.7	2.8	2.3	1.9	1.2	0.7	4.3	7.6
Avg. Stride Freq. [Hz]	2.1	2.2	2.2	2.2	2.2	2.3	2.4	2.3
Avg. Stride Length [m]	6.2	7.5	7.3	7.4	7.7	7.7	7.9	7.6



- [] Ranking at each section and finish
- .-.- No data available at this section
- NA No data available



Horse/Jockey Name	Rainbow Connection
Final Rank	5
Fastest Section Time (Section)	0:10.99 (400m)
Top Speed [km/h] (Section)	66.5 (400m)
Race State	Finished



Doomben QLD Professional
Race 2: DES LAMBART MEMORIAL One Metro Win Handicap - 1600m

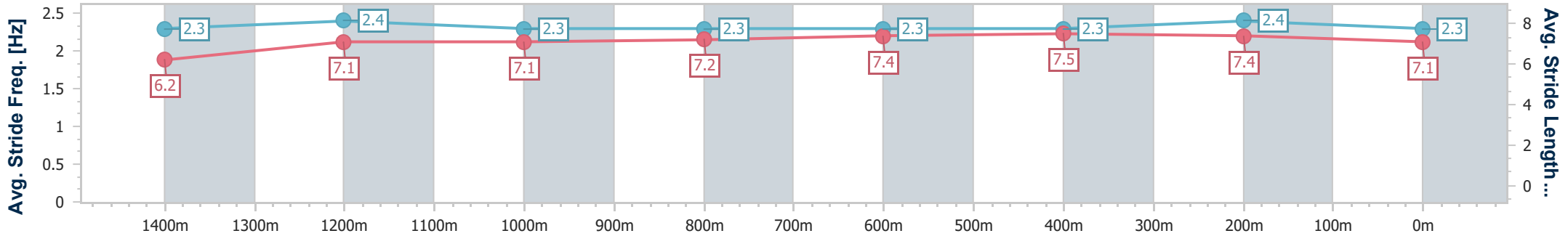
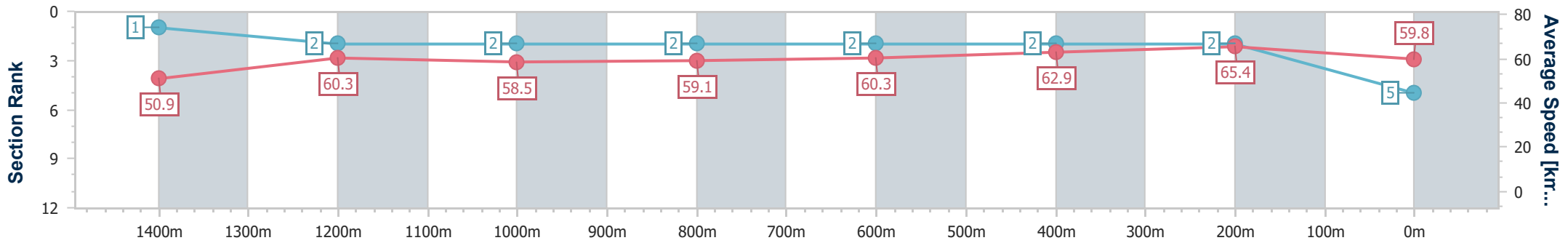


27 November 2024 - 12:43

BRISBANE RACING CLUB

Track Rating: Soft 6, Weather: Overcast, Rail Position: +0m Entire

Section	Overall	1400m	1200m	1000m	800m	600m	400m	200m
Section Times	1:37.20 [5] (0:14.16)	1:23.04 [1] (0:11.97)	1:11.07 [2] (0:12.31)	0:58.76 [2] (0:12.24)	0:46.52 [2] (0:11.98)	0:34.54 [2] (0:11.39)	0:23.15 [2] (0:10.99)	0:12.16 [2] (0:12.16)
Average Speed [km/h]	50.9	60.3	58.5	59.1	60.3	62.9	65.4	59.8
Top Speed [km/h]	62.7	62.5	60.0	60.3	62.5	66.0	66.5	63.3
Avg. Dist. to Rail [m]	3.8	0.9	0.6	1.0	0.7	0.5	0.8	0.8
Avg. Stride Freq. [Hz]	2.3	2.4	2.3	2.3	2.3	2.3	2.4	2.3
Avg. Stride Length [m]	6.2	7.1	7.1	7.2	7.4	7.5	7.4	7.1



- [] Ranking at each section and finish
- .-.- No data available at this section
- NA No data available



Horse/Jockey Name	Ready Azz Eva
Final Rank	6
Fastest Section Time (Section)	0:11.08 (400m)
Top Speed [km/h] (Section)	65.9 (400m)
Race State	Finished



Doomben QLD Professional
Race 2: DES LAMBART MEMORIAL One Metro Win Handicap - 1600m

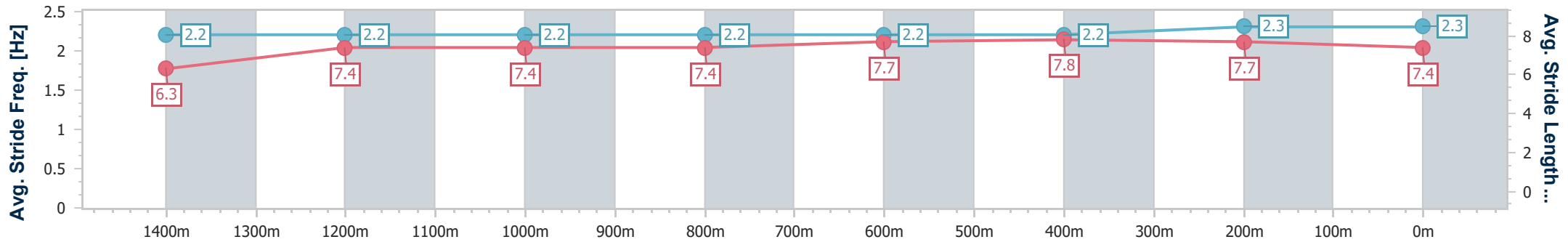
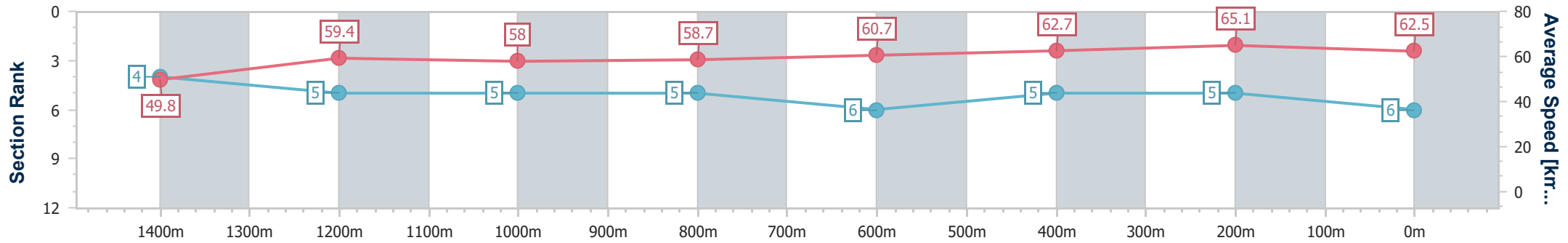


27 November 2024 - 12:43

BRISBANE
RACING CLUB

Track Rating: Soft 6, Weather: Overcast, Rail Position: +0m Entire

Section	Overall	1400m	1200m	1000m	800m	600m	400m	200m
Section Times	1:37.23 [6] (0:14.43)	1:22.80 [4] (0:12.04)	1:10.76 [5] (0:12.43)	0:58.33 [5] (0:12.26)	0:46.07 [5] (0:11.89)	0:34.18 [6] (0:11.45)	0:22.73 [5] (0:11.08)	0:11.65 [5] (0:11.65)
Average Speed [km/h]	49.8	59.4	58.0	58.7	60.7	62.7	65.1	62.5
Top Speed [km/h]	61.8	60.1	58.9	59.6	62.1	64.4	65.9	64.5
Avg. Dist. to Rail [m]	1.0	0.6	0.1	0.2	0.3	0.2	0.8	4.1
Avg. Stride Freq. [Hz]	2.2	2.2	2.2	2.2	2.2	2.2	2.3	2.3
Avg. Stride Length [m]	6.3	7.4	7.4	7.4	7.7	7.8	7.7	7.4



- [] Ranking at each section and finish
- .-.- No data available at this section
- NA No data available



Horse/Jockey Name	Original Glaze
Final Rank	7
Fastest Section Time (Section)	0:11.04 (400m)
Top Speed [km/h] (Section)	66.3 (400m)
Race State	Finished



Doomben QLD Professional
Race 2: DES LAMBART MEMORIAL One Metro Win Handicap - 1600m

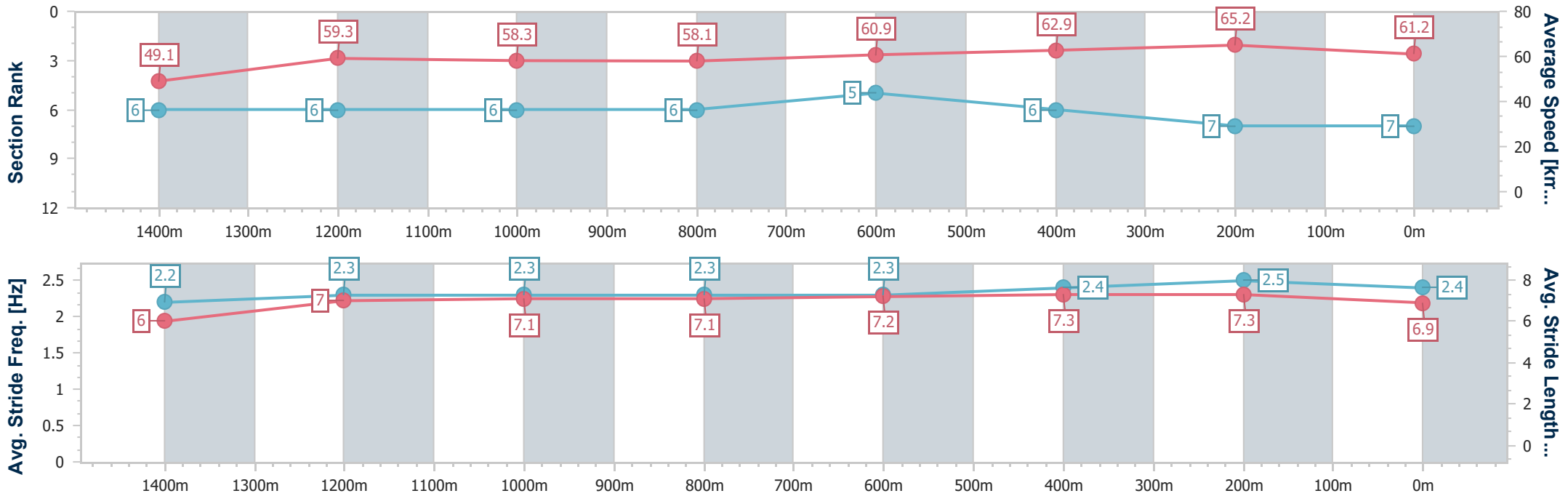


27 November 2024 - 12:43

BRISBANE
RACING CLUB

Track Rating: Soft 6, Weather: Overcast, Rail Position: +0m Entire

Section	Overall	1400m	1200m	1000m	800m	600m	400m	200m						
Section Times	1:37.48 [7] (0:14.61)	1:22.87 [6] (0:12.01)	1:10.86 [6] (0:12.35)	0:58.51 [6] (0:12.37)	0:46.14 [6] (0:11.70)	0:34.44 [5] (0:11.53)	0:22.91 [6] (0:11.04)	0:11.87 [7] (0:11.87)						
Average Speed [km/h]	49.1	59.3	58.3	58.1	60.9	62.9	65.2	61.2						
Top Speed [km/h]	60.5	60.4	59.1	59.4	62.2	64.7	66.3	64.8						
Avg. Dist. to Rail [m]	0.6	1.7	0.9	0.7	1.2	0.5	2.8	5.6						
Avg. Stride Freq. [Hz]	2.2	2.3	2.3	2.3	2.3	2.4	2.5	2.4						
Avg. Stride Length [m]	6.0	7.0	7.1	7.1	7.2	7.3	7.3	6.9						



- [] Ranking at each section and finish
- .-.- No data available at this section
- NA No data available



Horse/Jockey Name	Aperitivo
Final Rank	8
Fastest Section Time (Section)	0:11.23 (400m)
Top Speed [km/h] (Section)	65.0 (400m)
Race State	Finished



Doomben QLD Professional
Race 2: DES LAMBART MEMORIAL One Metro Win Handicap - 1600m

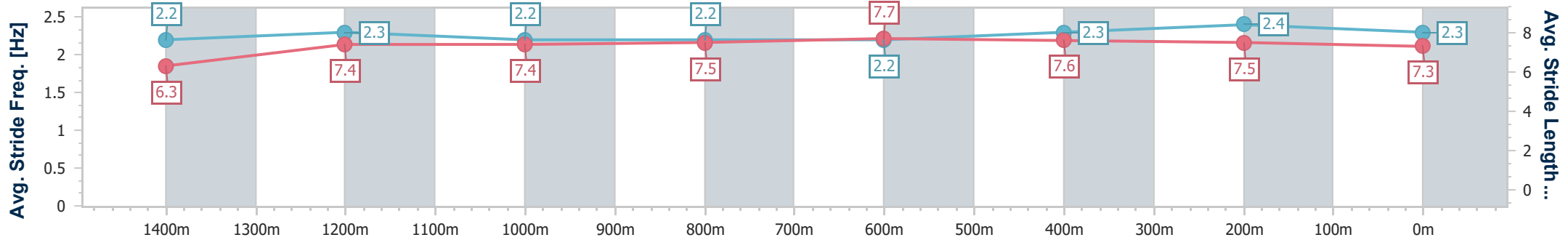
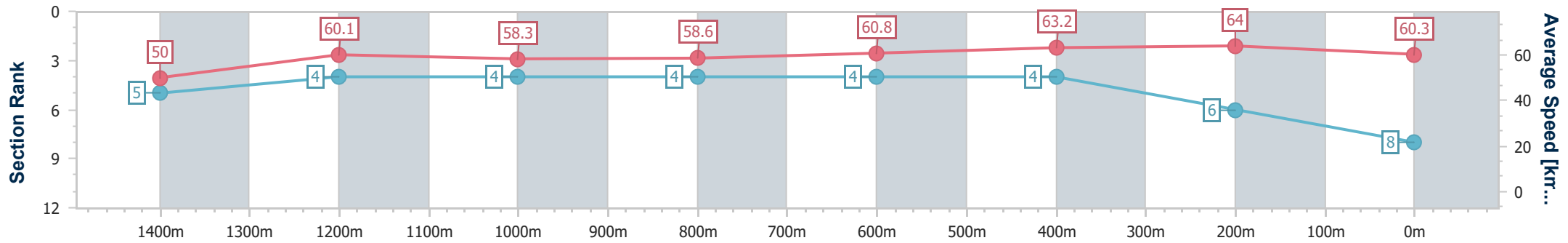


27 November 2024 - 12:43

BRISBANE RACING CLUB

Track Rating: Soft 6, Weather: Overcast, Rail Position: +0m Entire

Section	Overall	1400m	1200m	1000m	800m	600m	400m	200m
Section Times	1:37.59 [8] (0:14.44)	1:23.15 [5] (0:11.94)	1:11.21 [4] (0:12.34)	0:58.87 [4] (0:12.33)	0:46.54 [4] (0:11.84)	0:34.70 [4] (0:11.46)	0:23.24 [4] (0:11.23)	0:12.01 [6] (0:12.01)
Average Speed [km/h]	50.0	60.1	58.3	58.6	60.8	63.2	64.0	60.3
Top Speed [km/h]	61.4	61.5	60.1	59.5	63.2	63.8	65.0	63.0
Avg. Dist. to Rail [m]	1.1	0.3	0.1	0.5	0.9	0.9	2.0	4.7
Avg. Stride Freq. [Hz]	2.2	2.3	2.2	2.2	2.2	2.3	2.4	2.3
Avg. Stride Length [m]	6.3	7.4	7.4	7.5	7.7	7.6	7.5	7.3



- [] Ranking at each section and finish
- .-.- No data available at this section
- NA No data available



Horse/Jockey Name	Mr French
Final Rank	9
Fastest Section Time (Section)	0:11.49 (400m)
Top Speed [km/h] (Section)	64.2 (400m)
Race State	Finished



Doomben QLD Professional
Race 2: DES LAMBART MEMORIAL One Metro Win Handicap - 1600m

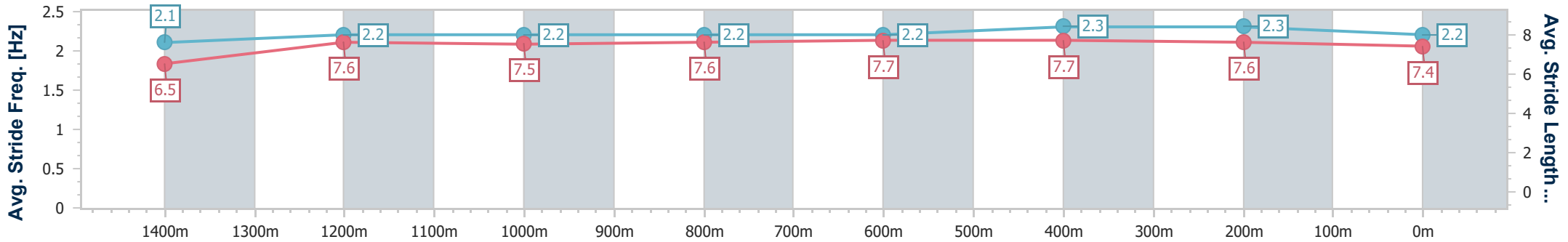
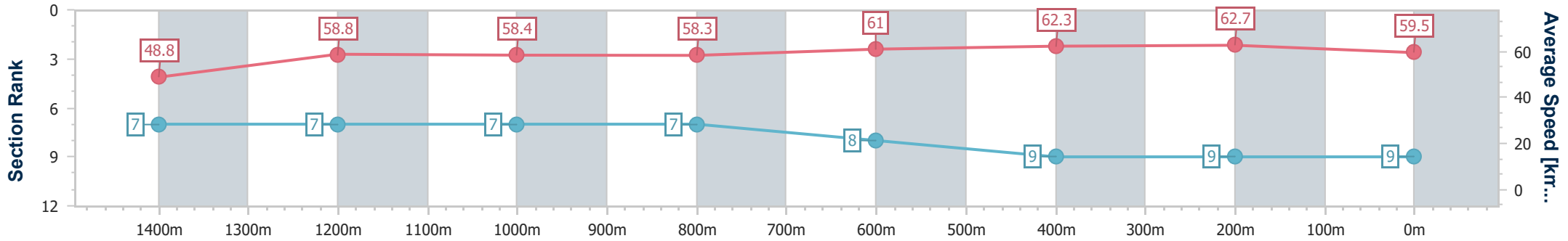


27 November 2024 - 12:43

BRISBANE RACING CLUB

Track Rating: Soft 6, Weather: Overcast, Rail Position: +0m Entire

Section	Overall	1400m	1200m	1000m	800m	600m	400m	200m
Section Times	1:38.75 [9] (0:14.81)	1:23.94 [7] (0:12.16)	1:11.78 [7] (0:12.31)	0:59.47 [7] (0:12.37)	0:47.10 [7] (0:11.84)	0:35.26 [8] (0:11.58)	0:23.68 [9] (0:11.49)	0:12.19 [9] (0:12.19)
Average Speed [km/h]	48.8	58.8	58.4	58.3	61.0	62.3	62.7	59.5
Top Speed [km/h]	59.6	59.8	59.6	59.5	63.1	63.6	64.2	62.1
Avg. Dist. to Rail [m]	2.7	0.8	0.3	0.1	0.6	0.4	1.5	3.2
Avg. Stride Freq. [Hz]	2.1	2.2	2.2	2.2	2.2	2.3	2.3	2.2
Avg. Stride Length [m]	6.5	7.6	7.5	7.6	7.7	7.7	7.6	7.4



- [] Ranking at each section and finish
- .-.- No data available at this section
- NA No data available



Doomben QLD Professional
Race 3: ROAD TO MAGIC MILLIONS BOOK NOW BENCHMARK 70
Handicap - 1600m
27 November 2024 - 13:19



BRISBANE
RACING CLUB

Track Rating: Soft 6, Weather: Overcast, Rail Position: +0m Entire

Section		Overall	1400m	1200m	1000m	800m	600m	400m	Last 600m				
Field Times		1:35.49 (0:13.87)	1:21.62 (0:11.17)	1:10.45 (0:11.25)	0:59.20 (0:11.77)	0:47.43 (0:11.86)	0:35.57 (0:11.69)	0:23.88 (0:11.86)	0:35.57				
Rank	TAB Horse/Jockey	Barrier	Top Speed [km/h]	Fastest Section	Distance Travelled [m]								
1	10 NAVAL SEAL Andrew Mallyon	9	65.0 400m	0:11.31 400m	1:35.49 [1] (0:14.60)	1:20.89 [9] (0:11.84)	1:09.05 [10] (0:11.51)	0:57.54 [10] (0:11.50)	0:46.04 [9] (0:11.45)	0:34.59 [8] (0:11.45)	0:23.14 [7] (0:11.31)	0:34.59	
2	18 EL PENSADOR Kyle Wilson-Taylor	10	65.8 400m	0:11.10 400m	1:35.59 [2] (0:14.75)	1:20.84 [12] (0:12.04)	1:08.80 [11] (0:11.62)	0:57.18 [12] (0:11.67)	0:45.51 [12] (0:11.32)	0:34.19 [12] (0:11.41)	0:22.78 [11] (0:11.10)	0:34.19	+1
3	17 LUDOVISI James Orman	8	64.5 Overall	0:11.41 1000m	1:35.76 [3] (0:14.27)	1:21.49 [6] (0:11.75)	1:09.74 [7] (0:11.51)	0:58.23 [6] (0:11.41)	0:46.82 [5] (0:11.77)	0:35.05 [5] (0:11.47)	0:23.58 [4] (0:11.44)	0:35.05	+2
4	9 MOSZUR Ryan Maloney	7	64.3 600m	0:11.31 400m	1:35.83 [4] (0:14.65)	1:21.18 [11] (0:11.67)	1:09.51 [9] (0:11.48)	0:58.03 [9] (0:11.70)	0:46.33 [10] (0:11.61)	0:34.72 [10] (0:11.48)	0:23.24 [10] (0:11.31)	0:34.72	+4
5	16 POSEIDON RULER Martin Harley	2	64.3 400m	0:11.35 400m	1:36.05 [5] (0:14.32)	1:21.73 [8] (0:11.67)	1:10.06 [6] (0:11.66)	0:58.40 [8] (0:11.65)	0:46.75 [8] (0:11.79)	0:34.96 [9] (0:11.39)	0:23.57 [9] (0:11.35)	0:34.96	-2
6	12 DIANA'S AFFAIR Angela Jones	4	64.0 1000m	0:11.46 600m	1:36.14 [6] (0:14.29)	1:21.85 [7] (0:11.82)	1:10.03 [8] (0:11.53)	0:58.50 [7] (0:11.47)	0:47.03 [6] (0:11.67)	0:35.36 [6] (0:11.46)	0:23.90 [6] (0:11.46)	0:35.36	+2
7	11 SIAN STAR Jag Guthmann-Chester	11	64.8 Overall	0:11.51 1400m	1:36.39 [7] (0:14.03)	1:22.36 [4] (0:11.51)	1:10.85 [4] (0:11.67)	0:59.18 [4] (0:11.65)	0:47.53 [4] (0:11.79)	0:35.74 [4] (0:11.59)	0:24.15 [5] (0:11.62)	0:35.74	+0
8	14 DISNEY CASTLE Bailey Wheeler	3	64.6 Overall	0:11.47 400m	1:36.52 [8] (0:14.11)	1:22.41 [5] (0:11.63)	1:10.78 [5] (0:11.74)	0:59.04 [5] (0:11.65)	0:47.39 [7] (0:11.75)	0:35.64 [7] (0:11.52)	0:24.12 [8] (0:11.47)	0:35.64	+1
9	1 TUHINGA Emily Lang	12	64.4 1200m	0:11.44 1200m	1:36.69 [9] (0:14.63)	1:22.06 [10] (0:12.17)	1:09.89 [12] (0:11.44)	0:58.45 [11] (0:11.54)	0:46.91 [11] (0:11.57)	0:35.34 [11] (0:11.60)	0:23.74 [12] (0:11.45)	0:35.34	+11
10	15 MORE LOVE Rikki Jamieson	6	65.6 Overall	0:11.19 1400m	1:36.80 [10] (0:13.99)	1:22.81 [3] (0:11.19)	1:11.62 [3] (0:11.33)	1:00.29 [2] (0:11.79)	0:48.50 [2] (0:11.87)	0:36.63 [2] (0:11.61)	0:25.02 [2] (0:11.93)	0:36.63	+1

Scratched: Expectant (#13), Ready Azz Eva (#7), Original Glaze (#6), American Phireball (#4), Torabella (#8), Pipistrelle (#5), Believe So (#3)

[] Ranking at each section and finish
 -:-:- No data available at this section
 NA No data available
 SCN Saddle cloth number
 DNF Did not finish
 DNT Did not track



Doomben QLD Professional
Race 3: ROAD TO MAGIC MILLIONS BOOK NOW BENCHMARK 70
Handicap - 1600m
27 November 2024 - 13:19



BRISBANE
RACING CLUB

Track Rating: Soft 6, Weather: Overcast, Rail Position: +0m Entire

Section		Overall	1400m	1200m	1000m	800m	600m	400m	Last 600m				
Field Times		1:35.49 (0:13.87)	1:21.62 (0:11.17)	1:10.45 (0:11.25)	0:59.20 (0:11.77)	0:47.43 (0:11.86)	0:35.57 (0:11.69)	0:23.88 (0:11.86)	0:35.57				
Rank	TAB Horse/Jockey	Barrier	Top Speed [km/h]	Fastest Section					Distance Travelled [m]				
11	2 KADALL Cody Collis	1	65.6 1200m	0:11.13 1400m	1:36.87 [11] (0:13.91)	1:22.96 [2] (0:11.13)	1:11.83 [1] (0:11.25)	1:00.58 [1] (0:11.77)	0:48.81 [1] (0:11.86)	0:36.95 [1] (0:11.69)	0:25.26 [1] (0:11.86)	0:36.95	-2
12	19 WEST CORK Robbie Dolan	5	68.4 Overall	0:11.30 1400m	1:37.19 [12] (0:13.87)	1:23.32 [1] (0:11.30)	1:12.02 [2] (0:11.43)	1:00.59 [3] (0:11.93)	0:48.66 [3] (0:11.83)	0:36.83 [3] (0:11.62)	0:25.21 [3] (0:11.93)	0:36.83	+1

Scratched: Expectant (#13), Ready Azz Eva (#7), Original Glaze (#6), American Phireball (#4), Torabella (#8), Pipistrelle (#5), Believe So (#3)

[] Ranking at each section and finish
 -:-:-:- No data available at this section
 NA No data available

SCN Saddle cloth number
 DNF Did not finish
 DNT Did not track



Doomben QLD Professional
Race 3: ROAD TO MAGIC MILLIONS BOOK NOW BENCHMARK 70
Handicap - 1600m
27 November 2024 - 13:19



Track Rating: Soft 6, Weather: Overcast, Rail Position: +0m Entire

Section				200m				Last 600m	
Field Times				0:12.02 (0:12.02)				0:35.57	
Rank	TAB Horse/Jockey	Barrier	Top Speed [km/h]	Fastest Section		Margin			Distance Travelled [m]
1	10 NAVAL SEAL Andrew Mallyon	9	65.0 400m	0:11.31 400m	0:11.83 [3] (0:11.83)	1:35.49		0:34.59	
2	18 EL PENSADOR Kyle Wilson-Taylor	10	65.8 400m	0:11.10 400m	0:11.68 [10] (0:11.68)	0.61L		0:34.19	+1
3	17 LUDOVISI James Orman	8	64.5 Overall	0:11.41 1000m	0:12.14 [2] (0:12.14)	1.61L		0:35.05	+2
4	9 MOSZUR Ryan Maloney	7	64.3 600m	0:11.31 400m	0:11.93 [9] (0:11.93)	2.01L		0:34.72	+4
5	16 POSEIDON RULER Martin Harley	2	64.3 400m	0:11.35 400m	0:12.22 [6] (0:12.22)	3.3L		0:34.96	-2
6	12 DIANA'S AFFAIR Angela Jones	4	64.0 1000m	0:11.46 600m	0:12.44 [4] (0:12.44)	3.84L		0:35.36	+2
7	11 SIAN STAR Jag Guthmann-Chester	11	64.8 Overall	0:11.51 1400m	0:12.53 [7] (0:12.53)	5.28L		0:35.74	+0
8	14 DISNEY CASTLE Bailey Wheeler	3	64.6 Overall	0:11.47 400m	0:12.65 [8] (0:12.65)	6.08L		0:35.64	+1
9	1 TUHINGA Emily Lang	12	64.4 1200m	0:11.44 1200m	0:12.29 [12] (0:12.29)	7.05L		0:35.34	+11
10	15 MORE LOVE Rikki Jamieson	6	65.6 Overall	0:11.19 1400m	0:13.09 [5] (0:13.09)	7.72L		0:36.63	+1

Scratched: Expectant (#13), Ready Azz Eva (#7), Original Glaze (#6), American Phireball (#4), Torabella (#8), Pipistrelle (#5), Believe So (#3)

[] Ranking at each section and finish
 -:-:- No data available at this section
 NA No data available

SCN Saddle cloth number
 DNF Did not finish
 DNT Did not track



Doomben QLD Professional
Race 3: ROAD TO MAGIC MILLIONS BOOK NOW BENCHMARK 70
Handicap - 1600m
27 November 2024 - 13:19



Track Rating: Soft 6, Weather: Overcast, Rail Position: +0m Entire

Section				200m				Last 600m	
Field Times				0:12.02 (0:12.02)				0:35.57	
Rank	TAB Horse/Jockey	Barrier	Top Speed [km/h]	Fastest Section	Margin				Distance Travelled [m]
11	2 KADALL Cody Collis	1	65.6 1200m	0:11.13 1400m	0:13.40 [1] (0:13.40)	8.16L		0:36.95	-2
12	19 WEST CORK Robbie Dolan	5	68.4 Overall	0:11.30 1400m	0:13.28 [11] (0:13.28)	10.03L		0:36.83	+1

Scratched: Expectant (#13), Ready Azz Eva (#7), Original Glaze (#6), American Phireball (#4), Torabella (#8), Pipistrelle (#5), Believe So (#3)

[] Ranking at each section and finish
 -:-:-:- No data available at this section
 NA No data available

SCN Saddle cloth number
 DNF Did not finish
 DNT Did not track



Horse/Jockey Name	Naval Seal
Final Rank	1
Fastest Section Time (Section)	0:11.31 (400m)
Top Speed [km/h] (Section)	65.0 (400m)
Race State	Finished



Doomben QLD Professional
Race 3: ROAD TO MAGIC MILLIONS BOOK NOW BENCHMARK
70 Handicap - 1600m

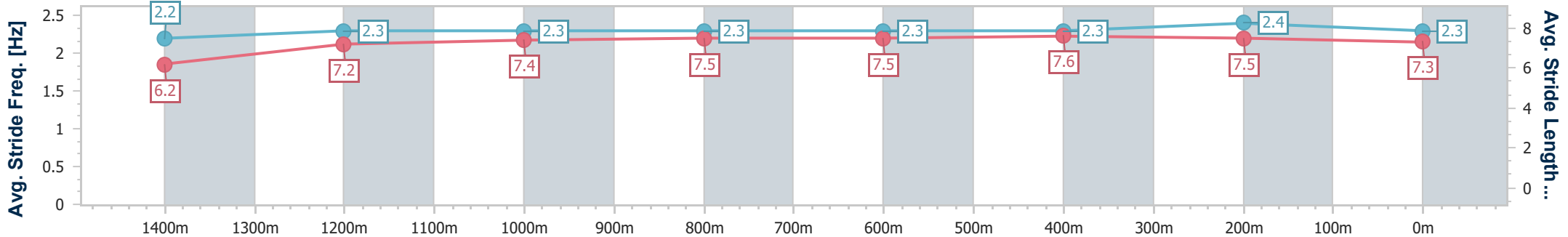
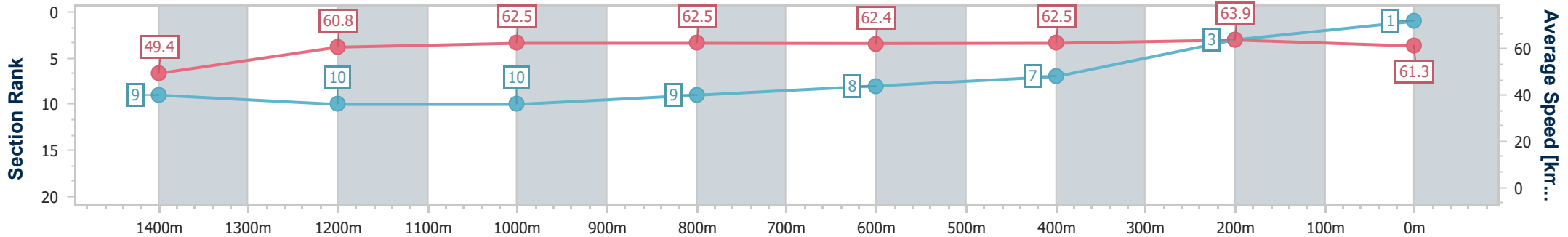


BRISBANE
 RACING CLUB

27 November 2024 - 13:19

Track Rating: Soft 6, Weather: Overcast, Rail Position: +0m Entire

Section	Overall	1400m	1200m	1000m	800m	600m	400m	200m
Section Times	1:35.49 [1] (0:14.60)	1:20.89 [9] (0:11.84)	1:09.05 [10] (0:11.51)	0:57.54 [10] (0:11.50)	0:46.04 [9] (0:11.45)	0:34.59 [8] (0:11.45)	0:23.14 [7] (0:11.31)	0:11.83 [3] (0:11.83)
Average Speed [km/h]	49.4	60.8	62.5	62.5	62.4	62.5	63.9	61.3
Top Speed [km/h]	63.8	61.8	63.5	63.5	63.0	64.2	65.0	64.2
Avg. Dist. to Rail [m]	4.5	0.2	0.3	0.5	1.5	0.7	3.4	4.4
Avg. Stride Freq. [Hz]	2.2	2.3	2.3	2.3	2.3	2.3	2.4	2.3
Avg. Stride Length [m]	6.2	7.2	7.4	7.5	7.5	7.6	7.5	7.3



- [] Ranking at each section and finish
- .-.- No data available at this section
- NA No data available



Horse/Jockey Name	El Pensador
Final Rank	2
Fastest Section Time (Section)	0:11.10 (400m)
Top Speed [km/h] (Section)	65.8 (400m)
Race State	Finished



Doomben QLD Professional
 Race 3: ROAD TO MAGIC MILLIONS BOOK NOW BENCHMARK
 70 Handicap - 1600m

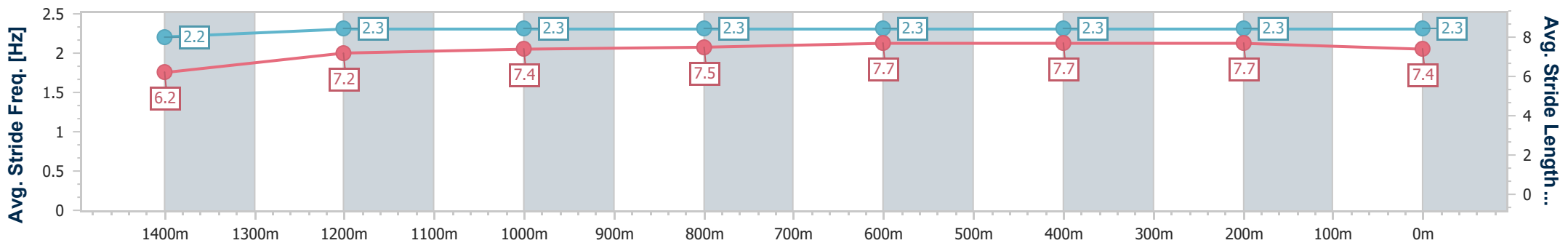
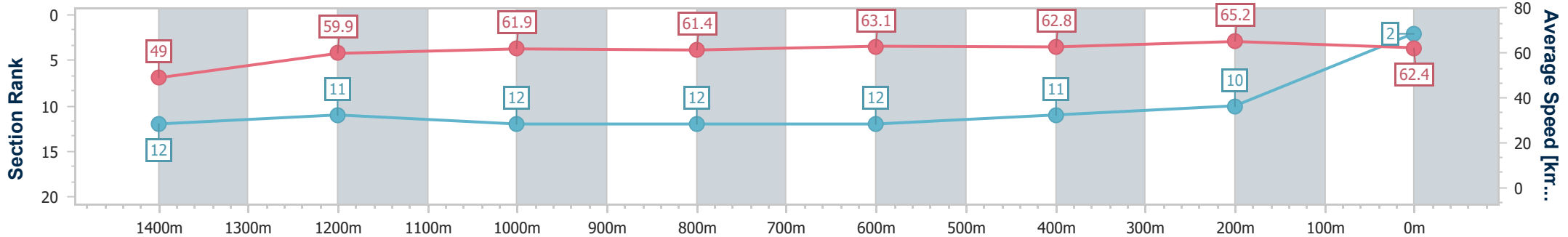


BRISBANE
 RACING CLUB

27 November 2024 - 13:19

Track Rating: Soft 6, Weather: Overcast, Rail Position: +0m Entire

Section	Overall	1400m	1200m	1000m	800m	600m	400m	200m
Section Times	1:35.59 [2] (0:14.75)	1:20.84 [12] (0:12.04)	1:08.80 [11] (0:11.62)	0:57.18 [12] (0:11.67)	0:45.51 [12] (0:11.32)	0:34.19 [12] (0:11.41)	0:22.78 [11] (0:11.10)	0:11.68 [10] (0:11.68)
Average Speed [km/h]	49.0	59.9	61.9	61.4	63.1	62.8	65.2	62.4
Top Speed [km/h]	61.7	60.8	63.0	62.2	64.3	65.5	65.8	65.8
Avg. Dist. to Rail [m]	6.0	0.9	0.9	1.0	2.0	0.8	5.0	7.2
Avg. Stride Freq. [Hz]	2.2	2.3	2.3	2.3	2.3	2.3	2.3	2.3
Avg. Stride Length [m]	6.2	7.2	7.4	7.5	7.7	7.7	7.7	7.4



- [] Ranking at each section and finish
- .-.- No data available at this section
- NA No data available



Horse/Jockey Name	Ludovisi
Final Rank	3
Fastest Section Time (Section)	0:11.41 (1000m)
Top Speed [km/h] (Section)	64.5 (Overall)
Race State	Finished



Doomben QLD Professional
Race 3: ROAD TO MAGIC MILLIONS BOOK NOW BENCHMARK
70 Handicap - 1600m

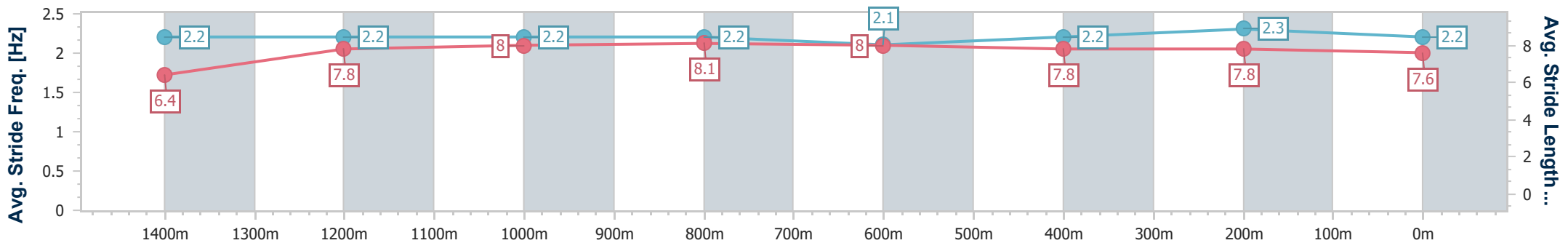
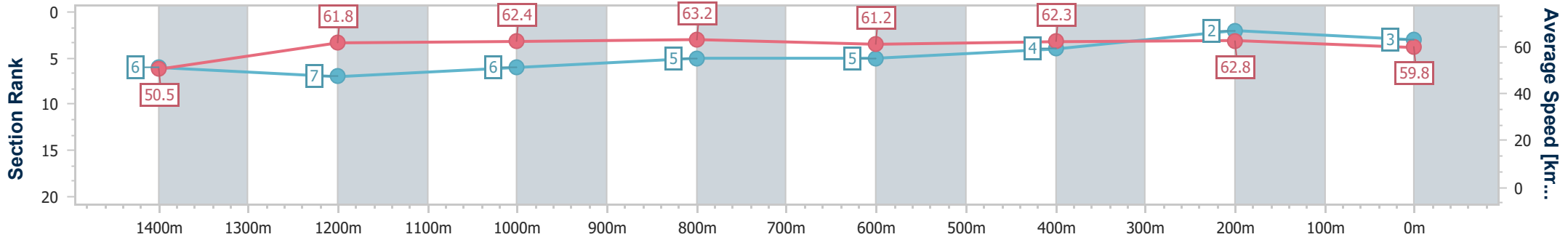


BRISBANE
 RACING CLUB

27 November 2024 - 13:19

Track Rating: Soft 6, Weather: Overcast, Rail Position: +0m Entire

Section	Overall	1400m	1200m	1000m	800m	600m	400m	200m
Section Times	1:35.76 [3] (0:14.27)	1:21.49 [6] (0:11.75)	1:09.74 [7] (0:11.51)	0:58.23 [6] (0:11.41)	0:46.82 [5] (0:11.77)	0:35.05 [5] (0:11.47)	0:23.58 [4] (0:11.44)	0:12.14 [2] (0:12.14)
Average Speed [km/h]	50.5	61.8	62.4	63.2	61.2	62.3	62.8	59.8
Top Speed [km/h]	64.5	63.7	63.6	64.0	62.9	63.4	64.1	62.6
Avg. Dist. to Rail [m]	5.6	0.9	0.6	0.8	0.2	1.2	1.2	1.2
Avg. Stride Freq. [Hz]	2.2	2.2	2.2	2.2	2.1	2.2	2.3	2.2
Avg. Stride Length [m]	6.4	7.8	8.0	8.1	8.0	7.8	7.8	7.6



- [] Ranking at each section and finish
- .-.- No data available at this section
- NA No data available



Horse/Jockey Name	Mozsur
Final Rank	4
Fastest Section Time (Section)	0:11.31 (400m)
Top Speed [km/h] (Section)	64.3 (600m)
Race State	Finished



Doomben QLD Professional
 Race 3: ROAD TO MAGIC MILLIONS BOOK NOW BENCHMARK
 70 Handicap - 1600m

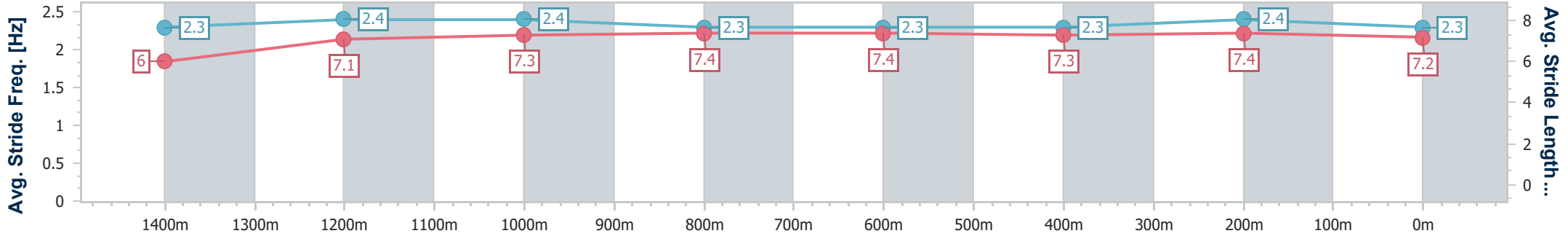
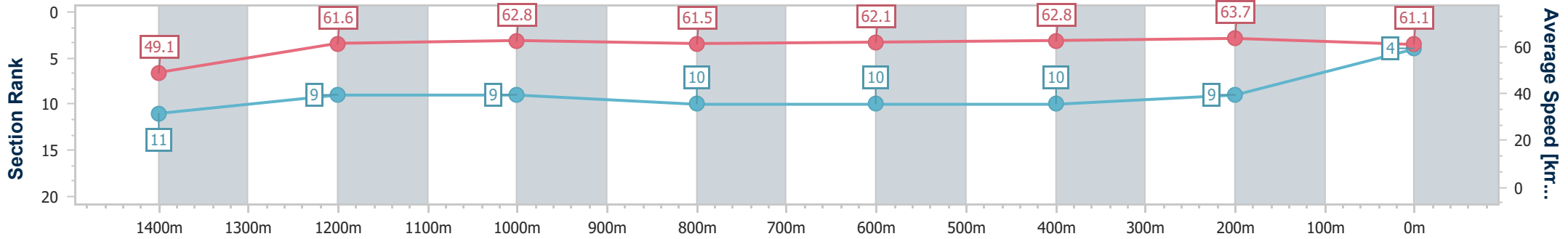


BRISBANE
 RACING CLUB

27 November 2024 - 13:19

Track Rating: Soft 6, Weather: Overcast, Rail Position: +0m Entire

Section	Overall	1400m	1200m	1000m	800m	600m	400m	200m
Section Times	1:35.83 [4] (0:14.65)	1:21.18 [11] (0:11.67)	1:09.51 [9] (0:11.48)	0:58.03 [9] (0:11.70)	0:46.33 [10] (0:11.61)	0:34.72 [10] (0:11.48)	0:23.24 [10] (0:11.31)	0:11.93 [9] (0:11.93)
Average Speed [km/h]	49.1	61.6	62.8	61.5	62.1	62.8	63.7	61.1
Top Speed [km/h]	62.4	62.1	63.5	62.3	63.3	64.3	64.3	63.7
Avg. Dist. to Rail [m]	3.0	0.6	0.6	0.6	0.7	0.4	3.3	4.6
Avg. Stride Freq. [Hz]	2.3	2.4	2.4	2.3	2.3	2.3	2.4	2.3
Avg. Stride Length [m]	6.0	7.1	7.3	7.4	7.4	7.3	7.4	7.2



- [] Ranking at each section and finish
- .-.- No data available at this section
- NA No data available



Horse/Jockey Name	Poseidon Ruler
Final Rank	5
Fastest Section Time (Section)	0:11.35 (400m)
Top Speed [km/h] (Section)	64.3 (400m)
Race State	Finished



Doomben QLD Professional
Race 3: ROAD TO MAGIC MILLIONS BOOK NOW BENCHMARK
70 Handicap - 1600m

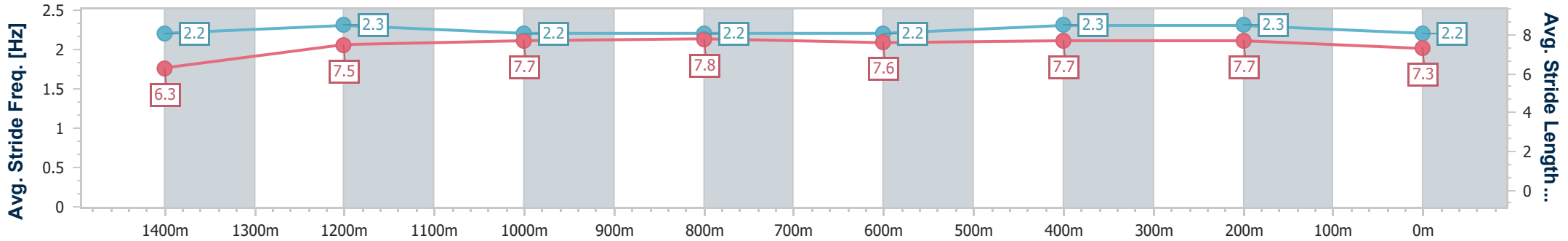
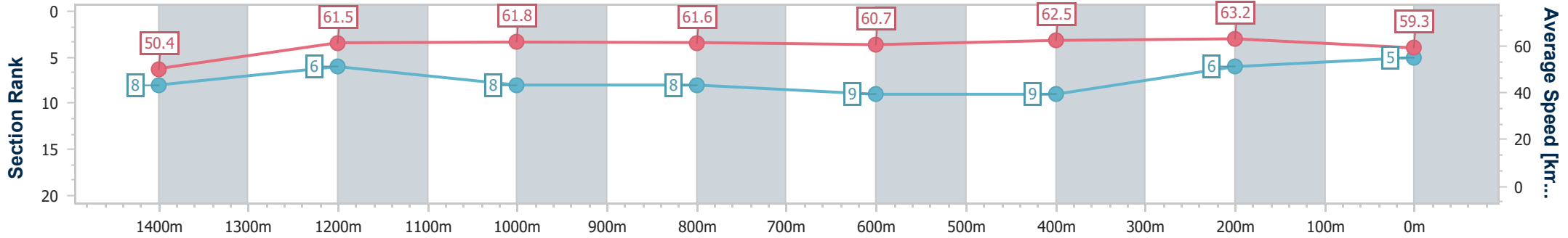


BRISBANE
 RACING CLUB

27 November 2024 - 13:19

Track Rating: Soft 6, Weather: Overcast, Rail Position: +0m Entire

Section	Overall	1400m	1200m	1000m	800m	600m	400m	200m
Section Times	1:36.05 [5] (0:14.32)	1:21.73 [8] (0:11.67)	1:10.06 [6] (0:11.66)	0:58.40 [8] (0:11.65)	0:46.75 [8] (0:11.79)	0:34.96 [9] (0:11.39)	0:23.57 [9] (0:11.35)	0:12.22 [6] (0:12.22)
Average Speed [km/h]	50.4	61.5	61.8	61.6	60.7	62.5	63.2	59.3
Top Speed [km/h]	62.8	62.8	62.3	62.8	62.2	63.9	64.3	62.2
Avg. Dist. to Rail [m]	0.9	0.2	0.4	0.5	1.4	1.6	1.0	1.3
Avg. Stride Freq. [Hz]	2.2	2.3	2.2	2.2	2.2	2.3	2.3	2.2
Avg. Stride Length [m]	6.3	7.5	7.7	7.8	7.6	7.7	7.7	7.3



- [] Ranking at each section and finish
- .-.- No data available at this section
- NA No data available



Horse/Jockey Name	Diana's Affair
Final Rank	6
Fastest Section Time (Section)	0:11.46 (600m)
Top Speed [km/h] (Section)	64.0 (1000m)
Race State	Finished

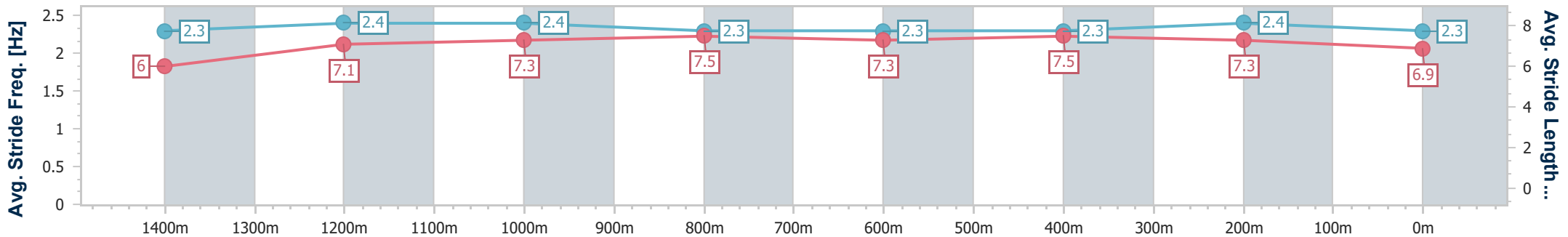
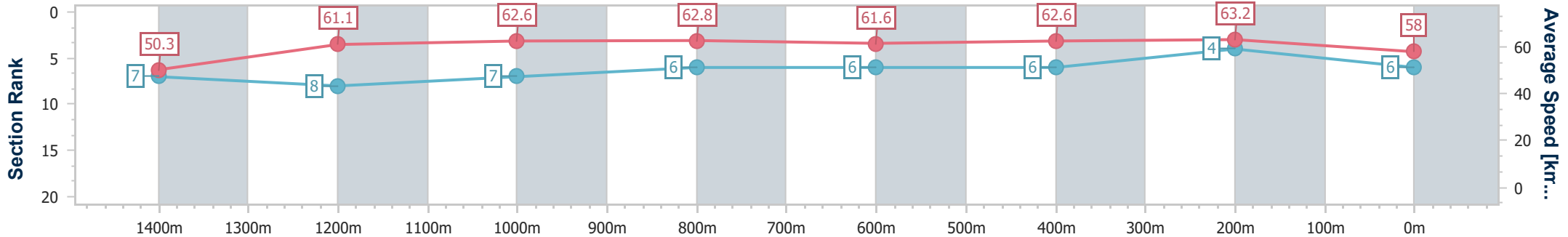


Doomben QLD Professional
Race 3: ROAD TO MAGIC MILLIONS BOOK NOW BENCHMARK
70 Handicap - 1600m
27 November 2024 - 13:19
Track Rating: Soft 6, Weather: Overcast, Rail Position: +0m Entire



BRISBANE
RACING CLUB

Section	Overall	1400m	1200m	1000m	800m	600m	400m	200m						
Section Times	1:36.14 [6] (0:14.29)	1:21.85 [7] (0:11.82)	1:10.03 [8] (0:11.53)	0:58.50 [7] (0:11.47)	0:47.03 [6] (0:11.67)	0:35.36 [6] (0:11.46)	0:23.90 [6] (0:11.46)	0:12.44 [4] (0:12.44)						
Average Speed [km/h]	50.3	61.1	62.6	62.8	61.6	62.6	63.2	58.0						
Top Speed [km/h]	61.9	62.5	63.9	64.0	62.6	63.4	63.9	62.2						
Avg. Dist. to Rail [m]	1.9	0.5	1.3	1.3	0.4	0.3	2.1	3.0						
Avg. Stride Freq. [Hz]	2.3	2.4	2.4	2.3	2.3	2.3	2.4	2.3						
Avg. Stride Length [m]	6.0	7.1	7.3	7.5	7.3	7.5	7.3	6.9						



- [] Ranking at each section and finish
- .-.- No data available at this section
- NA No data available



Horse/Jockey Name	Sian Star
Final Rank	7
Fastest Section Time (Section)	0:11.51 (1400m)
Top Speed [km/h] (Section)	64.8 (Overall)
Race State	Finished



Doomben QLD Professional
 Race 3: ROAD TO MAGIC MILLIONS BOOK NOW BENCHMARK
 70 Handicap - 1600m

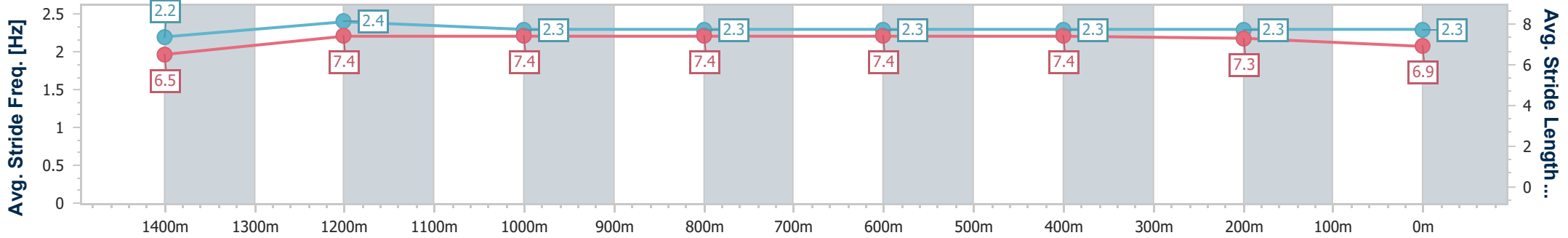
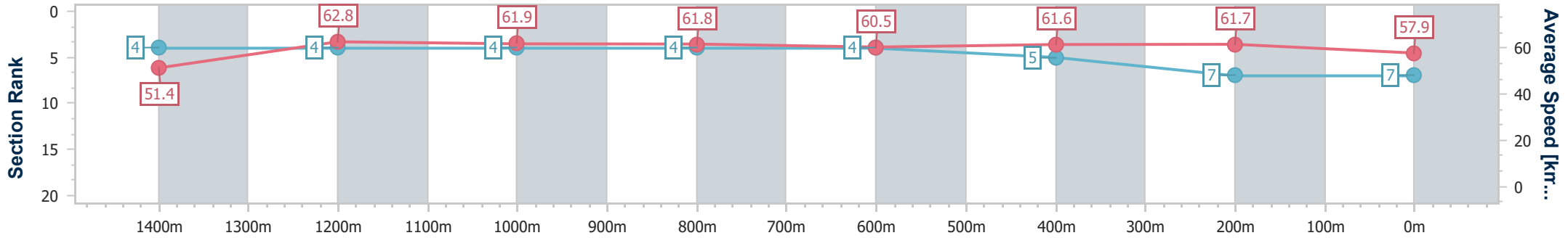


BRISBANE
 RACING CLUB

27 November 2024 - 13:19

Track Rating: Soft 6, Weather: Overcast, Rail Position: +0m Entire

Section	Overall	1400m	1200m	1000m	800m	600m	400m	200m
Section Times	1:36.39 [7] (0:14.03)	1:22.36 [4] (0:11.51)	1:10.85 [4] (0:11.67)	0:59.18 [4] (0:11.65)	0:47.53 [4] (0:11.79)	0:35.74 [4] (0:11.59)	0:24.15 [5] (0:11.62)	0:12.53 [7] (0:12.53)
Average Speed [km/h]	51.4	62.8	61.9	61.8	60.5	61.6	61.7	57.9
Top Speed [km/h]	64.8	64.3	62.6	63.0	61.8	62.5	63.4	60.8
Avg. Dist. to Rail [m]	7.7	0.6	0.4	0.3	1.1	1.5	1.4	1.3
Avg. Stride Freq. [Hz]	2.2	2.4	2.3	2.3	2.3	2.3	2.3	2.3
Avg. Stride Length [m]	6.5	7.4	7.4	7.4	7.4	7.4	7.3	6.9



- [] Ranking at each section and finish
- .-.- No data available at this section
- NA No data available



Horse/Jockey Name	Disney Castle
Final Rank	8
Fastest Section Time (Section)	0:11.47 (400m)
Top Speed [km/h] (Section)	64.6 (Overall)
Race State	Finished

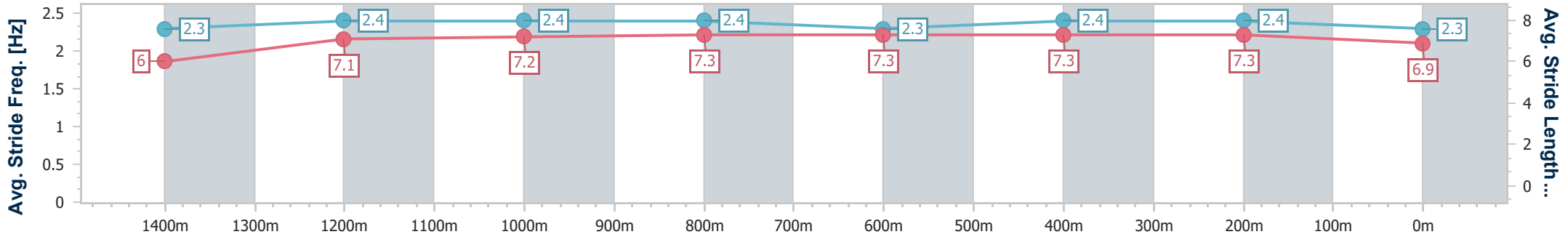
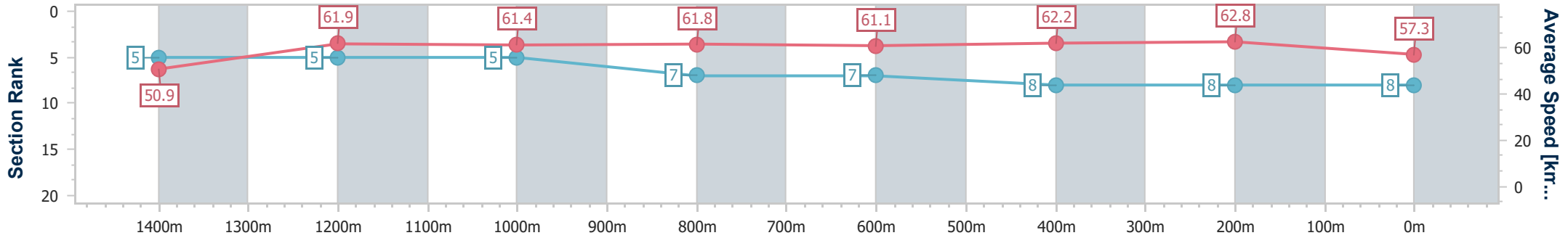


Doomben QLD Professional
Race 3: ROAD TO MAGIC MILLIONS BOOK NOW BENCHMARK
70 Handicap - 1600m
 27 November 2024 - 13:19
 Track Rating: Soft 6, Weather: Overcast, Rail Position: +0m Entire



BRISBANE
RACING CLUB

Section	Overall	1400m	1200m	1000m	800m	600m	400m	200m
Section Times	1:36.52 [8] (0:14.11)	1:22.41 [5] (0:11.63)	1:10.78 [5] (0:11.74)	0:59.04 [5] (0:11.65)	0:47.39 [7] (0:11.75)	0:35.64 [7] (0:11.52)	0:24.12 [8] (0:11.47)	0:12.65 [8] (0:12.65)
Average Speed [km/h]	50.9	61.9	61.4	61.8	61.1	62.2	62.8	57.3
Top Speed [km/h]	64.6	63.1	62.5	63.1	63.1	63.5	64.6	61.6
Avg. Dist. to Rail [m]	1.3	0.1	0.2	0.2	0.2	0.7	1.4	2.1
Avg. Stride Freq. [Hz]	2.3	2.4	2.4	2.4	2.3	2.4	2.4	2.3
Avg. Stride Length [m]	6.0	7.1	7.2	7.3	7.3	7.3	7.3	6.9



- [] Ranking at each section and finish
- .-.- No data available at this section
- NA No data available



Horse/Jockey Name	Tuhinga
Final Rank	9
Fastest Section Time (Section)	0:11.44 (1200m)
Top Speed [km/h] (Section)	64.4 (1200m)
Race State	Finished



Doomben QLD Professional
 Race 3: ROAD TO MAGIC MILLIONS BOOK NOW BENCHMARK
 70 Handicap - 1600m

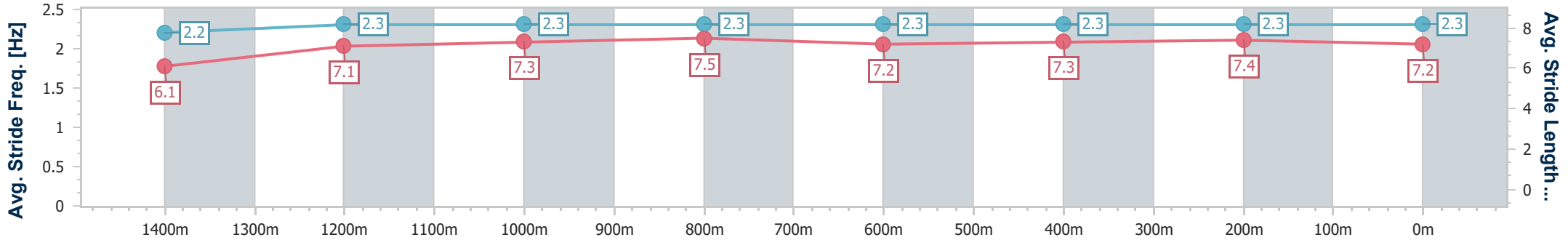
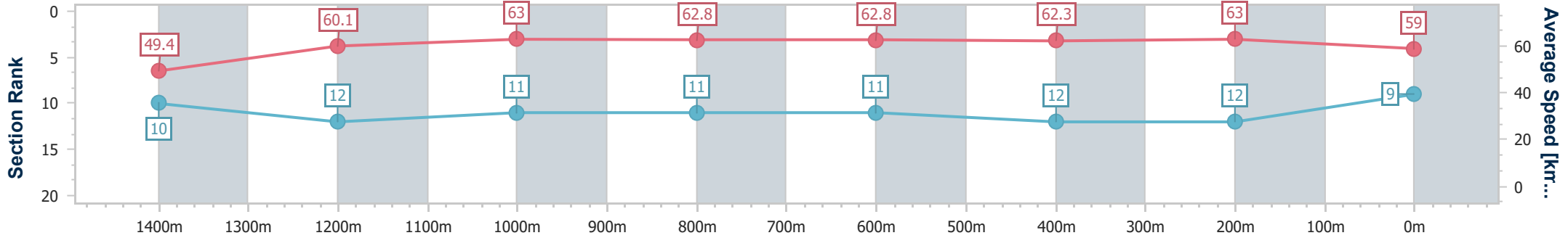


BRISBANE
 RACING CLUB

27 November 2024 - 13:19

Track Rating: Soft 6, Weather: Overcast, Rail Position: +0m Entire

Section	Overall	1400m	1200m	1000m	800m	600m	400m	200m
Section Times	1:36.69 [9] (0:14.63)	1:22.06 [10] (0:12.17)	1:09.89 [12] (0:11.44)	0:58.45 [11] (0:11.54)	0:46.91 [11] (0:11.57)	0:35.34 [11] (0:11.60)	0:23.74 [12] (0:11.45)	0:12.29 [12] (0:12.29)
Average Speed [km/h]	49.4	60.1	63.0	62.8	62.8	62.3	63.0	59.0
Top Speed [km/h]	61.3	61.1	64.4	63.6	63.7	63.0	63.5	62.4
Avg. Dist. to Rail [m]	8.9	2.6	1.7	1.8	1.5	0.9	2.8	5.9
Avg. Stride Freq. [Hz]	2.2	2.3	2.3	2.3	2.3	2.3	2.3	2.3
Avg. Stride Length [m]	6.1	7.1	7.3	7.5	7.2	7.3	7.4	7.2



- [] Ranking at each section and finish
- .-.- No data available at this section
- NA No data available



Horse/Jockey Name	More Love
Final Rank	10
Fastest Section Time (Section)	0:11.19 (1400m)
Top Speed [km/h] (Section)	65.6 (Overall)
Race State	Finished



Doomben QLD Professional
Race 3: ROAD TO MAGIC MILLIONS BOOK NOW BENCHMARK
70 Handicap - 1600m

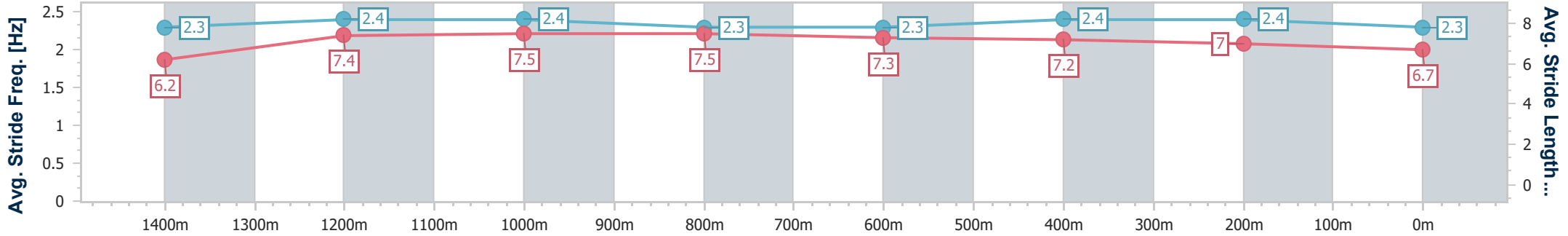
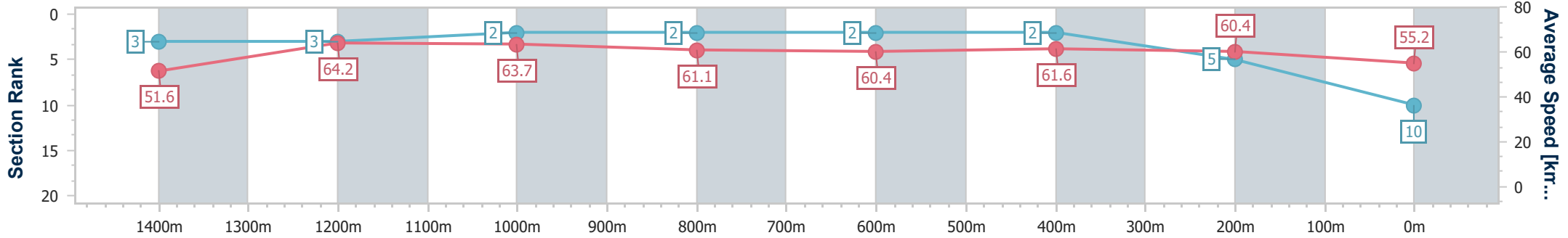


BRISBANE
 RACING CLUB

27 November 2024 - 13:19

Track Rating: Soft 6, Weather: Overcast, Rail Position: +0m Entire

Section	Overall	1400m	1200m	1000m	800m	600m	400m	200m
Section Times	1:36.80 [10] (0:13.99)	1:22.81 [3] (0:11.19)	1:11.62 [3] (0:11.33)	1:00.29 [2] (0:11.79)	0:48.50 [2] (0:11.87)	0:36.63 [2] (0:11.61)	0:25.02 [2] (0:11.93)	0:13.09 [5] (0:13.09)
Average Speed [km/h]	51.6	64.2	63.7	61.1	60.4	61.6	60.4	55.2
Top Speed [km/h]	65.6	65.0	65.5	61.9	61.7	63.0	61.8	58.8
Avg. Dist. to Rail [m]	4.5	0.3	0.3	0.3	0.8	0.6	1.2	1.6
Avg. Stride Freq. [Hz]	2.3	2.4	2.4	2.3	2.3	2.4	2.4	2.3
Avg. Stride Length [m]	6.2	7.4	7.5	7.5	7.3	7.2	7.0	6.7



- [] Ranking at each section and finish
- .-.- No data available at this section
- NA No data available



Horse/Jockey Name	Kadall
Final Rank	11
Fastest Section Time (Section)	0:11.13 (1400m)
Top Speed [km/h] (Section)	65.6 (1200m)
Race State	Finished



Doomben QLD Professional
Race 3: ROAD TO MAGIC MILLIONS BOOK NOW BENCHMARK
70 Handicap - 1600m

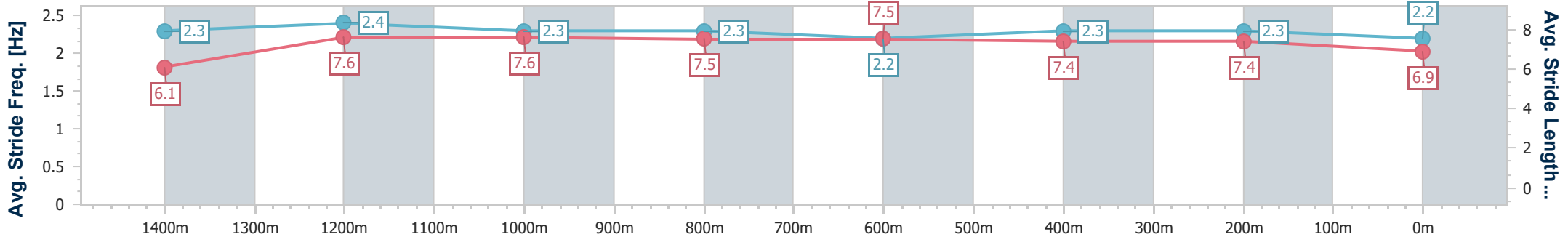
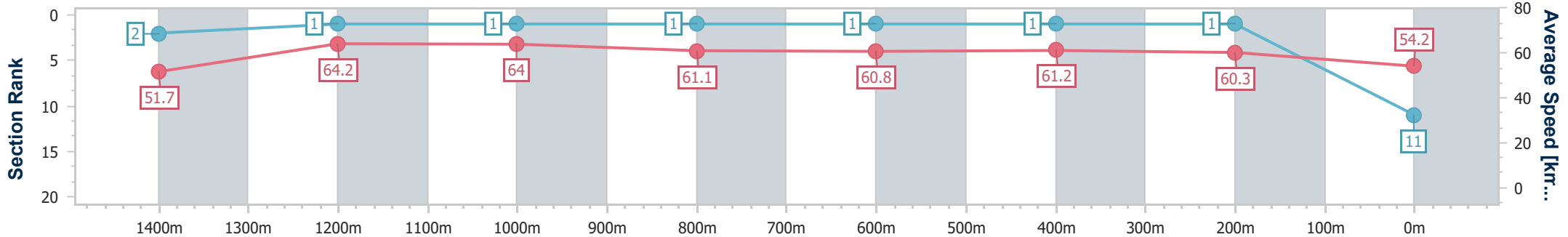


27 November 2024 - 13:19

BRISBANE
RACING CLUB

Track Rating: Soft 6, Weather: Overcast, Rail Position: +0m Entire

Section	Overall	1400m	1200m	1000m	800m	600m	400m	200m
Section Times	1:36.87 [11] (0:13.91)	1:22.96 [2] (0:11.13)	1:11.83 [1] (0:11.25)	1:00.58 [1] (0:11.77)	0:48.81 [1] (0:11.86)	0:36.95 [1] (0:11.69)	0:25.26 [1] (0:11.86)	0:13.40 [1] (0:13.40)
Average Speed [km/h]	51.7	64.2	64.0	61.1	60.8	61.2	60.3	54.2
Top Speed [km/h]	63.9	65.2	65.6	62.2	61.1	61.7	61.7	58.1
Avg. Dist. to Rail [m]	1.1	1.3	0.3	0.3	0.5	1.2	1.6	0.8
Avg. Stride Freq. [Hz]	2.3	2.4	2.3	2.3	2.2	2.3	2.3	2.2
Avg. Stride Length [m]	6.1	7.6	7.6	7.5	7.5	7.4	7.4	6.9



- [] Ranking at each section and finish
- .-.- No data available at this section
- NA No data available



Horse/Jockey Name	West Cork
Final Rank	12
Fastest Section Time (Section)	0:11.30 (1400m)
Top Speed [km/h] (Section)	68.4 (Overall)
Race State	Finished



Doomben QLD Professional
Race 3: ROAD TO MAGIC MILLIONS BOOK NOW BENCHMARK
70 Handicap - 1600m

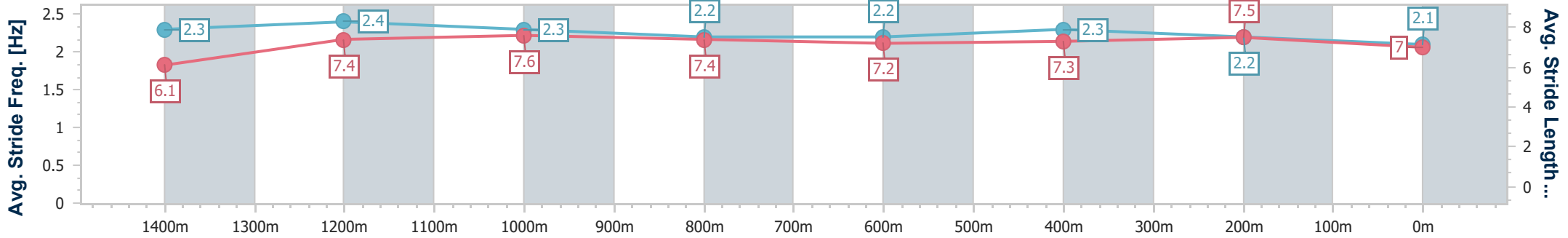
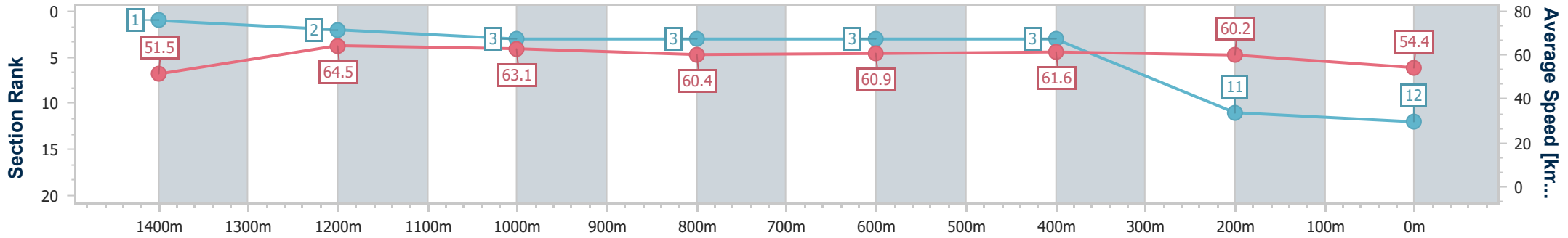


BRISBANE
 RACING CLUB

27 November 2024 - 13:19

Track Rating: Soft 6, Weather: Overcast, Rail Position: +0m Entire

Section	Overall	1400m	1200m	1000m	800m	600m	400m	200m
Section Times	1:37.19 [12] (0:13.87)	1:23.32 [1] (0:11.30)	1:12.02 [2] (0:11.43)	1:00.59 [3] (0:11.93)	0:48.66 [3] (0:11.83)	0:36.83 [3] (0:11.62)	0:25.21 [3] (0:11.93)	0:13.28 [11] (0:13.28)
Average Speed [km/h]	51.5	64.5	63.1	60.4	60.9	61.6	60.2	54.4
Top Speed [km/h]	68.4	68.0	63.8	61.8	62.3	62.4	61.3	58.5
Avg. Dist. to Rail [m]	3.5	0.4	1.1	1.0	0.1	0.9	0.9	0.7
Avg. Stride Freq. [Hz]	2.3	2.4	2.3	2.2	2.2	2.3	2.2	2.1
Avg. Stride Length [m]	6.1	7.4	7.6	7.4	7.2	7.3	7.5	7.0



- [] Ranking at each section and finish
- .-.- No data available at this section
- NA No data available



Doomben QLD Professional

Race 4: SKY RACING BENCHMARK 78 Handicap - 2200m

27 November 2024 - 13:53



BRISBANE
RACING CLUB

Track Rating: Soft 6, Weather: Overcast, Rail Position: +0m Entire

Section		Overall	2000m	1800m	1600m	1400m	1200m	1000m	Last 600m				
Field Times		2:16.09 (0:14.18)	2:01.91 (0:11.77)	1:50.14 (0:12.35)	1:37.79 (0:12.33)	1:25.46 (0:12.27)	1:13.19 (0:12.78)	1:00.41 (0:12.86)	0:35.29				
Rank	TAB Horse/Jockey	Barrier	Top Speed [km/h]	Fastest Section									Distance Travelled [m]
1	9 BEDFORD SQUARE Emily Lang	2	66.2 400m	0:11.19 400m	2:16.09 [1] (0:15.01)	2:01.08 [7] (0:12.06)	1:49.02 [8] (0:12.01)	1:37.01 [8] (0:12.42)	1:24.59 [8] (0:12.55)	1:12.04 [7] (0:12.77)	0:59.27 [7] (0:12.64)	0:34.21	
2	3 UP AND UNDER Ryan Maloney	8	65.9 400m	0:11.13 400m	2:16.40 [2] (0:14.80)	2:01.60 [6] (0:11.78)	1:49.82 [5] (0:11.90)	1:37.92 [4] (0:12.46)	1:25.46 [3] (0:12.79)	1:12.67 [5] (0:12.73)	0:59.94 [5] (0:12.83)	0:34.78	+9
3	4 APPLICATIONS Boris Thornton	3	63.1 600m	0:11.54 600m	2:16.41 [3] (0:14.18)	2:02.23 [1] (0:11.77)	1:50.46 [1] (0:12.35)	1:38.11 [1] (0:12.33)	1:25.78 [1] (0:12.27)	1:13.51 [1] (0:12.78)	1:00.73 [1] (0:12.86)	0:35.61	-15
4	5 ARTFUL GIRL Angela Jones	7	66.4 400m	0:11.23 400m	2:16.56 [4] (0:15.10)	2:01.46 [8] (0:11.90)	1:49.56 [7] (0:11.89)	1:37.67 [7] (0:12.45)	1:25.22 [7] (0:12.78)	1:12.44 [8] (0:12.80)	0:59.64 [8] (0:12.81)	0:34.41	+11
5	11 ROCK YA Adin Thompson	1	63.4 400m	0:11.50 600m	2:16.61 [5] (0:14.29)	2:02.32 [2] (0:11.98)	1:50.34 [3] (0:12.08)	1:38.26 [3] (0:12.59)	1:25.67 [4] (0:12.60)	1:13.07 [3] (0:12.68)	1:00.39 [3] (0:12.83)	0:35.32	-5
6	8 ALDEENAARY Bailey Wheeler	4	63.6 400m	0:11.36 400m	2:16.64 [6] (0:14.67)	2:01.97 [5] (0:11.94)	1:50.03 [6] (0:12.06)	1:37.97 [6] (0:12.42)	1:25.55 [6] (0:12.70)	1:12.85 [6] (0:12.74)	1:00.11 [6] (0:12.83)	0:35.07	-9
7	1 FLEUR DU MONDE Cody Collis	5	64.1 600m	0:11.55 600m	2:16.73 [7] (0:14.43)	2:02.30 [3] (0:11.78)	1:50.52 [2] (0:12.11)	1:38.41 [2] (0:12.46)	1:25.95 [2] (0:12.77)	1:13.18 [4] (0:12.78)	1:00.40 [4] (0:12.78)	0:35.32	+8
8	14 AMALGAMATION Taylor Marshall	6	65.5 400m	0:11.28 400m	2:16.83 [8] (0:15.20)	2:01.63 [9] (0:12.09)	1:49.54 [9] (0:12.02)	1:37.52 [9] (0:12.20)	1:25.32 [9] (0:12.73)	1:12.59 [9] (0:12.93)	0:59.66 [9] (0:12.70)	0:34.67	+3
9	6 AIDEN Kyle Wilson-Taylor	9	64.9 Overall	0:11.54 600m	2:17.04 [9] (0:14.66)	2:02.38 [4] (0:11.80)	1:50.58 [4] (0:12.08)	1:38.50 [5] (0:12.42)	1:26.08 [5] (0:12.46)	1:13.62 [2] (0:12.72)	1:00.90 [2] (0:12.72)	0:35.95	+0

Scratched: Papal Miss (#13), Force Me (#12), Gripping (#7), Ceremonious (#10), Naval Commission (#2)

[] Ranking at each section and finish
 -:-:- No data available at this section
 NA No data available

SCN Saddle cloth number
 DNF Did not finish
 DNT Did not track



Doomben QLD Professional

Race 4: SKY RACING BENCHMARK 78 Handicap - 2200m

27 November 2024 - 13:53



BRISBANE
RACING CLUB

Track Rating: Soft 6, Weather: Overcast, Rail Position: +0m Entire

Section										Last 600m	
Field Times				800m	600m	400m	200m			0:35.29	
				0:47.55 (0:12.26)	0:35.29 (0:11.54)	0:23.75 (0:11.63)	0:12.12 (0:12.12)				
Rank	TAB Horse/Jockey	Barrier	Top Speed [km/h]	Fastest Section					Margin	Distance Travelled [m]	
1	9 BEDFORD SQUARE Emily Lang	2	66.2 400m	0:11.19 400m	0:46.63 [7] (0:12.42)	0:34.21 [7] (0:11.53)	0:22.68 [7] (0:11.19)	0:11.49 [7] (0:11.49)	2:16.09	0:34.21	
2	3 UP AND UNDER Ryan Maloney	8	65.9 400m	0:11.13 400m	0:47.11 [5] (0:12.33)	0:34.78 [6] (0:11.44)	0:23.34 [6] (0:11.13)	0:12.21 [2] (0:12.21)	1.82L	0:34.78	+9
3	4 APPLICATIONS Boris Thornton	3	63.1 600m	0:11.54 600m	0:47.87 [1] (0:12.26)	0:35.61 [1] (0:11.54)	0:24.07 [1] (0:11.63)	0:12.44 [1] (0:12.44)	1.92L	0:35.61	-15
4	5 ARTFUL GIRL Angela Jones	7	66.4 400m	0:11.23 400m	0:46.83 [8] (0:12.42)	0:34.41 [8] (0:11.47)	0:22.94 [9] (0:11.23)	0:11.71 [9] (0:11.71)	2.8L	0:34.41	+11
5	11 ROCK YA Adin Thompson	1	63.4 400m	0:11.50 600m	0:47.56 [3] (0:12.24)	0:35.32 [3] (0:11.50)	0:23.82 [3] (0:11.50)	0:12.32 [3] (0:12.32)	3.09L	0:35.32	-5
6	8 ALDEENAARY Bailey Wheeler	4	63.6 400m	0:11.36 400m	0:47.28 [6] (0:12.21)	0:35.07 [5] (0:11.48)	0:23.59 [5] (0:11.36)	0:12.23 [5] (0:12.23)	3.26L	0:35.07	-9
7	1 FLEUR DU MONDE Cody Collis	5	64.1 600m	0:11.55 600m	0:47.62 [4] (0:12.30)	0:35.32 [4] (0:11.55)	0:23.77 [4] (0:11.64)	0:12.13 [6] (0:12.13)	3.77L	0:35.32	+8
8	14 AMALGAMATION Taylor Marshall	6	65.5 400m	0:11.28 400m	0:46.96 [9] (0:12.29)	0:34.67 [9] (0:11.38)	0:23.29 [8] (0:11.28)	0:12.01 [8] (0:12.01)	4.38L	0:34.67	+3
9	6 AIDEN Kyle Wilson-Taylor	9	64.9 Overall	0:11.54 600m	0:48.18 [2] (0:12.23)	0:35.95 [2] (0:11.54)	0:24.41 [2] (0:11.68)	0:12.73 [4] (0:12.73)	5.61L	0:35.95	+0

Scratched: Papal Miss (#13), Force Me (#12), Gripping (#7), Ceremonious (#10), Naval Commission (#2)

[] Ranking at each section and finish
 -:-:- No data available at this section
 NA No data available

SCN Saddle cloth number
 DNF Did not finish
 DNT Did not track



Horse/Jockey Name	Bedford Square
Final Rank	1
Fastest Section Time (Section)	0:11.19 (400m)
Top Speed [km/h] (Section)	66.2 (400m)
Race State	Finished



Doomben QLD Professional

Race 4: SKY RACING BENCHMARK 78 Handicap - 2200m

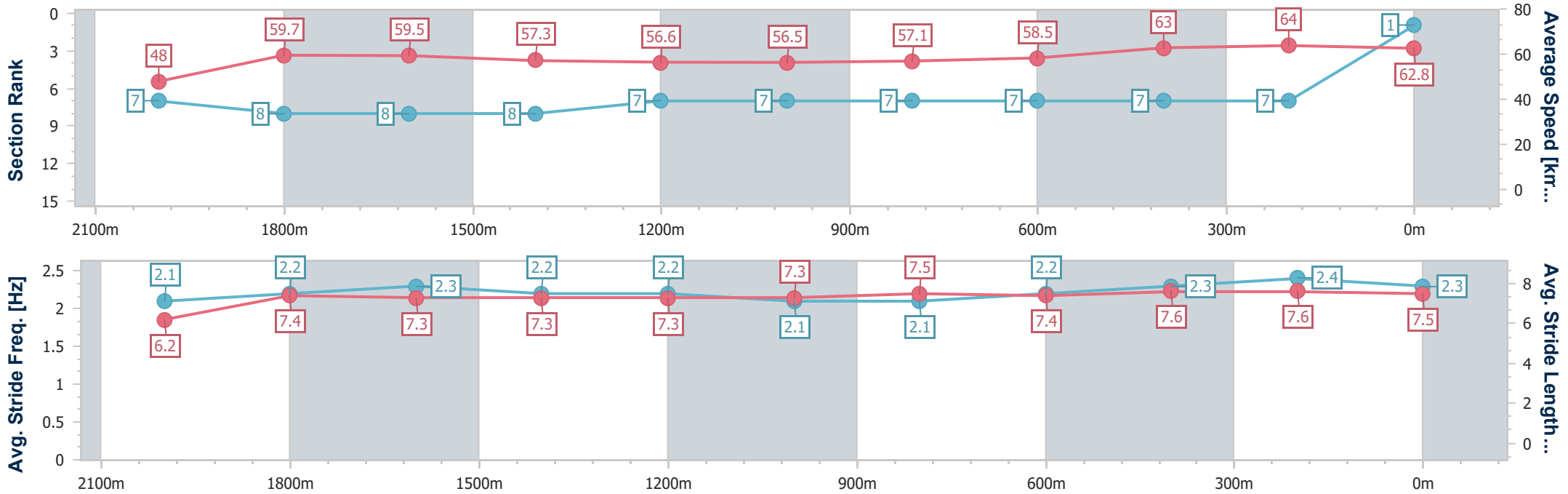
27 November 2024 - 13:53

Track Rating: Soft 6, Weather: Overcast, Rail Position: +0m Entire



BRISBANE RACING CLUB

Section	Overall	2000m	1800m	1600m	1400m	1200m	1000m	800m	600m	400m	200m
Section Times	2:16.09 [1] (0:15.01)	2:01.08 [7] (0:12.06)	1:49.02 [8] (0:12.01)	1:37.01 [8] (0:12.42)	1:24.59 [8] (0:12.55)	1:12.04 [7] (0:12.77)	0:59.27 [7] (0:12.64)	0:46.63 [7] (0:12.42)	0:34.21 [7] (0:11.53)	0:22.68 [7] (0:11.19)	0:11.49 [7] (0:11.49)
Average Speed [km/h]	48.0	59.7	59.5	57.3	56.6	56.5	57.1	58.5	63.0	64.0	62.8
Top Speed [km/h]	61.3	61.1	61.6	58.6	57.6	58.0	58.3	61.9	64.3	66.2	64.0
Avg. Dist. to Rail [m]	1.1	0.4	1.0	2.6	2.1	0.2	0.4	2.1	1.3	2.0	4.2
Avg. Stride Freq. [Hz]	2.1	2.2	2.3	2.2	2.2	2.1	2.1	2.2	2.3	2.4	2.3
Avg. Stride Length [m]	6.2	7.4	7.3	7.3	7.3	7.3	7.5	7.4	7.6	7.6	7.5



- [] Ranking at each section and finish
- .-.- No data available at this section
- NA No data available



Horse/Jockey Name	Up And Under
Final Rank	2
Fastest Section Time (Section)	0:11.13 (400m)
Top Speed [km/h] (Section)	65.9 (400m)
Race State	Finished



Doomben QLD Professional

Race 4: SKY RACING BENCHMARK 78 Handicap - 2200m

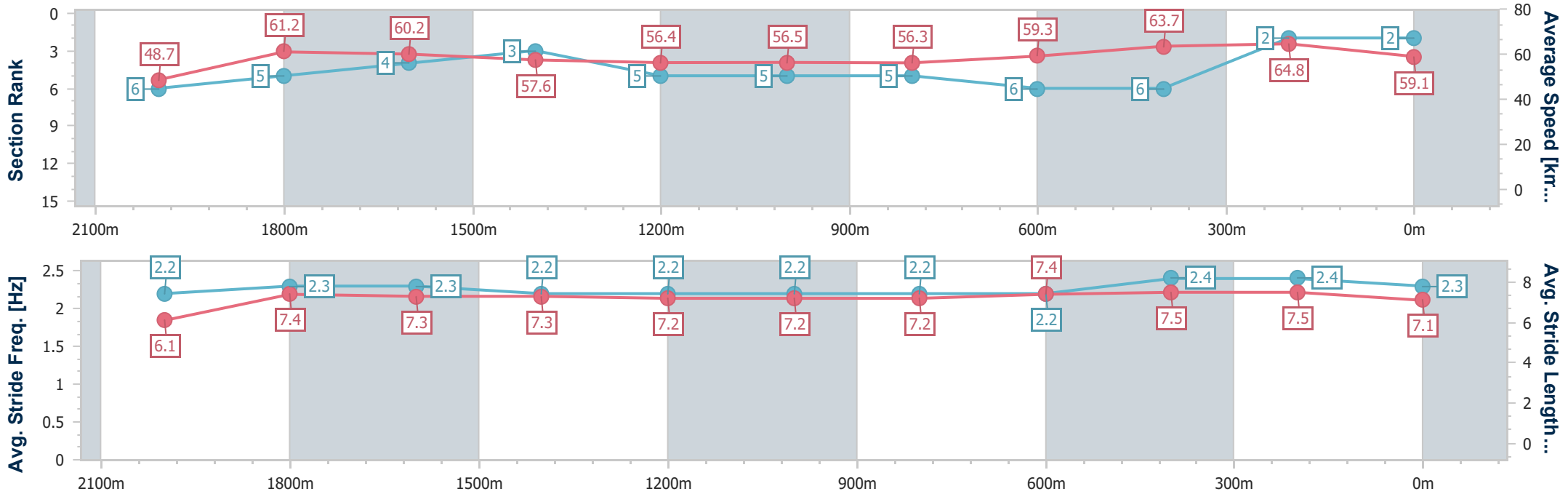
27 November 2024 - 13:53

Track Rating: Soft 6, Weather: Overcast, Rail Position: +0m Entire



BRISBANE RACING CLUB

Section	Overall	2000m	1800m	1600m	1400m	1200m	1000m	800m	600m	400m	200m
Section Times	2:16.40 [2] (0:14.80)	2:01.60 [6] (0:11.78)	1:49.82 [5] (0:11.90)	1:37.92 [4] (0:12.46)	1:25.46 [3] (0:12.79)	1:12.67 [5] (0:12.73)	0:59.94 [5] (0:12.83)	0:47.11 [5] (0:12.33)	0:34.78 [6] (0:11.44)	0:23.34 [6] (0:11.13)	0:12.21 [2] (0:12.21)
Average Speed [km/h]	48.7	61.2	60.2	57.6	56.4	56.5	56.3	59.3	63.7	64.8	59.1
Top Speed [km/h]	63.0	62.7	61.8	58.7	57.4	57.7	57.6	63.5	65.3	65.9	62.8
Avg. Dist. to Rail [m]	3.1	0.2	0.7	0.9	0.6	1.7	1.8	2.5	2.6	1.9	1.3
Avg. Stride Freq. [Hz]	2.2	2.3	2.3	2.2	2.2	2.2	2.2	2.2	2.4	2.4	2.3
Avg. Stride Length [m]	6.1	7.4	7.3	7.3	7.2	7.2	7.2	7.4	7.5	7.5	7.1



- [] Ranking at each section and finish
- .-.- No data available at this section
- NA No data available



Horse/Jockey Name	Applications
Final Rank	3
Fastest Section Time (Section)	0:11.54 (600m)
Top Speed [km/h] (Section)	63.1 (600m)
Race State	Finished



Doomben QLD Professional

Race 4: SKY RACING BENCHMARK 78 Handicap - 2200m

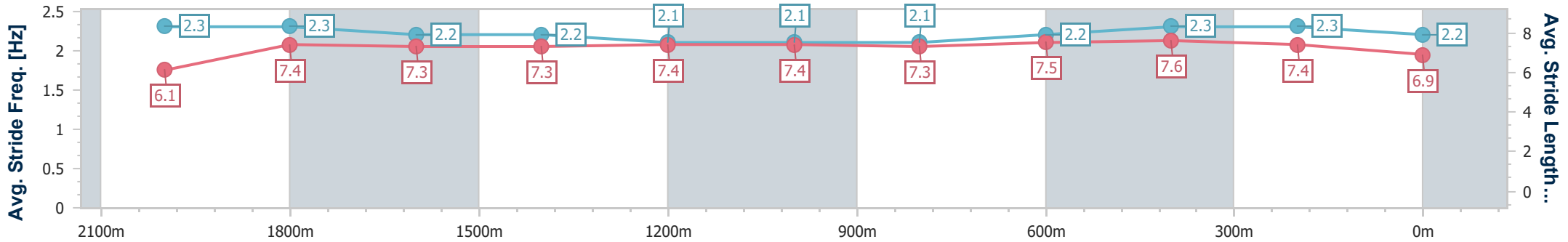
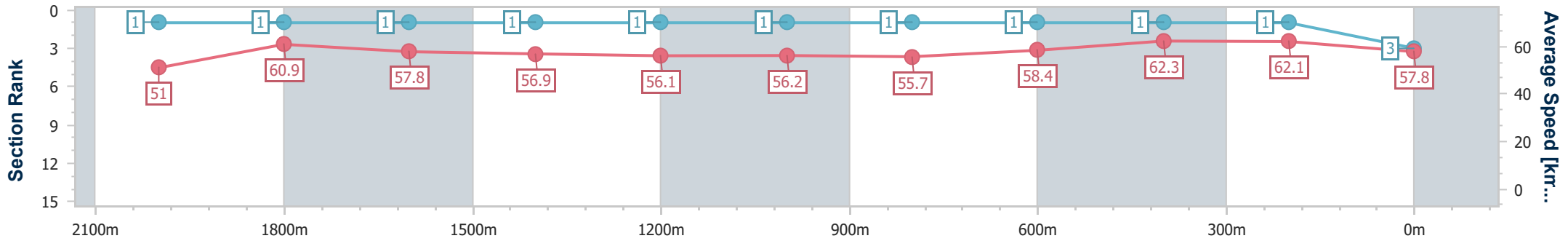
27 November 2024 - 13:53

Track Rating: Soft 6, Weather: Overcast, Rail Position: +0m Entire



BRISBANE RACING CLUB

Section	Overall	2000m	1800m	1600m	1400m	1200m	1000m	800m	600m	400m	200m
Section Times	2:16.41 [3] (0:14.18)	2:02.23 [1] (0:11.77)	1:50.46 [1] (0:12.35)	1:38.11 [1] (0:12.33)	1:25.78 [1] (0:12.27)	1:13.51 [1] (0:12.78)	1:00.73 [1] (0:12.86)	0:47.87 [1] (0:12.26)	0:35.61 [1] (0:11.54)	0:24.07 [1] (0:11.63)	0:12.44 [1] (0:12.44)
Average Speed [km/h]	51.0	60.9	57.8	56.9	56.1	56.2	55.7	58.4	62.3	62.1	57.8
Top Speed [km/h]	62.5	62.0	59.4	57.4	56.5	57.1	56.4	61.6	63.1	63.1	60.7
Avg. Dist. to Rail [m]	1.5	0.7	1.8	6.3	6.6	2.9	1.7	1.1	0.2	1.5	2.4
Avg. Stride Freq. [Hz]	2.3	2.3	2.2	2.2	2.1	2.1	2.1	2.2	2.3	2.3	2.2
Avg. Stride Length [m]	6.1	7.4	7.3	7.3	7.4	7.4	7.3	7.5	7.6	7.4	6.9



- [] Ranking at each section and finish
- .-.- No data available at this section
- NA No data available



Horse/Jockey Name	Artful Girl
Final Rank	4
Fastest Section Time (Section)	0:11.23 (400m)
Top Speed [km/h] (Section)	66.4 (400m)
Race State	Finished



Doomben QLD Professional

Race 4: SKY RACING BENCHMARK 78 Handicap - 2200m

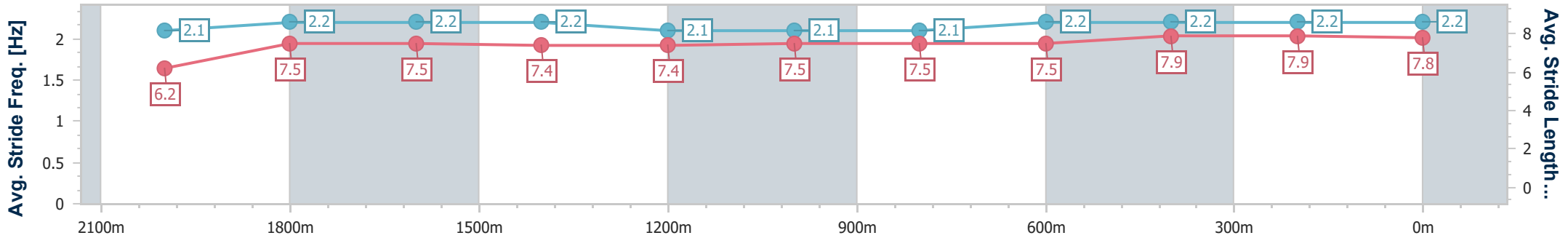
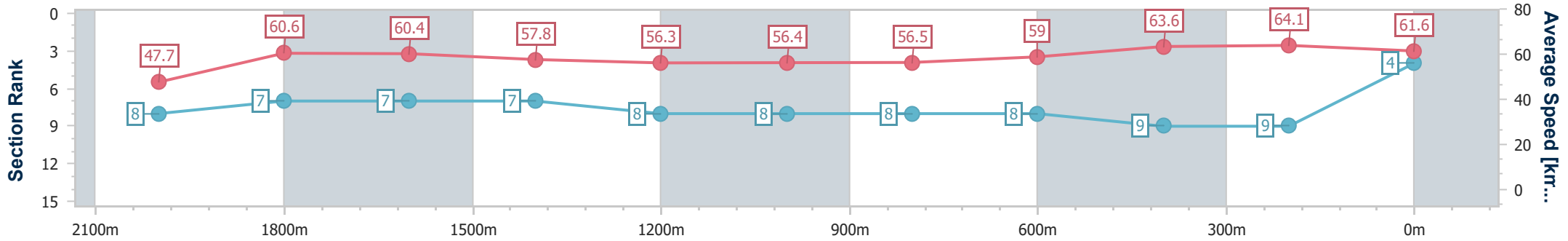
27 November 2024 - 13:53

Track Rating: Soft 6, Weather: Overcast, Rail Position: +0m Entire



BRISBANE RACING CLUB

Section	Overall	2000m	1800m	1600m	1400m	1200m	1000m	800m	600m	400m	200m
Section Times	2:16.56 [4] (0:15.10)	2:01.46 [8] (0:11.90)	1:49.56 [7] (0:11.89)	1:37.67 [7] (0:12.45)	1:25.22 [7] (0:12.78)	1:12.44 [8] (0:12.80)	0:59.64 [8] (0:12.81)	0:46.83 [8] (0:12.42)	0:34.41 [8] (0:11.47)	0:22.94 [9] (0:11.23)	0:11.71 [9] (0:11.71)
Average Speed [km/h]	47.7	60.6	60.4	57.8	56.3	56.4	56.5	59.0	63.6	64.1	61.6
Top Speed [km/h]	62.3	62.4	62.1	58.4	57.5	57.9	57.6	62.2	64.6	66.4	64.0
Avg. Dist. to Rail [m]	3.4	0.5	0.7	0.5	0.5	1.9	2.3	2.9	2.3	3.2	6.3
Avg. Stride Freq. [Hz]	2.1	2.2	2.2	2.2	2.1	2.1	2.1	2.2	2.2	2.2	2.2
Avg. Stride Length [m]	6.2	7.5	7.5	7.4	7.4	7.5	7.5	7.5	7.9	7.9	7.8



- [] Ranking at each section and finish
- .-.- No data available at this section
- NA No data available



Horse/Jockey Name	Rock Ya
Final Rank	5
Fastest Section Time (Section)	0:11.50 (600m)
Top Speed [km/h] (Section)	63.4 (400m)
Race State	Finished



Doomben QLD Professional

Race 4: SKY RACING BENCHMARK 78 Handicap - 2200m

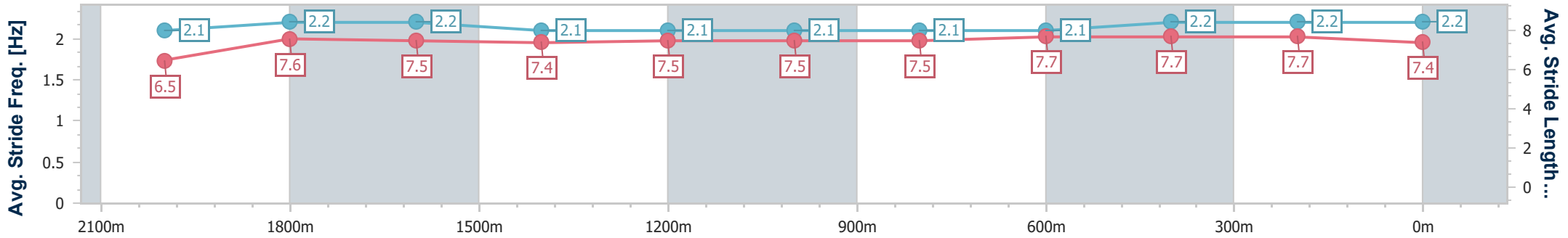
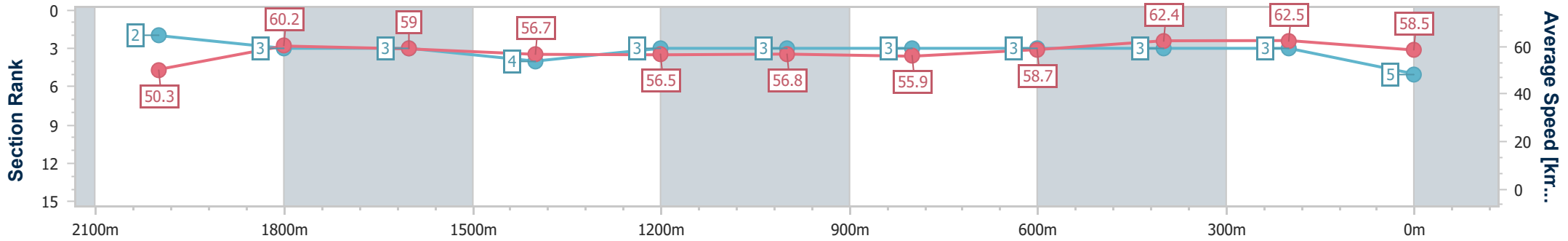
27 November 2024 - 13:53

Track Rating: Soft 6, Weather: Overcast, Rail Position: +0m Entire



BRISBANE RACING CLUB

Section	Overall	2000m	1800m	1600m	1400m	1200m	1000m	800m	600m	400m	200m
Section Times	2:16.61 [5] (0:14.29)	2:02.32 [2] (0:11.98)	1:50.34 [3] (0:12.08)	1:38.26 [3] (0:12.59)	1:25.67 [4] (0:12.60)	1:13.07 [3] (0:12.68)	1:00.39 [3] (0:12.83)	0:47.56 [3] (0:12.24)	0:35.32 [3] (0:11.50)	0:23.82 [3] (0:11.50)	0:12.32 [3] (0:12.32)
Average Speed [km/h]	50.3	60.2	59.0	56.7	56.5	56.8	55.9	58.7	62.4	62.5	58.5
Top Speed [km/h]	62.1	61.8	61.8	57.6	57.1	57.1	57.1	61.0	63.4	63.4	61.1
Avg. Dist. to Rail [m]	1.4	0.5	1.3	2.1	1.8	0.8	0.7	0.7	0.5	0.5	0.7
Avg. Stride Freq. [Hz]	2.1	2.2	2.2	2.1	2.1	2.1	2.1	2.1	2.2	2.2	2.2
Avg. Stride Length [m]	6.5	7.6	7.5	7.4	7.5	7.5	7.5	7.7	7.7	7.7	7.4



- [] Ranking at each section and finish
- .-.- No data available at this section
- NA No data available



Horse/Jockey Name	Aldeenaar
Final Rank	6
Fastest Section Time (Section)	0:11.36 (400m)
Top Speed [km/h] (Section)	63.6 (400m)
Race State	Finished



Doomben QLD Professional

Race 4: SKY RACING BENCHMARK 78 Handicap - 2200m

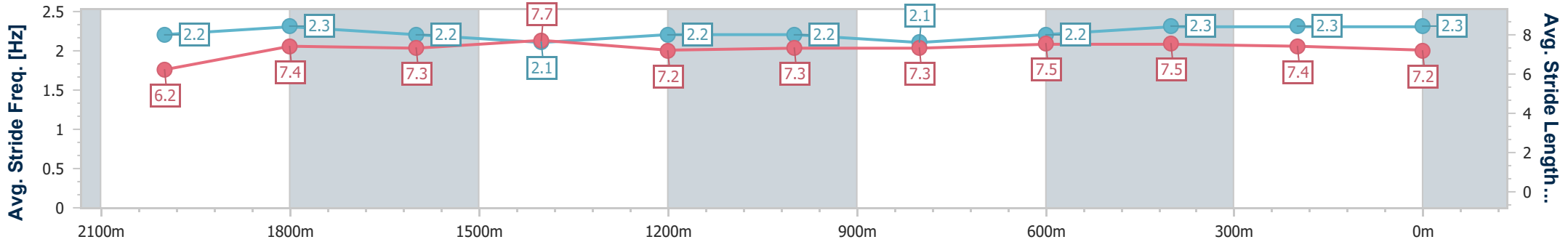
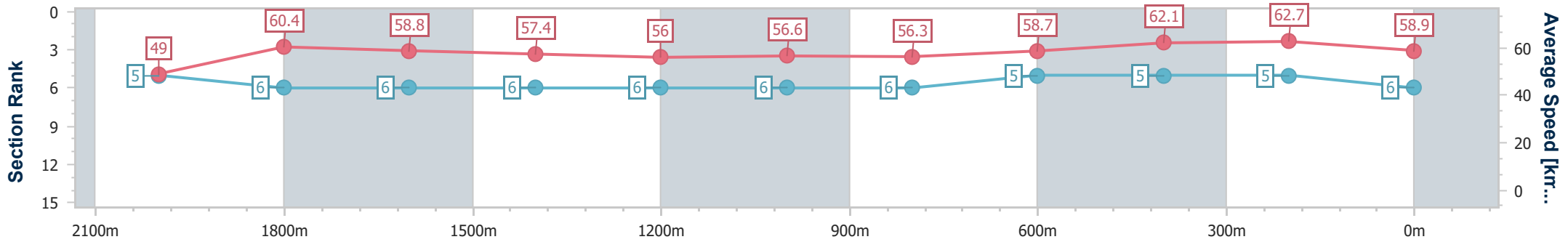
27 November 2024 - 13:53

Track Rating: Soft 6, Weather: Overcast, Rail Position: +0m Entire



BRISBANE RACING CLUB

Section	Overall	2000m	1800m	1600m	1400m	1200m	1000m	800m	600m	400m	200m
Section Times	2:16.64 [6] (0:14.67)	2:01.97 [5] (0:11.94)	1:50.03 [6] (0:12.06)	1:37.97 [6] (0:12.42)	1:25.55 [6] (0:12.70)	1:12.85 [6] (0:12.74)	1:00.11 [6] (0:12.83)	0:47.28 [6] (0:12.21)	0:35.07 [5] (0:11.48)	0:23.59 [5] (0:11.36)	0:12.23 [5] (0:12.23)
Average Speed [km/h]	49.0	60.4	58.8	57.4	56.0	56.6	56.3	58.7	62.1	62.7	58.9
Top Speed [km/h]	60.7	61.2	62.1	58.5	56.8	57.3	57.0	62.8	63.4	63.6	62.1
Avg. Dist. to Rail [m]	1.3	2.3	2.2	3.0	1.8	0.9	1.2	0.5	1.9	3.9	3.1
Avg. Stride Freq. [Hz]	2.2	2.3	2.2	2.1	2.2	2.2	2.1	2.2	2.3	2.3	2.3
Avg. Stride Length [m]	6.2	7.4	7.3	7.7	7.2	7.3	7.3	7.5	7.5	7.4	7.2



- [] Ranking at each section and finish
- .-.- No data available at this section
- NA No data available



Horse/Jockey Name	Fleur Du Monde
Final Rank	7
Fastest Section Time (Section)	0:11.55 (600m)
Top Speed [km/h] (Section)	64.1 (600m)
Race State	Finished



Doomben QLD Professional

Race 4: SKY RACING BENCHMARK 78 Handicap - 2200m

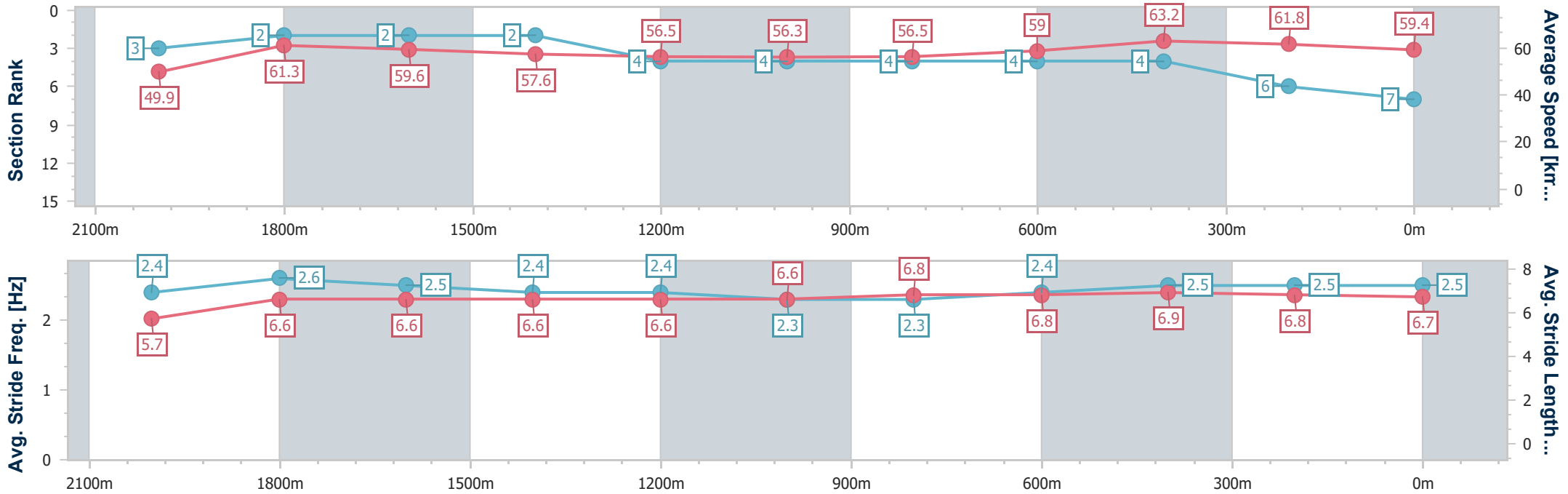
27 November 2024 - 13:53

Track Rating: Soft 6, Weather: Overcast, Rail Position: +0m Entire



BRISBANE RACING CLUB

Section	Overall	2000m	1800m	1600m	1400m	1200m	1000m	800m	600m	400m	200m
Section Times	2:16.73 [7] (0:14.43)	2:02.30 [3] (0:11.78)	1:50.52 [2] (0:12.11)	1:38.41 [2] (0:12.46)	1:25.95 [2] (0:12.77)	1:13.18 [4] (0:12.78)	1:00.40 [4] (0:12.78)	0:47.62 [4] (0:12.30)	0:35.32 [4] (0:11.55)	0:23.77 [4] (0:11.64)	0:12.13 [6] (0:12.13)
Average Speed [km/h]	49.9	61.3	59.6	57.6	56.5	56.3	56.5	59.0	63.2	61.8	59.4
Top Speed [km/h]	62.1	62.5	62.2	59.1	58.5	57.3	57.5	62.1	64.1	62.6	61.8
Avg. Dist. to Rail [m]	2.6	3.1	1.3	0.5	0.6	0.4	0.6	1.7	2.4	3.3	5.0
Avg. Stride Freq. [Hz]	2.4	2.6	2.5	2.4	2.4	2.3	2.3	2.4	2.5	2.5	2.5
Avg. Stride Length [m]	5.7	6.6	6.6	6.6	6.6	6.6	6.8	6.8	6.9	6.8	6.7



- [] Ranking at each section and finish
- .-.- No data available at this section
- NA No data available



Horse/Jockey Name	Amalgamation
Final Rank	8
Fastest Section Time (Section)	0:11.28 (400m)
Top Speed [km/h] (Section)	65.5 (400m)
Race State	Finished



Doomben QLD Professional

Race 4: SKY RACING BENCHMARK 78 Handicap - 2200m

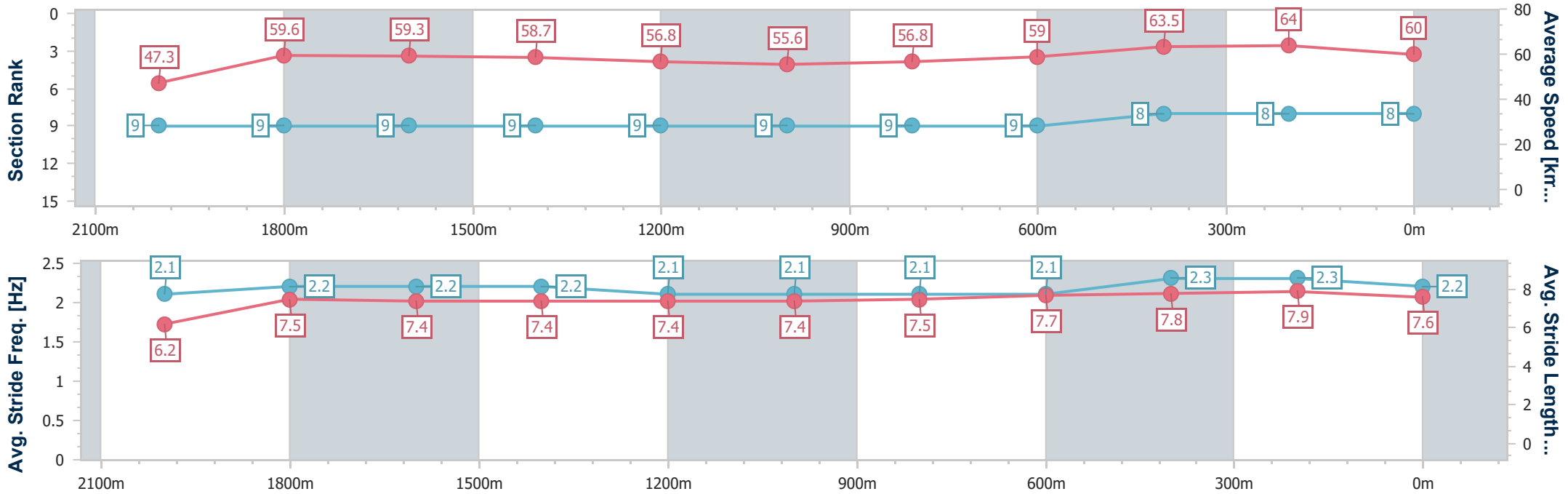
27 November 2024 - 13:53

Track Rating: Soft 6, Weather: Overcast, Rail Position: +0m Entire



BRISBANE RACING CLUB

Section	Overall	2000m	1800m	1600m	1400m	1200m	1000m	800m	600m	400m	200m
Section Times	2:16.83 [8] (0:15.20)	2:01.63 [9] (0:12.09)	1:49.54 [9] (0:12.02)	1:37.52 [9] (0:12.20)	1:25.32 [9] (0:12.73)	1:12.59 [9] (0:12.93)	0:59.66 [9] (0:12.70)	0:46.96 [9] (0:12.29)	0:34.67 [9] (0:11.38)	0:23.29 [8] (0:11.28)	0:12.01 [8] (0:12.01)
Average Speed [km/h]	47.3	59.6	59.3	58.7	56.8	55.6	56.8	59.0	63.5	64.0	60.0
Top Speed [km/h]	61.0	61.0	60.1	59.6	57.7	57.2	58.3	61.5	64.7	65.5	62.9
Avg. Dist. to Rail [m]	1.7	1.4	1.5	1.2	0.6	1.2	0.9	1.0	1.3	1.7	4.2
Avg. Stride Freq. [Hz]	2.1	2.2	2.2	2.2	2.1	2.1	2.1	2.1	2.3	2.3	2.2
Avg. Stride Length [m]	6.2	7.5	7.4	7.4	7.4	7.4	7.5	7.7	7.8	7.9	7.6



- [] Ranking at each section and finish
- .-.- No data available at this section
- NA No data available



Horse/Jockey Name	Aiden
Final Rank	9
Fastest Section Time (Section)	0:11.54 (600m)
Top Speed [km/h] (Section)	64.9 (Overall)
Race State	Finished



Doomben QLD Professional

Race 4: SKY RACING BENCHMARK 78 Handicap - 2200m

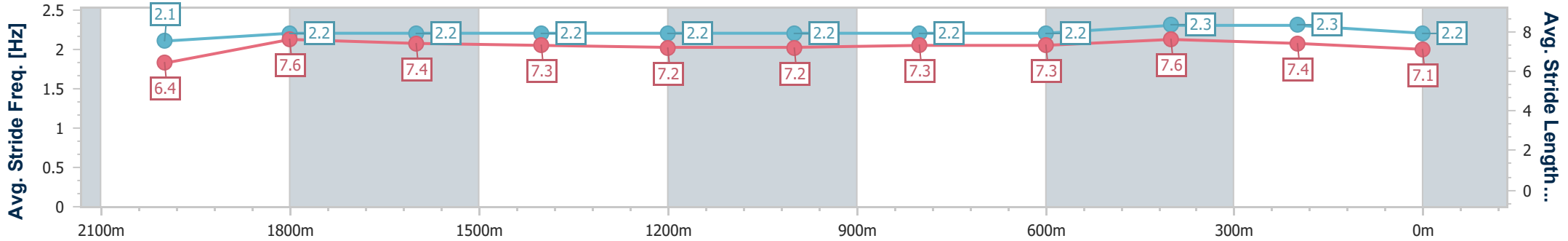
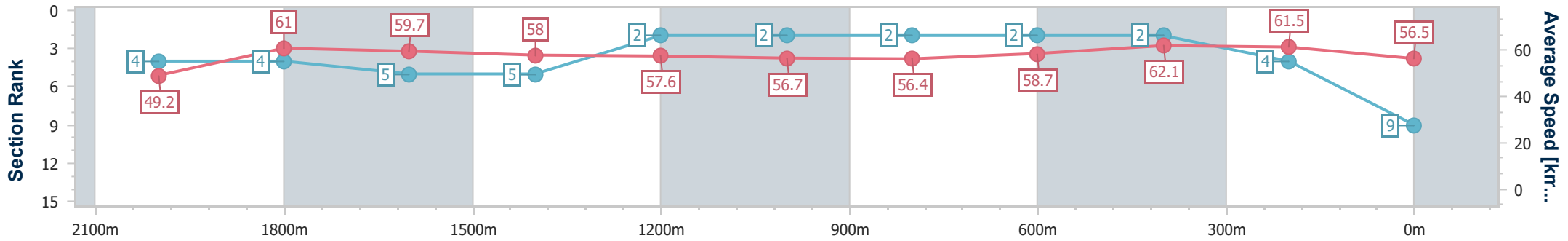
27 November 2024 - 13:53

Track Rating: Soft 6, Weather: Overcast, Rail Position: +0m Entire



BRISBANE RACING CLUB

Section	Overall	2000m	1800m	1600m	1400m	1200m	1000m	800m	600m	400m	200m
Section Times	2:17.04 [9] (0:14.66)	2:02.38 [4] (0:11.80)	1:50.58 [4] (0:12.08)	1:38.50 [5] (0:12.42)	1:26.08 [5] (0:12.46)	1:13.62 [2] (0:12.72)	1:00.90 [2] (0:12.72)	0:48.18 [2] (0:12.23)	0:35.95 [2] (0:11.54)	0:24.41 [2] (0:11.68)	0:12.73 [4] (0:12.73)
Average Speed [km/h]	49.2	61.0	59.7	58.0	57.6	56.7	56.4	58.7	62.1	61.5	56.5
Top Speed [km/h]	64.9	62.5	60.7	58.8	59.2	57.5	57.2	61.6	62.5	62.7	59.9
Avg. Dist. to Rail [m]	5.5	1.9	1.6	0.3	0.4	0.8	0.5	1.0	0.8	1.7	2.6
Avg. Stride Freq. [Hz]	2.1	2.2	2.2	2.2	2.2	2.2	2.2	2.2	2.3	2.3	2.2
Avg. Stride Length [m]	6.4	7.6	7.4	7.3	7.2	7.2	7.3	7.3	7.6	7.4	7.1



- [] Ranking at each section and finish
- .-.- No data available at this section
- NA No data available



Doomben QLD Professional

Race 5: EMPIRE OF JAPAN Class 2 Plate - 1200m



BRISBANE
RACING CLUB

27 November 2024 - 14:28

Track Rating: Soft 6, Weather: Overcast, Rail Position: +0m Entire

Section		Field Times											Last 600m				
		Overall	1000m	800m	600m	400m	200m						0:34.20				
		1:09.46 (0:13.28)	0:56.18 (0:10.56)	0:45.62 (0:11.42)	0:34.20 (0:11.31)	0:22.89 (0:11.15)	0:11.74 (0:11.74)										
Rank	TAB Horse/Jockey	Barrier	Top Speed [km/h]	Fastest Section												Margin	Distance Travelled [m]
1	9 TALTARNI FIELDS Cejay Graham	1	71.3 1000m	0:10.78 1000m	1:09.46 [1] (0:13.42)	0:56.04 [5] (0:10.78)	0:45.26 [4] (0:11.37)	0:33.89 [4] (0:11.20)	0:22.69 [4] (0:11.07)	0:11.62 [4] (0:11.62)	1:09.46	0:33.89					
2	12 SULTRY SIREN Ryan Maloney	4	70.0 1000m	0:10.56 1000m	1:09.69 [2] (0:13.28)	0:56.41 [1] (0:10.56)	0:45.85 [1] (0:11.42)	0:34.43 [1] (0:11.33)	0:23.10 [2] (0:11.14)	0:11.96 [2] (0:11.96)	1.31L	0:34.43	+2				
3	7 RUNWITHTHETIDE Bailey Wheeler	3	69.0 1000m	0:10.79 1000m	1:09.79 [3] (0:13.36)	0:56.43 [3] (0:10.79)	0:45.64 [3] (0:11.39)	0:34.25 [3] (0:11.18)	0:23.07 [3] (0:11.04)	0:12.03 [3] (0:12.03)	1.93L	0:34.25	+5				
4	8 SHAKO Emily Lang	8	71.2 Overall	0:10.59 1000m	1:09.83 [4] (0:13.35)	0:56.48 [2] (0:10.59)	0:45.89 [2] (0:11.36)	0:34.53 [2] (0:11.27)	0:23.26 [1] (0:11.15)	0:12.11 [1] (0:12.11)	2.13L	0:34.53	+4				
5	2 BOOM SHOT James Orman	7	69.8 1000m	0:10.60 1000m	1:09.84 [5] (0:14.22)	0:55.62 [9] (0:10.60)	0:45.02 [9] (0:11.28)	0:33.74 [8] (0:11.09)	0:22.65 [8] (0:10.92)	0:11.73 [6] (0:11.73)	2.2L	0:33.74	+0				
6	4 LIBERTY STEPS Cody Collis	6	68.3 1000m	0:10.81 1000m	1:09.90 [6] (0:13.92)	0:55.98 [8] (0:10.81)	0:45.17 [8] (0:11.52)	0:33.65 [9] (0:11.26)	0:22.39 [9] (0:10.89)	0:11.50 [9] (0:11.50)	2.54L	0:33.65	+4				
7	6 PORT ERIN Boris Thornton	2	69.4 1000m	0:10.72 1000m	1:09.94 [7] (0:13.74)	0:56.20 [7] (0:10.72)	0:45.48 [6] (0:11.35)	0:34.13 [5] (0:11.07)	0:23.06 [5] (0:11.02)	0:12.04 [5] (0:12.04)	2.82L	0:34.13	+1				
8	10 GOSPEL GIRL Angela Jones	9	68.2 1000m	0:10.98 1000m	1:10.14 [8] (0:13.39)	0:56.75 [4] (0:10.98)	0:45.77 [5] (0:11.46)	0:34.31 [6] (0:11.21)	0:23.10 [6] (0:11.13)	0:11.97 [7] (0:11.97)	3.98L	0:34.31	+6				
9	14 THE HAMO Adin Thompson	5	68.3 1000m	0:10.85 1000m	1:10.57 [9] (0:13.68)	0:56.89 [6] (0:10.85)	0:46.04 [7] (0:11.45)	0:34.59 [7] (0:11.18)	0:23.41 [7] (0:11.14)	0:12.27 [8] (0:12.27)	6.47L	0:34.59	+3				

Scratched: Invisible Tears (#11), Mixed Spice (#20), End Assembly (#3), Bonded Affair (#1), Selous (#19), Lucky Leni (#16), Savour The Dream (#13), Hidden Melody (#21), Ellro (#15), No Name Frank (#5), S



Horse/Jockey Name	Taltarni Fields
Final Rank	1
Fastest Section Time (Section)	0:10.78 (1000m)
Top Speed [km/h] (Section)	71.3 (1000m)
Race State	Finished

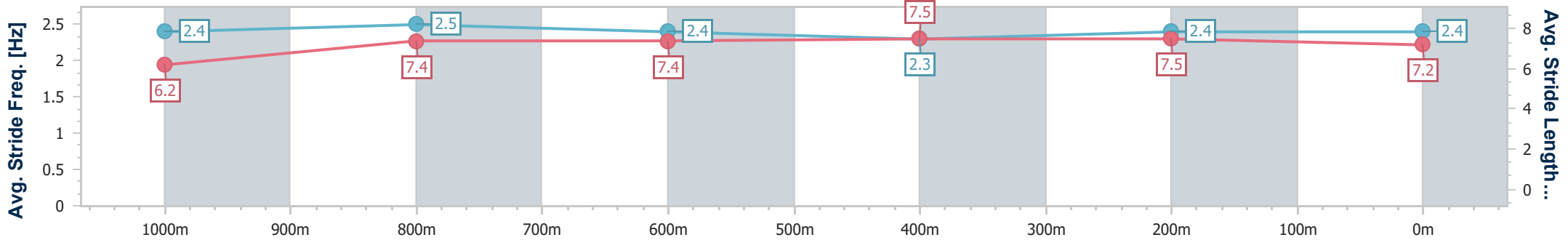
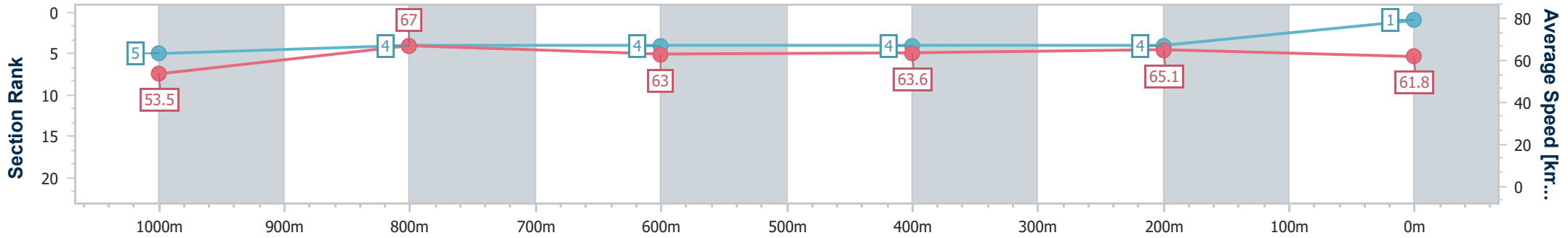


Doomben QLD Professional
Race 5: EMPIRE OF JAPAN Class 2 Plate - 1200m
 27 November 2024 - 14:28
 Track Rating: Soft 6, Weather: Overcast, Rail Position: +0m Entire



BRISBANE
RACING CLUB

Section	Overall	1000m	800m	600m	400m	200m
Section Times	1:09.46 [1] (0:13.42)	0:56.04 [5] (0:10.78)	0:45.26 [4] (0:11.37)	0:33.89 [4] (0:11.20)	0:22.69 [4] (0:11.07)	0:11.62 [4] (0:11.62)
Average Speed [km/h]	53.5	67.0	63.0	63.6	65.1	61.8
Top Speed [km/h]	68.0	71.3	65.3	64.7	66.2	63.8
Avg. Dist. to Rail [m]	1.1	0.4	0.5	1.3	0.9	0.2
Avg. Stride Freq. [Hz]	2.4	2.5	2.4	2.3	2.4	2.4
Avg. Stride Length [m]	6.2	7.4	7.4	7.5	7.5	7.2



- [] Ranking at each section and finish
- .-.- No data available at this section
- NA No data available



Horse/Jockey Name	Sultry Siren
Final Rank	2
Fastest Section Time (Section)	0:10.56 (1000m)
Top Speed [km/h] (Section)	70.0 (1000m)
Race State	Finished



Doomben QLD Professional

Race 5: EMPIRE OF JAPAN Class 2 Plate - 1200m

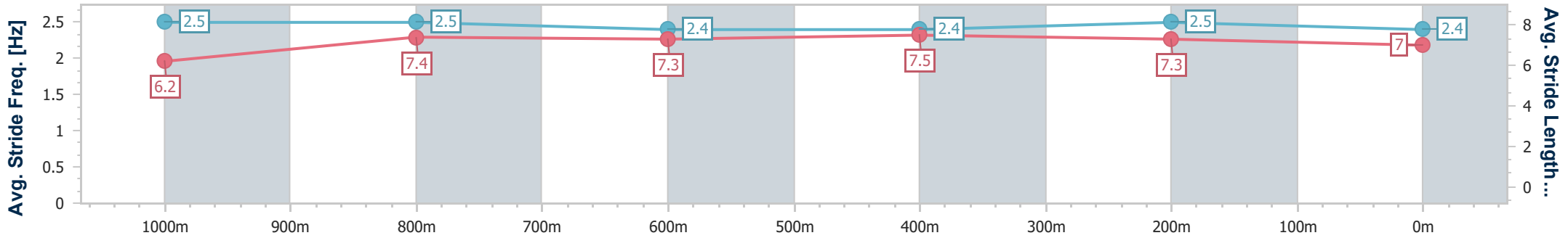
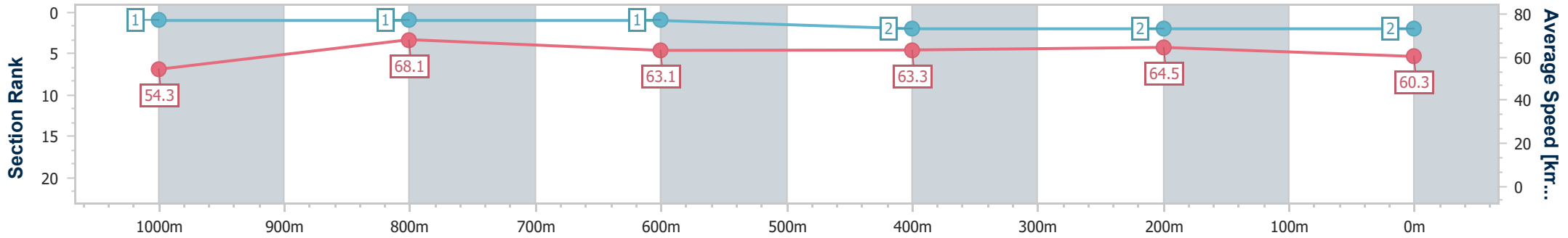
27 November 2024 - 14:28

Track Rating: Soft 6, Weather: Overcast, Rail Position: +0m Entire



BRISBANE RACING CLUB

Section	Overall	1000m	800m	600m	400m	200m
Section Times	1:09.69 [2] (0:13.28)	0:56.41 [1] (0:10.56)	0:45.85 [1] (0:11.42)	0:34.43 [1] (0:11.33)	0:23.10 [2] (0:11.14)	0:11.96 [2] (0:11.96)
Average Speed [km/h]	54.3	68.1	63.1	63.3	64.5	60.3
Top Speed [km/h]	69.5	70.0	64.4	63.8	65.3	62.8
Avg. Dist. to Rail [m]	3.5	1.1	0.5	0.7	1.3	1.8
Avg. Stride Freq. [Hz]	2.5	2.5	2.4	2.4	2.5	2.4
Avg. Stride Length [m]	6.2	7.4	7.3	7.5	7.3	7.0



- [] Ranking at each section and finish
- .-.- No data available at this section
- NA No data available



Horse/Jockey Name	Runwiththetide
Final Rank	3
Fastest Section Time (Section)	0:10.79 (1000m)
Top Speed [km/h] (Section)	69.0 (1000m)
Race State	Finished

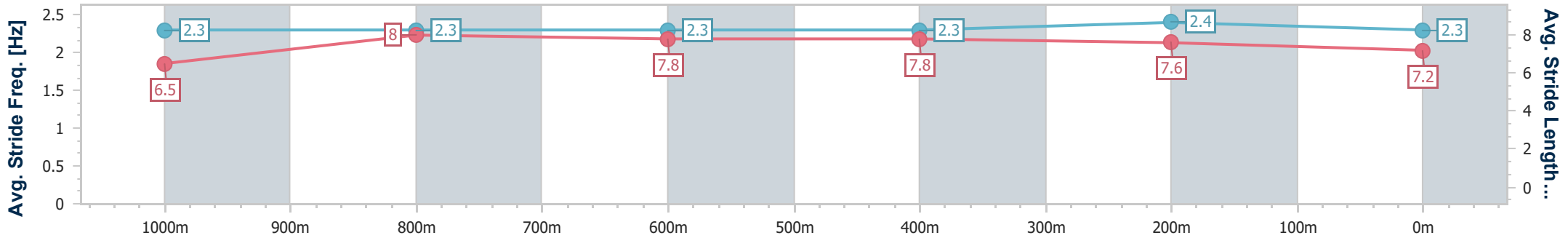
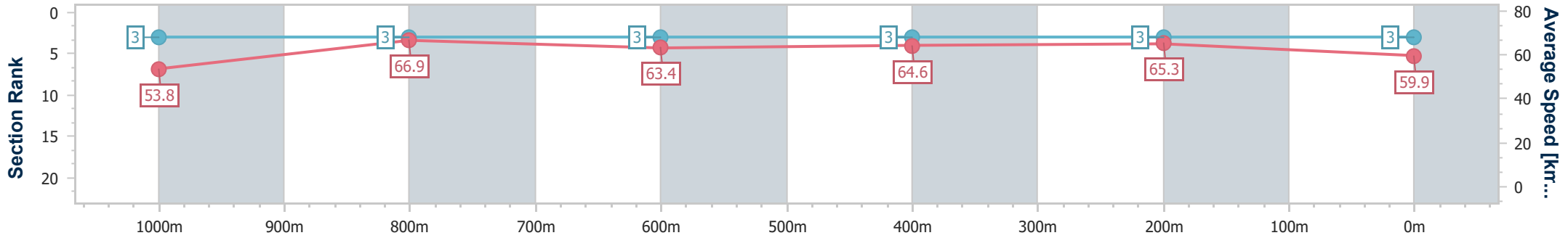


Doomben QLD Professional
Race 5: EMPIRE OF JAPAN Class 2 Plate - 1200m
 27 November 2024 - 14:28
 Track Rating: Soft 6, Weather: Overcast, Rail Position: +0m Entire



BRISBANE
RACING CLUB

Section	Overall	1000m	800m	600m	400m	200m
Section Times	1:09.79 [3] (0:13.36)	0:56.43 [3] (0:10.79)	0:45.64 [3] (0:11.39)	0:34.25 [3] (0:11.18)	0:23.07 [3] (0:11.04)	0:12.03 [3] (0:12.03)
Average Speed [km/h]	53.8	66.9	63.4	64.6	65.3	59.9
Top Speed [km/h]	68.3	69.0	64.2	65.9	66.2	63.2
Avg. Dist. to Rail [m]	2.4	1.5	0.5	0.2	2.1	2.4
Avg. Stride Freq. [Hz]	2.3	2.3	2.3	2.3	2.4	2.3
Avg. Stride Length [m]	6.5	8.0	7.8	7.8	7.6	7.2



- [] Ranking at each section and finish
- .-.- No data available at this section
- NA No data available



Horse/Jockey Name	Shako
Final Rank	4
Fastest Section Time (Section)	0:10.59 (1000m)
Top Speed [km/h] (Section)	71.2 (Overall)
Race State	Finished



Doomben QLD Professional

Race 5: EMPIRE OF JAPAN Class 2 Plate - 1200m

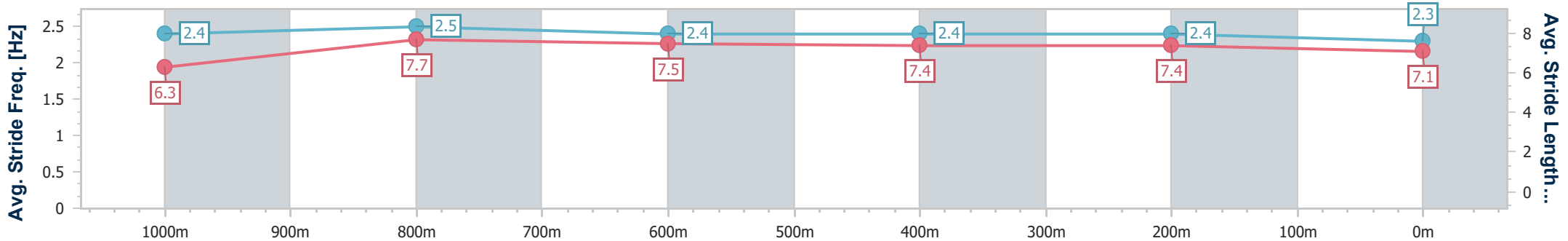
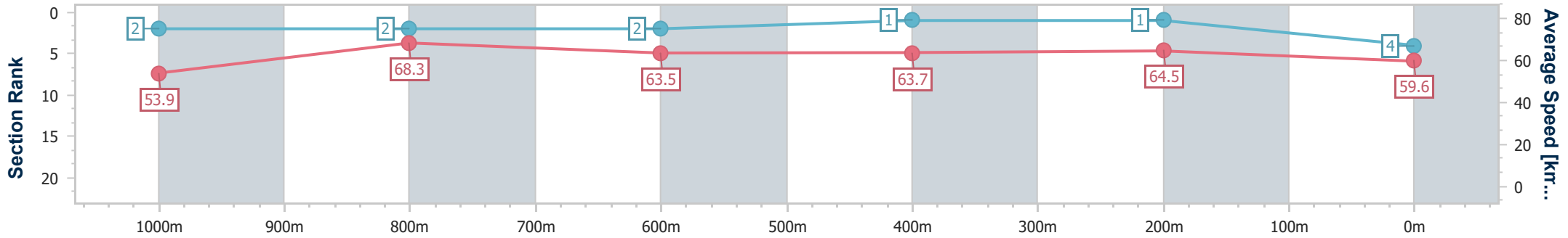
27 November 2024 - 14:28

Track Rating: Soft 6, Weather: Overcast, Rail Position: +0m Entire



BRISBANE RACING CLUB

Section	Overall	1000m	800m	600m	400m	200m
Section Times	1:09.83 [4] (0:13.35)	0:56.48 [2] (0:10.59)	0:45.89 [2] (0:11.36)	0:34.53 [2] (0:11.27)	0:23.26 [1] (0:11.15)	0:12.11 [1] (0:12.11)
Average Speed [km/h]	53.9	68.3	63.5	63.7	64.5	59.6
Top Speed [km/h]	71.2	71.1	65.2	64.3	65.6	63.7
Avg. Dist. to Rail [m]	6.5	2.8	0.4	0.5	0.5	0.9
Avg. Stride Freq. [Hz]	2.4	2.5	2.4	2.4	2.4	2.3
Avg. Stride Length [m]	6.3	7.7	7.5	7.4	7.4	7.1



- [] Ranking at each section and finish
- :-:- No data available at this section
- NA No data available



Horse/Jockey Name	Boom Shot
Final Rank	5
Fastest Section Time (Section)	0:10.60 (1000m)
Top Speed [km/h] (Section)	69.8 (1000m)
Race State	Finished



Doomben QLD Professional

Race 5: EMPIRE OF JAPAN Class 2 Plate - 1200m

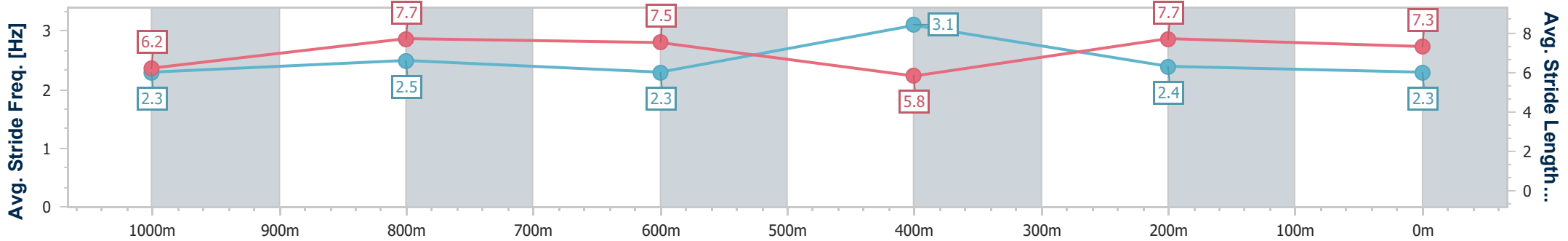
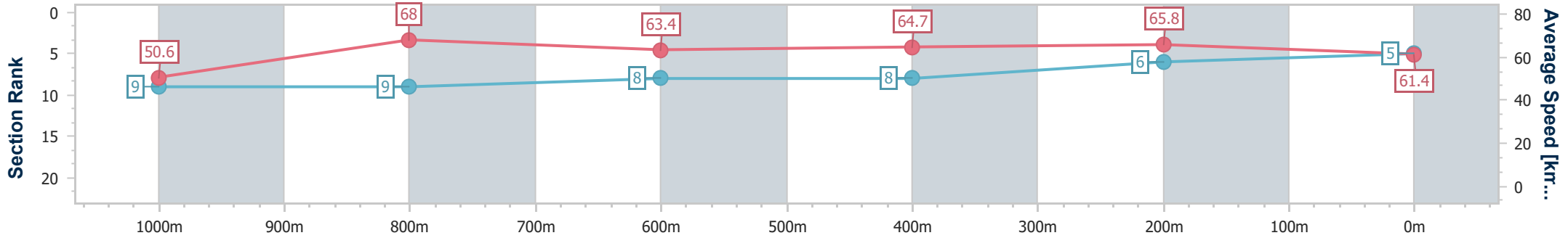
27 November 2024 - 14:28

Track Rating: Soft 6, Weather: Overcast, Rail Position: +0m Entire



BRISBANE RACING CLUB

Section	Overall	1000m	800m	600m	400m	200m
Section Times	1:09.84 [5] (0:14.22)	0:55.62 [9] (0:10.60)	0:45.02 [9] (0:11.28)	0:33.74 [8] (0:11.09)	0:22.65 [8] (0:10.92)	0:11.73 [6] (0:11.73)
Average Speed [km/h]	50.6	68.0	63.4	64.7	65.8	61.4
Top Speed [km/h]	68.8	69.8	65.4	66.8	66.7	65.8
Avg. Dist. to Rail [m]	3.7	0.3	0.9	0.9	0.9	1.0
Avg. Stride Freq. [Hz]	2.3	2.5	2.3	3.1	2.4	2.3
Avg. Stride Length [m]	6.2	7.7	7.5	5.8	7.7	7.3



- [] Ranking at each section and finish
- .-.- No data available at this section
- NA No data available



Horse/Jockey Name	Liberty Steps
Final Rank	6
Fastest Section Time (Section)	0:10.81 (1000m)
Top Speed [km/h] (Section)	68.3 (1000m)
Race State	Finished



Doomben QLD Professional

Race 5: EMPIRE OF JAPAN Class 2 Plate - 1200m

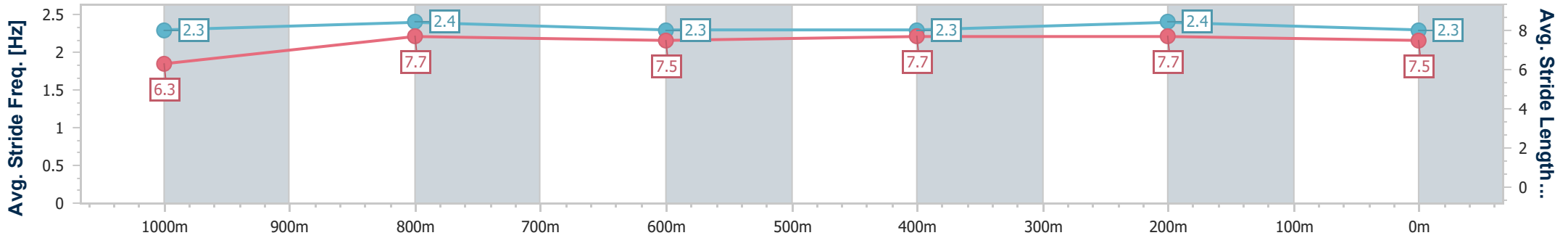
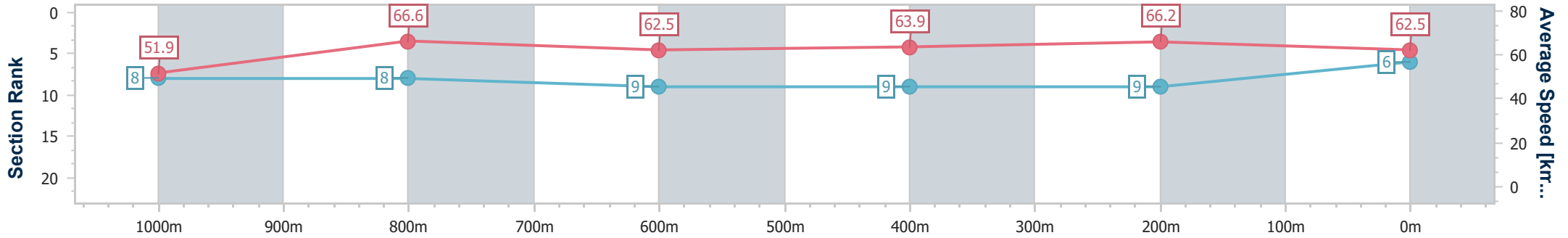
27 November 2024 - 14:28

Track Rating: Soft 6, Weather: Overcast, Rail Position: +0m Entire



BRISBANE RACING CLUB

Section	Overall	1000m	800m	600m	400m	200m
Section Times	1:09.90 [6] (0:13.92)	0:55.98 [8] (0:10.81)	0:45.17 [8] (0:11.52)	0:33.65 [9] (0:11.26)	0:22.39 [9] (0:10.89)	0:11.50 [9] (0:11.50)
Average Speed [km/h]	51.9	66.6	62.5	63.9	66.2	62.5
Top Speed [km/h]	67.1	68.3	64.2	65.5	67.7	65.8
Avg. Dist. to Rail [m]	3.1	0.8	0.3	0.4	2.4	5.7
Avg. Stride Freq. [Hz]	2.3	2.4	2.3	2.3	2.4	2.3
Avg. Stride Length [m]	6.3	7.7	7.5	7.7	7.7	7.5



- [] Ranking at each section and finish
- .-.-.- No data available at this section
- NA No data available



Horse/Jockey Name	Port Erin
Final Rank	7
Fastest Section Time (Section)	0:10.72 (1000m)
Top Speed [km/h] (Section)	69.4 (1000m)
Race State	Finished



Doomben QLD Professional

Race 5: EMPIRE OF JAPAN Class 2 Plate - 1200m

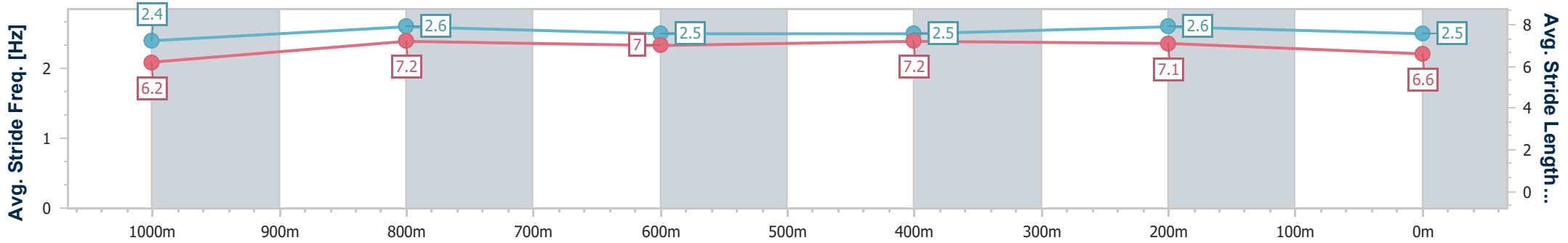
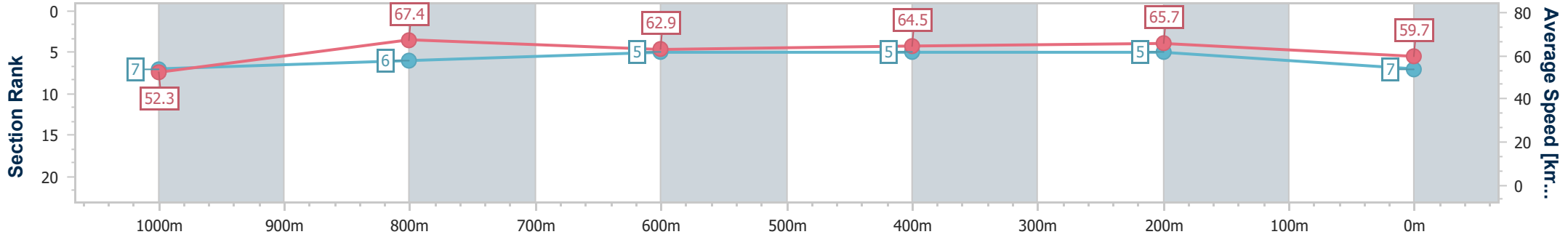
27 November 2024 - 14:28

Track Rating: Soft 6, Weather: Overcast, Rail Position: +0m Entire



BRISBANE RACING CLUB

Section	Overall	1000m	800m	600m	400m	200m
Section Times	1:09.94 [7] (0:13.74)	0:56.20 [7] (0:10.72)	0:45.48 [6] (0:11.35)	0:34.13 [5] (0:11.07)	0:23.06 [5] (0:11.02)	0:12.04 [5] (0:12.04)
Average Speed [km/h]	52.3	67.4	62.9	64.5	65.7	59.7
Top Speed [km/h]	67.8	69.4	63.5	65.2	66.9	64.8
Avg. Dist. to Rail [m]	1.0	0.2	1.6	1.2	2.9	4.3
Avg. Stride Freq. [Hz]	2.4	2.6	2.5	2.5	2.6	2.5
Avg. Stride Length [m]	6.2	7.2	7.0	7.2	7.1	6.6



- [] Ranking at each section and finish
- .-.- No data available at this section
- NA No data available



Horse/Jockey Name	Gospel Girl
Final Rank	8
Fastest Section Time (Section)	0:10.98 (1000m)
Top Speed [km/h] (Section)	68.2 (1000m)
Race State	Finished



Doomben QLD Professional

Race 5: EMPIRE OF JAPAN Class 2 Plate - 1200m

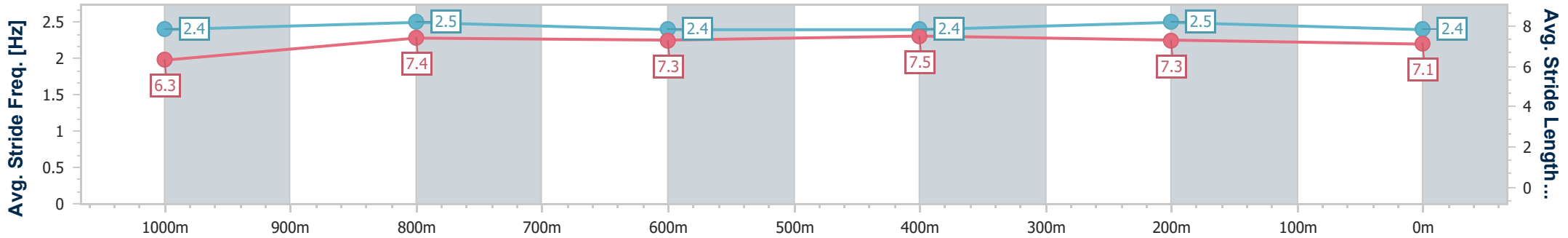
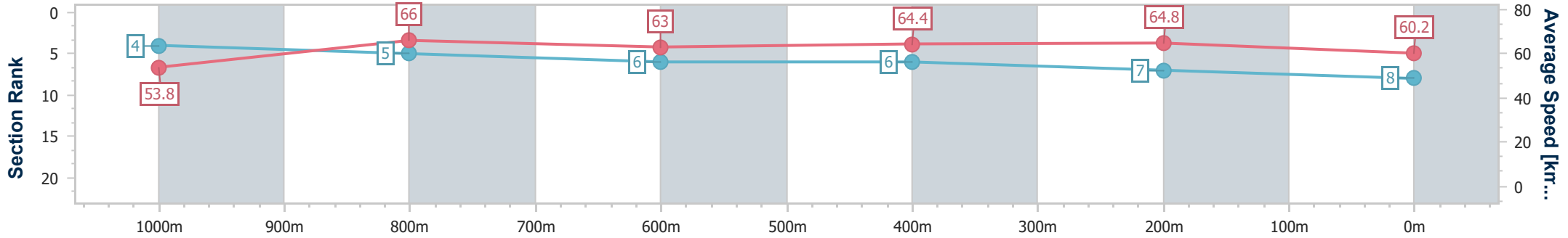
27 November 2024 - 14:28

Track Rating: Soft 6, Weather: Overcast, Rail Position: +0m Entire



BRISBANE RACING CLUB

Section	Overall	1000m	800m	600m	400m	200m
Section Times	1:10.14 [8] (0:13.39)	0:56.75 [4] (0:10.98)	0:45.77 [5] (0:11.46)	0:34.31 [6] (0:11.21)	0:23.10 [6] (0:11.13)	0:11.97 [7] (0:11.97)
Average Speed [km/h]	53.8	66.0	63.0	64.4	64.8	60.2
Top Speed [km/h]	68.2	68.2	64.8	65.4	65.5	65.0
Avg. Dist. to Rail [m]	7.1	2.9	0.7	0.2	3.7	5.2
Avg. Stride Freq. [Hz]	2.4	2.5	2.4	2.4	2.5	2.4
Avg. Stride Length [m]	6.3	7.4	7.3	7.5	7.3	7.1



- [] Ranking at each section and finish
- .-.- No data available at this section
- NA No data available



Horse/Jockey Name	The Hamo
Final Rank	9
Fastest Section Time (Section)	0:10.85 (1000m)
Top Speed [km/h] (Section)	68.3 (1000m)
Race State	Finished



Doomben QLD Professional

Race 5: EMPIRE OF JAPAN Class 2 Plate - 1200m

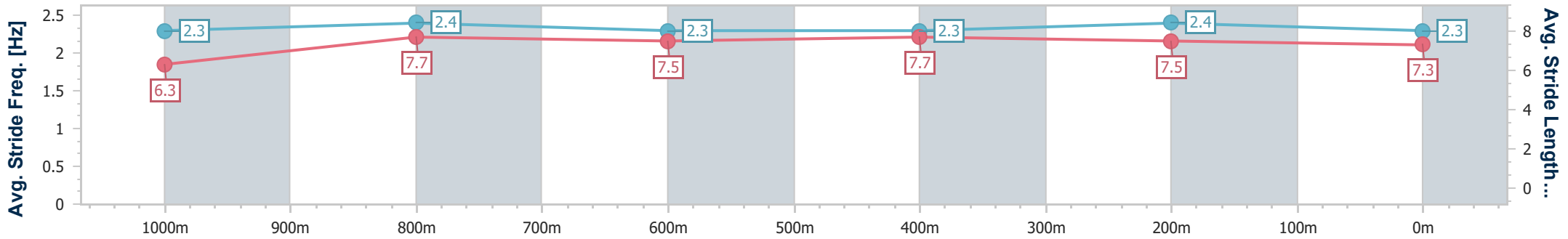
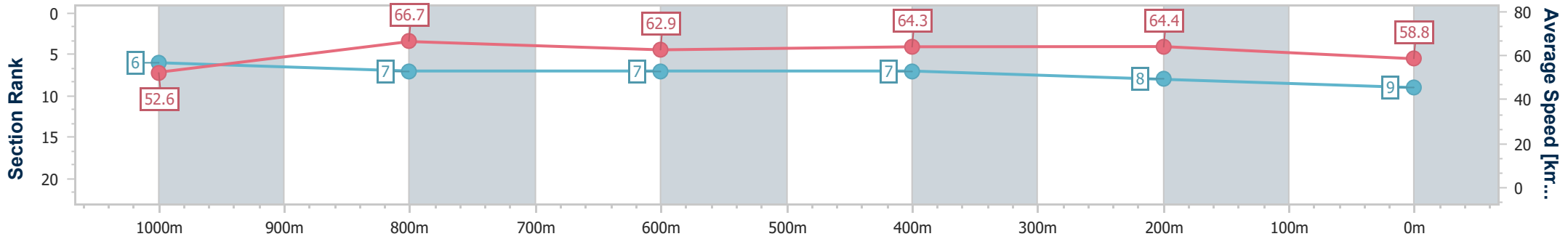
27 November 2024 - 14:28

Track Rating: Soft 6, Weather: Overcast, Rail Position: +0m Entire



BRISBANE RACING CLUB

Section	Overall	1000m	800m	600m	400m	200m
Section Times	1:10.57 [9] (0:13.68)	0:56.89 [6] (0:10.85)	0:46.04 [7] (0:11.45)	0:34.59 [7] (0:11.18)	0:23.41 [7] (0:11.14)	0:12.27 [8] (0:12.27)
Average Speed [km/h]	52.6	66.7	62.9	64.3	64.4	58.8
Top Speed [km/h]	67.2	68.3	64.0	65.7	66.1	62.2
Avg. Dist. to Rail [m]	4.1	0.8	0.2	0.4	2.1	3.3
Avg. Stride Freq. [Hz]	2.3	2.4	2.3	2.3	2.4	2.3
Avg. Stride Length [m]	6.3	7.7	7.5	7.7	7.5	7.3



- [] Ranking at each section and finish
- .-.- No data available at this section
- NA No data available



Doomben QLD Professional

Race 6: XXXX Fillies and Mares BENCHMARK 78 Handicap - 1110m

27 November 2024 - 15:04



BRISBANE
RACING CLUB

Track Rating: Soft 6, Weather: Overcast, Rail Position: +0m Entire

Section												Last 600m		
Field Times		Overall	1000m	800m	600m	400m	200m						0:34.08	
		1:03.43 (0:08.20)	0:55.23 (0:10.43)	0:44.80 (0:10.72)	0:34.08 (0:11.15)	0:22.93 (0:11.20)	0:11.73 (0:11.73)							
Rank	TAB	Horse/Jockey	Barrier	Top Speed [km/h]	Fastest Section							Margin	Distance Travelled [m]	
1	10	CHERRY ROSE Justin Stanley	9	68.4 400m	0:08.57 Overall	1:03.43 [1] (0:08.57)	0:54.86 [7] (0:10.85)	0:44.01 [7] (0:10.69)	0:33.32 [7] (0:10.90)	0:22.42 [7] (0:10.87)	0:11.55 [3] (0:11.55)	1:03.43	0:33.32	
2	1	SKIRT THE LAW Emily Lang	2	68.9 800m	0:08.36 Overall	1:03.82 [2] (0:08.36)	0:55.46 [4] (0:10.61)	0:44.85 [4] (0:10.84)	0:34.01 [5] (0:11.19)	0:22.82 [6] (0:11.03)	0:11.79 [6] (0:11.79)	2.29L	0:34.01	+8
3	11	KELLY'S LANDING Samantha Collett	5	70.0 1000m	0:08.20 Overall	1:03.93 [3] (0:08.20)	0:55.73 [1] (0:10.43)	0:45.30 [1] (0:10.72)	0:34.58 [1] (0:11.15)	0:23.43 [1] (0:11.20)	0:12.23 [1] (0:12.23)	2.95L	0:34.58	+4
4	9	INSTAGOOD Robbie Dolan	1	69.0 1000m	0:08.85 Overall	1:04.03 [4] (0:08.85)	0:55.18 [8] (0:10.63)	0:44.55 [8] (0:10.75)	0:33.80 [9] (0:10.99)	0:22.81 [8] (0:11.19)	0:11.62 [8] (0:11.62)	3.55L	0:33.80	+1
5	8	FEMME FATALE Cejay Graham	4	69.1 1000m	0:08.21 Overall	1:04.28 [5] (0:08.21)	0:56.07 [2] (0:10.62)	0:45.45 [3] (0:10.87)	0:34.58 [3] (0:11.08)	0:23.50 [4] (0:11.24)	0:12.26 [5] (0:12.26)	5L	0:34.58	+4
6	6	ISLAND MAGIC Martin Harley	10	70.4 1000m	0:09.18 Overall	1:04.47 [6] (0:09.18)	0:55.29 [10] (0:10.63)	0:44.66 [10] (0:10.86)	0:33.80 [10] (0:10.83)	0:22.97 [10] (0:11.04)	0:11.93 [9] (0:11.93)	6.12L	0:33.80	+0
7	2	TYPHOON TAAVI Cody Collis	7	69.5 1000m	0:08.50 Overall	1:04.54 [7] (0:08.50)	0:56.04 [6] (0:10.56)	0:45.48 [6] (0:10.70)	0:34.78 [4] (0:10.92)	0:23.86 [3] (0:11.29)	0:12.57 [4] (0:12.57)	6.54L	0:34.78	+9
8	7	LENNIC Bailey Wheeler	8	70.6 1000m	0:08.35 Overall	1:04.59 [8] (0:08.35)	0:56.24 [3] (0:10.40)	0:45.84 [2] (0:10.78)	0:35.06 [2] (0:11.02)	0:24.04 [2] (0:11.23)	0:12.81 [2] (0:12.81)	6.86L	0:35.06	+5
9	4	ARISPHERE Angela Jones	3	70.3 1000m	0:08.44 Overall	1:05.12 [9] (0:08.44)	0:56.68 [5] (0:10.61)	0:46.07 [5] (0:10.76)	0:35.31 [5] (0:11.12)	0:24.19 [5] (0:11.35)	0:12.84 [7] (0:12.84)	9.95L	0:35.31	+7
10	12	ROLLING ROCK Damien Thornton	6	68.6 800m	0:09.01 Overall	1:05.38 [10] (0:09.01)	0:56.37 [9] (0:10.65)	0:45.72 [9] (0:10.50)	0:35.22 [8] (0:11.11)	0:24.11 [9] (0:11.46)	0:12.65 [10] (0:12.65)	11.46L	0:35.22	+1

Scratched: Zouperb (#3), Give Giggles (#5), Uncut Gem (#13)

[] Ranking at each section and finish
 -:-:- No data available at this section
 NA No data available

SCN Saddle cloth number
 DNF Did not finish
 DNT Did not track



Horse/Jockey Name	Cherry Rose
Final Rank	1
Fastest Section Time (Section)	0:08.57 (Overall)
Top Speed [km/h] (Section)	68.4 (400m)
Race State	Finished



Doomben QLD Professional
Race 6: XXXX Fillies and Mares BENCHMARK 78 Handicap - 1110m

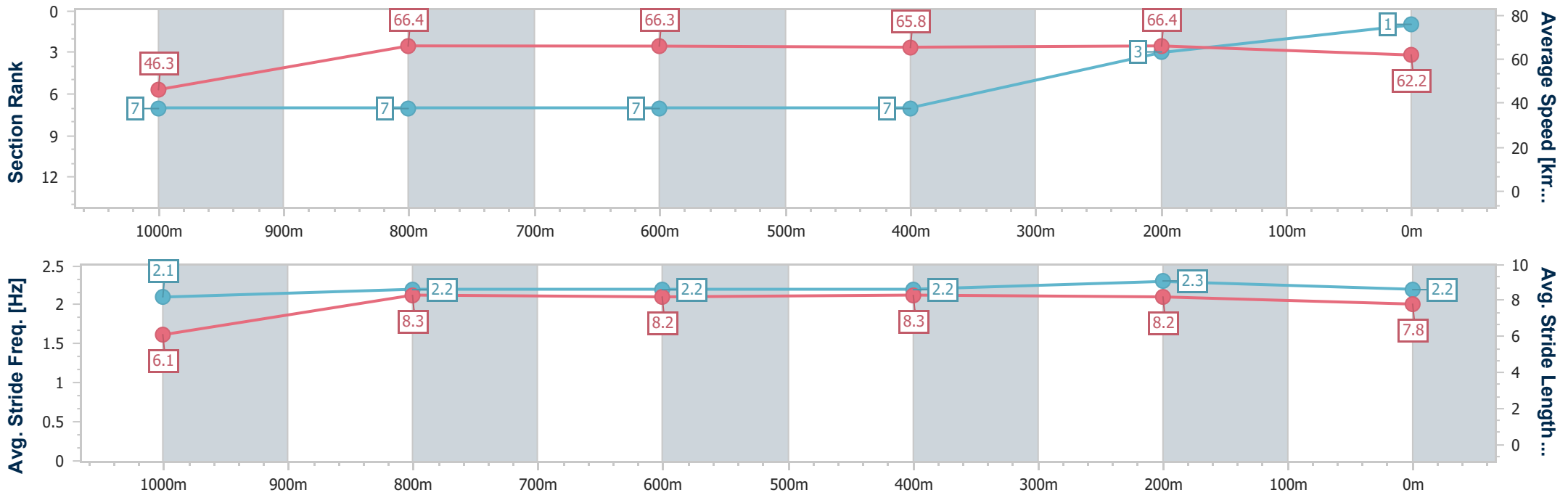
27 November 2024 - 15:04

Track Rating: Soft 6, Weather: Overcast, Rail Position: +0m Entire



BRISBANE
RACING CLUB

Section	Overall	1000m	800m	600m	400m	200m
Section Times	1:03.43 [1] (0:08.57)	0:54.86 [7] (0:10.85)	0:44.01 [7] (0:10.69)	0:33.32 [7] (0:10.90)	0:22.42 [7] (0:10.87)	0:11.55 [3] (0:11.55)
Average Speed [km/h]	46.3	66.4	66.3	65.8	66.4	62.2
Top Speed [km/h]	63.4	68.1	68.3	66.7	68.4	66.6
Avg. Dist. to Rail [m]	7.9	1.7	2.3	0.7	1.1	2.5
Avg. Stride Freq. [Hz]	2.1	2.2	2.2	2.2	2.3	2.2
Avg. Stride Length [m]	6.1	8.3	8.2	8.3	8.2	7.8



- [] Ranking at each section and finish
- .-.- No data available at this section
- NA No data available



Horse/Jockey Name	Skirt The Law
Final Rank	2
Fastest Section Time (Section)	0:08.36 (Overall)
Top Speed [km/h] (Section)	68.9 (800m)
Race State	Finished



Doomben QLD Professional
Race 6: XXXX Fillies and Mares BENCHMARK 78 Handicap - 1110m

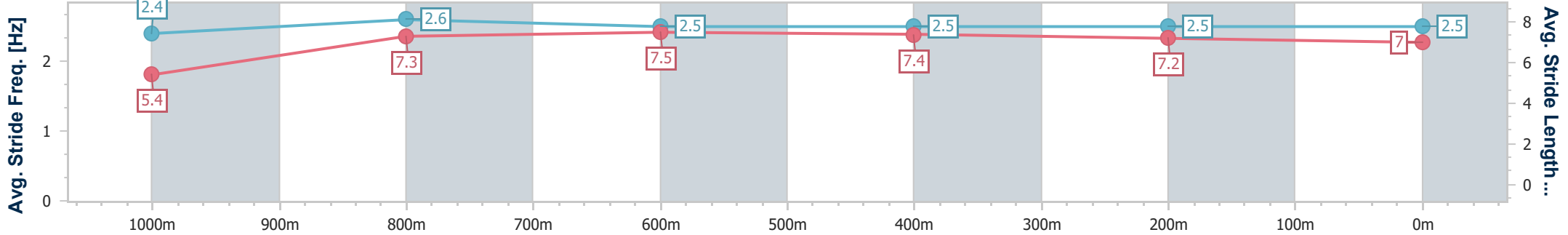
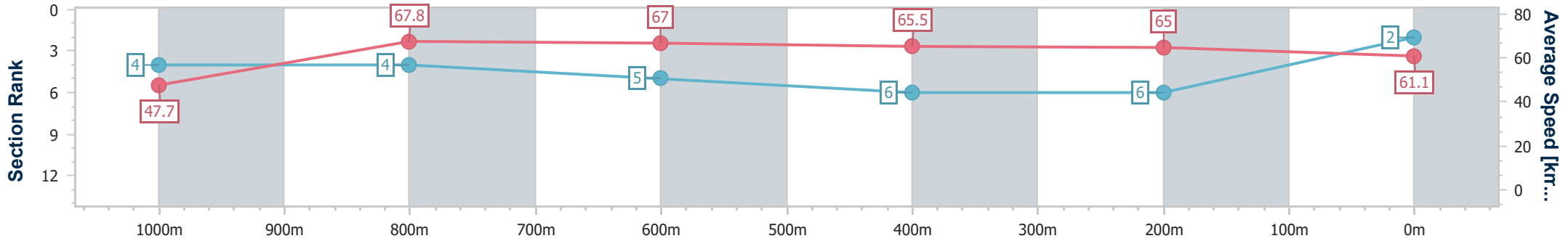


27 November 2024 - 15:04

BRISBANE
RACING CLUB

Track Rating: Soft 6, Weather: Overcast, Rail Position: +0m Entire

Section	Overall	1000m	800m	600m	400m	200m
Section Times	1:03.82 [2] (0:08.36)	0:55.46 [4] (0:10.61)	0:44.85 [4] (0:10.84)	0:34.01 [5] (0:11.19)	0:22.82 [6] (0:11.03)	0:11.79 [6] (0:11.79)
Average Speed [km/h]	47.7	67.8	67.0	65.5	65.0	61.1
Top Speed [km/h]	66.3	68.7	68.9	66.3	66.0	64.6
Avg. Dist. to Rail [m]	2.4	0.5	1.8	2.4	0.7	0.6
Avg. Stride Freq. [Hz]	2.4	2.6	2.5	2.5	2.5	2.5
Avg. Stride Length [m]	5.4	7.3	7.5	7.4	7.2	7.0



- [] Ranking at each section and finish
- .-.- No data available at this section
- NA No data available



Horse/Jockey Name	Kelly's Landing
Final Rank	3
Fastest Section Time (Section)	0:08.20 (Overall)
Top Speed [km/h] (Section)	70.0 (1000m)
Race State	Finished



Doomben QLD Professional
Race 6: XXXX Fillies and Mares BENCHMARK 78 Handicap - 1110m

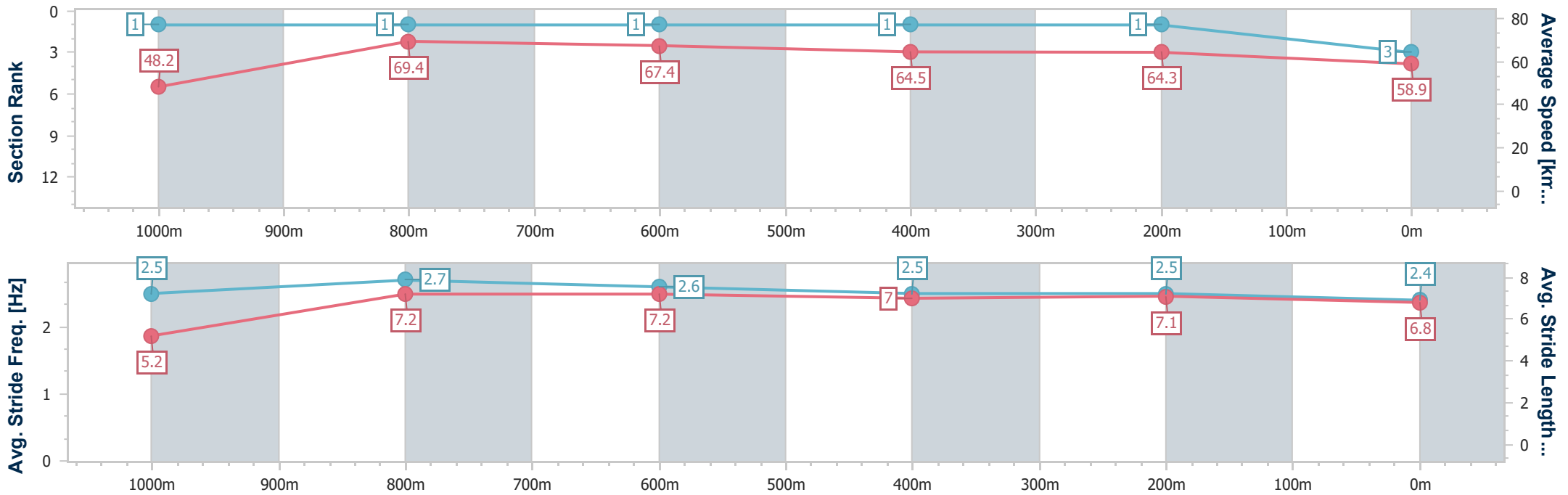


27 November 2024 - 15:04

BRISBANE
RACING CLUB

Track Rating: Soft 6, Weather: Overcast, Rail Position: +0m Entire

Section	Overall	1000m	800m	600m	400m	200m
Section Times	1:03.93 [3] (0:08.20)	0:55.73 [1] (0:10.43)	0:45.30 [1] (0:10.72)	0:34.58 [1] (0:11.15)	0:23.43 [1] (0:11.20)	0:12.23 [1] (0:12.23)
Average Speed [km/h]	48.2	69.4	67.4	64.5	64.3	58.9
Top Speed [km/h]	67.8	70.0	69.5	67.2	65.3	62.7
Avg. Dist. to Rail [m]	5.6	2.3	0.5	0.4	0.5	1.4
Avg. Stride Freq. [Hz]	2.5	2.7	2.6	2.5	2.5	2.4
Avg. Stride Length [m]	5.2	7.2	7.2	7.0	7.1	6.8



- [] Ranking at each section and finish
- .-.- No data available at this section
- NA No data available



Horse/Jockey Name	Instagood
Final Rank	4
Fastest Section Time (Section)	0:08.85 (Overall)
Top Speed [km/h] (Section)	69.0 (1000m)
Race State	Finished



Doomben QLD Professional
Race 6: XXXX Fillies and Mares BENCHMARK 78 Handicap - 1110m

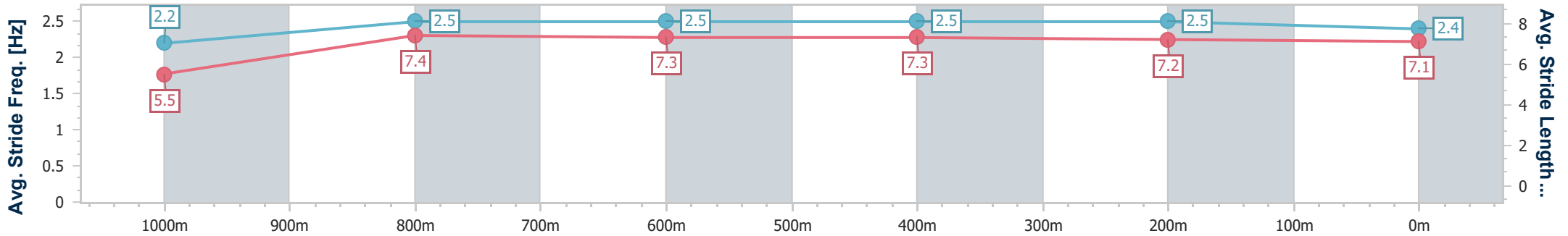
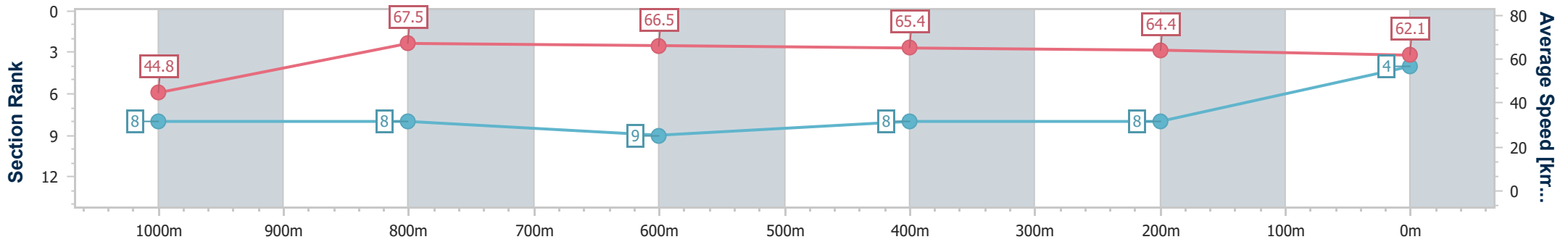
27 November 2024 - 15:04

Track Rating: Soft 6, Weather: Overcast, Rail Position: +0m Entire



BRISBANE
RACING CLUB

Section	Overall	1000m	800m	600m	400m	200m
Section Times	1:04.03 [4] (0:08.85)	0:55.18 [8] (0:10.63)	0:44.55 [8] (0:10.75)	0:33.80 [9] (0:10.99)	0:22.81 [8] (0:11.19)	0:11.62 [8] (0:11.62)
Average Speed [km/h]	44.8	67.5	66.5	65.4	64.4	62.1
Top Speed [km/h]	64.8	69.0	68.0	67.5	65.8	64.8
Avg. Dist. to Rail [m]	1.2	1.5	0.9	0.5	1.8	4.5
Avg. Stride Freq. [Hz]	2.2	2.5	2.5	2.5	2.5	2.4
Avg. Stride Length [m]	5.5	7.4	7.3	7.3	7.2	7.1



- [] Ranking at each section and finish
- .-.- No data available at this section
- NA No data available



Horse/Jockey Name	Femme Fatale
Final Rank	5
Fastest Section Time (Section)	0:08.21 (Overall)
Top Speed [km/h] (Section)	69.1 (1000m)
Race State	Finished



Doomben QLD Professional
Race 6: XXXX Fillies and Mares BENCHMARK 78 Handicap - 1110m

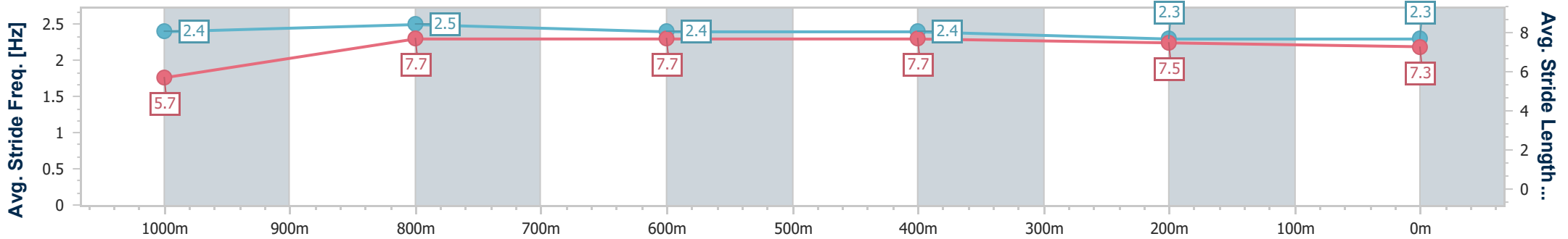
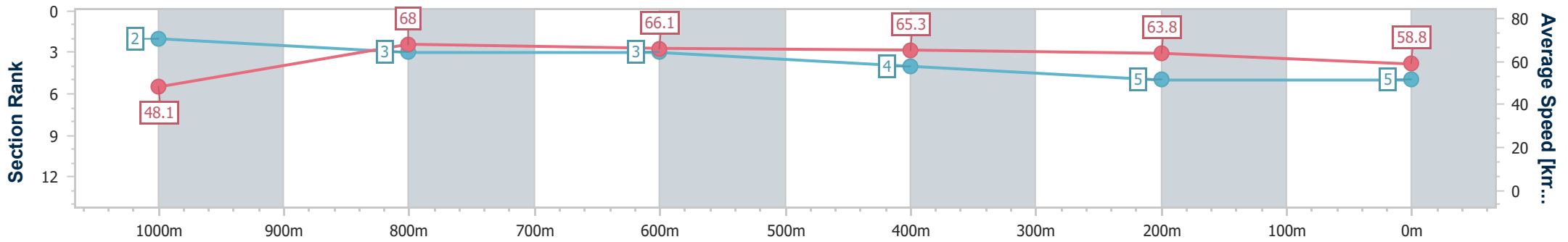
27 November 2024 - 15:04

Track Rating: Soft 6, Weather: Overcast, Rail Position: +0m Entire



BRISBANE
RACING CLUB

Section	Overall	1000m	800m	600m	400m	200m
Section Times	1:04.28 [5] (0:08.21)	0:56.07 [2] (0:10.62)	0:45.45 [3] (0:10.87)	0:34.58 [3] (0:11.08)	0:23.50 [4] (0:11.24)	0:12.26 [5] (0:12.26)
Average Speed [km/h]	48.1	68.0	66.1	65.3	63.8	58.8
Top Speed [km/h]	67.2	69.1	66.9	66.6	65.0	62.9
Avg. Dist. to Rail [m]	4.4	0.5	0.2	0.6	0.4	2.0
Avg. Stride Freq. [Hz]	2.4	2.5	2.4	2.4	2.3	2.3
Avg. Stride Length [m]	5.7	7.7	7.7	7.7	7.5	7.3



- [] Ranking at each section and finish
- .-.- No data available at this section
- NA No data available



Horse/Jockey Name	Island Magic
Final Rank	6
Fastest Section Time (Section)	0:09.18 (Overall)
Top Speed [km/h] (Section)	70.4 (1000m)
Race State	Finished



Doomben QLD Professional
Race 6: XXXX Fillies and Mares BENCHMARK 78 Handicap - 1110m

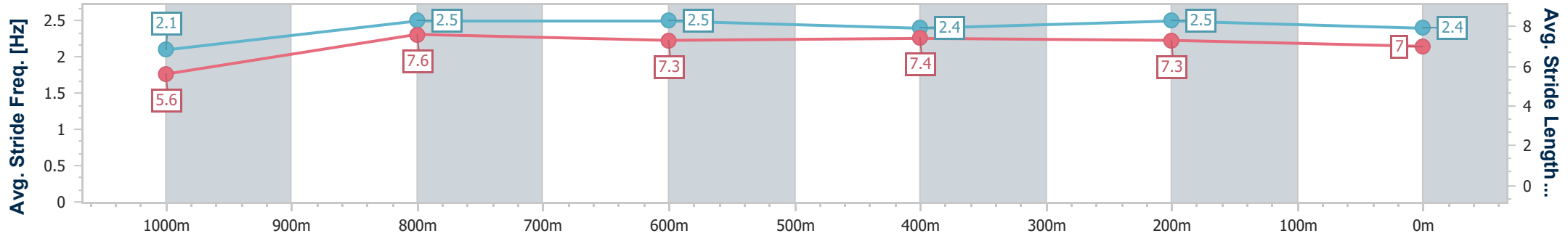
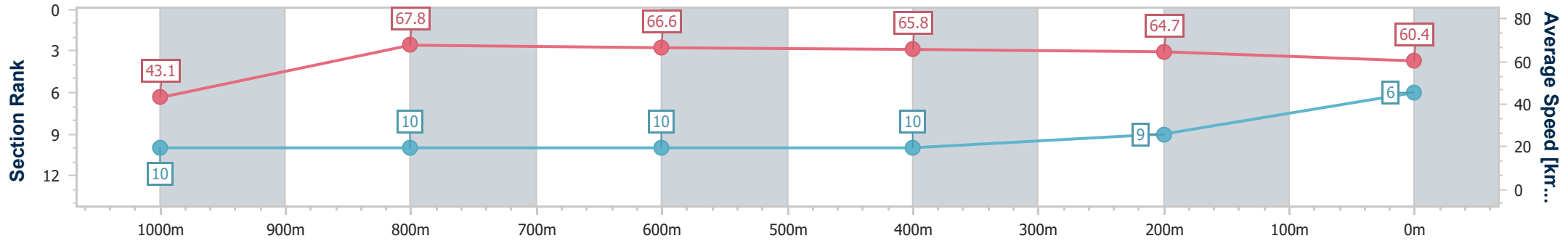


27 November 2024 - 15:04

BRISBANE
RACING CLUB

Track Rating: Soft 6, Weather: Overcast, Rail Position: +0m Entire

Section	Overall	1000m	800m	600m	400m	200m
Section Times	1:04.47 [6] (0:09.18)	0:55.29 [10] (0:10.63)	0:44.66 [10] (0:10.86)	0:33.80 [10] (0:10.83)	0:22.97 [10] (0:11.04)	0:11.93 [9] (0:11.93)
Average Speed [km/h]	43.1	67.8	66.6	65.8	64.7	60.4
Top Speed [km/h]	61.6	70.4	68.7	67.1	66.0	63.3
Avg. Dist. to Rail [m]	8.9	1.2	0.5	1.7	2.2	3.2
Avg. Stride Freq. [Hz]	2.1	2.5	2.5	2.4	2.5	2.4
Avg. Stride Length [m]	5.6	7.6	7.3	7.4	7.3	7.0



- [] Ranking at each section and finish
- .-.- No data available at this section
- NA No data available



Horse/Jockey Name	Typhoon Taavi
Final Rank	7
Fastest Section Time (Section)	0:08.50 (Overall)
Top Speed [km/h] (Section)	69.5 (1000m)
Race State	Finished

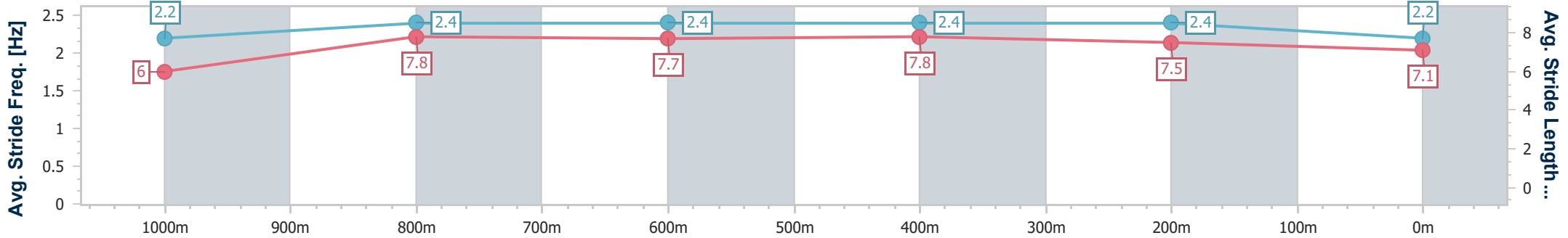
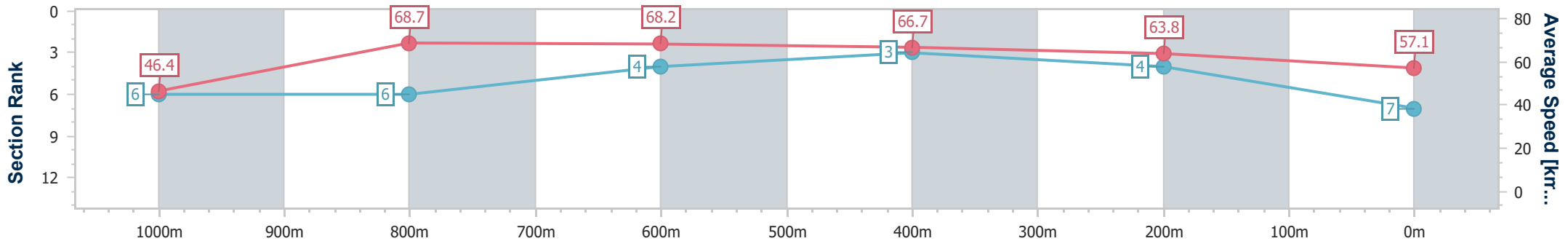


Doomben QLD Professional
Race 6: XXXX Fillies and Mares BENCHMARK 78 Handicap - 1110m
 27 November 2024 - 15:04
 Track Rating: Soft 6, Weather: Overcast, Rail Position: +0m Entire



BRISBANE
RACING CLUB

Section	Overall	1000m	800m	600m	400m	200m
Section Times	1:04.54 [7] (0:08.50)	0:56.04 [6] (0:10.56)	0:45.48 [6] (0:10.70)	0:34.78 [4] (0:10.92)	0:23.86 [3] (0:11.29)	0:12.57 [4]
Average Speed [km/h]	46.4	68.7	68.2	66.7	63.8	57.1
Top Speed [km/h]	65.5	69.5	68.9	68.4	65.2	61.4
Avg. Dist. to Rail [m]	6.8	2.7	2.6	1.9	0.7	2.4
Avg. Stride Freq. [Hz]	2.2	2.4	2.4	2.4	2.4	2.2
Avg. Stride Length [m]	6.0	7.8	7.7	7.8	7.5	7.1



- [] Ranking at each section and finish
- .-.- No data available at this section
- NA No data available



Horse/Jockey Name	Lennic
Final Rank	8
Fastest Section Time (Section)	0:08.35 (Overall)
Top Speed [km/h] (Section)	70.6 (1000m)
Race State	Finished



Doomben QLD Professional
Race 6: XXXX Fillies and Mares BENCHMARK 78 Handicap - 1110m

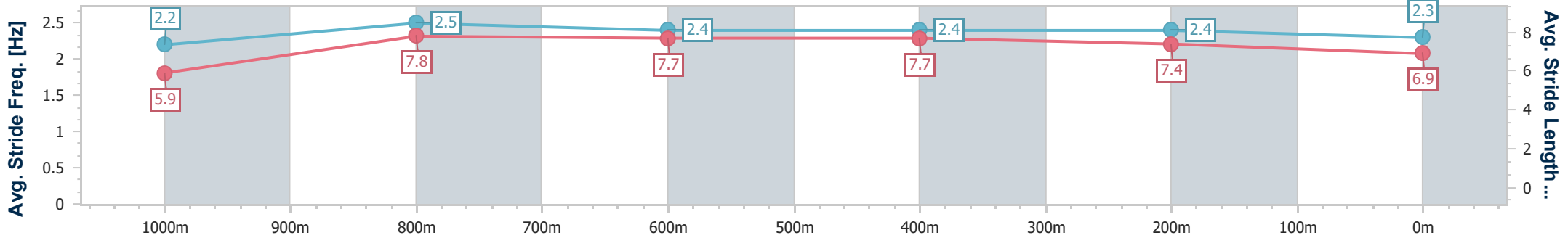
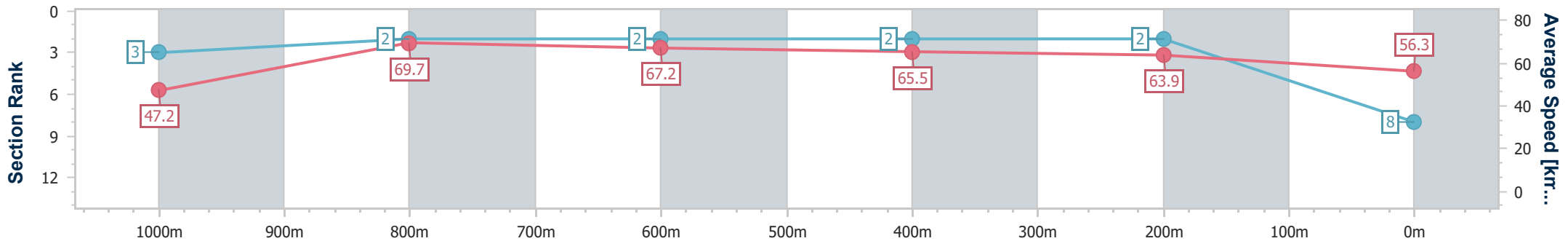


27 November 2024 - 15:04

BRISBANE RACING CLUB

Track Rating: Soft 6, Weather: Overcast, Rail Position: +0m Entire

Section	Overall	1000m	800m	600m	400m	200m
Section Times	1:04.59 [8] (0:08.35)	0:56.24 [3] (0:10.40)	0:45.84 [2] (0:10.78)	0:35.06 [2] (0:11.02)	0:24.04 [2] (0:11.23)	0:12.81 [2] (0:12.81)
Average Speed [km/h]	47.2	69.7	67.2	65.5	63.9	56.3
Top Speed [km/h]	66.8	70.6	69.0	67.0	66.1	61.4
Avg. Dist. to Rail [m]	8.1	2.4	1.5	0.6	0.8	1.2
Avg. Stride Freq. [Hz]	2.2	2.5	2.4	2.4	2.4	2.3
Avg. Stride Length [m]	5.9	7.8	7.7	7.7	7.4	6.9



- [] Ranking at each section and finish
- .-.- No data available at this section
- NA No data available



Horse/Jockey Name	Arisphere
Final Rank	9
Fastest Section Time (Section)	0:08.44 (Overall)
Top Speed [km/h] (Section)	70.3 (1000m)
Race State	Finished



Doomben QLD Professional
Race 6: XXXX Fillies and Mares BENCHMARK 78 Handicap - 1110m

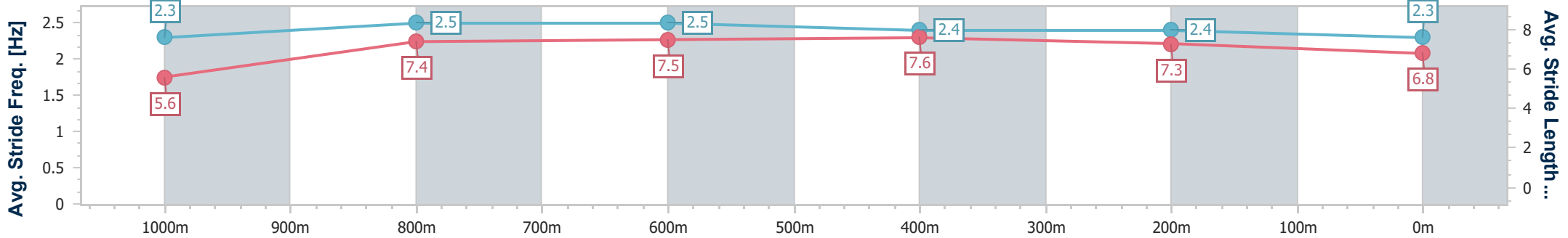
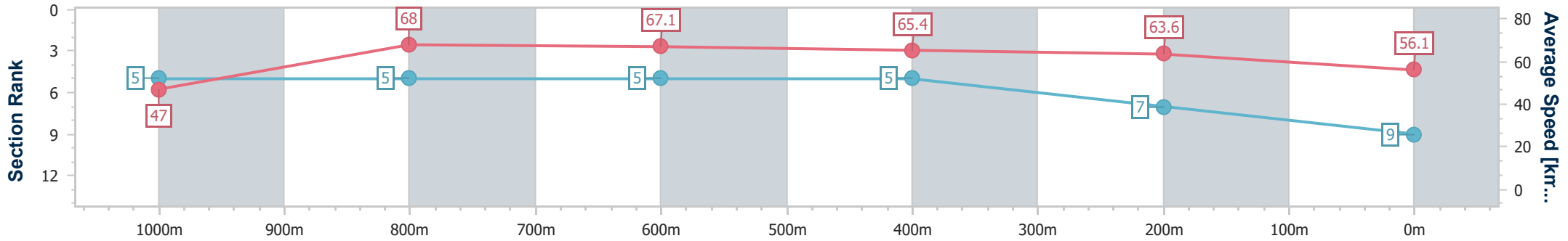


27 November 2024 - 15:04

BRISBANE RACING CLUB

Track Rating: Soft 6, Weather: Overcast, Rail Position: +0m Entire

Section	Overall	1000m	800m	600m	400m	200m
Section Times	1:05.12 [9] (0:08.44)	0:56.68 [5] (0:10.61)	0:46.07 [5] (0:10.76)	0:35.31 [5] (0:11.12)	0:24.19 [5] (0:11.35)	0:12.84 [7] (0:12.84)
Average Speed [km/h]	47.0	68.0	67.1	65.4	63.6	56.1
Top Speed [km/h]	65.3	70.3	67.7	67.7	64.5	61.3
Avg. Dist. to Rail [m]	3.4	1.5	0.7	1.8	1.9	4.1
Avg. Stride Freq. [Hz]	2.3	2.5	2.5	2.4	2.4	2.3
Avg. Stride Length [m]	5.6	7.4	7.5	7.6	7.3	6.8



- [] Ranking at each section and finish
- .-.- No data available at this section
- NA No data available



Horse/Jockey Name	Rolling Rock
Final Rank	10
Fastest Section Time (Section)	0:09.01 (Overall)
Top Speed [km/h] (Section)	68.6 (800m)
Race State	Finished

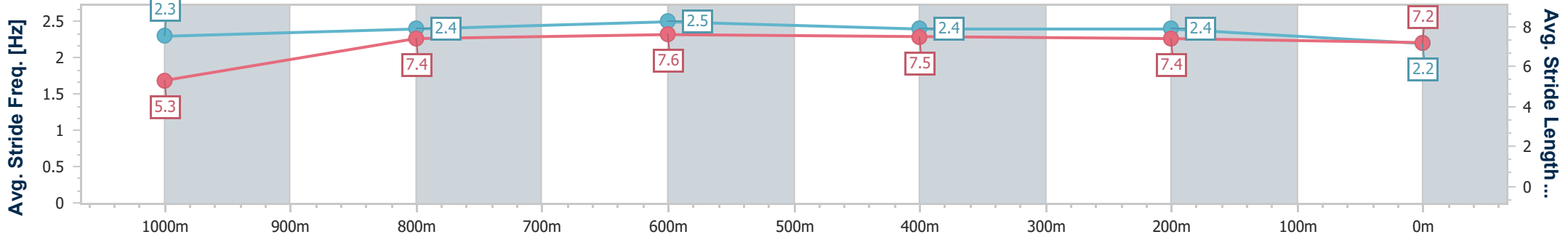
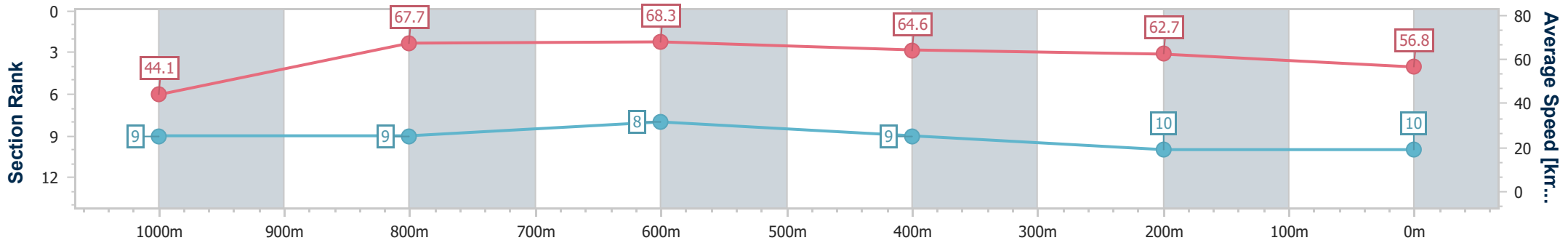


Doomben QLD Professional
Race 6: XXXX Fillies and Mares BENCHMARK 78 Handicap - 1110m
 27 November 2024 - 15:04
 Track Rating: Soft 6, Weather: Overcast, Rail Position: +0m Entire



BRISBANE
RACING CLUB

Section	Overall	1000m	800m	600m	400m	200m
Section Times	1:05.38 [10] (0:09.01)	0:56.37 [9] (0:10.65)	0:45.72 [9] (0:10.50)	0:35.22 [8] (0:11.11)	0:24.11 [9] (0:11.46)	0:12.65 [10] (0:12.65)
Average Speed [km/h]	44.1	67.7	68.3	64.6	62.7	56.8
Top Speed [km/h]	63.2	68.3	68.6	66.4	63.9	61.4
Avg. Dist. to Rail [m]	5.4	1.5	0.7	0.6	1.7	4.0
Avg. Stride Freq. [Hz]	2.3	2.4	2.5	2.4	2.4	2.2
Avg. Stride Length [m]	5.3	7.4	7.6	7.5	7.4	7.2



- [] Ranking at each section and finish
- .-.- No data available at this section
- NA No data available



Doomben QLD Professional

Race 7: TATTERSALL'S RECOGNITION STAKES - 1350m

27 November 2024 - 15:39



BRISBANE
RACING CLUB

Track Rating: Soft 5, Weather: Overcast, Rail Position: +0m Entire

Section		Overall	1200m	1000m	800m	600m	400m	Last 600m				
Field Times		1:18.72 (0:10.82)	1:07.90 (0:10.41)	0:57.49 (0:11.22)	0:46.27 (0:11.48)	0:34.79 (0:11.72)	0:23.07 (0:11.33)	0:34.79				
Rank	TAB Horse/Jockey	Barrier	Top Speed [km/h]	Fastest Section	Distance Travelled [m]							
1	9 OUGHTON Robbie Dolan	3	67.3 1000m	0:10.83 1200m	1:18.72 [1] (0:10.96)	1:07.76 [6] (0:10.83)	0:56.93 [7] (0:11.37)	0:45.56 [7] (0:11.62)	0:33.94 [7] (0:11.50)	0:22.44 [6] (0:10.96)	0:33.94	
2	4 FLYING TRAPEZE Cejay Graham	4	67.9 1000m	0:10.73 1200m	1:19.00 [2] (0:10.82)	1:08.18 [2] (0:10.73)	0:57.45 [4] (0:11.19)	0:46.26 [3] (0:11.65)	0:34.61 [3] (0:11.65)	0:22.96 [4] (0:11.11)	0:34.61	-15
3	5 MIDNIGHT IN TOKYO Bailey Wheeler	5	68.4 1200m	0:10.64 1200m	1:19.08 [3] (0:10.89)	1:08.19 [4] (0:10.64)	0:57.55 [3] (0:11.29)	0:46.26 [4] (0:11.63)	0:34.63 [4] (0:11.54)	0:23.09 [3] (0:11.07)	0:34.63	-5
4	7 NAVYONTHEHIGHWAY Samantha Collett	10	70.0 1200m	0:10.41 1200m	1:19.18 [4] (0:10.82)	1:08.36 [1] (0:10.41)	0:57.95 [1] (0:11.22)	0:46.73 [1] (0:11.48)	0:35.25 [1] (0:11.72)	0:23.53 [1] (0:11.33)	0:35.25	-7
5	12 MISS BAYLES Cody Collis	6	68.7 1200m	0:10.55 1200m	1:19.78 [5] (0:10.86)	1:08.92 [3] (0:10.55)	0:58.37 [2] (0:11.21)	0:47.16 [2] (0:11.63)	0:35.53 [2] (0:11.71)	0:23.82 [2] (0:11.25)	0:35.53	-4
6	11 CAPTAIN FENKEL Mark Du Plessis	8	68.5 1000m	0:10.67 1200m	1:19.89 [6] (0:10.98)	1:08.91 [7] (0:10.67)	0:58.24 [5] (0:11.29)	0:46.95 [6] (0:11.64)	0:35.31 [6] (0:11.70)	0:23.61 [7] (0:11.38)	0:35.31	+3
7	10 AMERICAN PRESIDENT Luke Tarrant	7	67.4 1000m	0:10.84 1200m	1:19.91 [7] (0:11.10)	1:08.81 [8] (0:10.84)	0:57.97 [8] (0:11.29)	0:46.68 [8] (0:11.66)	0:35.02 [8] (0:11.73)	0:23.29 [8] (0:11.29)	0:35.02	+4
8	8 ARTS OBJECT Angela Jones	2	68.0 1000m	0:10.69 1200m	1:20.06 [8] (0:11.30)	1:08.76 [9] (0:10.69)	0:58.07 [9] (0:11.29)	0:46.78 [9] (0:11.75)	0:35.03 [9] (0:11.74)	0:23.29 [10] (0:11.17)	0:35.03	+1
9	2 EKATERINA Luke Dempsey	9	67.5 1000m	0:10.83 1200m	1:20.23 [9] (0:11.37)	1:08.86 [10] (0:10.83)	0:58.03 [10] (0:11.30)	0:46.73 [10] (0:11.61)	0:35.12 [10] (0:11.61)	0:23.51 [9] (0:11.51)	0:35.12	+0
10	1 UCALLEDIT Andrew Mallyon	1	68.0 1200m	0:10.70 1200m	1:22.04 [10] (0:10.95)	1:11.09 [5] (0:10.70)	1:00.39 [6] (0:11.28)	0:49.11 [5] (0:11.57)	0:37.54 [5] (0:11.66)	0:25.88 [5] (0:11.73)	0:37.54	-3

Scratched: Mahbaby (#3), Miss Hellfire (#6)

[] Ranking at each section and finish
 -:-:- No data available at this section
 NA No data available

SCN Saddle cloth number
 DNF Did not finish
 DNT Did not track



Doomben QLD Professional

Race 7: TATTERSALL'S RECOGNITION STAKES - 1350m

27 November 2024 - 15:39



BRISBANE
RACING CLUB

Track Rating: Soft 5, Weather: Overcast, Rail Position: +0m Entire

Section							200m			Last 600m
Field Times							0:11.74			0:34.79
Rank	TAB	Horse/Jockey	Barrier	Top Speed [km/h]	Fastest Section	Margin				Distance Travelled [m]
1	9	OUGHTON Robbie Dolan	3	67.3 1000m	0:10.83 1200m	0:11.48 [5] (0:11.48)	1:18.72		0:33.94	
2	4	FLYING TRAPEZE Cejay Graham	4	67.9 1000m	0:10.73 1200m	0:11.85 [3] (0:11.85)	1.61L		0:34.61	-15
3	5	MIDNIGHT IN TOKYO Bailey Wheeler	5	68.4 1200m	0:10.64 1200m	0:12.02 [2] (0:12.02)	2.12L		0:34.63	-5
4	7	NAVYONTHEHIGHWAY Samantha Collett	10	70.0 1200m	0:10.41 1200m	0:12.20 [1] (0:12.20)	2.71L		0:35.25	-7
5	12	MISS BAYLES Cody Collis	6	68.7 1200m	0:10.55 1200m	0:12.57 [4] (0:12.57)	6.24L		0:35.53	-4
6	11	CAPTAIN FENKEL Mark Du Plessis	8	68.5 1000m	0:10.67 1200m	0:12.23 [6] (0:12.23)	6.84L		0:35.31	+3
7	10	AMERICAN PRESIDENT Luke Tarrant	7	67.4 1000m	0:10.84 1200m	0:12.00 [8] (0:12.00)	6.96L		0:35.02	+4
8	8	ARTS OBJECT Angela Jones	2	68.0 1000m	0:10.69 1200m	0:12.12 [9] (0:12.12)	7.87L		0:35.03	+1
9	2	EKATERINA Luke Dempsey	9	67.5 1000m	0:10.83 1200m	0:12.00 [10] (0:12.00)	8.89L		0:35.12	+0
10	1	UCALLEDIT Andrew Mallyon	1	68.0 1200m	0:10.70 1200m	0:14.15 [7] (0:14.15)	19.52L		0:37.54	-3

Scratched: Mahbaby (#3), Miss Hellfire (#6)

[] Ranking at each section and finish
 -:-:- No data available at this section
 NA No data available

SCN Saddle cloth number
 DNF Did not finish
 DNT Did not track



Horse/Jockey Name	Oughton
Final Rank	1
Fastest Section Time (Section)	0:10.83 (1200m)
Top Speed [km/h] (Section)	67.3 (1000m)
Race State	Finished



Doomben QLD Professional

Race 7: TATTERSALL'S RECOGNITION STAKES - 1350m

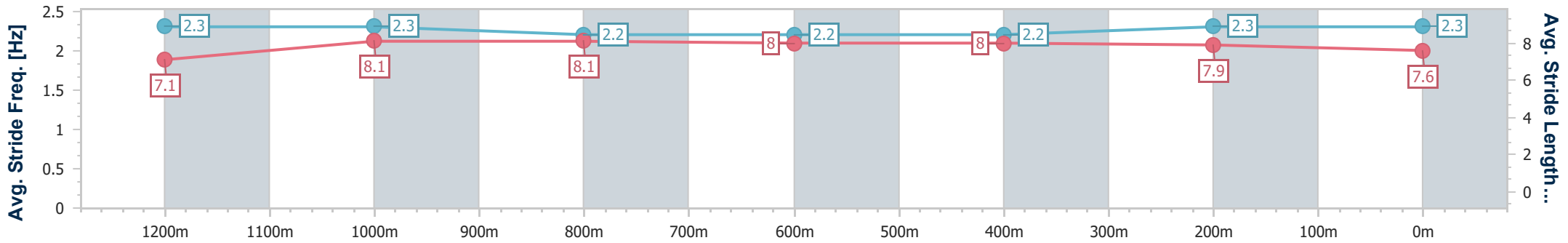
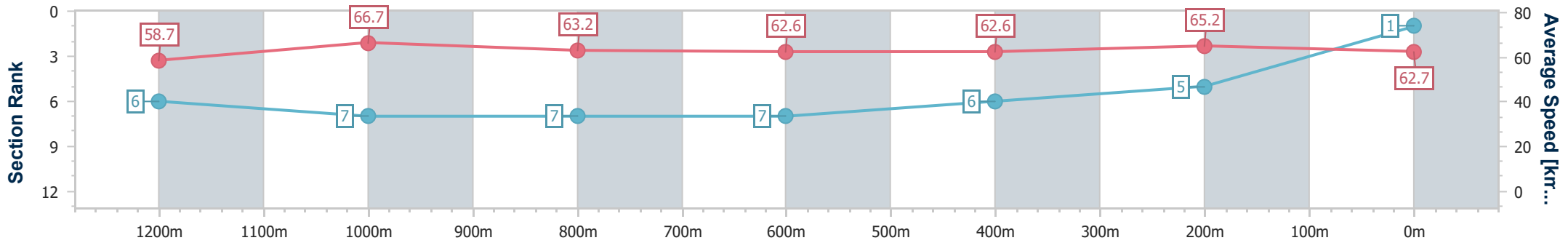
27 November 2024 - 15:39

Track Rating: Soft 5, Weather: Overcast, Rail Position: +0m Entire



BRISBANE RACING CLUB

Section	Overall	1200m	1000m	800m	600m	400m	200m
Section Times	1:18.72 [1] (0:10.96)	1:07.76 [6] (0:10.83)	0:56.93 [7] (0:11.37)	0:45.56 [7] (0:11.62)	0:33.94 [7] (0:11.50)	0:22.44 [6] (0:10.96)	0:11.48 [5]
Average Speed [km/h]	58.7	66.7	63.2	62.6	62.6	65.2	62.7
Top Speed [km/h]	63.2	67.3	67.3	64.0	63.1	65.9	65.9
Avg. Dist. to Rail [m]	4.2	1.7	1.8	1.2	1.7	3.1	2.5
Avg. Stride Freq. [Hz]	2.3	2.3	2.2	2.2	2.2	2.3	2.3
Avg. Stride Length [m]	7.1	8.1	8.1	8.0	8.0	7.9	7.6



- [] Ranking at each section and finish
- .-.- No data available at this section
- NA No data available



Horse/Jockey Name	Flying Trapeze
Final Rank	2
Fastest Section Time (Section)	0:10.73 (1200m)
Top Speed [km/h] (Section)	67.9 (1000m)
Race State	Finished



Doomben QLD Professional

Race 7: TATTERSALL'S RECOGNITION STAKES - 1350m

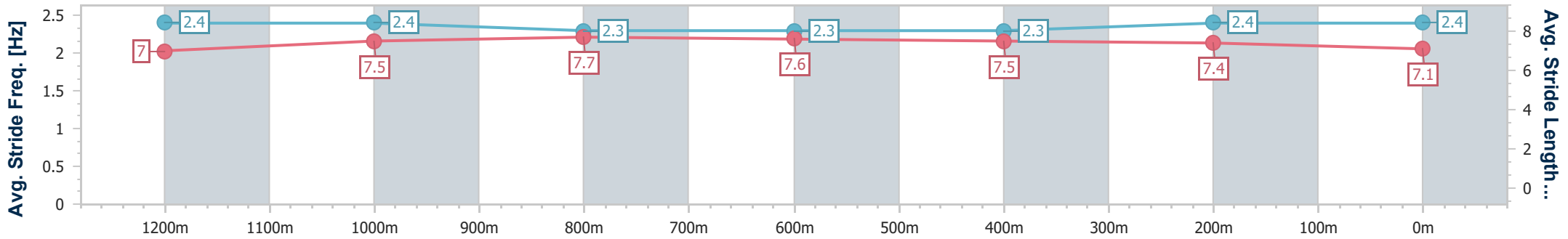
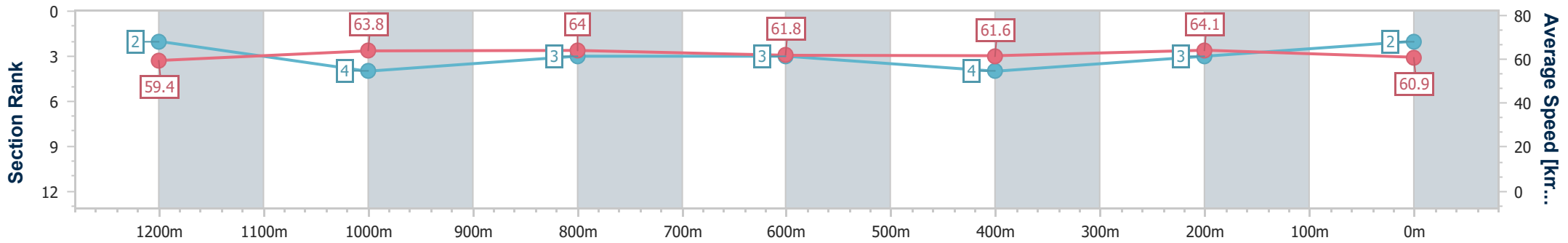
27 November 2024 - 15:39

Track Rating: Soft 5, Weather: Overcast, Rail Position: +0m Entire



BRISBANE RACING CLUB

Section	Overall	1200m	1000m	800m	600m	400m	200m
Section Times	1:19.00 [2] (0:10.82)	1:08.18 [2] (0:10.73)	0:57.45 [4] (0:11.19)	0:46.26 [3] (0:11.65)	0:34.61 [3] (0:11.65)	0:22.96 [4] (0:11.11)	0:11.85 [3] (0:11.85)
Average Speed [km/h]	59.4	63.8	64.0	61.8	61.6	64.1	60.9
Top Speed [km/h]	61.1	67.8	67.9	64.9	62.4	65.4	65.4
Avg. Dist. to Rail [m]	5.7	1.7	0.6	0.5	1.5	1.9	0.2
Avg. Stride Freq. [Hz]	2.4	2.4	2.3	2.3	2.3	2.4	2.4
Avg. Stride Length [m]	7.0	7.5	7.7	7.6	7.5	7.4	7.1



- [] Ranking at each section and finish
- .-.- No data available at this section
- NA No data available



Horse/Jockey Name	Midnight In Tokyo
Final Rank	3
Fastest Section Time (Section)	0:10.64 (1200m)
Top Speed [km/h] (Section)	68.4 (1200m)
Race State	Finished



Doomben QLD Professional

Race 7: TATTERSALL'S RECOGNITION STAKES - 1350m

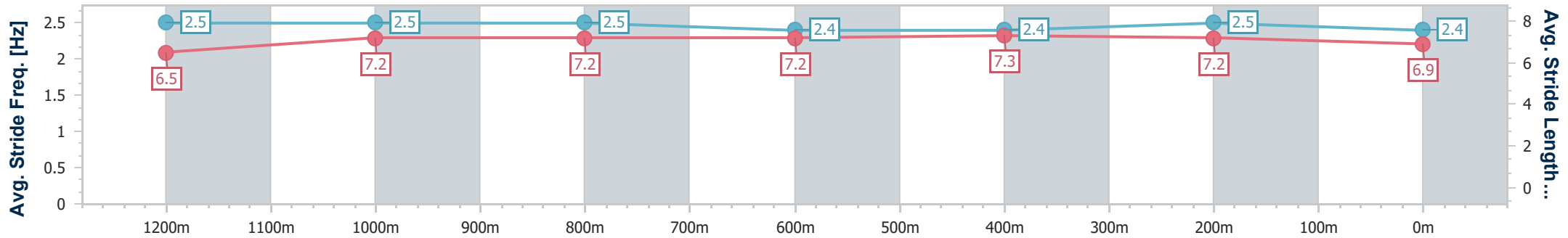
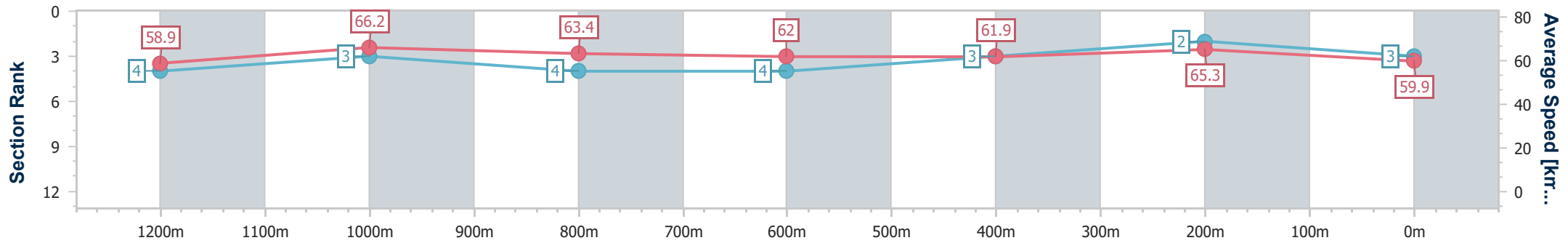
27 November 2024 - 15:39

Track Rating: Soft 5, Weather: Overcast, Rail Position: +0m Entire



BRISBANE RACING CLUB

Section	Overall	1200m	1000m	800m	600m	400m	200m
Section Times	1:19.08 [3] (0:10.89)	1:08.19 [4] (0:10.64)	0:57.55 [3] (0:11.29)	0:46.26 [4] (0:11.63)	0:34.63 [4] (0:11.54)	0:23.09 [3] (0:11.07)	0:12.02 [2] (0:12.02)
Average Speed [km/h]	58.9	66.2	63.4	62.0	61.9	65.3	59.9
Top Speed [km/h]	60.0	68.4	67.7	64.2	62.9	65.7	65.5
Avg. Dist. to Rail [m]	6.0	2.8	1.2	0.8	0.9	1.3	1.7
Avg. Stride Freq. [Hz]	2.5	2.5	2.5	2.4	2.4	2.5	2.4
Avg. Stride Length [m]	6.5	7.2	7.2	7.2	7.3	7.2	6.9



- [] Ranking at each section and finish
- .-.- No data available at this section
- NA No data available



Horse/Jockey Name	Navyonthehighway
Final Rank	4
Fastest Section Time (Section)	0:10.41 (1200m)
Top Speed [km/h] (Section)	70.0 (1200m)
Race State	Finished



Doomben QLD Professional

Race 7: TATTERSALL'S RECOGNITION STAKES - 1350m

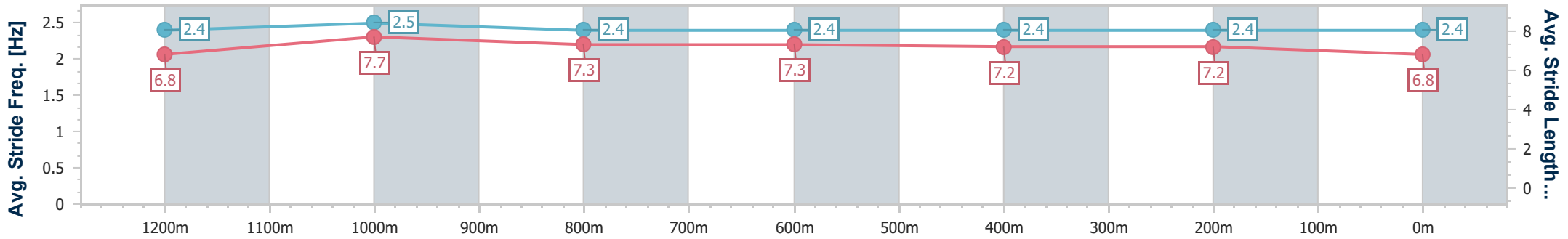
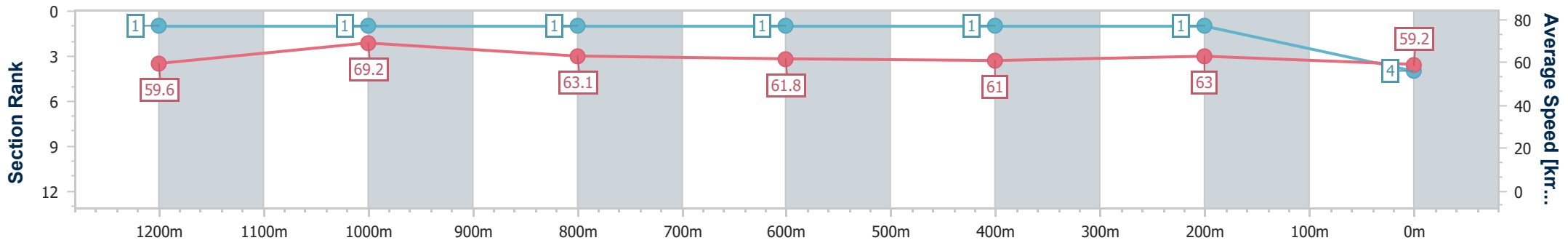
27 November 2024 - 15:39

Track Rating: Soft 5, Weather: Overcast, Rail Position: +0m Entire



BRISBANE RACING CLUB

Section	Overall	1200m	1000m	800m	600m	400m	200m
Section Times	1:19.18 [4] (0:10.82)	1:08.36 [1] (0:10.41)	0:57.95 [1] (0:11.22)	0:46.73 [1] (0:11.48)	0:35.25 [1] (0:11.72)	0:23.53 [1] (0:11.33)	0:12.20 [1] (0:12.20)
Average Speed [km/h]	59.6	69.2	63.1	61.8	61.0	63.0	59.2
Top Speed [km/h]	59.8	70.0	69.9	64.3	62.9	64.4	64.3
Avg. Dist. to Rail [m]	12.1	5.7	0.8	0.9	0.3	0.4	0.4
Avg. Stride Freq. [Hz]	2.4	2.5	2.4	2.4	2.4	2.4	2.4
Avg. Stride Length [m]	6.8	7.7	7.3	7.3	7.2	7.2	6.8



- [] Ranking at each section and finish
- .-.- No data available at this section
- NA No data available



Horse/Jockey Name	Miss Bayles
Final Rank	5
Fastest Section Time (Section)	0:10.55 (1200m)
Top Speed [km/h] (Section)	68.7 (1200m)
Race State	Finished



Doomben QLD Professional

Race 7: TATTERSALL'S RECOGNITION STAKES - 1350m

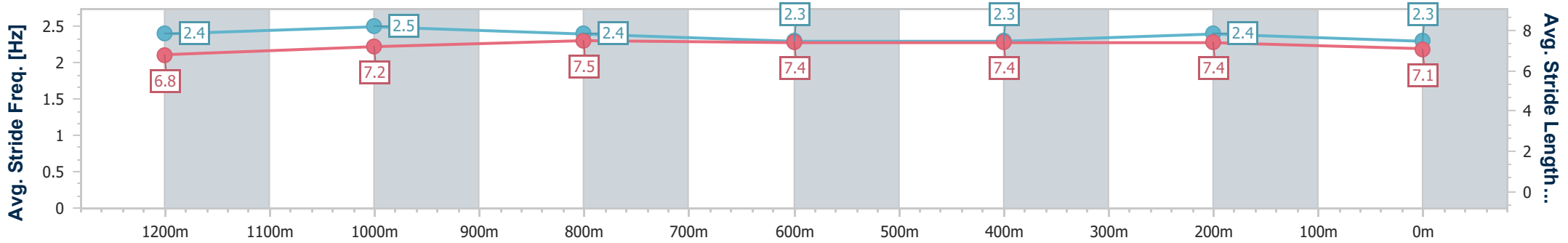
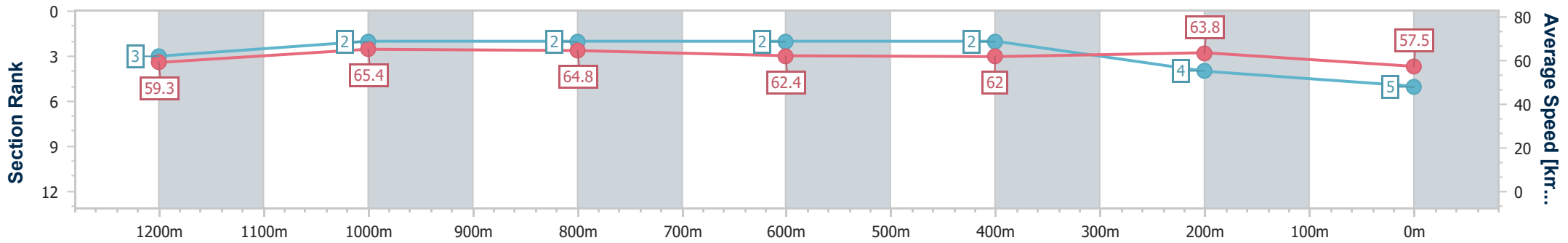
27 November 2024 - 15:39

Track Rating: Soft 5, Weather: Overcast, Rail Position: +0m Entire



BRISBANE RACING CLUB

Section	Overall	1200m	1000m	800m	600m	400m	200m
Section Times	1:19.78 [5] (0:10.86)	1:08.92 [3] (0:10.55)	0:58.37 [2] (0:11.21)	0:47.16 [2] (0:11.63)	0:35.53 [2] (0:11.71)	0:23.82 [2] (0:11.25)	0:12.57 [4] (0:12.57)
Average Speed [km/h]	59.3	65.4	64.8	62.4	62.0	63.8	57.5
Top Speed [km/h]	59.5	68.7	68.7	64.9	63.1	64.7	64.7
Avg. Dist. to Rail [m]	7.5	3.9	1.7	1.4	1.3	0.9	1.6
Avg. Stride Freq. [Hz]	2.4	2.5	2.4	2.3	2.3	2.4	2.3
Avg. Stride Length [m]	6.8	7.2	7.5	7.4	7.4	7.4	7.1



- [] Ranking at each section and finish
- .-.- No data available at this section
- NA No data available



Horse/Jockey Name	Captain Fenkel
Final Rank	6
Fastest Section Time (Section)	0:10.67 (1200m)
Top Speed [km/h] (Section)	68.5 (1000m)
Race State	Finished



Doomben QLD Professional

Race 7: TATTERSALL'S RECOGNITION STAKES - 1350m

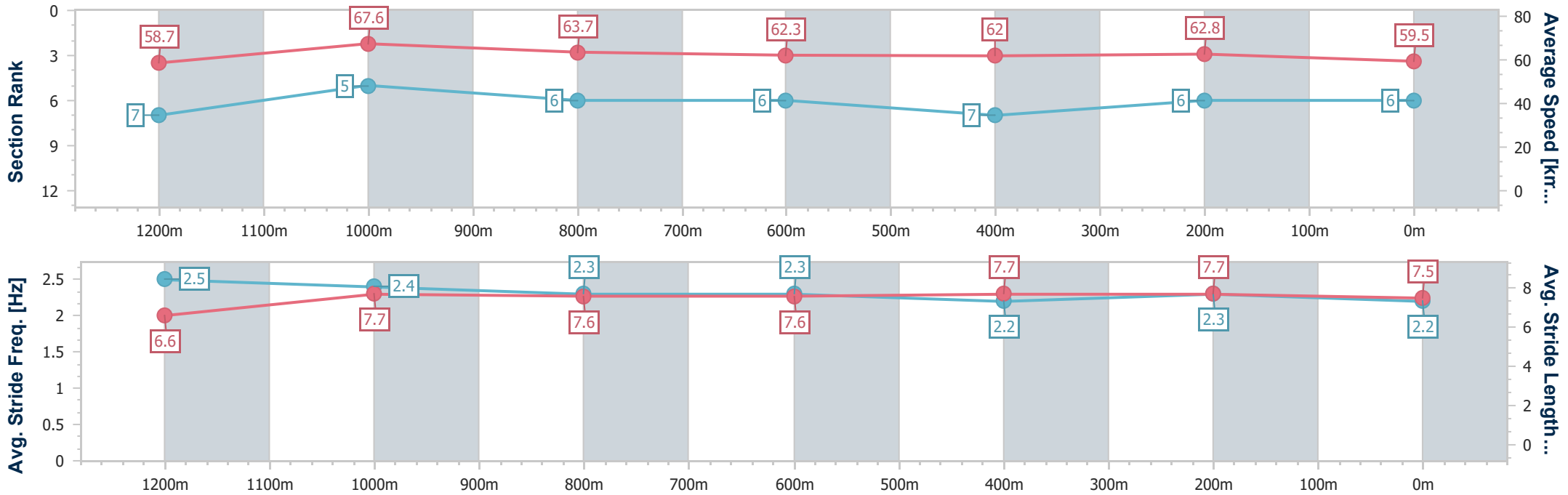
27 November 2024 - 15:39

Track Rating: Soft 5, Weather: Overcast, Rail Position: +0m Entire



BRISBANE RACING CLUB

Section	Overall	1200m	1000m	800m	600m	400m	200m
Section Times	1:19.89 [6] (0:10.98)	1:08.91 [7] (0:10.67)	0:58.24 [5] (0:11.29)	0:46.95 [6] (0:11.64)	0:35.31 [6] (0:11.70)	0:23.61 [7] (0:11.38)	0:12.23 [6] (0:12.23)
Average Speed [km/h]	58.7	67.6	63.7	62.3	62.0	62.8	59.5
Top Speed [km/h]	59.2	68.4	68.5	64.5	63.3	64.1	63.9
Avg. Dist. to Rail [m]	10.1	3.6	1.9	1.8	0.8	0.8	2.5
Avg. Stride Freq. [Hz]	2.5	2.4	2.3	2.3	2.2	2.3	2.2
Avg. Stride Length [m]	6.6	7.7	7.6	7.6	7.7	7.7	7.5



- [] Ranking at each section and finish
- .-.- No data available at this section
- NA No data available



Horse/Jockey Name	American President
Final Rank	7
Fastest Section Time (Section)	0:10.84 (1200m)
Top Speed [km/h] (Section)	67.4 (1000m)
Race State	Finished



Doomben QLD Professional

Race 7: TATTERSALL'S RECOGNITION STAKES - 1350m

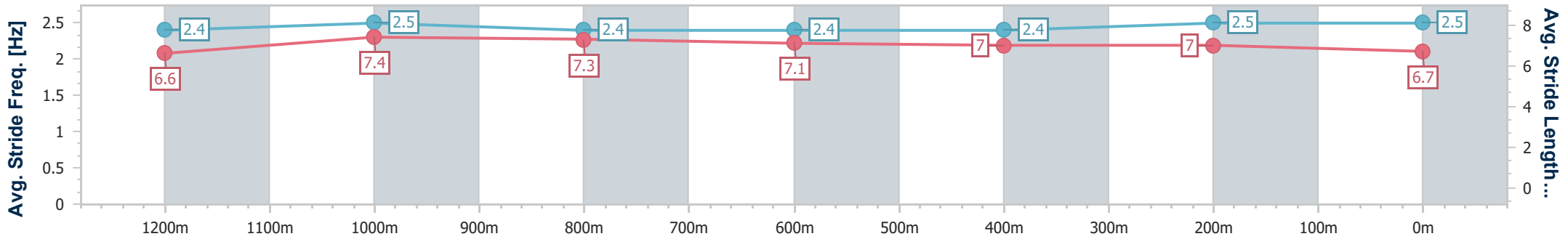
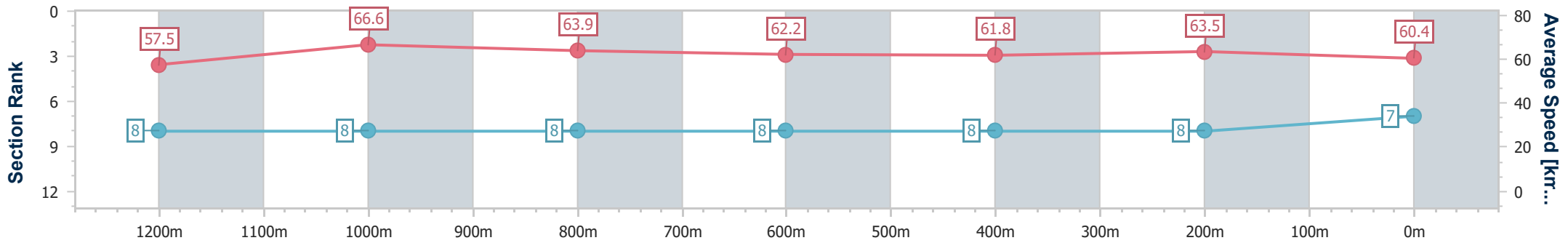
27 November 2024 - 15:39

Track Rating: Soft 5, Weather: Overcast, Rail Position: +0m Entire



BRISBANE RACING CLUB

Section	Overall	1200m	1000m	800m	600m	400m	200m
Section Times	1:19.91 [7] (0:11.10)	1:08.81 [8] (0:10.84)	0:57.97 [8] (0:11.29)	0:46.68 [8] (0:11.66)	0:35.02 [8] (0:11.73)	0:23.29 [8] (0:11.29)	0:12.00 [8] (0:12.00)
Average Speed [km/h]	57.5	66.6	63.9	62.2	61.8	63.5	60.4
Top Speed [km/h]	60.5	67.2	67.4	64.3	62.9	65.0	64.9
Avg. Dist. to Rail [m]	8.5	2.5	2.0	1.6	1.0	3.0	7.3
Avg. Stride Freq. [Hz]	2.4	2.5	2.4	2.4	2.4	2.5	2.5
Avg. Stride Length [m]	6.6	7.4	7.3	7.1	7.0	7.0	6.7



- [] Ranking at each section and finish
- .-.- No data available at this section
- NA No data available



Horse/Jockey Name	Arts Object
Final Rank	8
Fastest Section Time (Section)	0:10.69 (1200m)
Top Speed [km/h] (Section)	68.0 (1000m)
Race State	Finished



Doomben QLD Professional

Race 7: TATTERSALL'S RECOGNITION STAKES - 1350m

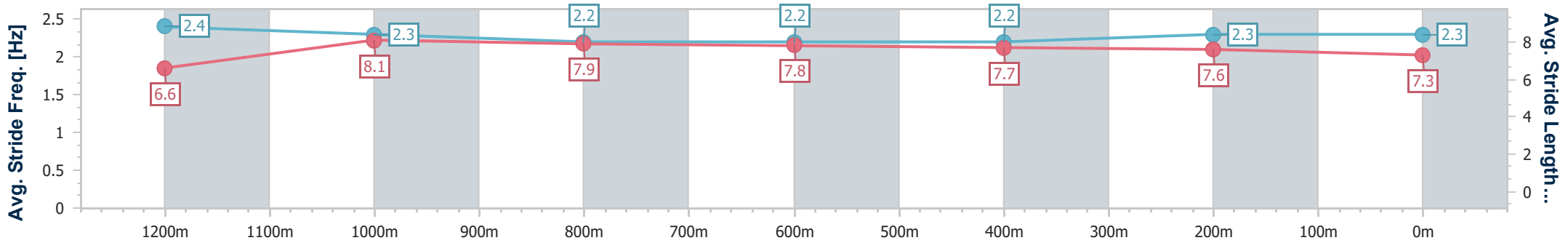
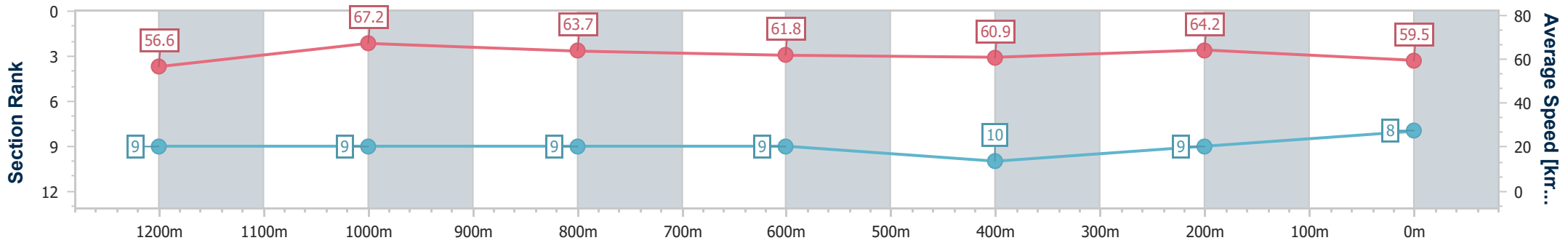
27 November 2024 - 15:39

Track Rating: Soft 5, Weather: Overcast, Rail Position: +0m Entire



BRISBANE RACING CLUB

Section	Overall	1200m	1000m	800m	600m	400m	200m
Section Times	1:20.06 [8] (0:11.30)	1:08.76 [9] (0:10.69)	0:58.07 [9] (0:11.29)	0:46.78 [9] (0:11.75)	0:35.03 [9] (0:11.74)	0:23.29 [10] (0:11.17)	0:12.12 [9] (0:12.12)
Average Speed [km/h]	56.6	67.2	63.7	61.8	60.9	64.2	59.5
Top Speed [km/h]	59.7	68.0	68.0	64.0	62.6	64.8	64.6
Avg. Dist. to Rail [m]	3.0	1.3	1.6	1.8	1.9	2.2	1.1
Avg. Stride Freq. [Hz]	2.4	2.3	2.2	2.2	2.2	2.3	2.3
Avg. Stride Length [m]	6.6	8.1	7.9	7.8	7.7	7.6	7.3



- [] Ranking at each section and finish
- .-.- No data available at this section
- NA No data available



Horse/Jockey Name	Ekaterina
Final Rank	9
Fastest Section Time (Section)	0:10.83 (1200m)
Top Speed [km/h] (Section)	67.5 (1000m)
Race State	Finished



Doomben QLD Professional

Race 7: TATTERSALL'S RECOGNITION STAKES - 1350m

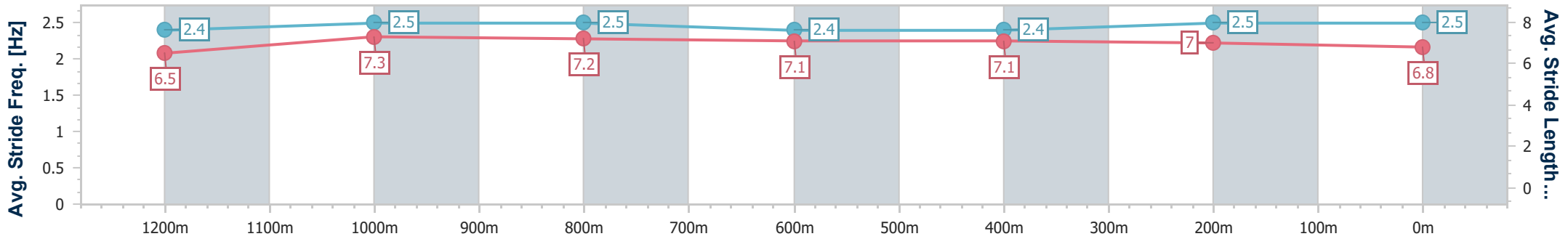
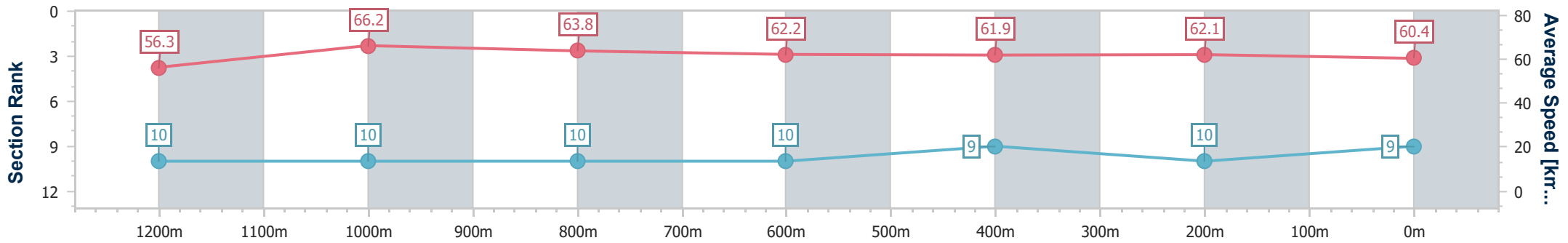
27 November 2024 - 15:39

Track Rating: Soft 5, Weather: Overcast, Rail Position: +0m Entire



BRISBANE RACING CLUB

Section	Overall	1200m	1000m	800m	600m	400m	200m
Section Times	1:20.23 [9] (0:11.37)	1:08.86 [10] (0:10.83)	0:58.03 [10] (0:11.30)	0:46.73 [10] (0:11.61)	0:35.12 [10] (0:11.61)	0:23.51 [9] (0:11.51)	0:12.00 [10] (0:12.00)
Average Speed [km/h]	56.3	66.2	63.8	62.2	61.9	62.1	60.4
Top Speed [km/h]	60.3	67.2	67.5	64.2	62.6	63.9	63.0
Avg. Dist. to Rail [m]	8.0	1.7	1.4	0.3	0.8	2.3	5.1
Avg. Stride Freq. [Hz]	2.4	2.5	2.5	2.4	2.4	2.5	2.5
Avg. Stride Length [m]	6.5	7.3	7.2	7.1	7.1	7.0	6.8



- [] Ranking at each section and finish
- .-.- No data available at this section
- NA No data available



Horse/Jockey Name	Ucalledit
Final Rank	10
Fastest Section Time (Section)	0:10.70 (1200m)
Top Speed [km/h] (Section)	68.0 (1200m)
Race State	Finished



Doomben QLD Professional

Race 7: TATTERSALL'S RECOGNITION STAKES - 1350m

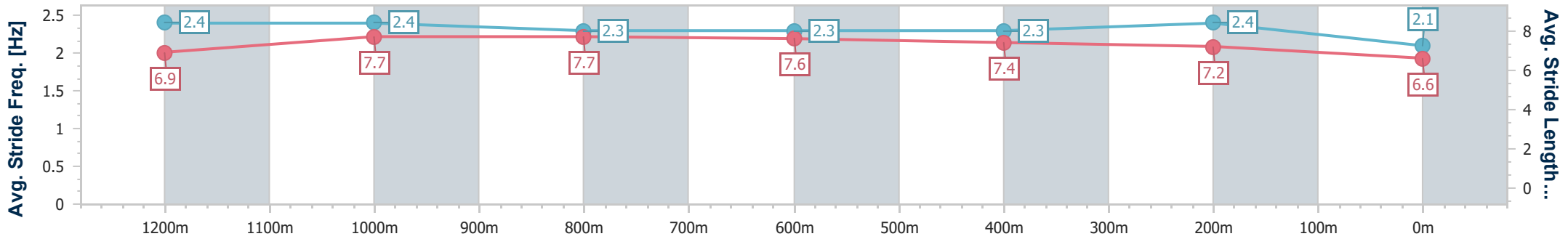
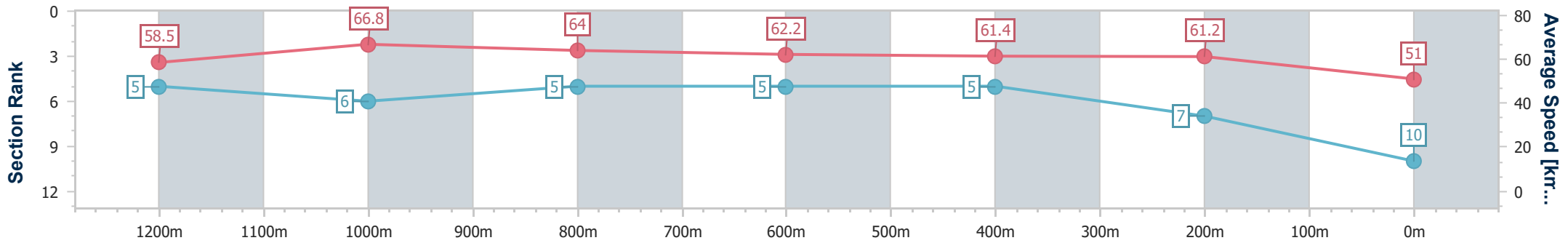
27 November 2024 - 15:39

Track Rating: Soft 5, Weather: Overcast, Rail Position: +0m Entire



BRISBANE RACING CLUB

Section	Overall	1200m	1000m	800m	600m	400m	200m
Section Times	1:22.04 [10] (0:10.95)	1:11.09 [5] (0:10.70)	1:00.39 [6] (0:11.28)	0:49.11 [5] (0:11.57)	0:37.54 [5] (0:11.66)	0:25.88 [5] (0:11.73)	0:14.15 [7] (0:14.15)
Average Speed [km/h]	58.5	66.8	64.0	62.2	61.4	61.2	51.0
Top Speed [km/h]	58.7	68.0	68.0	64.2	63.0	62.5	61.7
Avg. Dist. to Rail [m]	3.0	0.5	0.3	0.1	1.0	1.7	0.7
Avg. Stride Freq. [Hz]	2.4	2.4	2.3	2.3	2.3	2.4	2.1
Avg. Stride Length [m]	6.9	7.7	7.7	7.6	7.4	7.2	6.6



- [] Ranking at each section and finish
- .-.- No data available at this section
- NA No data available



Doomben QLD Professional

Race 8: EUREKA STUD TATTERSALL'S CLASSIC - 1200m

27 November 2024 - 16:13



BRISBANE
RACING CLUB

Track Rating: Soft 5, Weather: Overcast, Rail Position: +0m Entire

Section		Field Times										Last 600m	
		Overall	1000m	800m	600m	400m	200m						0:34.78
		1:09.15 (0:12.83)	0:56.32 (0:10.45)	0:45.87 (0:11.09)	0:34.78 (0:11.47)	0:23.31 (0:11.52)	0:11.79 (0:11.79)						
Rank	TAB Horse/Jockey	Barrier	Top Speed [km/h]	Fastest Section								Margin	Distance Travelled [m]
1	1 ABOUNDING Martin Harley	10	69.8 1000m	0:10.63 1000m	1:09.15 [1] (0:13.28)	0:55.87 [6] (0:10.63)	0:45.24 [6] (0:11.16)	0:34.08 [7] (0:11.27)	0:22.81 [6] (0:11.14)	0:11.67 [4] (0:11.67)	1:09.15	0:34.08	
2	3 APPIN GIRL Boris Thornton	5	69.3 1000m	0:10.57 1000m	1:09.24 [2] (0:13.43)	0:55.81 [7] (0:10.57)	0:45.24 [8] (0:11.24)	0:34.00 [8] (0:11.36)	0:22.64 [8] (0:10.94)	0:11.70 [5] (0:11.70)	0.55L	0:34.00	+8
3	5 PARTY FOR TWO Ryan Maloney	8	70.6 Overall	0:10.71 1000m	1:09.36 [3] (0:12.83)	0:56.53 [2] (0:10.71)	0:45.82 [2] (0:11.22)	0:34.60 [3] (0:11.39)	0:23.21 [3] (0:11.28)	0:11.93 [3] (0:11.93)	1.24L	0:34.60	+2
4	2 BUBBA'S BAY Andrew Mallyon	6	70.7 Overall	0:10.65 1000m	1:09.36 [4] (0:13.01)	0:56.35 [4] (0:10.65)	0:45.70 [4] (0:11.19)	0:34.51 [4] (0:11.38)	0:23.13 [4] (0:11.16)	0:11.97 [2] (0:11.97)	1.28L	0:34.51	+3
5	12 MAHBABY Mark Du Plessis	7	70.7 1000m	0:10.50 1000m	1:09.67 [5] (0:13.45)	0:56.22 [8] (0:10.50)	0:45.72 [7] (0:11.07)	0:34.65 [6] (0:11.38)	0:23.27 [7] (0:11.24)	0:12.03 [7] (0:12.03)	3.1L	0:34.65	+5
6	11 SALTAIRE Robbie Dolan	3	70.0 1000m	0:10.50 1000m	1:09.72 [6] (0:13.84)	0:55.88 [11] (0:10.50)	0:45.38 [11] (0:11.09)	0:34.29 [10] (0:11.20)	0:23.09 [9] (0:11.07)	0:12.02 [8] (0:12.02)	3.4L	0:34.29	+1
7	8 MY SNOW QUEEN Cody Collis	11	69.6 1000m	0:10.60 1000m	1:10.11 [7] (0:12.97)	0:57.14 [3] (0:10.60)	0:46.54 [3] (0:11.07)	0:35.47 [2] (0:11.42)	0:24.05 [2] (0:11.51)	0:12.54 [6] (0:12.54)	5.65L	0:35.47	+7
8	10 BLACK ON BEAUTY Angela Jones	1	71.3 1000m	0:10.45 1000m	1:10.12 [8] (0:12.83)	0:57.29 [1] (0:10.45)	0:46.84 [1] (0:11.09)	0:35.75 [1] (0:11.47)	0:24.28 [1] (0:11.52)	0:12.76 [1] (0:12.76)	5.75L	0:35.75	+1
9	4 MISS HELLFIRE Ron Stewart	4	70.6 1000m	0:10.50 1000m	1:10.30 [9] (0:13.21)	0:57.09 [5] (0:10.50)	0:46.59 [5] (0:11.16)	0:35.43 [5] (0:11.36)	0:24.07 [4] (0:11.50)	0:12.57 [9] (0:12.57)	6.81L	0:35.43	-1
10	14 UNCUT GEM Cejay Graham	9	69.8 1000m	0:10.47 1000m	1:10.55 [10] (0:13.81)	0:56.74 [10] (0:10.47)	0:46.27 [10] (0:11.22)	0:35.05 [11] (0:11.36)	0:23.69 [11] (0:11.38)	0:12.31 [11] (0:12.31)	8.25L	0:35.05	+4

Scratched: Midnight In Tokyo (#7), Navyonthehighway (#9), Ningaloo Star (#6)

[] Ranking at each section and finish
 -:-:- No data available at this section
 NA No data available

SCN Saddle cloth number
 DNF Did not finish
 DNT Did not track



Doomben QLD Professional

Race 8: EUREKA STUD TATTERSALL'S CLASSIC - 1200m

27 November 2024 - 16:13



BRISBANE
RACING CLUB

Track Rating: Soft 5, Weather: Overcast, Rail Position: +0m Entire

Section	Overall	1000m	800m	600m	400m	200m	Last 600m
Field Times	1:09.15 (0:12.83)	0:56.32 (0:10.45)	0:45.87 (0:11.09)	0:34.78 (0:11.47)	0:23.31 (0:11.52)	0:11.79 (0:11.79)	0:34.78

Rank	TAB	Horse/Jockey	Barrier	Top Speed [km/h]	Fastest Section	Margin	Distance Travelled [m]
11	13	PAJANTI	2	69.4	0:10.65	10.98L	-3
		Kyle Wilson-Taylor		1000m	1000m		

Scratched: Midnight In Tokyo (#7), Navyonthehighway (#9), Ningaloo Star (#6)

[] Ranking at each section and finish
 -:-:- No data available at this section
 NA No data available

SCN Saddle cloth number
 DNF Did not finish
 DNT Did not track



Horse/Jockey Name	Abounding
Final Rank	1
Fastest Section Time (Section)	0:10.63 (1000m)
Top Speed [km/h] (Section)	69.8 (1000m)
Race State	Finished

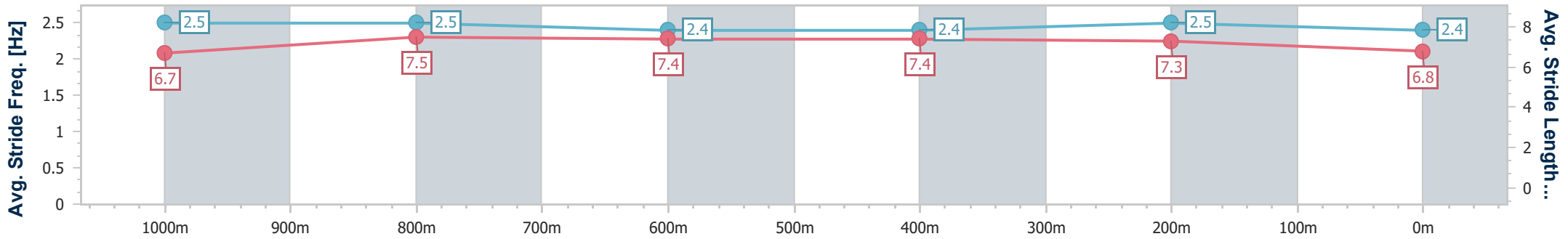
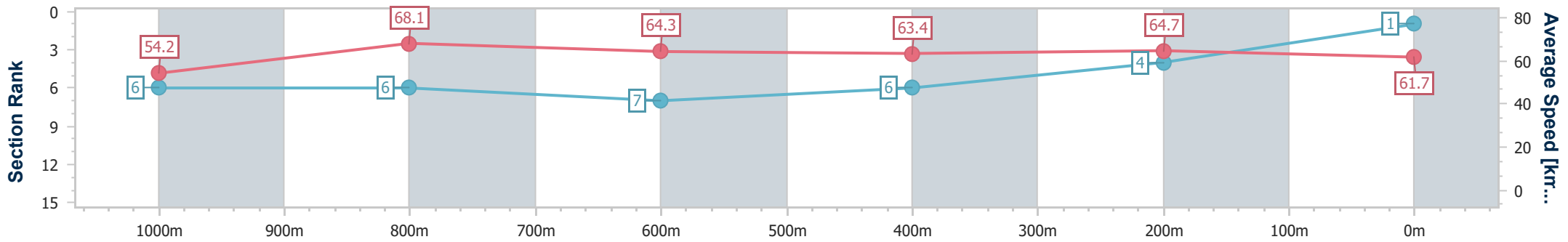


Doomben QLD Professional
Race 8: EUREKA STUD TATTERSALL'S CLASSIC - 1200m
 27 November 2024 - 16:13
 Track Rating: Soft 5, Weather: Overcast, Rail Position: +0m Entire



BRISBANE
RACING CLUB

Section	Overall	1000m	800m	600m	400m	200m
Section Times	1:09.15 [1] (0:13.28)	0:55.87 [6] (0:10.63)	0:45.24 [6] (0:11.16)	0:34.08 [7] (0:11.27)	0:22.81 [6] (0:11.14)	0:11.67 [4]
Average Speed [km/h]	54.2	68.1	64.3	63.4	64.7	61.7
Top Speed [km/h]	69.2	69.8	66.8	65.5	65.8	65.4
Avg. Dist. to Rail [m]	5.9	1.2	0.2	1.1	0.6	1.3
Avg. Stride Freq. [Hz]	2.5	2.5	2.4	2.4	2.5	2.4
Avg. Stride Length [m]	6.7	7.5	7.4	7.4	7.3	6.8



- [] Ranking at each section and finish
- .-.- No data available at this section
- NA No data available



Horse/Jockey Name	Appin Girl
Final Rank	2
Fastest Section Time (Section)	0:10.57 (1000m)
Top Speed [km/h] (Section)	69.3 (1000m)
Race State	Finished



Doomben QLD Professional

Race 8: EUREKA STUD TATTERSALL'S CLASSIC - 1200m

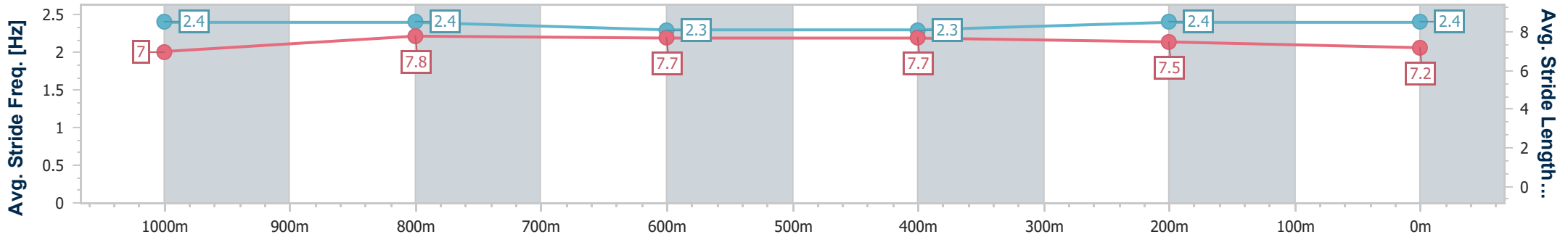
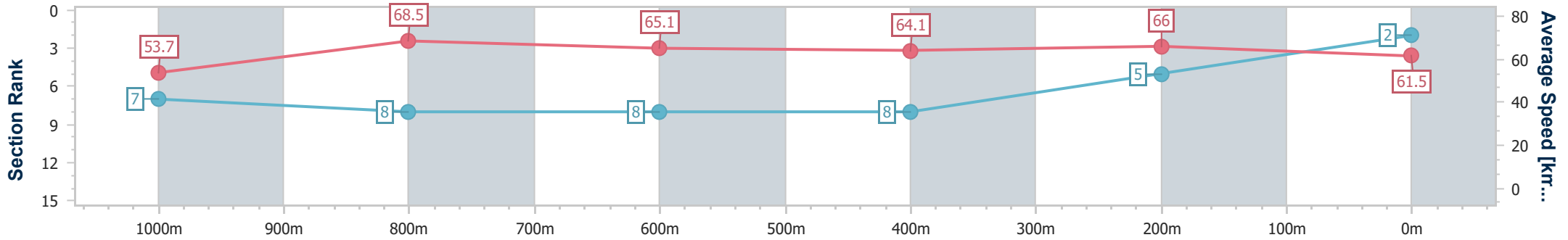
27 November 2024 - 16:13

Track Rating: Soft 5, Weather: Overcast, Rail Position: +0m Entire



BRISBANE RACING CLUB

Section	Overall	1000m	800m	600m	400m	200m
Section Times	1:09.24 [2] (0:13.43)	0:55.81 [7] (0:10.57)	0:45.24 [8] (0:11.24)	0:34.00 [8] (0:11.36)	0:22.64 [8] (0:10.94)	0:11.70 [5]
Average Speed [km/h]	53.7	68.5	65.1	64.1	66.0	61.5
Top Speed [km/h]	68.9	69.3	66.9	65.8	67.0	65.1
Avg. Dist. to Rail [m]	2.9	1.8	2.9	2.2	2.2	4.4
Avg. Stride Freq. [Hz]	2.4	2.4	2.3	2.3	2.4	2.4
Avg. Stride Length [m]	7.0	7.8	7.7	7.7	7.5	7.2



- [] Ranking at each section and finish
- .-.- No data available at this section
- NA No data available



Horse/Jockey Name	Party For Two
Final Rank	3
Fastest Section Time (Section)	0:10.71 (1000m)
Top Speed [km/h] (Section)	70.6 (Overall)
Race State	Finished



Doomben QLD Professional

Race 8: EUREKA STUD TATTERSALL'S CLASSIC - 1200m

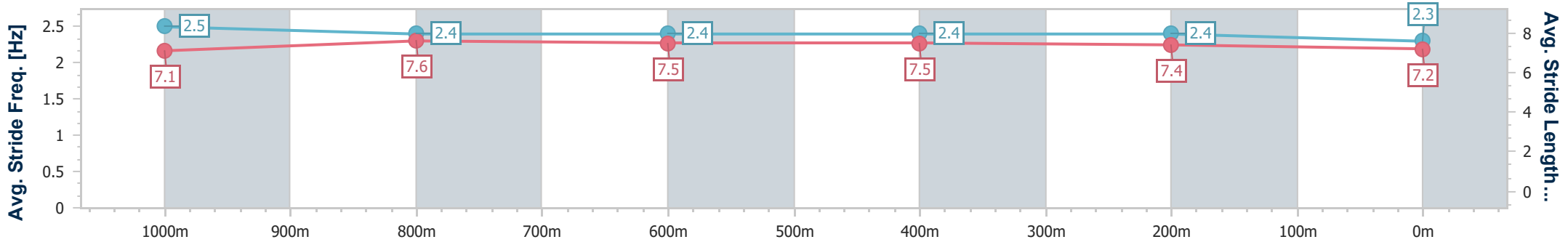
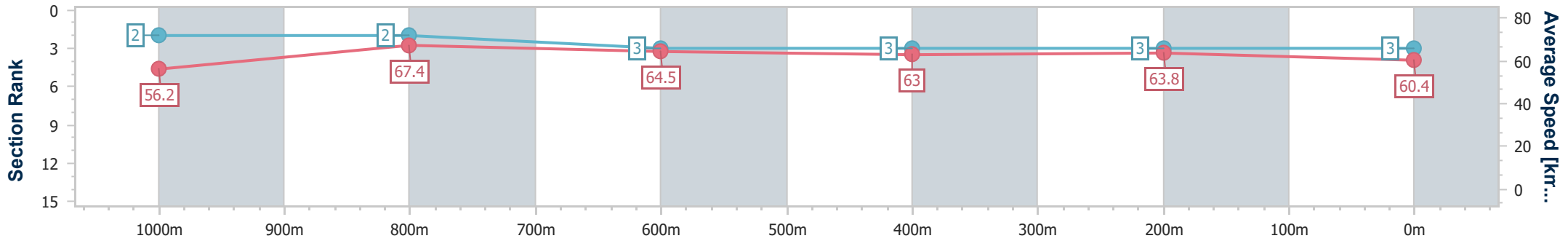
27 November 2024 - 16:13

Track Rating: Soft 5, Weather: Overcast, Rail Position: +0m Entire



BRISBANE RACING CLUB

Section	Overall	1000m	800m	600m	400m	200m
Section Times	1:09.36 [3] (0:12.83)	0:56.53 [2] (0:10.71)	0:45.82 [2] (0:11.22)	0:34.60 [3] (0:11.39)	0:23.21 [3] (0:11.28)	0:11.93 [3] (0:11.93)
Average Speed [km/h]	56.2	67.4	64.5	63.0	63.8	60.4
Top Speed [km/h]	70.6	70.1	66.5	64.6	65.4	64.4
Avg. Dist. to Rail [m]	5.8	2.3	1.0	0.5	0.5	0.9
Avg. Stride Freq. [Hz]	2.5	2.4	2.4	2.4	2.4	2.3
Avg. Stride Length [m]	7.1	7.6	7.5	7.5	7.4	7.2



- [] Ranking at each section and finish
- .-.-.- No data available at this section
- NA No data available



Horse/Jockey Name	Bubba's Bay
Final Rank	4
Fastest Section Time (Section)	0:10.65 (1000m)
Top Speed [km/h] (Section)	70.7 (Overall)
Race State	Finished



Doomben QLD Professional

Race 8: EUREKA STUD TATTERSALL'S CLASSIC - 1200m

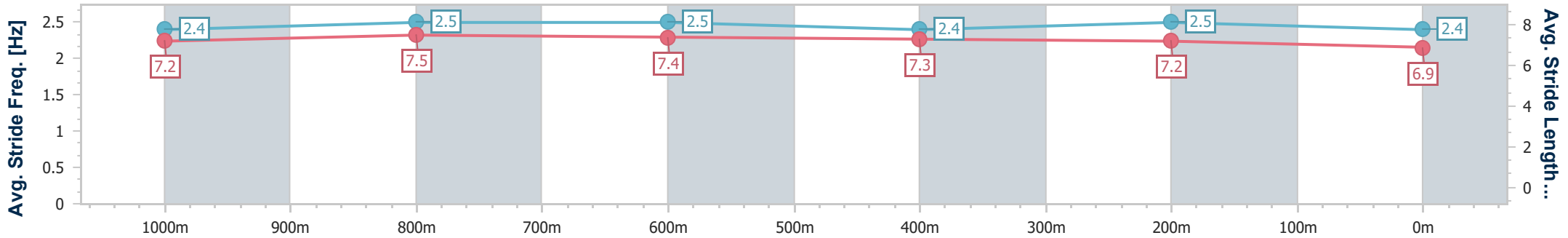
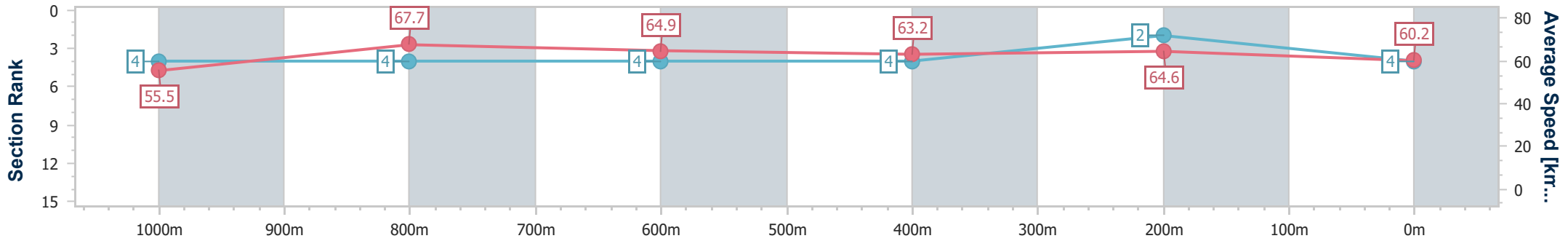
27 November 2024 - 16:13

Track Rating: Soft 5, Weather: Overcast, Rail Position: +0m Entire



BRISBANE RACING CLUB

Section	Overall	1000m	800m	600m	400m	200m
Section Times	1:09.36 [4] (0:13.01)	0:56.35 [4] (0:10.65)	0:45.70 [4] (0:11.19)	0:34.51 [4] (0:11.38)	0:23.13 [4] (0:11.16)	0:11.97 [2] (0:11.97)
Average Speed [km/h]	55.5	67.7	64.9	63.2	64.6	60.2
Top Speed [km/h]	70.7	69.9	66.2	65.0	65.6	63.8
Avg. Dist. to Rail [m]	4.5	2.0	1.1	0.3	1.8	3.3
Avg. Stride Freq. [Hz]	2.4	2.5	2.5	2.4	2.5	2.4
Avg. Stride Length [m]	7.2	7.5	7.4	7.3	7.2	6.9



- [] Ranking at each section and finish
- .-.- No data available at this section
- NA No data available



Horse/Jockey Name	Mahbaby
Final Rank	5
Fastest Section Time (Section)	0:10.50 (1000m)
Top Speed [km/h] (Section)	70.7 (1000m)
Race State	Finished



Doomben QLD Professional

Race 8: EUREKA STUD TATTERSALL'S CLASSIC - 1200m

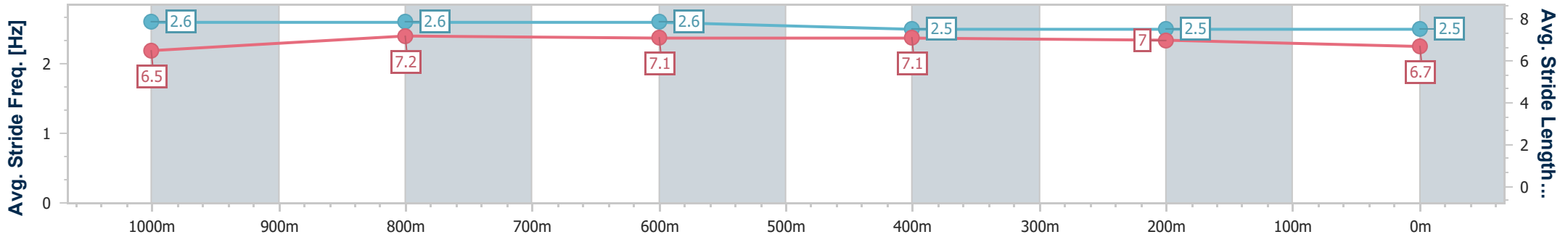
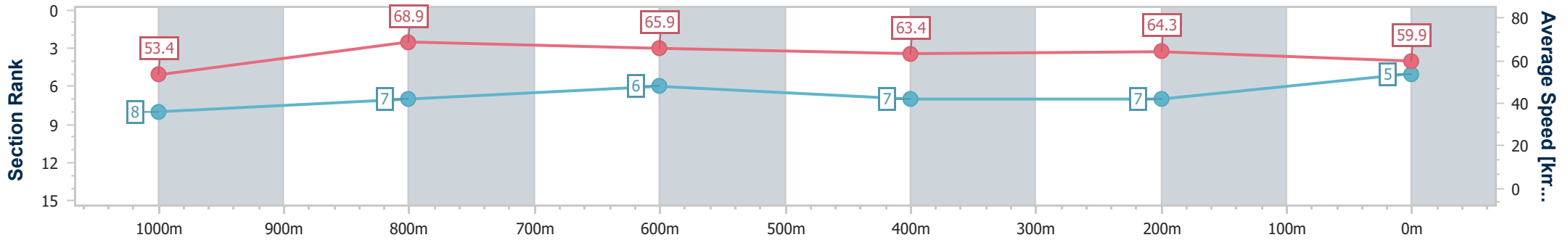
27 November 2024 - 16:13

Track Rating: Soft 5, Weather: Overcast, Rail Position: +0m Entire



BRISBANE RACING CLUB

Section	Overall	1000m	800m	600m	400m	200m
Section Times	1:09.67 [5] (0:13.45)	0:56.22 [8] (0:10.50)	0:45.72 [7] (0:11.07)	0:34.65 [6] (0:11.38)	0:23.27 [7] (0:11.24)	0:12.03 [7] (0:12.03)
Average Speed [km/h]	53.4	68.9	65.9	63.4	64.3	59.9
Top Speed [km/h]	68.6	70.7	67.7	65.2	65.1	62.8
Avg. Dist. to Rail [m]	4.3	2.2	1.7	1.0	2.8	4.9
Avg. Stride Freq. [Hz]	2.6	2.6	2.6	2.5	2.5	2.5
Avg. Stride Length [m]	6.5	7.2	7.1	7.1	7.0	6.7



- [] Ranking at each section and finish
- .-.- No data available at this section
- NA No data available



Horse/Jockey Name	Saltaire
Final Rank	6
Fastest Section Time (Section)	0:10.50 (1000m)
Top Speed [km/h] (Section)	70.0 (1000m)
Race State	Finished

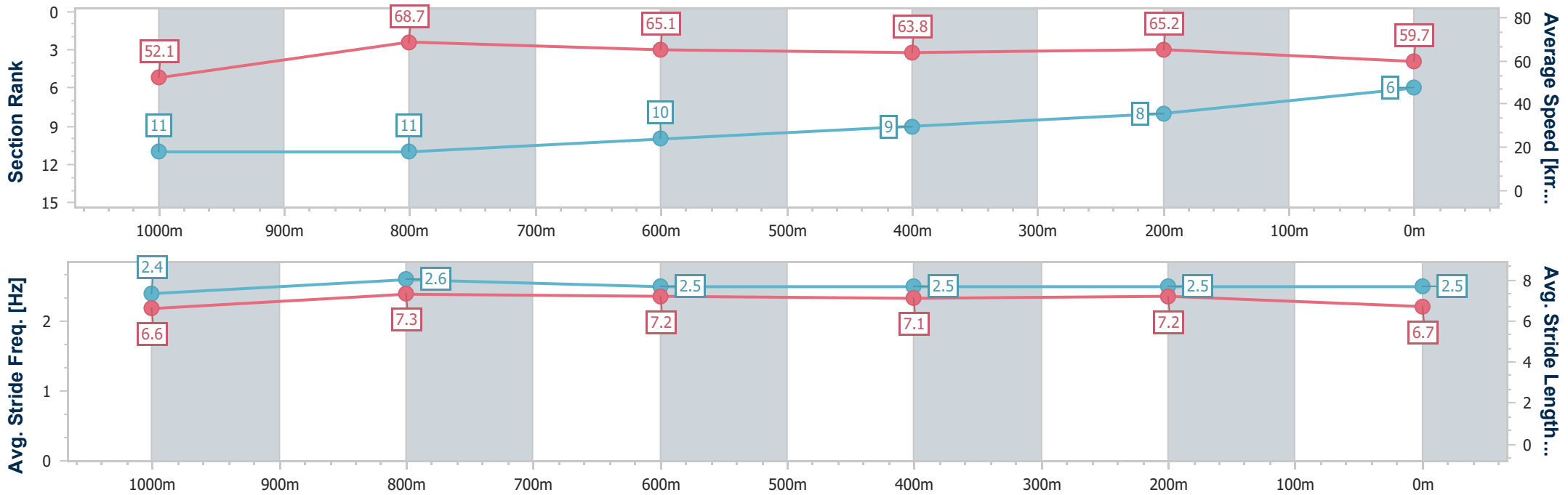


Doomben QLD Professional
Race 8: EUREKA STUD TATTERSALL'S CLASSIC - 1200m
 27 November 2024 - 16:13
 Track Rating: Soft 5, Weather: Overcast, Rail Position: +0m Entire



BRISBANE
RACING CLUB

Section	Overall	1000m	800m	600m	400m	200m
Section Times	1:09.72 [6] (0:13.84)	0:55.88 [11] (0:10.50)	0:45.38 [11] (0:11.09)	0:34.29 [10] (0:11.20)	0:23.09 [9] (0:11.07)	0:12.02 [8] (0:12.02)
Average Speed [km/h]	52.1	68.7	65.1	63.8	65.2	59.7
Top Speed [km/h]	69.5	70.0	66.9	64.9	66.3	64.2
Avg. Dist. to Rail [m]	1.9	0.6	0.4	0.6	0.8	0.8
Avg. Stride Freq. [Hz]	2.4	2.6	2.5	2.5	2.5	2.5
Avg. Stride Length [m]	6.6	7.3	7.2	7.1	7.2	6.7



- [] Ranking at each section and finish
- .-.- No data available at this section
- NA No data available



Horse/Jockey Name	My Snow Queen
Final Rank	7
Fastest Section Time (Section)	0:10.60 (1000m)
Top Speed [km/h] (Section)	69.6 (1000m)
Race State	Finished



Doomben QLD Professional

Race 8: EUREKA STUD TATTERSALL'S CLASSIC - 1200m

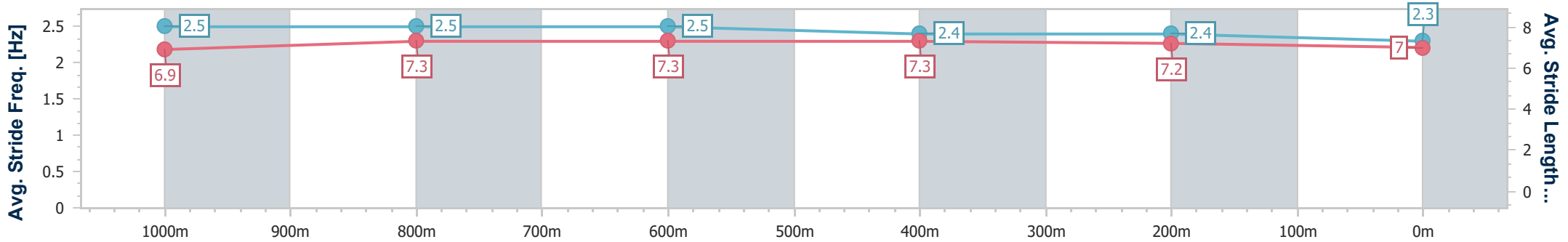
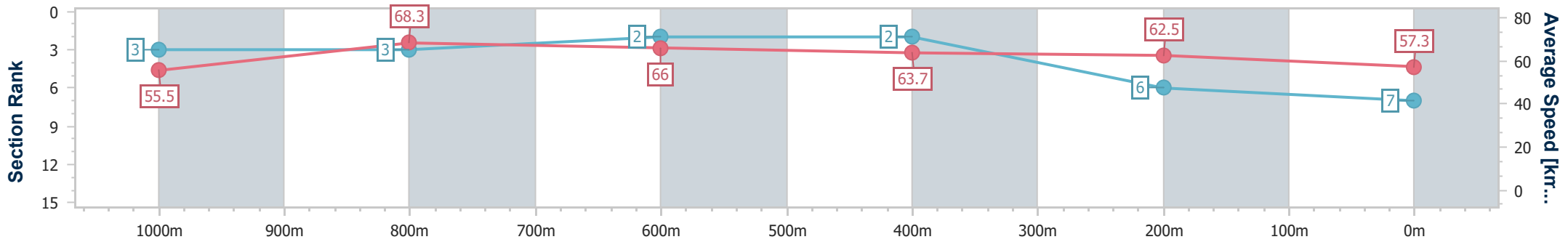
27 November 2024 - 16:13

Track Rating: Soft 5, Weather: Overcast, Rail Position: +0m Entire



BRISBANE RACING CLUB

Section	Overall	1000m	800m	600m	400m	200m
Section Times	1:10.11 [7] (0:12.97)	0:57.14 [3] (0:10.60)	0:46.54 [3] (0:11.07)	0:35.47 [2] (0:11.42)	0:24.05 [2] (0:11.51)	0:12.54 [6] (0:12.54)
Average Speed [km/h]	55.5	68.3	66.0	63.7	62.5	57.3
Top Speed [km/h]	69.3	69.6	67.2	65.2	63.5	60.7
Avg. Dist. to Rail [m]	8.2	3.0	2.4	1.4	1.3	2.8
Avg. Stride Freq. [Hz]	2.5	2.5	2.5	2.4	2.4	2.3
Avg. Stride Length [m]	6.9	7.3	7.3	7.3	7.2	7.0



- [] Ranking at each section and finish
- .-.- No data available at this section
- NA No data available



Horse/Jockey Name	Black On Beauty
Final Rank	8
Fastest Section Time (Section)	0:10.45 (1000m)
Top Speed [km/h] (Section)	71.3 (1000m)
Race State	Finished



Doomben QLD Professional

Race 8: EUREKA STUD TATTERSALL'S CLASSIC - 1200m

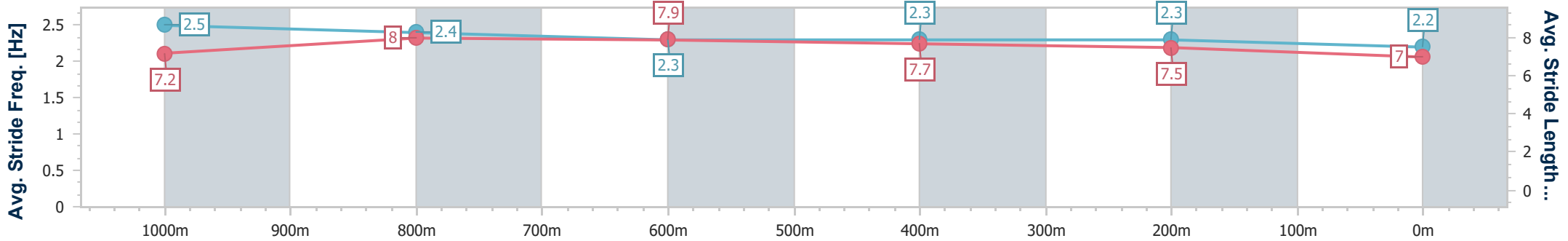
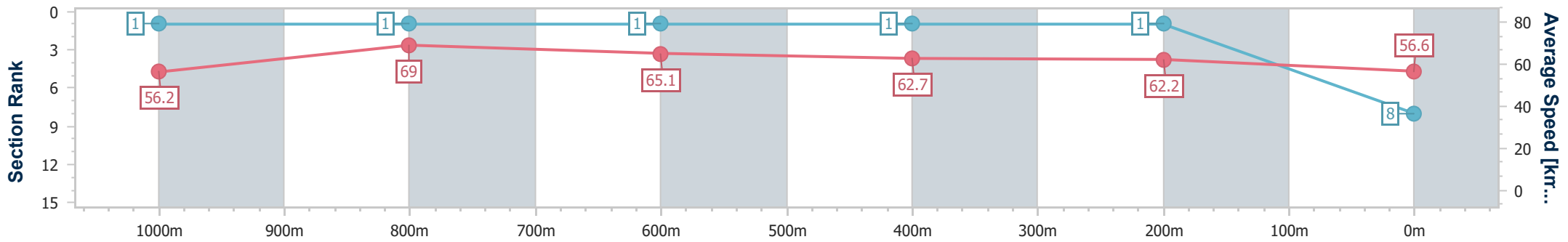
27 November 2024 - 16:13

Track Rating: Soft 5, Weather: Overcast, Rail Position: +0m Entire



BRISBANE RACING CLUB

Section	Overall	1000m	800m	600m	400m	200m
Section Times	1:10.12 [8] (0:12.83)	0:57.29 [1] (0:10.45)	0:46.84 [1] (0:11.09)	0:35.75 [1] (0:11.47)	0:24.28 [1] (0:11.52)	0:12.76 [1] (0:12.76)
Average Speed [km/h]	56.2	69.0	65.1	62.7	62.2	56.6
Top Speed [km/h]	70.8	71.3	66.8	64.1	63.2	61.2
Avg. Dist. to Rail [m]	0.6	1.1	0.7	0.6	1.7	1.8
Avg. Stride Freq. [Hz]	2.5	2.4	2.3	2.3	2.3	2.2
Avg. Stride Length [m]	7.2	8.0	7.9	7.7	7.5	7.0



- [] Ranking at each section and finish
- .-.- No data available at this section
- NA No data available



Horse/Jockey Name	Miss Hellfire
Final Rank	9
Fastest Section Time (Section)	0:10.50 (1000m)
Top Speed [km/h] (Section)	70.6 (1000m)
Race State	Finished

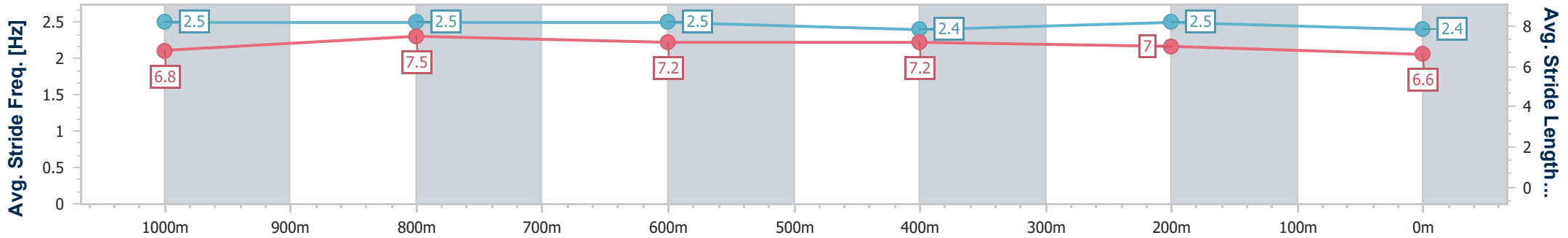
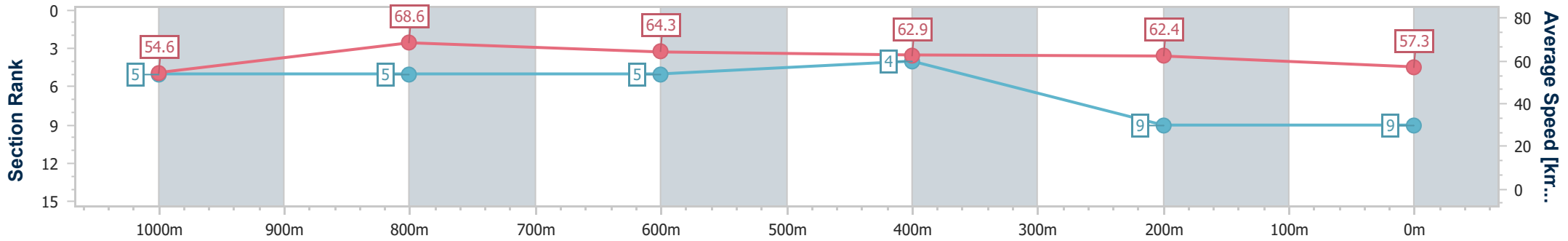


Doomben QLD Professional
Race 8: EUREKA STUD TATTERSALL'S CLASSIC - 1200m
 27 November 2024 - 16:13
 Track Rating: Soft 5, Weather: Overcast, Rail Position: +0m Entire



BRISBANE
RACING CLUB

Section	Overall	1000m	800m	600m	400m	200m
Section Times	1:10.30 [9] (0:13.21)	0:57.09 [5] (0:10.50)	0:46.59 [5] (0:11.16)	0:35.43 [5] (0:11.36)	0:24.07 [4] (0:11.50)	0:12.57 [9] (0:12.57)
Average Speed [km/h]	54.6	68.6	64.3	62.9	62.4	57.3
Top Speed [km/h]	69.4	70.6	66.2	64.3	63.1	61.2
Avg. Dist. to Rail [m]	2.9	0.8	0.2	1.1	0.9	1.1
Avg. Stride Freq. [Hz]	2.5	2.5	2.5	2.4	2.5	2.4
Avg. Stride Length [m]	6.8	7.5	7.2	7.2	7.0	6.6



- [] Ranking at each section and finish
- .-.- No data available at this section
- NA No data available



Horse/Jockey Name	Uncut Gem
Final Rank	10
Fastest Section Time (Section)	0:10.47 (1000m)
Top Speed [km/h] (Section)	69.8 (1000m)
Race State	Finished



Doomben QLD Professional

Race 8: EUREKA STUD TATTERSALL'S CLASSIC - 1200m

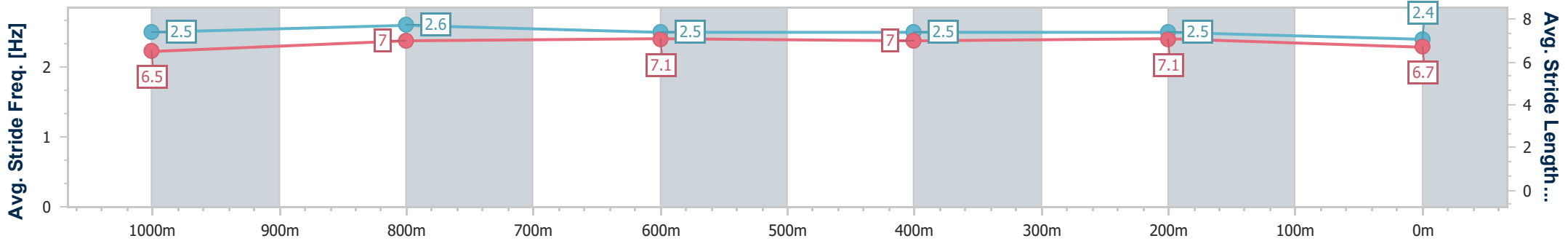
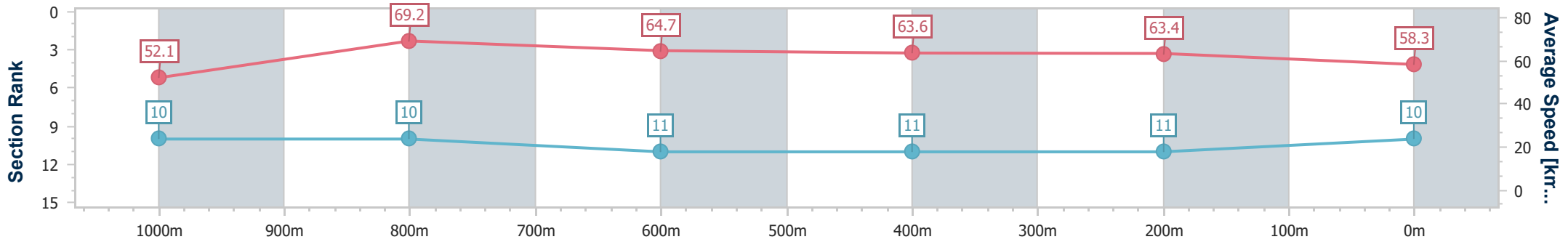
27 November 2024 - 16:13

Track Rating: Soft 5, Weather: Overcast, Rail Position: +0m Entire



BRISBANE RACING CLUB

Section	Overall	1000m	800m	600m	400m	200m
Section Times	1:10.55 [10] (0:13.81)	0:56.74 [10] (0:10.47)	0:46.27 [10] (0:11.22)	0:35.05 [11] (0:11.36)	0:23.69 [11] (0:11.38)	0:12.31 [11] (0:12.31)
Average Speed [km/h]	52.1	69.2	64.7	63.6	63.4	58.3
Top Speed [km/h]	68.3	69.8	66.6	64.9	64.3	61.7
Avg. Dist. to Rail [m]	5.1	2.0	1.6	0.6	1.1	3.6
Avg. Stride Freq. [Hz]	2.5	2.6	2.5	2.5	2.5	2.4
Avg. Stride Length [m]	6.5	7.0	7.1	7.0	7.1	6.7



- [] Ranking at each section and finish
- .-.- No data available at this section
- NA No data available



Horse/Jockey Name	Pajanti
Final Rank	11
Fastest Section Time (Section)	0:10.65 (1000m)
Top Speed [km/h] (Section)	69.4 (1000m)
Race State	Finished

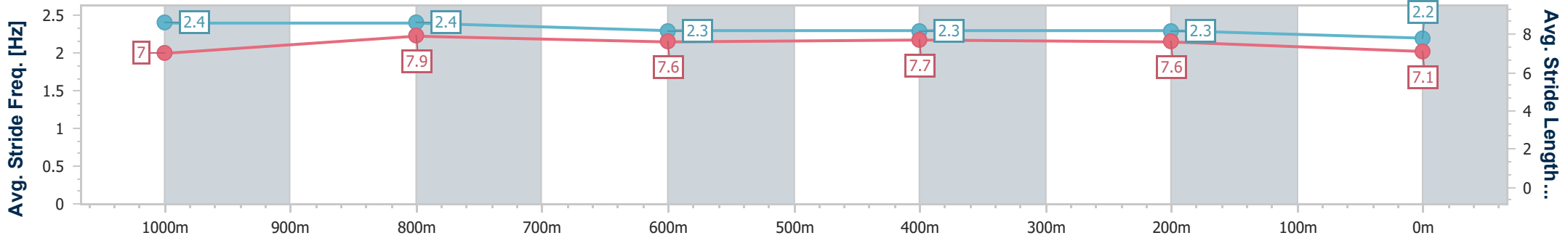
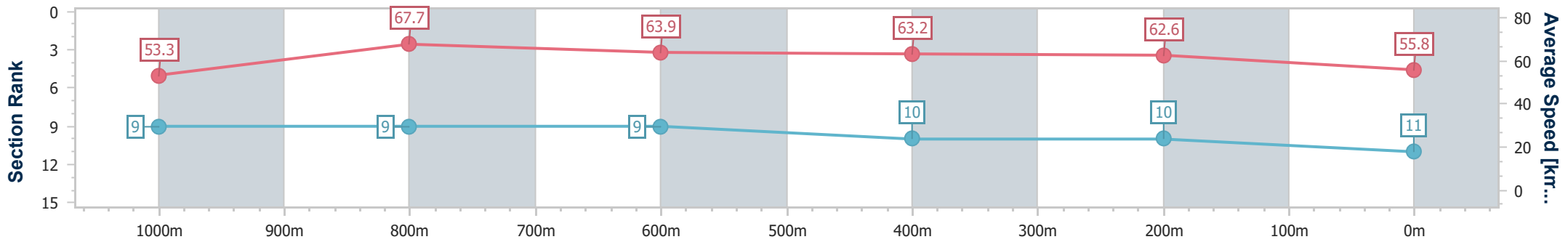


Doomben QLD Professional
Race 8: EUREKA STUD TATTERSALL'S CLASSIC - 1200m
 27 November 2024 - 16:13
 Track Rating: Soft 5, Weather: Overcast, Rail Position: +0m Entire



BRISBANE
RACING CLUB

Section	Overall	1000m	800m	600m	400m	200m
Section Times	1:11.01 [11] (0:13.50)	0:57.51 [9] (0:10.65)	0:46.86 [9] (0:11.21)	0:35.65 [9] (0:11.28)	0:24.37 [10] (0:11.44)	0:12.93 [10] (0:12.93)
Average Speed [km/h]	53.3	67.7	63.9	63.2	62.6	55.8
Top Speed [km/h]	69.3	69.4	65.8	64.6	63.3	61.3
Avg. Dist. to Rail [m]	0.8	0.8	0.6	2.0	2.1	1.1
Avg. Stride Freq. [Hz]	2.4	2.4	2.3	2.3	2.3	2.2
Avg. Stride Length [m]	7.0	7.9	7.6	7.7	7.6	7.1



- [] Ranking at each section and finish
- .-.- No data available at this section
- NA No data available



Doomben QLD Professional
Race 9: SELECT FIRE SYSTEMS Colts, Geldings and Entires
BENCHMARK 78 Handicap - 1110m
27 November 2024 - 16:48



BRISBANE
RACING CLUB

Track Rating: Soft 5, Weather: Overcast, Rail Position: +0m Entire

Section													Last 600m	
Field Times		Overall	1000m	800m	600m	400m	200m						0:34.43	
		1:03.98 (0:08.31)	0:55.67 (0:10.39)	0:45.28 (0:10.85)	0:34.43 (0:11.23)	0:23.20 (0:11.28)	0:11.92 (0:11.92)							
Rank	TAB Horse/Jockey	Barrier	Top Speed [km/h]	Fastest Section								Margin	Distance Travelled [m]	
1	10 PAYLINE Cejay Graham	11	71.8	0:08.52	1:03.98 [1] (0:08.52)	0:55.46 [5] (0:10.40)	0:45.06 [2] (0:10.87)	0:34.19 [2] (0:11.23)	0:22.96 [2] (0:11.11)	0:11.85 [2] (0:11.85)	1:03.98	0:34.19		
2	13 BUSTING Angela Jones	1	69.3	0:08.53	1:04.00 [2] (0:08.53)	0:55.47 [6] (0:10.57)	0:44.90 [6] (0:10.85)	0:34.05 [5] (0:11.13)	0:22.92 [3] (0:11.18)	0:11.74 [4] (0:11.74)	0.08L	0:34.05	-4	
3	9 MR GALAZI Georgina Cartwright	7	70.6	0:08.31	1:04.03 [3] (0:08.31)	0:55.72 [1] (0:10.39)	0:45.33 [1] (0:10.85)	0:34.48 [1] (0:11.23)	0:23.25 [1] (0:11.28)	0:11.97 [1] (0:11.97)	0.28L	0:34.48	-1	
4	11 ADDRIEL Bailey Wheeler	9	69.8	0:08.70	1:04.16 [4] (0:08.70)	0:55.46 [8] (0:10.78)	0:44.68 [8] (0:10.87)	0:33.81 [9] (0:11.29)	0:22.52 [10] (0:10.83)	0:11.69 [7] (0:11.69)	1.01L	0:33.81	+5	
5	1 DEEP RESPECT James Orman	4	68.2	0:08.56	1:04.21 [5] (0:08.56)	0:55.65 [7] (0:10.75)	0:44.90 [7] (0:10.90)	0:34.00 [7] (0:11.31)	0:22.69 [8] (0:11.01)	0:11.68 [9] (0:11.68)	1.35L	0:34.00	+0	
6	2 EPIC PROPORTIONS Ryan Maloney	12	69.7	0:08.44	1:04.26 [6] (0:08.44)	0:55.82 [3] (0:10.57)	0:45.25 [4] (0:10.86)	0:34.39 [3] (0:11.24)	0:23.15 [4] (0:11.14)	0:12.01 [3] (0:12.01)	1.61L	0:34.39	+5	
7	3 GODFATHER Andrew Mallyon	5	69.1	0:08.82	1:04.44 [7] (0:08.82)	0:55.62 [9] (0:10.69)	0:44.93 [9] (0:10.72)	0:34.21 [8] (0:11.09)	0:23.12 [6] (0:11.17)	0:11.95 [8] (0:11.95)	2.67L	0:34.21	-3	
8	7 ACRES AWAY Jag Guthmann-Chester	10	70.0	0:08.88	1:04.45 [8] (0:08.88)	0:55.57 [11] (0:10.87)	0:44.70 [10] (0:10.83)	0:33.87 [10] (0:11.25)	0:22.62 [11] (0:10.95)	0:11.67 [10] (0:11.67)	2.72L	0:33.87	-3	
9	8 TROIKA Emily Lang	2	69.6	0:08.43	1:04.53 [9] (0:08.43)	0:56.10 [2] (0:10.56)	0:45.54 [3] (0:10.95)	0:34.59 [4] (0:11.36)	0:23.23 [5] (0:11.14)	0:12.09 [6] (0:12.09)	3.22L	0:34.59	+1	
10	12 BOSSSED UP Kyle Wilson-Taylor	6	70.1	0:08.48	1:04.61 [10] (0:08.48)	0:56.13 [4] (0:10.60)	0:45.53 [5] (0:11.05)	0:34.48 [6] (0:11.26)	0:23.22 [7] (0:10.93)	0:12.29 [5] (0:12.29)	3.69L	0:34.48	+3	

Scratched: Divine Okay (#4), Taltarni Fields (#15), Tellez (#16), Heartoni (#5)

[] Ranking at each section and finish
 -:-:- No data available at this section
 NA No data available

SCN Saddle cloth number
 DNF Did not finish
 DNT Did not track



Doomben QLD Professional
Race 9: SELECT FIRE SYSTEMS Colts, Geldings and Entires
BENCHMARK 78 Handicap - 1110m
27 November 2024 - 16:48



BRISBANE
RACING CLUB

Track Rating: Soft 5, Weather: Overcast, Rail Position: +0m Entire

Section	Overall	1000m	800m	600m	400m	200m	Last 600m
Field Times	1:03.98 (0:08.31)	0:55.67 (0:10.39)	0:45.28 (0:10.85)	0:34.43 (0:11.23)	0:23.20 (0:11.28)	0:11.92 (0:11.92)	0:34.43

Rank	TAB	Horse/Jockey	Barrier	Top Speed [km/h]	Fastest Section	Overall	1000m	800m	600m	400m	200m	Margin	Distance Travelled [m]	
11	14	MARKWELL DREAMER	8	69.7	0:09.07	1:04.65 [11]	0:55.58 [12]	0:44.76 [12]	0:33.97 [11]	0:22.77 [12]	0:11.86 [11]	3.93L	0:33.97	+1
		Robbie Dolan		800m	Overall	(0:09.07)	(0:10.82)	(0:10.79)	(0:11.20)	(0:10.91)	(0:11.86)			
12	6	KAVAK	3	67.6	0:08.85	1:05.36 [12]	0:56.51 [10]	0:45.54 [11]	0:34.66 [12]	0:23.73 [9]	0:12.51 [12]	8.07L	0:34.66	-4
		Samantha Collett		800m	Overall	(0:08.85)	(0:10.97)	(0:10.88)	(0:10.93)	(0:11.22)	(0:12.51)			

Scratched: Divine Okay (#4), Taltarni Fields (#15), Tellez (#16), Heartoni (#5)

[] Ranking at each section and finish
 -:-:-:- No data available at this section
 NA No data available

SCN Saddle cloth number
 DNF Did not finish
 DNT Did not track



Horse/Jockey Name	Payline
Final Rank	1
Fastest Section Time (Section)	0:08.52 (Overall)
Top Speed [km/h] (Section)	71.8 (1000m)
Race State	Finished

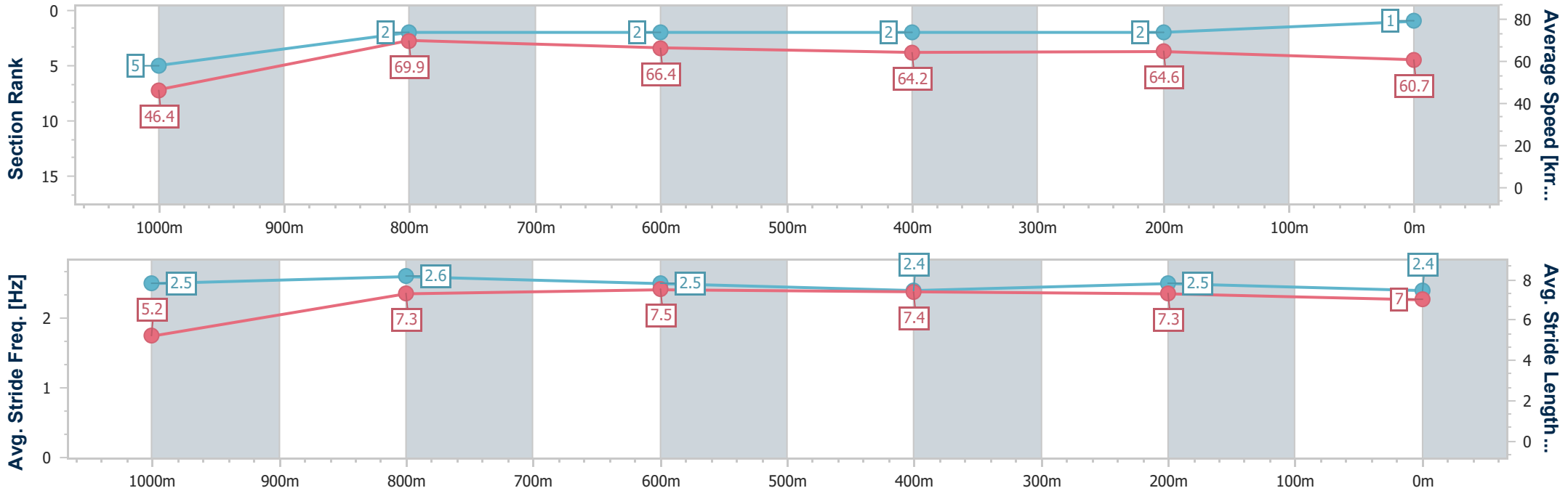


Doomben QLD Professional
Race 9: SELECT FIRE SYSTEMS Colts, Geldings and Entires
BENCHMARK 78 Handicap - 1110m
 27 November 2024 - 16:48
 Track Rating: Soft 5, Weather: Overcast, Rail Position: +0m Entire



BRISBANE
RACING CLUB

Section	Overall	1000m	800m	600m	400m	200m
Section Times	1:03.98 [1] (0:08.52)	0:55.46 [5] (0:10.40)	0:45.06 [2] (0:10.87)	0:34.19 [2] (0:11.23)	0:22.96 [2] (0:11.11)	0:11.85 [2] (0:11.85)
Average Speed [km/h]	46.4	69.9	66.4	64.2	64.6	60.7
Top Speed [km/h]	67.1	71.8	67.9	65.1	65.5	64.5
Avg. Dist. to Rail [m]	10.2	4.8	0.9	0.4	0.7	0.5
Avg. Stride Freq. [Hz]	2.5	2.6	2.5	2.4	2.5	2.4
Avg. Stride Length [m]	5.2	7.3	7.5	7.4	7.3	7.0



- [] Ranking at each section and finish
- .-.- No data available at this section
- NA No data available



Horse/Jockey Name	Busting
Final Rank	2
Fastest Section Time (Section)	0:08.53 (Overall)
Top Speed [km/h] (Section)	69.3 (1000m)
Race State	Finished



Doomben QLD Professional
Race 9: SELECT FIRE SYSTEMS Colts, Geldings and Entires
BENCHMARK 78 Handicap - 1110m

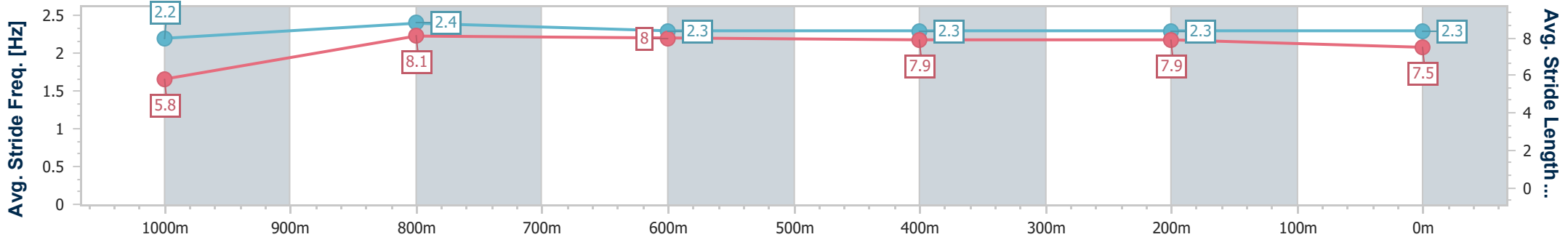
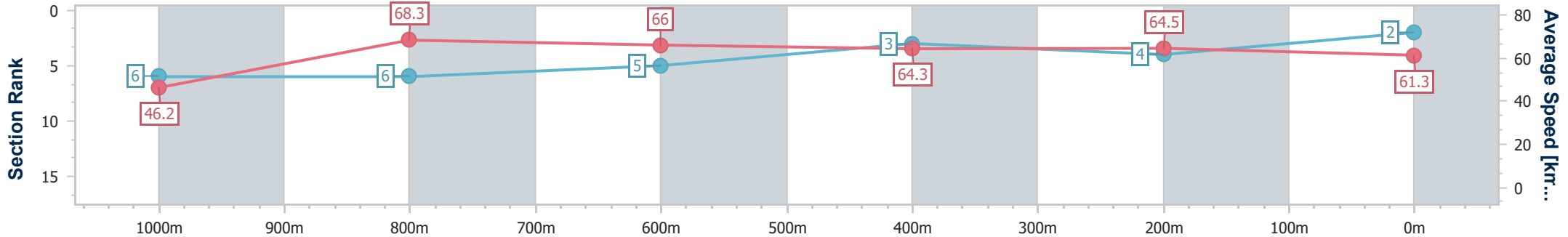


BRISBANE
 RACING CLUB

27 November 2024 - 16:48

Track Rating: Soft 5, Weather: Overcast, Rail Position: +0m Entire

Section	Overall	1000m	800m	600m	400m	200m
Section Times	1:04.00 [2] (0:08.53)	0:55.47 [6] (0:10.57)	0:44.90 [6] (0:10.85)	0:34.05 [5] (0:11.13)	0:22.92 [3] (0:11.18)	0:11.74 [4] (0:11.74)
Average Speed [km/h]	46.2	68.3	66.0	64.3	64.5	61.3
Top Speed [km/h]	65.2	69.3	67.0	65.9	65.8	62.5
Avg. Dist. to Rail [m]	1.5	0.5	0.6	0.5	0.5	1.0
Avg. Stride Freq. [Hz]	2.2	2.4	2.3	2.3	2.3	2.3
Avg. Stride Length [m]	5.8	8.1	8.0	7.9	7.9	7.5



- [] Ranking at each section and finish
- .-.- No data available at this section
- NA No data available



Horse/Jockey Name	Mr Galazi
Final Rank	3
Fastest Section Time (Section)	0:08.31 (Overall)
Top Speed [km/h] (Section)	70.6 (1000m)
Race State	Finished



Doomben QLD Professional
Race 9: SELECT FIRE SYSTEMS Colts, Geldings and Entires
BENCHMARK 78 Handicap - 1110m

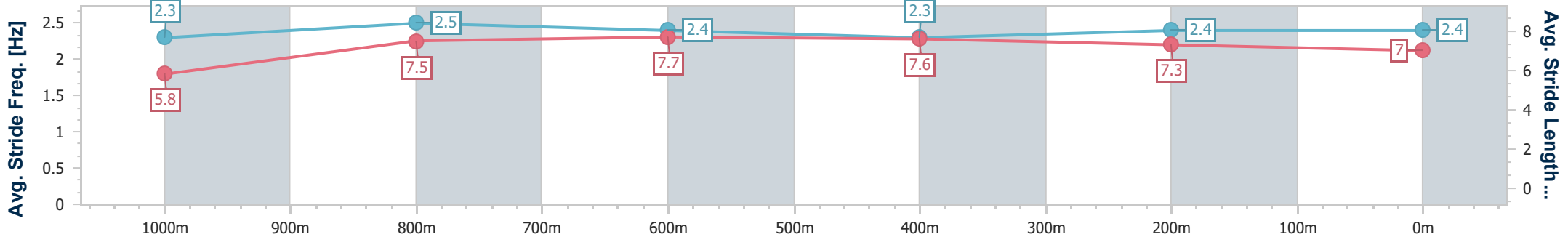
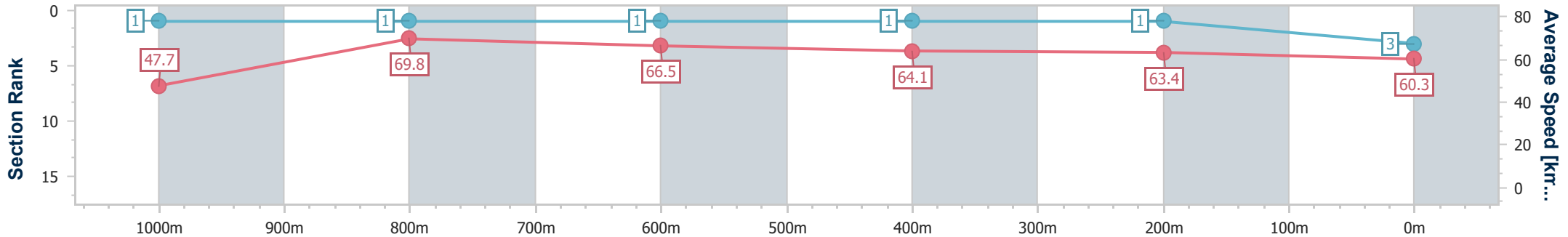
27 November 2024 - 16:48

Track Rating: Soft 5, Weather: Overcast, Rail Position: +0m Entire



BRISBANE
RACING CLUB

Section	Overall	1000m	800m	600m	400m	200m
Section Times	1:04.03 [3] (0:08.31)	0:55.72 [1] (0:10.39)	0:45.33 [1] (0:10.85)	0:34.48 [1] (0:11.23)	0:23.25 [1] (0:11.28)	0:11.97 [1] (0:11.97)
Average Speed [km/h]	47.7	69.8	66.5	64.1	63.4	60.3
Top Speed [km/h]	67.4	70.6	69.1	64.8	64.5	63.1
Avg. Dist. to Rail [m]	8.1	3.8	0.5	0.5	1.5	1.3
Avg. Stride Freq. [Hz]	2.3	2.5	2.4	2.3	2.4	2.4
Avg. Stride Length [m]	5.8	7.5	7.7	7.6	7.3	7.0



- [] Ranking at each section and finish
- .-.- No data available at this section
- NA No data available



Horse/Jockey Name	Adriell
Final Rank	4
Fastest Section Time (Section)	0:08.70 (Overall)
Top Speed [km/h] (Section)	69.8 (1000m)
Race State	Finished



Doomben QLD Professional
Race 9: SELECT FIRE SYSTEMS Colts, Geldings and Entires
BENCHMARK 78 Handicap - 1110m

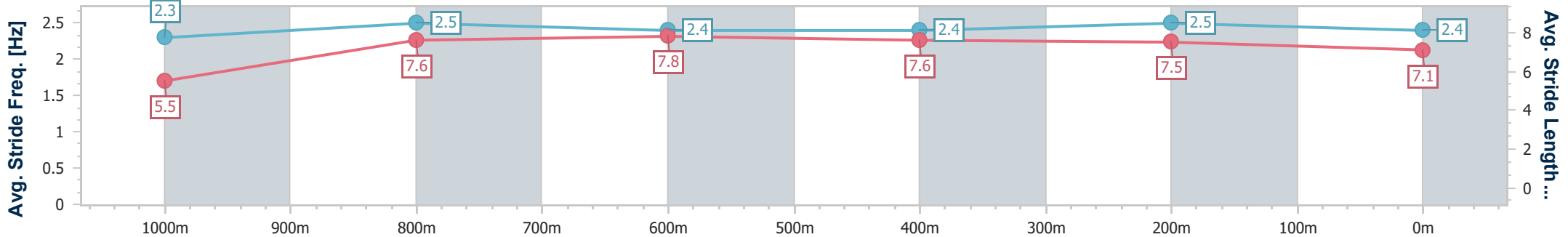
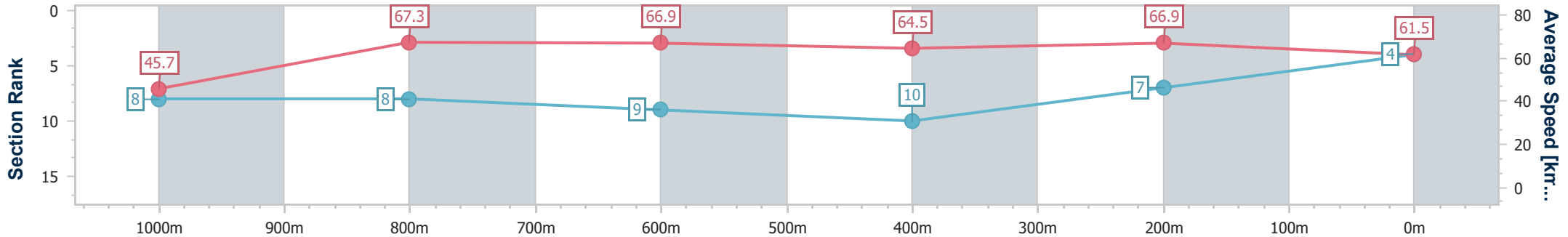
27 November 2024 - 16:48

Track Rating: Soft 5, Weather: Overcast, Rail Position: +0m Entire



BRISBANE
RACING CLUB

Section	Overall	1000m	800m	600m	400m	200m
Section Times	1:04.16 [4] (0:08.70)	0:55.46 [8] (0:10.78)	0:44.68 [8] (0:10.87)	0:33.81 [9] (0:11.29)	0:22.52 [10] (0:10.83)	0:11.69 [7] (0:11.69)
Average Speed [km/h]	45.7	67.3	66.9	64.5	66.9	61.5
Top Speed [km/h]	64.8	69.8	69.7	66.2	67.4	66.1
Avg. Dist. to Rail [m]	9.1	3.2	1.9	2.2	3.0	4.9
Avg. Stride Freq. [Hz]	2.3	2.5	2.4	2.4	2.5	2.4
Avg. Stride Length [m]	5.5	7.6	7.8	7.6	7.5	7.1



- [] Ranking at each section and finish
- .-.- No data available at this section
- NA No data available



Horse/Jockey Name	Deep Respect
Final Rank	5
Fastest Section Time (Section)	0:08.56 (Overall)
Top Speed [km/h] (Section)	68.2 (1000m)
Race State	Finished

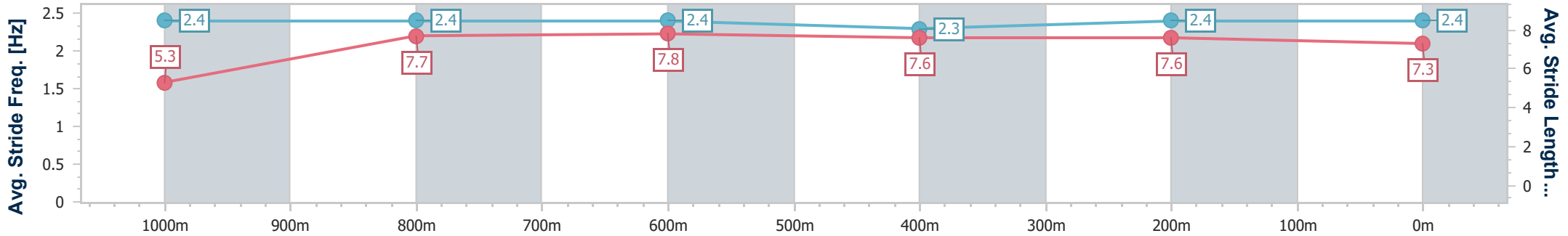
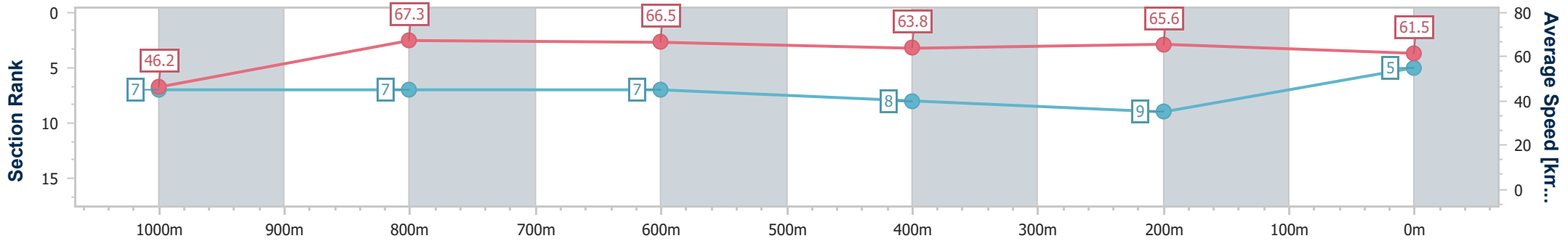


Doomben QLD Professional
Race 9: SELECT FIRE SYSTEMS Colts, Geldings and Entires
BENCHMARK 78 Handicap - 1110m
 27 November 2024 - 16:48
 Track Rating: Soft 5, Weather: Overcast, Rail Position: +0m Entire



BRISBANE
RACING CLUB

Section	Overall	1000m	800m	600m	400m	200m
Section Times	1:04.21 [5] (0:08.56)	0:55.65 [7] (0:10.75)	0:44.90 [7] (0:10.90)	0:34.00 [7] (0:11.31)	0:22.69 [8] (0:11.01)	0:11.68 [9] (0:11.68)
Average Speed [km/h]	46.2	67.3	66.5	63.8	65.6	61.5
Top Speed [km/h]	66.2	68.2	67.4	66.0	66.5	63.9
Avg. Dist. to Rail [m]	5.7	2.3	1.1	0.8	1.2	4.3
Avg. Stride Freq. [Hz]	2.4	2.4	2.4	2.3	2.4	2.4
Avg. Stride Length [m]	5.3	7.7	7.8	7.6	7.6	7.3



- [] Ranking at each section and finish
- .-.- No data available at this section
- NA No data available



Horse/Jockey Name	Epic Proportions
Final Rank	6
Fastest Section Time (Section)	0:08.44 (Overall)
Top Speed [km/h] (Section)	69.7 (1000m)
Race State	Finished



Doomben QLD Professional
Race 9: SELECT FIRE SYSTEMS Colts, Geldings and Entires
BENCHMARK 78 Handicap - 1110m

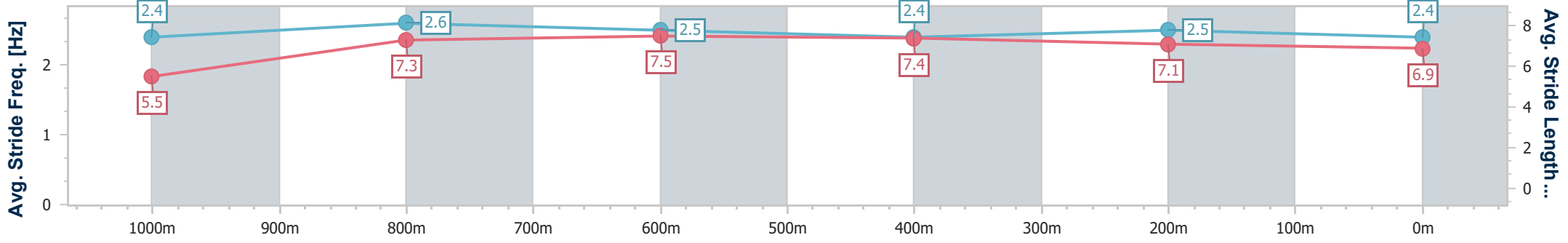
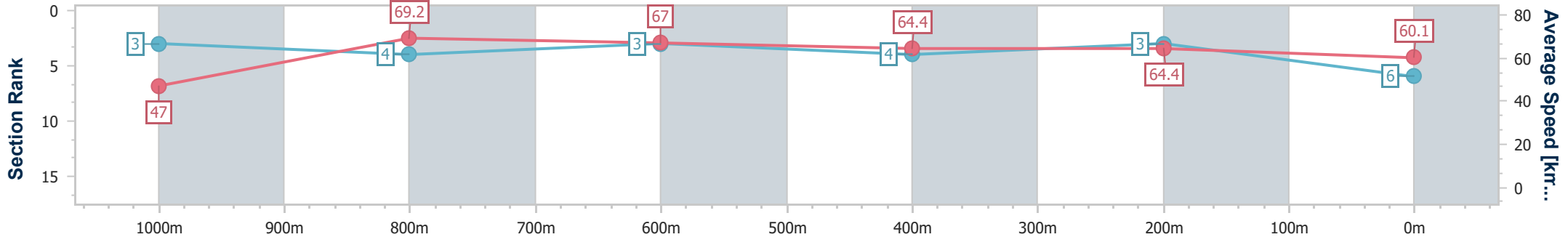
27 November 2024 - 16:48

Track Rating: Soft 5, Weather: Overcast, Rail Position: +0m Entire



BRISBANE
RACING CLUB

Section	Overall	1000m	800m	600m	400m	200m
Section Times	1:04.26 [6] (0:08.44)	0:55.82 [3] (0:10.57)	0:45.25 [4] (0:10.86)	0:34.39 [3] (0:11.24)	0:23.15 [4] (0:11.14)	0:12.01 [3] (0:12.01)
Average Speed [km/h]	47.0	69.2	67.0	64.4	64.4	60.1
Top Speed [km/h]	66.9	69.7	68.8	65.5	65.1	63.8
Avg. Dist. to Rail [m]	11.3	5.8	1.9	1.0	1.0	2.9
Avg. Stride Freq. [Hz]	2.4	2.6	2.5	2.4	2.5	2.4
Avg. Stride Length [m]	5.5	7.3	7.5	7.4	7.1	6.9



- [] Ranking at each section and finish
- .-.- No data available at this section
- NA No data available



Horse/Jockey Name	Godfather
Final Rank	7
Fastest Section Time (Section)	0:08.82 (Overall)
Top Speed [km/h] (Section)	69.1 (1000m)
Race State	Finished



Doomben QLD Professional
Race 9: SELECT FIRE SYSTEMS Colts, Geldings and Entires
BENCHMARK 78 Handicap - 1110m

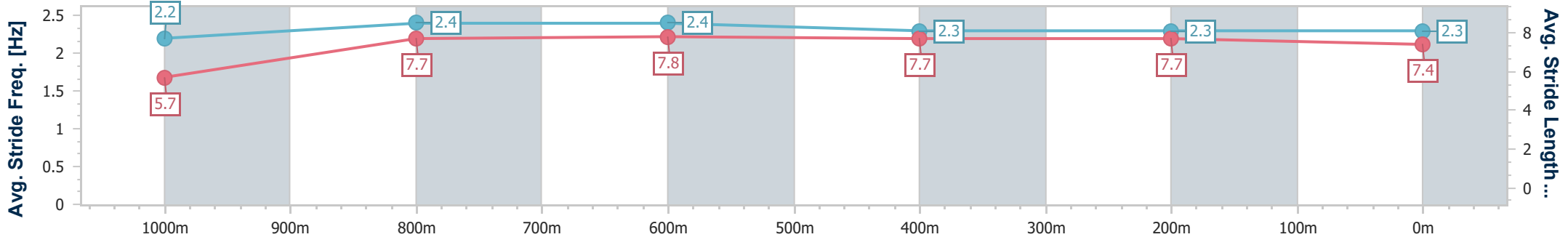
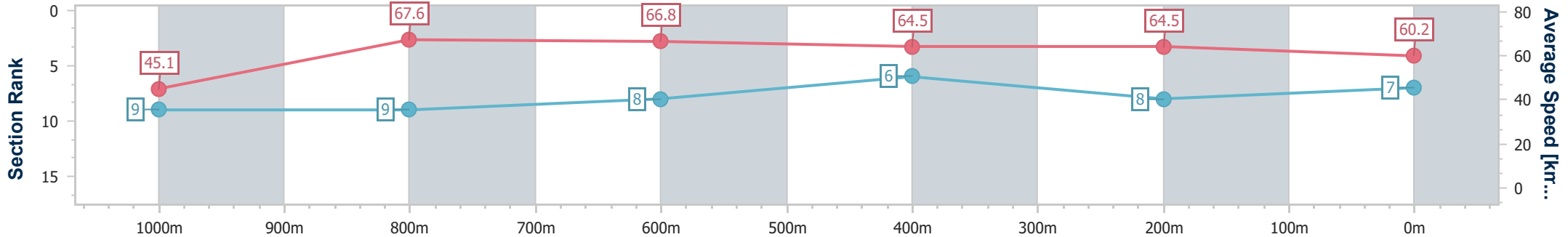
27 November 2024 - 16:48

Track Rating: Soft 5, Weather: Overcast, Rail Position: +0m Entire



BRISBANE
RACING CLUB

Section	Overall	1000m	800m	600m	400m	200m
Section Times	1:04.44 [7] (0:08.82)	0:55.62 [9] (0:10.69)	0:44.93 [9] (0:10.72)	0:34.21 [8] (0:11.09)	0:23.12 [6] (0:11.17)	0:11.95 [8] (0:11.95)
Average Speed [km/h]	45.1	67.6	66.8	64.5	64.5	60.2
Top Speed [km/h]	66.4	69.1	69.1	66.5	65.4	62.9
Avg. Dist. to Rail [m]	5.2	1.6	0.5	1.0	0.7	0.7
Avg. Stride Freq. [Hz]	2.2	2.4	2.4	2.3	2.3	2.3
Avg. Stride Length [m]	5.7	7.7	7.8	7.7	7.7	7.4



- [] Ranking at each section and finish
- .-.- No data available at this section
- NA No data available



Horse/Jockey Name	Acres Away
Final Rank	8
Fastest Section Time (Section)	0:08.88 (Overall)
Top Speed [km/h] (Section)	70.0 (800m)
Race State	Finished



Doomben QLD Professional
Race 9: SELECT FIRE SYSTEMS Colts, Geldings and Entires
BENCHMARK 78 Handicap - 1110m

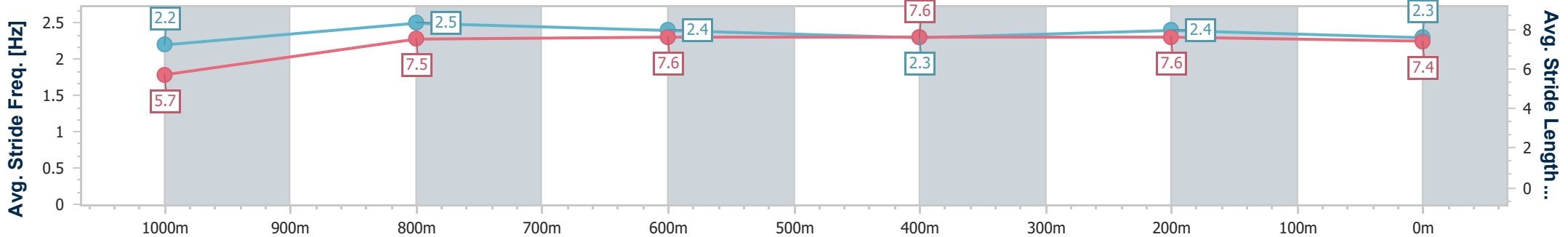
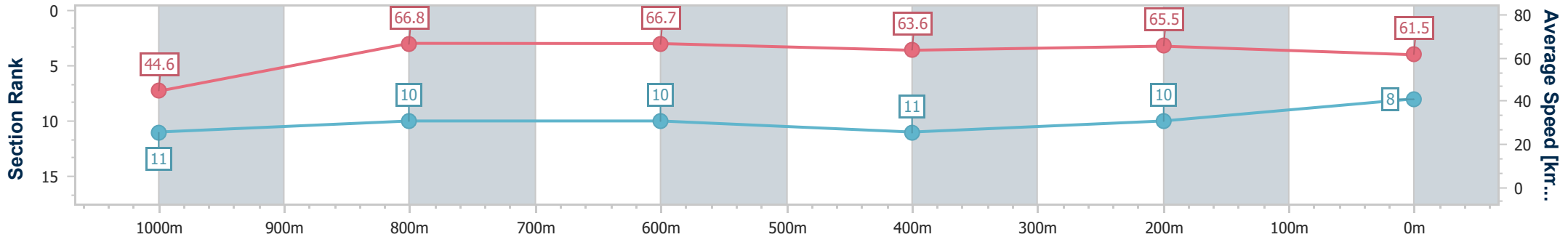
27 November 2024 - 16:48

Track Rating: Soft 5, Weather: Overcast, Rail Position: +0m Entire



BRISBANE
RACING CLUB

Section	Overall	1000m	800m	600m	400m	200m
Section Times	1:04.45 [8] (0:08.88)	0:55.57 [11] (0:10.87)	0:44.70 [10] (0:10.83)	0:33.87 [10] (0:11.25)	0:22.62 [11] (0:10.95)	0:11.67 [10] (0:11.67)
Average Speed [km/h]	44.6	66.8	66.7	63.6	65.5	61.5
Top Speed [km/h]	64.8	69.9	70.0	67.0	68.2	65.0
Avg. Dist. to Rail [m]	8.8	4.1	0.6	1.2	0.9	1.6
Avg. Stride Freq. [Hz]	2.2	2.5	2.4	2.3	2.4	2.3
Avg. Stride Length [m]	5.7	7.5	7.6	7.6	7.6	7.4



- [] Ranking at each section and finish
- .-.- No data available at this section
- NA No data available



Horse/Jockey Name	Troika
Final Rank	9
Fastest Section Time (Section)	0:08.43 (Overall)
Top Speed [km/h] (Section)	69.6 (1000m)
Race State	Finished



Doomben QLD Professional
Race 9: SELECT FIRE SYSTEMS Colts, Geldings and Entires
BENCHMARK 78 Handicap - 1110m

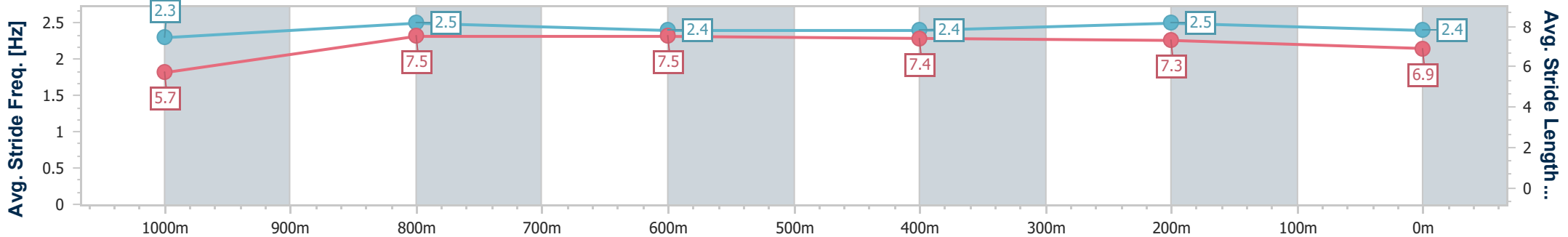
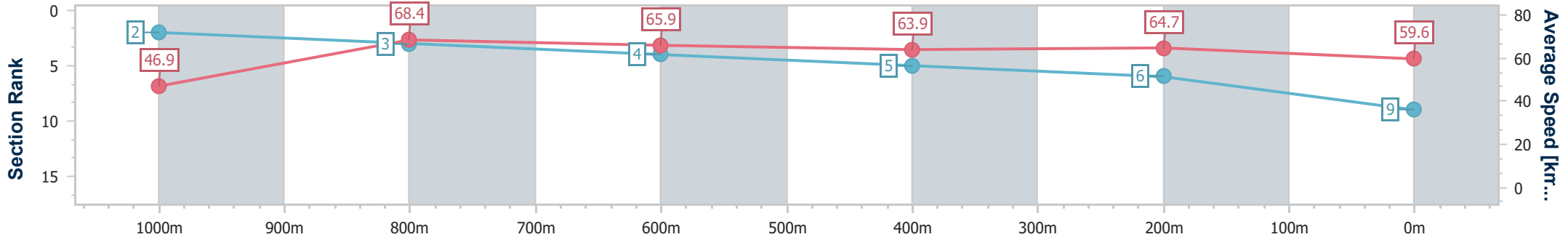
27 November 2024 - 16:48

Track Rating: Soft 5, Weather: Overcast, Rail Position: +0m Entire



BRISBANE
RACING CLUB

Section	Overall	1000m	800m	600m	400m	200m
Section Times	1:04.53 [9] (0:08.43)	0:56.10 [2] (0:10.56)	0:45.54 [3] (0:10.95)	0:34.59 [4] (0:11.36)	0:23.23 [5] (0:11.14)	0:12.09 [6] (0:12.09)
Average Speed [km/h]	46.9	68.4	65.9	63.9	64.7	59.6
Top Speed [km/h]	65.7	69.6	67.9	65.7	65.6	63.0
Avg. Dist. to Rail [m]	1.1	0.4	0.5	1.3	0.2	1.4
Avg. Stride Freq. [Hz]	2.3	2.5	2.4	2.4	2.5	2.4
Avg. Stride Length [m]	5.7	7.5	7.5	7.4	7.3	6.9



- [] Ranking at each section and finish
- .-.- No data available at this section
- NA No data available



Horse/Jockey Name	Bossed Up
Final Rank	10
Fastest Section Time (Section)	0:08.48 (Overall)
Top Speed [km/h] (Section)	70.1 (1000m)
Race State	Finished



Doomben QLD Professional
Race 9: SELECT FIRE SYSTEMS Colts, Geldings and Entires
BENCHMARK 78 Handicap - 1110m

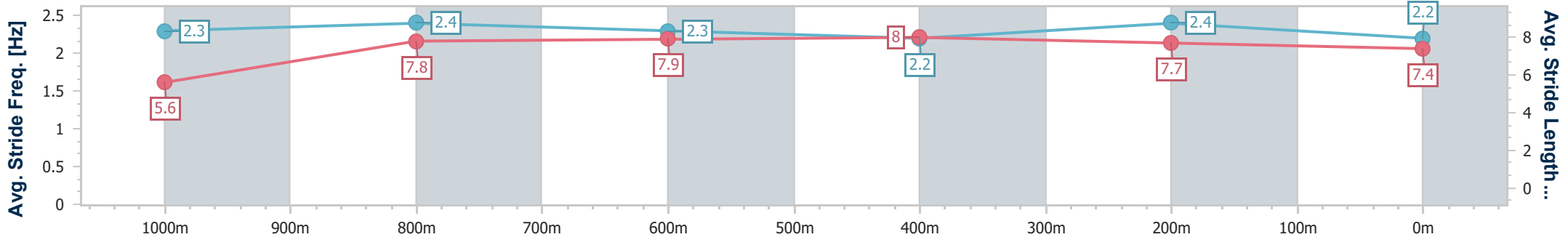
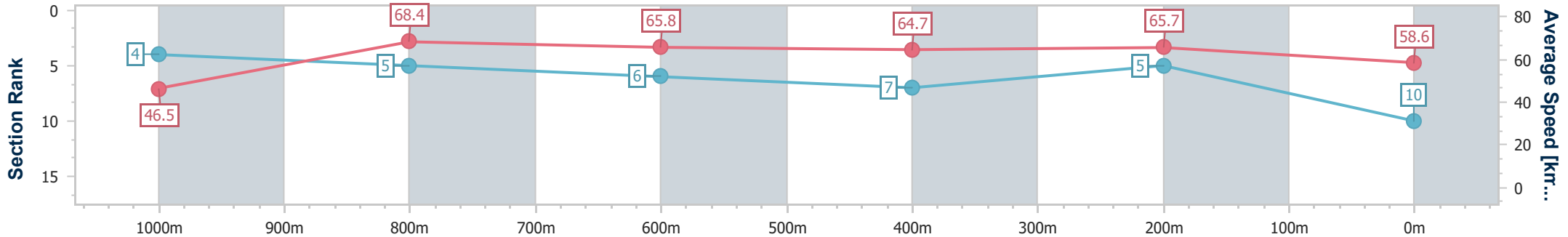


BRISBANE
 RACING CLUB

27 November 2024 - 16:48

Track Rating: Soft 5, Weather: Overcast, Rail Position: +0m Entire

Section	Overall	1000m	800m	600m	400m	200m
Section Times	1:04.61 [10] (0:08.48)	0:56.13 [4] (0:10.60)	0:45.53 [5] (0:11.05)	0:34.48 [6] (0:11.26)	0:23.22 [7] (0:10.93)	0:12.29 [5] (0:12.29)
Average Speed [km/h]	46.5	68.4	65.8	64.7	65.7	58.6
Top Speed [km/h]	66.3	70.1	67.0	66.8	67.6	64.2
Avg. Dist. to Rail [m]	6.6	3.5	1.8	1.5	1.6	3.1
Avg. Stride Freq. [Hz]	2.3	2.4	2.3	2.2	2.4	2.2
Avg. Stride Length [m]	5.6	7.8	7.9	8.0	7.7	7.4



- [] Ranking at each section and finish
- .-.- No data available at this section
- NA No data available



Horse/Jockey Name	Markwell Dreamer
Final Rank	11
Fastest Section Time (Section)	0:09.07 (Overall)
Top Speed [km/h] (Section)	69.7 (800m)
Race State	Finished



Doomben QLD Professional
Race 9: SELECT FIRE SYSTEMS Colts, Geldings and Entires
BENCHMARK 78 Handicap - 1110m

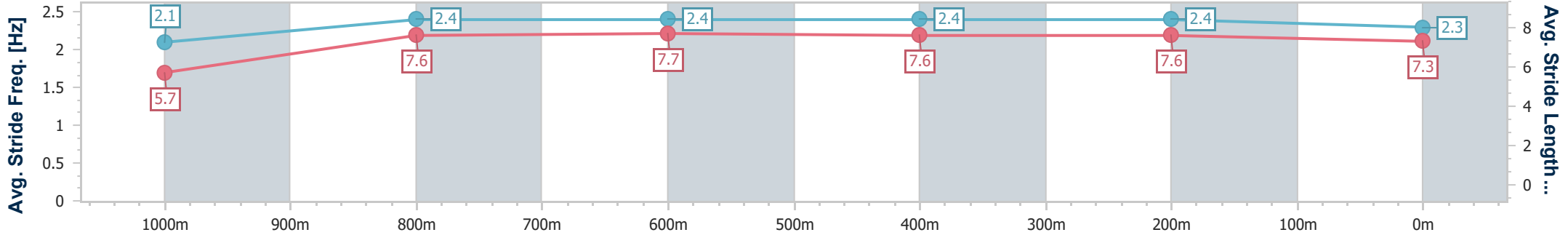
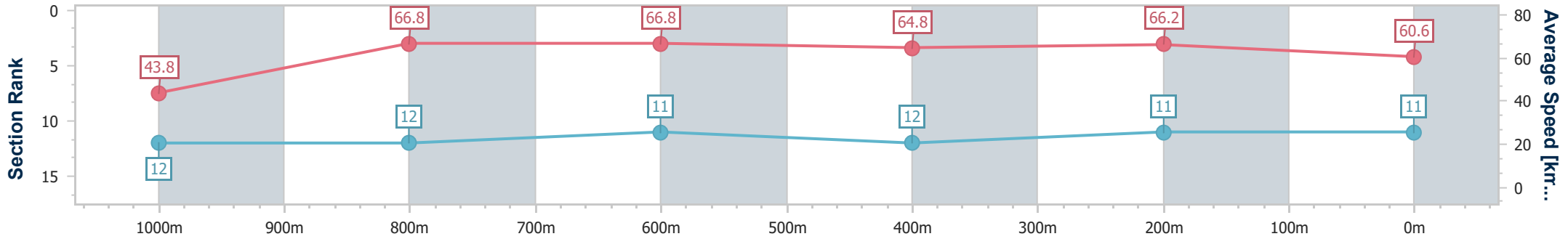
27 November 2024 - 16:48

Track Rating: Soft 5, Weather: Overcast, Rail Position: +0m Entire



BRISBANE
RACING CLUB

Section	Overall	1000m	800m	600m	400m	200m
Section Times	1:04.65 [11] (0:09.07)	0:55.58 [12] (0:10.82)	0:44.76 [12] (0:10.79)	0:33.97 [11] (0:11.20)	0:22.77 [12] (0:10.91)	0:11.86 [11] (0:11.86)
Average Speed [km/h]	43.8	66.8	66.8	64.8	66.2	60.6
Top Speed [km/h]	63.5	68.6	69.7	66.4	68.5	64.1
Avg. Dist. to Rail [m]	6.8	1.1	0.7	1.0	3.0	5.3
Avg. Stride Freq. [Hz]	2.1	2.4	2.4	2.4	2.4	2.3
Avg. Stride Length [m]	5.7	7.6	7.7	7.6	7.6	7.3



- [] Ranking at each section and finish
- .-.- No data available at this section
- NA No data available



Horse/Jockey Name	Kavak
Final Rank	12
Fastest Section Time (Section)	0:08.85 (Overall)
Top Speed [km/h] (Section)	67.6 (800m)
Race State	Finished



Doomben QLD Professional
Race 9: SELECT FIRE SYSTEMS Colts, Geldings and Entires
BENCHMARK 78 Handicap - 1110m

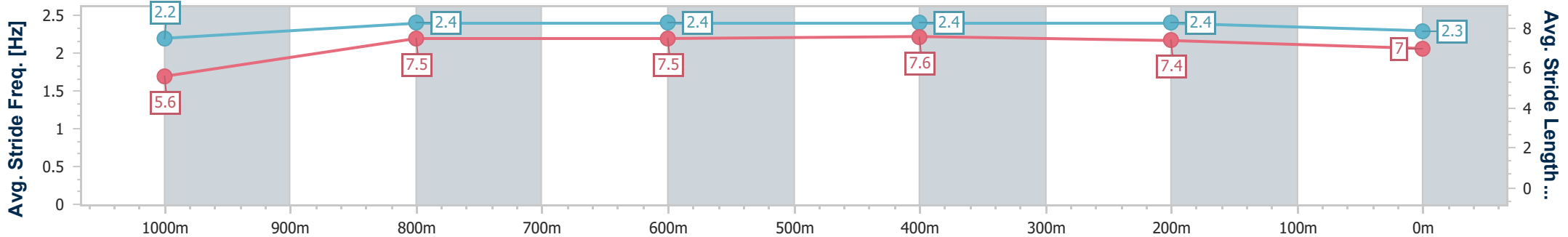
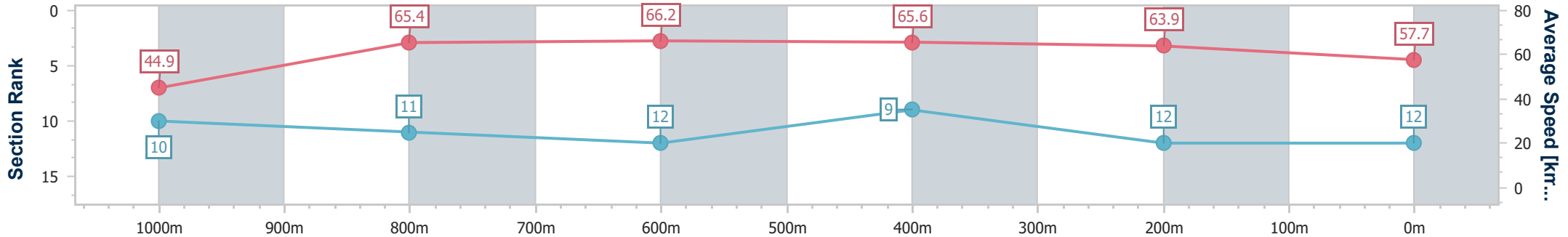


BRISBANE
RACING CLUB

27 November 2024 - 16:48

Track Rating: Soft 5, Weather: Overcast, Rail Position: +0m Entire

Section	Overall	1000m	800m	600m	400m	200m
Section Times	1:05.36 [12] (0:08.85)	0:56.51 [10] (0:10.97)	0:45.54 [11] (0:10.88)	0:34.66 [12] (0:10.93)	0:23.73 [9] (0:11.22)	0:12.51 [12] (0:12.51)
Average Speed [km/h]	44.9	65.4	66.2	65.6	63.9	57.7
Top Speed [km/h]	63.5	67.0	67.6	66.8	65.2	61.7
Avg. Dist. to Rail [m]	3.5	0.5	0.4	0.8	0.7	1.4
Avg. Stride Freq. [Hz]	2.2	2.4	2.4	2.4	2.4	2.3
Avg. Stride Length [m]	5.6	7.5	7.5	7.6	7.4	7.0



- [] Ranking at each section and finish
- .-.- No data available at this section
- NA No data available



Doomben QLD Professional

Race 10: LADBROKES PUNTER ASSIST BENCHMARK 78 Handicap - 1350m

27 November 2024 - 17:24



BRISBANE
RACING CLUB

Track Rating: Soft 5, Weather: Overcast, Rail Position: +0m Entire

Section		Overall	1200m	1000m	800m	600m	400m	Last 600m				
Field Times		1:19.57 (0:10.90)	1:08.67 (0:11.11)	0:57.56 (0:11.29)	0:46.27 (0:11.39)	0:34.88 (0:11.58)	0:23.30 (0:11.44)	0:34.88				
Rank	TAB Horse/Jockey	Barrier	Top Speed [km/h]	Fastest Section	Distance Travelled [m]							
1	6 THE INFLICTOR Cejay Graham	8	65.3 1200m	0:10.90 Overall	1:19.57 [1] (0:10.90)	1:08.67 [1] (0:11.11)	0:57.56 [1] (0:11.29)	0:46.27 [1] (0:11.39)	0:34.88 [1] (0:11.58)	0:23.30 [1] (0:11.44)	0:34.88	
2	13 TAVS Angela Jones	5	66.6 400m	0:11.08 400m	1:19.82 [2] (0:11.75)	1:08.07 [9] (0:11.20)	0:56.87 [9] (0:11.56)	0:45.31 [9] (0:11.32)	0:33.99 [8] (0:11.35)	0:22.64 [8] (0:11.08)	0:33.99	-1
3	9 SWEET MERCY Boris Thornton	12	66.2 400m	0:11.00 400m	1:19.82 [3] (0:11.80)	1:08.02 [10] (0:11.76)	0:56.26 [12] (0:11.52)	0:44.74 [12] (0:11.30)	0:33.44 [12] (0:11.10)	0:22.34 [12] (0:11.00)	0:33.44	+0
4	8 BAD EDUCATION Bailey Wheeler	2	67.0 1200m	0:11.08 1200m	1:19.91 [4] (0:11.22)	1:08.69 [4] (0:11.08)	0:57.61 [3] (0:11.33)	0:46.28 [3] (0:11.55)	0:34.73 [3] (0:11.40)	0:23.33 [2] (0:11.27)	0:34.73	+1
5	11 OCEANS OF ENERGY Andrew Mallyon	1	66.6 600m	0:11.20 1200m	1:19.92 [5] (0:11.21)	1:08.71 [3] (0:11.20)	0:57.51 [4] (0:11.32)	0:46.19 [4] (0:11.57)	0:34.62 [4] (0:11.34)	0:23.28 [4] (0:11.22)	0:34.62	-2
6	10 MOONAN ME Robbie Dolan	3	65.8 1200m	0:11.15 1200m	1:19.92 [6] (0:11.59)	1:08.33 [7] (0:11.15)	0:57.18 [7] (0:11.38)	0:45.80 [6] (0:11.42)	0:34.38 [6] (0:11.29)	0:23.09 [5] (0:11.26)	0:34.38	-1
7	3 BEAUTANTES Luke Dempsey	11	67.6 1200m	0:10.88 1200m	1:20.29 [7] (0:11.63)	1:08.66 [8] (0:10.88)	0:57.78 [5] (0:11.34)	0:46.44 [5] (0:11.57)	0:34.87 [5] (0:11.46)	0:23.41 [6] (0:11.37)	0:34.87	+6
8	7 STARRY EYES Ron Stewart	9	64.9 1000m	0:11.17 400m	1:20.34 [8] (0:11.81)	1:08.53 [11] (0:11.33)	0:57.20 [10] (0:11.56)	0:45.64 [10] (0:11.35)	0:34.29 [10] (0:11.21)	0:23.08 [10] (0:11.17)	0:34.29	-1
9	5 BRENTWOOD James Orman	7	65.8 1200m	0:10.97 Overall	1:20.38 [9] (0:10.97)	1:09.41 [2] (0:11.09)	0:58.32 [2] (0:11.37)	0:46.95 [2] (0:11.56)	0:35.39 [2] (0:11.63)	0:23.76 [3] (0:11.46)	0:35.39	-3
10	15 TUQIRI Jake Bayliss	4	65.9 1200m	0:11.22 1200m	1:20.48 [10] (0:11.44)	1:09.04 [5] (0:11.22)	0:57.82 [6] (0:11.50)	0:46.32 [7] (0:11.48)	0:34.84 [7] (0:11.41)	0:23.43 [7] (0:11.33)	0:34.84	+1

Scratched: Captain Fenkel (#12), Metalart (#2), Five Rings (#14)

[] Ranking at each section and finish
 -:-:- No data available at this section
 NA No data available

SCN Saddle cloth number
 DNF Did not finish
 DNT Did not track



Doomben QLD Professional
Race 10: LADBROKES PUNTER ASSIST BENCHMARK 78 Handicap - 1350m
 27 November 2024 - 17:24



Track Rating: Soft 5, Weather: Overcast, Rail Position: +0m Entire

Section	Overall	1200m	1000m	800m	600m	400m	Last 600m
Field Times	1:19.57 (0:10.90)	1:08.67 (0:11.11)	0:57.56 (0:11.29)	0:46.27 (0:11.39)	0:34.88 (0:11.58)	0:23.30 (0:11.44)	0:34.88

Rank	TAB	Horse/Jockey	Barrier	Top Speed [km/h]	Fastest Section	Overall	1200m	1000m	800m	600m	400m	Last 600m	Distance Travelled [m]
11	4	CACOFONIX Samantha Collett	10	65.5 400m	0:11.23 400m	1:20.53 [11] (0:11.82)	1:08.71 [12] (0:11.48)	0:57.23 [11] (0:11.51)	0:45.72 [11] (0:11.28)	0:34.44 [11] (0:11.31)	0:23.13 [11] (0:11.23)	0:34.44	+3
12	1	PATTON Ryan Maloney	6	65.3 400m	0:11.24 400m	1:20.87 [12] (0:11.53)	1:09.34 [6] (0:11.31)	0:58.03 [8] (0:11.58)	0:46.45 [8] (0:11.51)	0:34.94 [9] (0:11.31)	0:23.63 [9] (0:11.24)	0:34.94	+3

Scratched: Captain Fenkel (#12), Metalart (#2), Five Rings (#14)

[] Ranking at each section and finish
 -:-:-:- No data available at this section
 NA No data available

SCN Saddle cloth number
 DNF Did not finish
 DNT Did not track



Doomben QLD Professional

Race 10: LADBROKES PUNTER ASSIST BENCHMARK 78 Handicap - 1350m

27 November 2024 - 17:24



BRISBANE
RACING CLUB

Track Rating: Soft 5, Weather: Overcast, Rail Position: +0m Entire

Section				200m				Last 600m	
Field Times				0:11.86 (0:11.86)				0:34.88	
Rank	TAB Horse/Jockey	Barrier	Top Speed [km/h]	Fastest Section	Margin				Distance Travelled [m]
1	6 THE INFLICTOR Cejay Graham	8	65.3 1200m	0:10.90 Overall	0:11.86 [1] (0:11.86)	1:19.57		0:34.88	
2	13 TAVS Angela Jones	5	66.6 400m	0:11.08 400m	0:11.56 [7] (0:11.56)	1.45L		0:33.99	-1
3	9 SWEET MERCY Boris Thornton	12	66.2 400m	0:11.00 400m	0:11.34 [10] (0:11.34)	1.46L		0:33.44	+0
4	8 BAD EDUCATION Bailey Wheeler	2	67.0 1200m	0:11.08 1200m	0:12.06 [2] (0:12.06)	2L		0:34.73	+1
5	11 OCEANS OF ENERGY Andrew Mallyon	1	66.6 600m	0:11.20 1200m	0:12.06 [3] (0:12.06)	2.02L		0:34.62	-2
6	10 MOONAN ME Robbie Dolan	3	65.8 1200m	0:11.15 1200m	0:11.83 [5] (0:11.83)	2.05L		0:34.38	-1
7	3 BEAUTANTES Luke Dempsey	11	67.6 1200m	0:10.88 1200m	0:12.04 [6] (0:12.04)	4.22L		0:34.87	+6
8	7 STARRY EYES Ron Stewart	9	64.9 1000m	0:11.17 400m	0:11.91 [9] (0:11.91)	4.54L		0:34.29	-1
9	5 BRENTWOOD James Orman	7	65.8 1200m	0:10.97 Overall	0:12.30 [4] (0:12.30)	4.76L		0:35.39	-3
10	15 TUQIRI Jake Bayliss	4	65.9 1200m	0:11.22 1200m	0:12.10 [8] (0:12.10)	5.33L		0:34.84	+1

Scratched: Captain Fenkel (#12), Metalart (#2), Five Rings (#14)

[] Ranking at each section and finish
 -:-:- No data available at this section
 NA No data available

SCN Saddle cloth number
 DNF Did not finish
 DNT Did not track



Doomben QLD Professional
Race 10: LADBROKES PUNTER ASSIST BENCHMARK 78 Handicap - 1350m
 27 November 2024 - 17:24



Track Rating: Soft 5, Weather: Overcast, Rail Position: +0m Entire

Section				200m				Last 600m	
Field Times				0:11.86 (0:11.86)				0:34.88	
Rank	TAB Horse/Jockey	Barrier	Top Speed [km/h]	Fastest Section	Margin				Distance Travelled [m]
11	4 CACOFONIX Samantha Collett	10	65.5 400m	0:11.23 400m	0:11.90 [12] (0:11.90)	5.64L		0:34.44	+3
12	1 PATTON Ryan Maloney	6	65.3 400m	0:11.24 400m	0:12.39 [11] (0:12.39)	7.65L		0:34.94	+3

Scratched: Captain Fenkel (#12), Metalart (#2), Five Rings (#14)

[] Ranking at each section and finish
 -:-:- No data available at this section
 NA No data available

SCN Saddle cloth number
 DNF Did not finish
 DNT Did not track



Horse/Jockey Name	The Inflictor
Final Rank	1
Fastest Section Time (Section)	0:10.90 (Overall)
Top Speed [km/h] (Section)	65.3 (1200m)
Race State	Finished



Doomben QLD Professional
Race 10: LADBROKES PUNTER ASSIST BENCHMARK 78
Handicap - 1350m

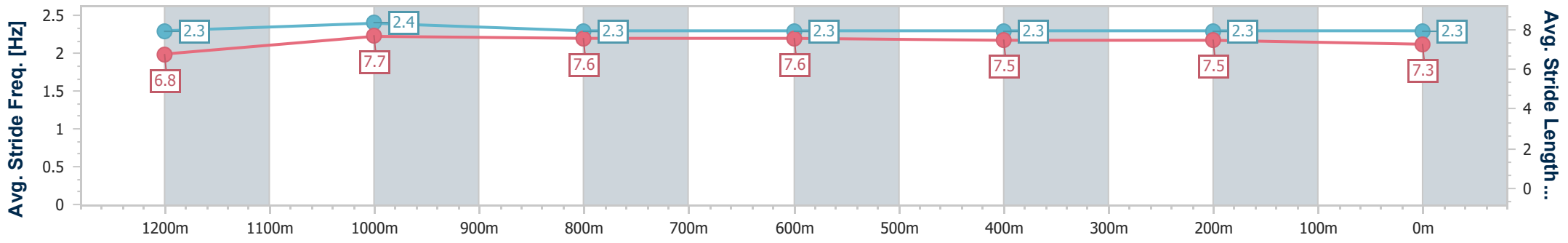
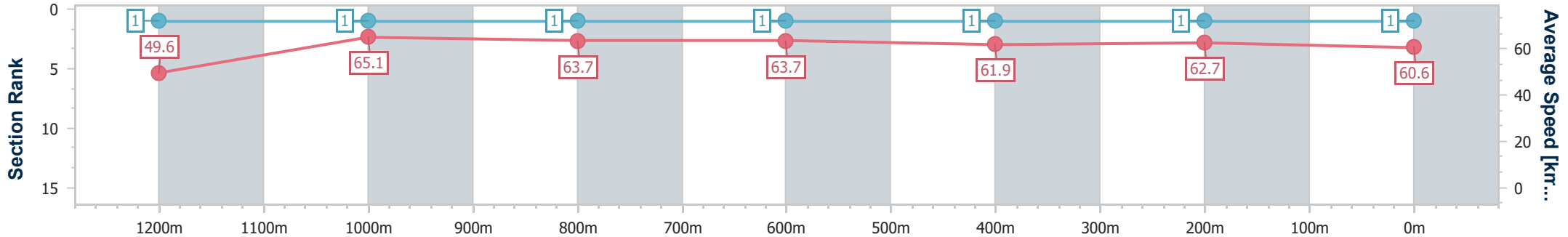
27 November 2024 - 17:24

Track Rating: Soft 5, Weather: Overcast, Rail Position: +0m Entire



BRISBANE
RACING CLUB

Section	Overall	1200m	1000m	800m	600m	400m	200m
Section Times	1:19.57 [1] (0:10.90)	1:08.67 [1] (0:11.11)	0:57.56 [1] (0:11.29)	0:46.27 [1] (0:11.39)	0:34.88 [1] (0:11.58)	0:23.30 [1] (0:11.44)	0:11.86 [1] (0:11.86)
Average Speed [km/h]	49.6	65.1	63.7	63.7	61.9	62.7	60.6
Top Speed [km/h]	64.8	65.3	64.8	64.4	64.2	64.1	64.0
Avg. Dist. to Rail [m]	8.7	2.1	1.4	1.0	1.0	1.5	0.7
Avg. Stride Freq. [Hz]	2.3	2.4	2.3	2.3	2.3	2.3	2.3
Avg. Stride Length [m]	6.8	7.7	7.6	7.6	7.5	7.5	7.3



- [] Ranking at each section and finish
- .-.- No data available at this section
- NA No data available



Horse/Jockey Name	Tavs
Final Rank	2
Fastest Section Time (Section)	0:11.08 (400m)
Top Speed [km/h] (Section)	66.6 (400m)
Race State	Finished



Doomben QLD Professional
Race 10: LADBROKES PUNTER ASSIST BENCHMARK 78
Handicap - 1350m

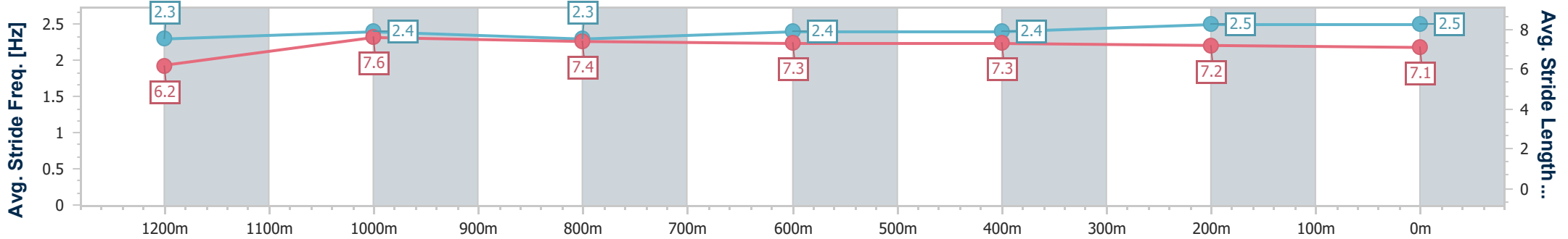
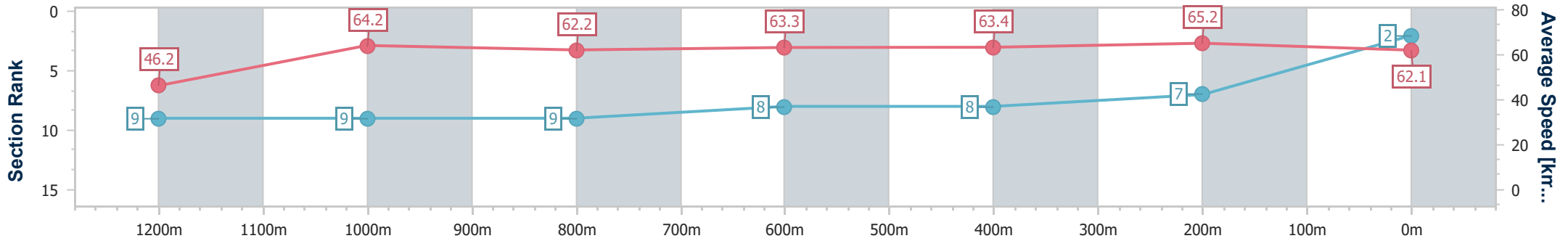
27 November 2024 - 17:24

Track Rating: Soft 5, Weather: Overcast, Rail Position: +0m Entire



BRISBANE
RACING CLUB

Section	Overall	1200m	1000m	800m	600m	400m	200m
Section Times	1:19.82 [2] (0:11.75)	1:08.07 [9] (0:11.20)	0:56.87 [9] (0:11.56)	0:45.31 [9] (0:11.32)	0:33.99 [8] (0:11.35)	0:22.64 [8] (0:11.08)	0:11.56 [7] (0:11.56)
Average Speed [km/h]	46.2	64.2	62.2	63.3	63.4	65.2	62.1
Top Speed [km/h]	61.9	65.5	64.8	64.7	64.2	66.6	65.2
Avg. Dist. to Rail [m]	4.7	1.2	0.8	1.2	0.4	1.9	3.6
Avg. Stride Freq. [Hz]	2.3	2.4	2.3	2.4	2.4	2.5	2.5
Avg. Stride Length [m]	6.2	7.6	7.4	7.3	7.3	7.2	7.1



- [] Ranking at each section and finish
- .-.- No data available at this section
- NA No data available



Horse/Jockey Name	Sweet Mercy
Final Rank	3
Fastest Section Time (Section)	0:11.00 (400m)
Top Speed [km/h] (Section)	66.2 (400m)
Race State	Finished



Doomben QLD Professional
Race 10: LADBROKES PUNTER ASSIST BENCHMARK 78
Handicap - 1350m

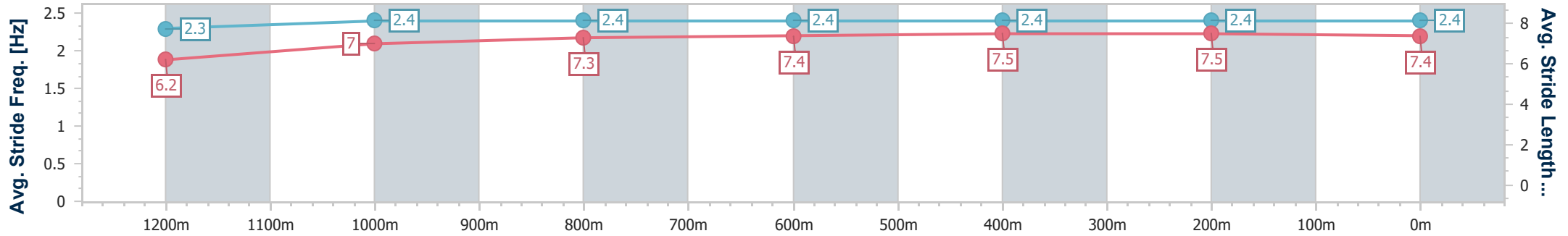
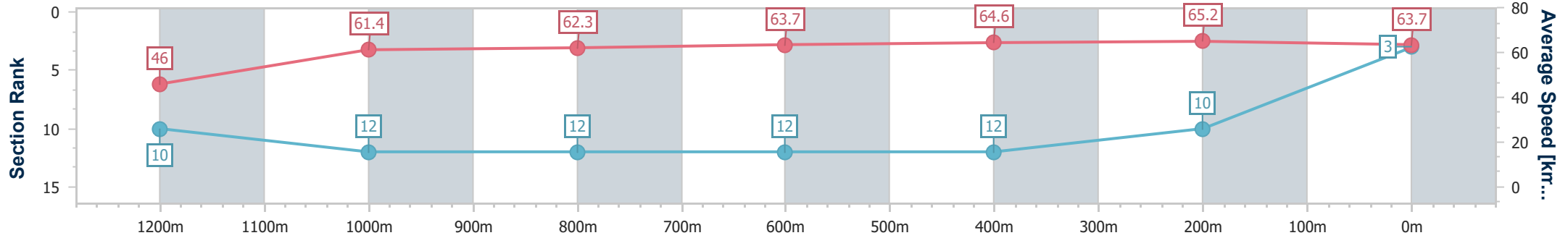
27 November 2024 - 17:24

Track Rating: Soft 5, Weather: Overcast, Rail Position: +0m Entire



BRISBANE
RACING CLUB

Section	Overall	1200m	1000m	800m	600m	400m	200m
Section Times	1:19.82 [3] (0:11.80)	1:08.02 [10] (0:11.76)	0:56.26 [12] (0:11.52)	0:44.74 [12] (0:11.30)	0:33.44 [12] (0:11.10)	0:22.34 [12] (0:11.00)	0:11.34 [10] (0:11.34)
Average Speed [km/h]	46.0	61.4	62.3	63.7	64.6	65.2	63.7
Top Speed [km/h]	59.6	62.8	65.6	65.1	65.2	66.2	66.1
Avg. Dist. to Rail [m]	12.7	3.6	0.7	0.6	0.9	1.9	5.3
Avg. Stride Freq. [Hz]	2.3	2.4	2.4	2.4	2.4	2.4	2.4
Avg. Stride Length [m]	6.2	7.0	7.3	7.4	7.5	7.5	7.4



- [] Ranking at each section and finish
- .-.- No data available at this section
- NA No data available



Horse/Jockey Name	Bad Education
Final Rank	4
Fastest Section Time (Section)	0:11.08 (1200m)
Top Speed [km/h] (Section)	67.0 (1200m)
Race State	Finished



Doomben QLD Professional
Race 10: LADBROKES PUNTER ASSIST BENCHMARK 78
Handicap - 1350m

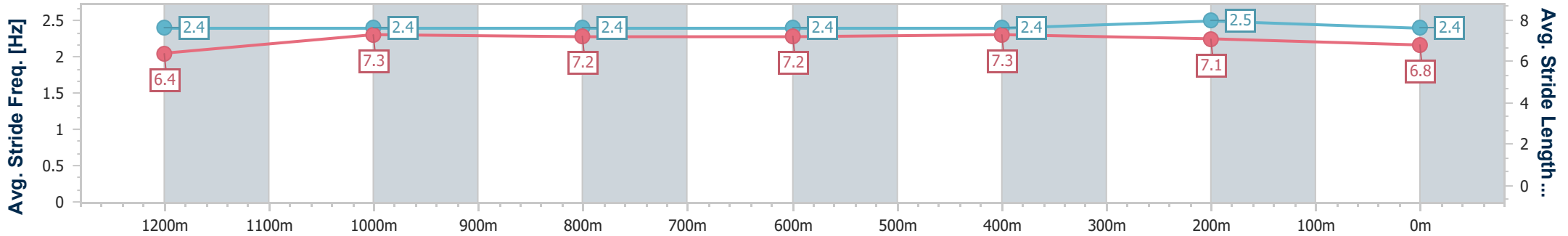
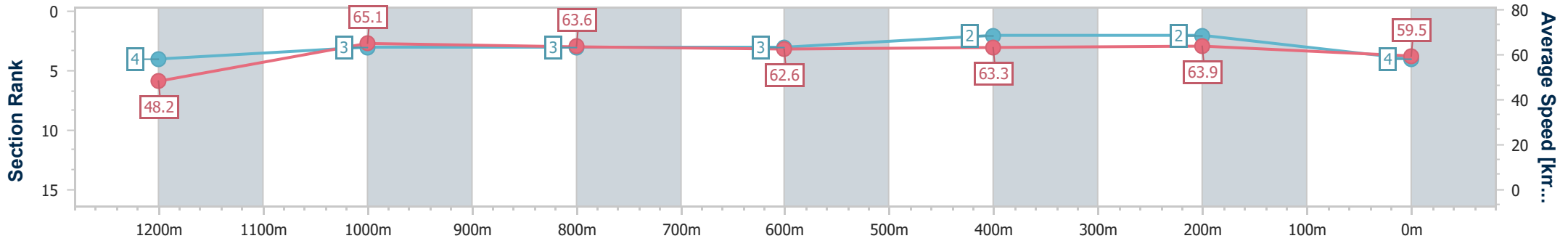
27 November 2024 - 17:24

Track Rating: Soft 5, Weather: Overcast, Rail Position: +0m Entire



BRISBANE
RACING CLUB

Section	Overall	1200m	1000m	800m	600m	400m	200m
Section Times	1:19.91 [4] (0:11.22)	1:08.69 [4] (0:11.08)	0:57.61 [3] (0:11.33)	0:46.28 [3] (0:11.55)	0:34.73 [3] (0:11.40)	0:23.33 [2] (0:11.27)	0:12.06 [2] (0:12.06)
Average Speed [km/h]	48.2	65.1	63.6	62.6	63.3	63.9	59.5
Top Speed [km/h]	64.1	67.0	66.1	63.3	64.2	65.2	63.4
Avg. Dist. to Rail [m]	2.0	0.5	1.2	0.8	0.2	1.0	1.4
Avg. Stride Freq. [Hz]	2.4	2.4	2.4	2.4	2.4	2.5	2.4
Avg. Stride Length [m]	6.4	7.3	7.2	7.2	7.3	7.1	6.8



- [] Ranking at each section and finish
- .-.- No data available at this section
- NA No data available



Horse/Jockey Name	Oceans Of Energy
Final Rank	5
Fastest Section Time (Section)	0:11.20 (1200m)
Top Speed [km/h] (Section)	66.6 (600m)
Race State	Finished



Doomben QLD Professional
Race 10: LADBROKES PUNTER ASSIST BENCHMARK 78
Handicap - 1350m

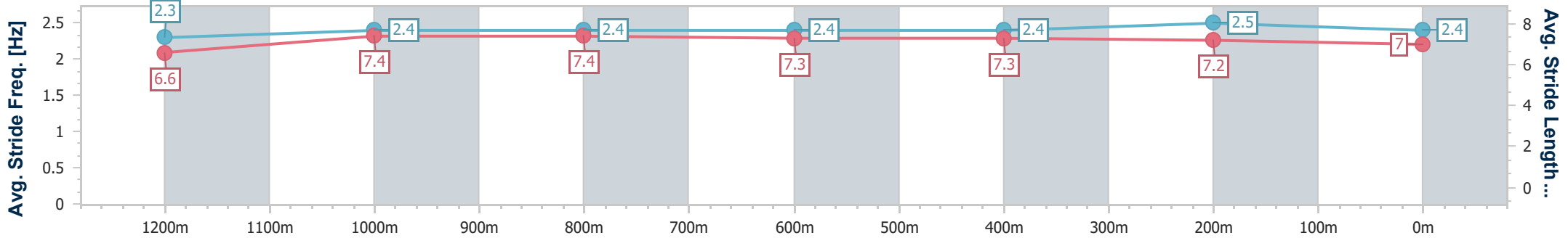
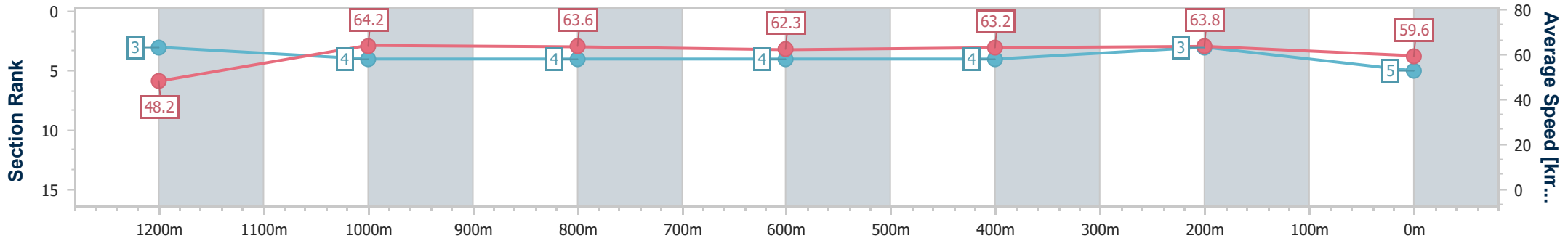
27 November 2024 - 17:24

Track Rating: Soft 5, Weather: Overcast, Rail Position: +0m Entire



BRISBANE
RACING CLUB

Section	Overall	1200m	1000m	800m	600m	400m	200m
Section Times	1:19.92 [5] (0:11.21)	1:08.71 [3] (0:11.20)	0:57.51 [4] (0:11.32)	0:46.19 [4] (0:11.57)	0:34.62 [4] (0:11.34)	0:23.28 [4] (0:11.22)	0:12.06 [3] (0:12.06)
Average Speed [km/h]	48.2	64.2	63.6	62.3	63.2	63.8	59.6
Top Speed [km/h]	63.7	64.8	64.7	63.5	66.6	65.2	63.2
Avg. Dist. to Rail [m]	1.8	0.1	0.2	0.2	0.8	1.1	0.7
Avg. Stride Freq. [Hz]	2.3	2.4	2.4	2.4	2.4	2.5	2.4
Avg. Stride Length [m]	6.6	7.4	7.4	7.3	7.3	7.2	7.0



- [] Ranking at each section and finish
- .-.- No data available at this section
- NA No data available



Horse/Jockey Name	Moonan Me
Final Rank	6
Fastest Section Time (Section)	0:11.15 (1200m)
Top Speed [km/h] (Section)	65.8 (1200m)
Race State	Finished



Doomben QLD Professional
Race 10: LADBROKES PUNTER ASSIST BENCHMARK 78
Handicap - 1350m

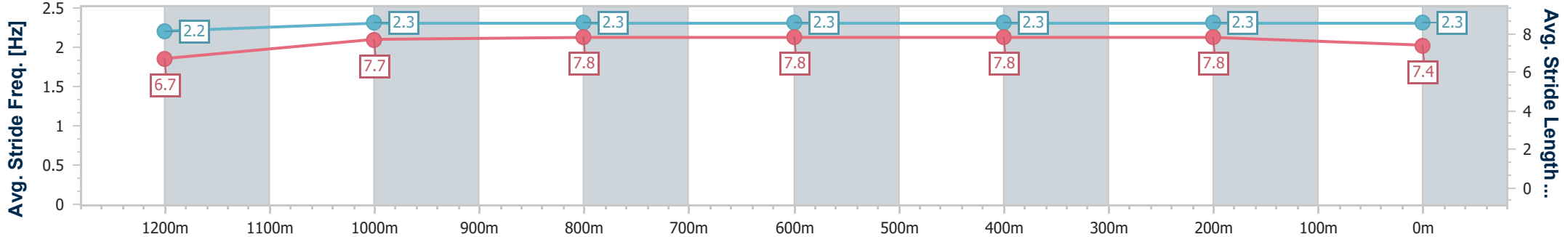
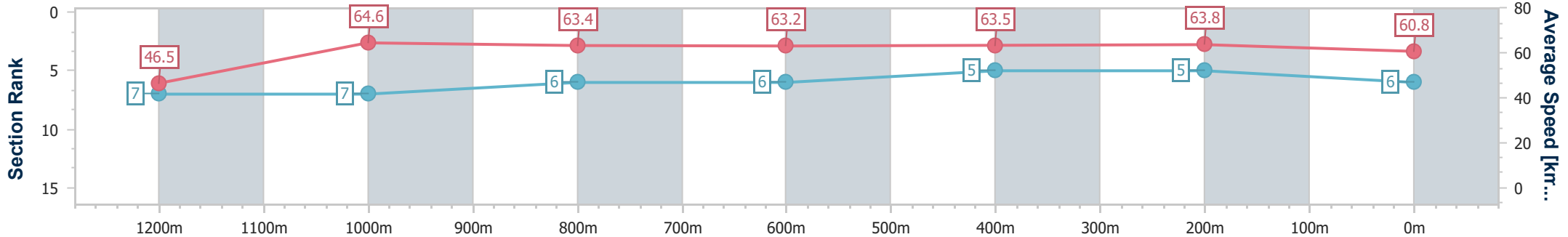
27 November 2024 - 17:24

Track Rating: Soft 5, Weather: Overcast, Rail Position: +0m Entire



BRISBANE
RACING CLUB

Section	Overall	1200m	1000m	800m	600m	400m	200m
Section Times	1:19.92 [6] (0:11.59)	1:08.33 [7] (0:11.15)	0:57.18 [7] (0:11.38)	0:45.80 [6] (0:11.42)	0:34.38 [6] (0:11.29)	0:23.09 [5] (0:11.26)	0:11.83 [5] (0:11.83)
Average Speed [km/h]	46.5	64.6	63.4	63.2	63.5	63.8	60.8
Top Speed [km/h]	63.1	65.8	64.0	63.7	64.1	64.7	63.3
Avg. Dist. to Rail [m]	3.3	0.4	0.3	0.1	0.8	0.6	0.9
Avg. Stride Freq. [Hz]	2.2	2.3	2.3	2.3	2.3	2.3	2.3
Avg. Stride Length [m]	6.7	7.7	7.8	7.8	7.8	7.8	7.4



- [] Ranking at each section and finish
- .-.- No data available at this section
- NA No data available



Horse/Jockey Name	Beautantes
Final Rank	7
Fastest Section Time (Section)	0:10.88 (1200m)
Top Speed [km/h] (Section)	67.6 (1200m)
Race State	Finished



Doomben QLD Professional
Race 10: LADBROKES PUNTER ASSIST BENCHMARK 78
Handicap - 1350m

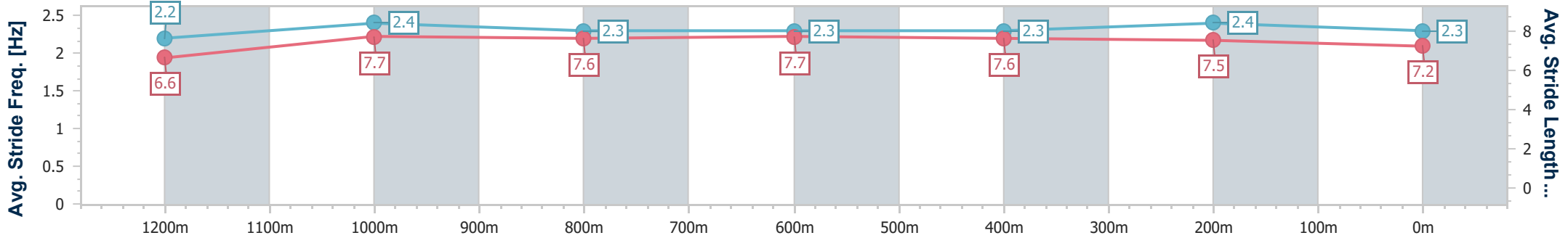
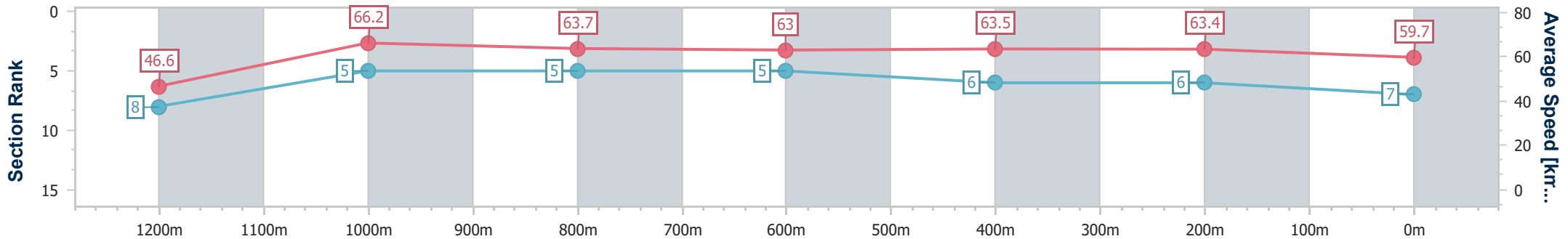
27 November 2024 - 17:24

Track Rating: Soft 5, Weather: Overcast, Rail Position: +0m Entire



BRISBANE
RACING CLUB

Section	Overall	1200m	1000m	800m	600m	400m	200m
Section Times	1:20.29 [7] (0:11.63)	1:08.66 [8] (0:10.88)	0:57.78 [5] (0:11.34)	0:46.44 [5] (0:11.57)	0:34.87 [5] (0:11.46)	0:23.41 [6] (0:11.37)	0:12.04 [6] (0:12.04)
Average Speed [km/h]	46.6	66.2	63.7	63.0	63.5	63.4	59.7
Top Speed [km/h]	65.5	67.6	64.9	64.8	65.0	65.1	62.5
Avg. Dist. to Rail [m]	10.6	2.7	1.6	1.9	2.1	2.7	4.6
Avg. Stride Freq. [Hz]	2.2	2.4	2.3	2.3	2.3	2.4	2.3
Avg. Stride Length [m]	6.6	7.7	7.6	7.7	7.6	7.5	7.2



- [] Ranking at each section and finish
- .-.- No data available at this section
- NA No data available



Horse/Jockey Name	Starry Eyes
Final Rank	8
Fastest Section Time (Section)	0:11.17 (400m)
Top Speed [km/h] (Section)	64.9 (1000m)
Race State	Finished



Doomben QLD Professional
 Race 10: LADBROKES PUNTER ASSIST BENCHMARK 78
 Handicap - 1350m

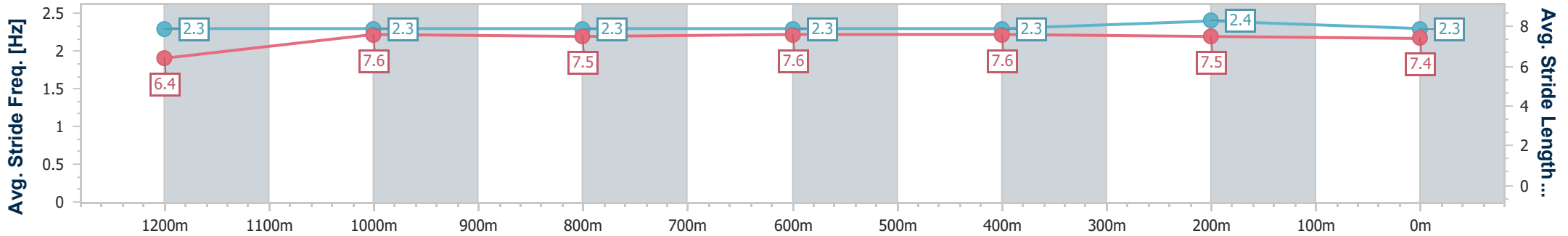
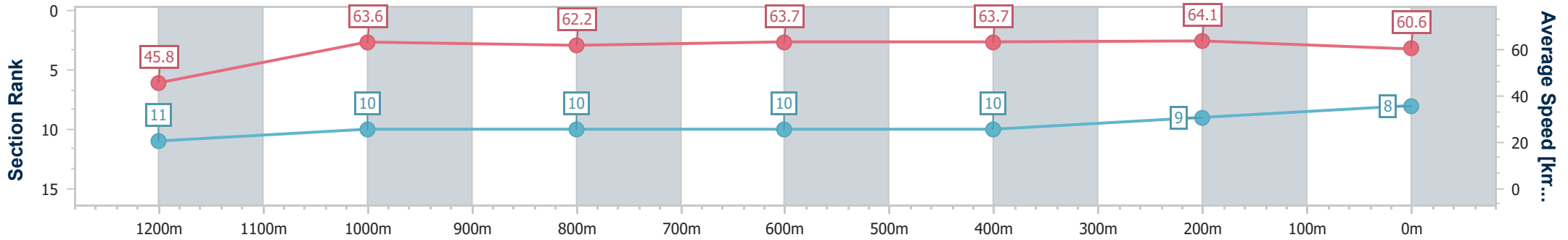
27 November 2024 - 17:24

Track Rating: Soft 5, Weather: Overcast, Rail Position: +0m Entire



BRISBANE
 RACING CLUB

Section	Overall	1200m	1000m	800m	600m	400m	200m
Section Times	1:20.34 [8] (0:11.81)	1:08.53 [11] (0:11.33)	0:57.20 [10] (0:11.56)	0:45.64 [10] (0:11.35)	0:34.29 [10] (0:11.21)	0:23.08 [10] (0:11.17)	0:11.91 [9] (0:11.91)
Average Speed [km/h]	45.8	63.6	62.2	63.7	63.7	64.1	60.6
Top Speed [km/h]	61.4	64.6	64.9	64.7	64.3	64.7	63.2
Avg. Dist. to Rail [m]	7.5	1.1	0.4	0.3	1.0	1.1	0.5
Avg. Stride Freq. [Hz]	2.3	2.3	2.3	2.3	2.3	2.4	2.3
Avg. Stride Length [m]	6.4	7.6	7.5	7.6	7.6	7.5	7.4



- [] Ranking at each section and finish
- .-.- No data available at this section
- NA No data available



Horse/Jockey Name	Brentwood
Final Rank	9
Fastest Section Time (Section)	0:10.97 (Overall)
Top Speed [km/h] (Section)	65.8 (1200m)
Race State	Finished



Doomben QLD Professional
 Race 10: LADBROKES PUNTER ASSIST BENCHMARK 78
 Handicap - 1350m

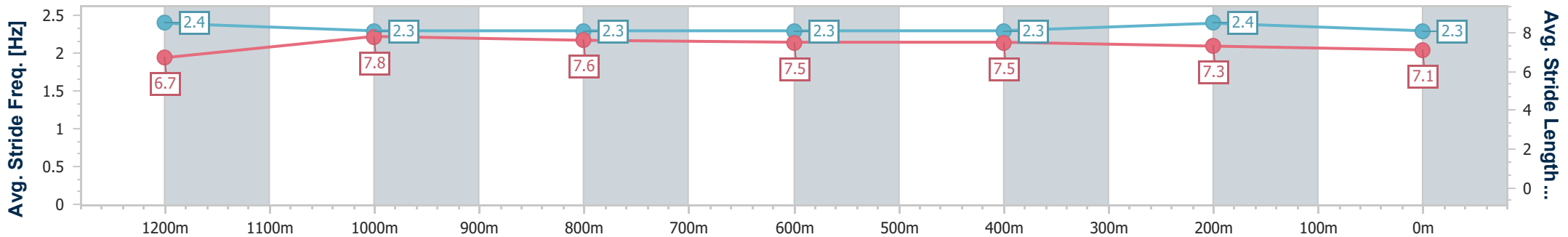
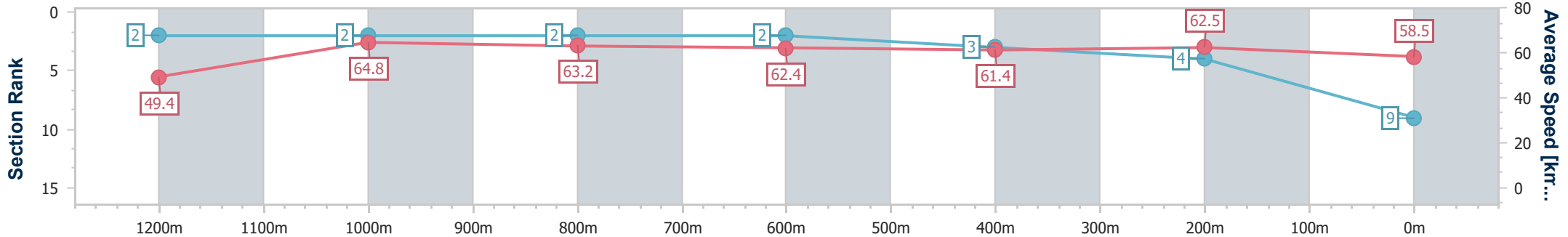
27 November 2024 - 17:24

Track Rating: Soft 5, Weather: Overcast, Rail Position: +0m Entire



BRISBANE
 RACING CLUB

Section	Overall	1200m	1000m	800m	600m	400m	200m
Section Times	1:20.38 [9] (0:10.97)	1:09.41 [2] (0:11.09)	0:58.32 [2] (0:11.37)	0:46.95 [2] (0:11.56)	0:35.39 [2] (0:11.63)	0:23.76 [3] (0:11.46)	0:12.30 [4] (0:12.30)
Average Speed [km/h]	49.4	64.8	63.2	62.4	61.4	62.5	58.5
Top Speed [km/h]	64.8	65.8	65.6	63.6	63.7	64.1	60.9
Avg. Dist. to Rail [m]	7.4	0.8	0.3	0.7	1.0	1.0	0.9
Avg. Stride Freq. [Hz]	2.4	2.3	2.3	2.3	2.3	2.4	2.3
Avg. Stride Length [m]	6.7	7.8	7.6	7.5	7.5	7.3	7.1



- [] Ranking at each section and finish
- .-.- No data available at this section
- NA No data available



Horse/Jockey Name	Tuqiri
Final Rank	10
Fastest Section Time (Section)	0:11.22 (1200m)
Top Speed [km/h] (Section)	65.9 (1200m)
Race State	Finished



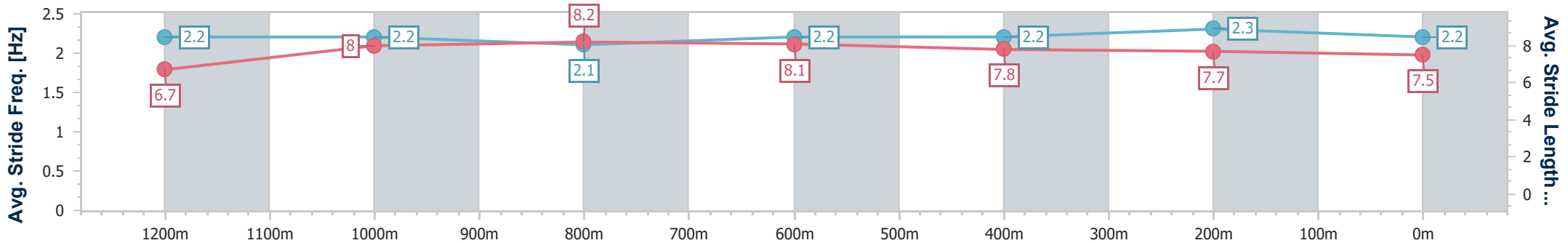
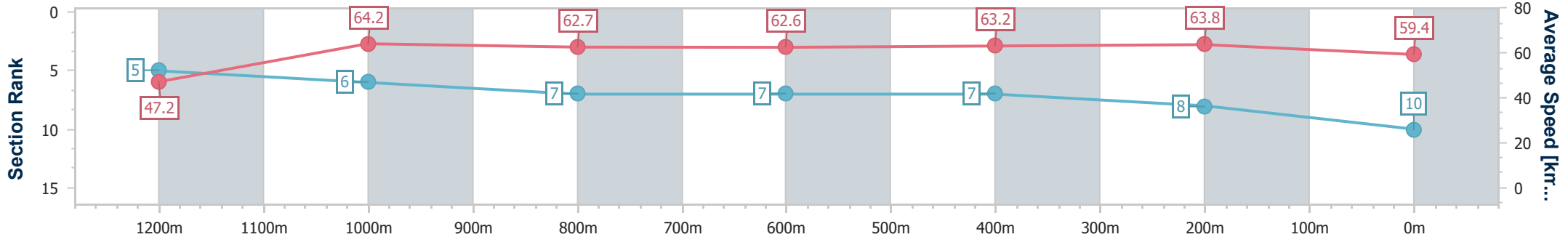
Doomben QLD Professional
Race 10: LADBROKES PUNTER ASSIST BENCHMARK 78
Handicap - 1350m
27 November 2024 - 17:24



BRISBANE
RACING CLUB

Track Rating: Soft 5, Weather: Overcast, Rail Position: +0m Entire

Section	Overall	1200m	1000m	800m	600m	400m	200m
Section Times	1:20.48 [10] (0:11.44)	1:09.04 [5] (0:11.22)	0:57.82 [6] (0:11.50)	0:46.32 [7] (0:11.48)	0:34.84 [7] (0:11.41)	0:23.43 [7] (0:11.33)	0:12.10 [8] (0:12.10)
Average Speed [km/h]	47.2	64.2	62.7	62.6	63.2	63.8	59.4
Top Speed [km/h]	62.1	65.9	63.9	63.4	64.2	64.7	63.0
Avg. Dist. to Rail [m]	4.3	1.2	0.8	0.3	0.2	2.6	5.8
Avg. Stride Freq. [Hz]	2.2	2.2	2.1	2.2	2.2	2.3	2.2
Avg. Stride Length [m]	6.7	8.0	8.2	8.1	7.8	7.7	7.5



- [] Ranking at each section and finish
- .-.- No data available at this section
- NA No data available



Horse/Jockey Name	Cacophonix
Final Rank	11
Fastest Section Time (Section)	0:11.23 (400m)
Top Speed [km/h] (Section)	65.5 (400m)
Race State	Finished



Doomben QLD Professional
Race 10: LADBROKES PUNTER ASSIST BENCHMARK 78
Handicap - 1350m

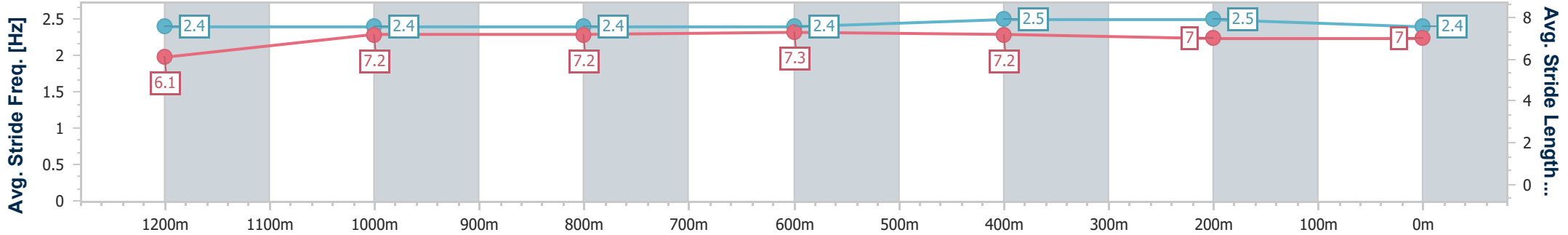
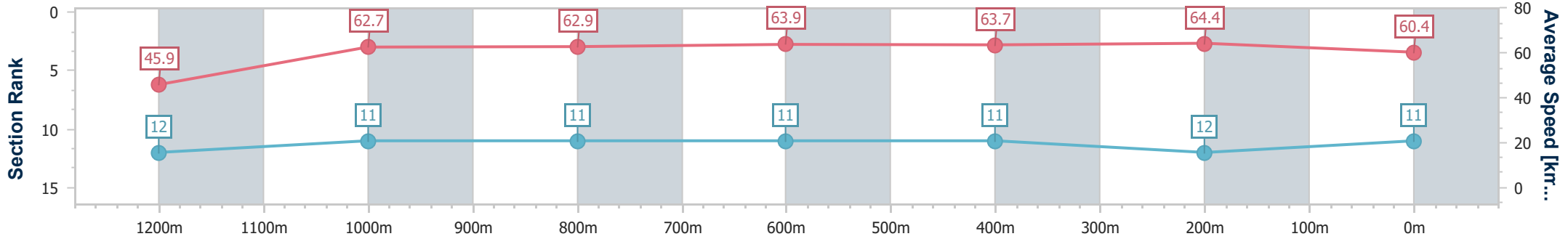
27 November 2024 - 17:24

Track Rating: Soft 5, Weather: Overcast, Rail Position: +0m Entire



BRISBANE
RACING CLUB

Section	Overall	1200m	1000m	800m	600m	400m	200m
Section Times	1:20.53 [11] (0:11.82)	1:08.71 [12] (0:11.48)	0:57.23 [11] (0:11.51)	0:45.72 [11] (0:11.28)	0:34.44 [11] (0:11.31)	0:23.13 [11] (0:11.23)	0:11.90 [12] (0:11.90)
Average Speed [km/h]	45.9	62.7	62.9	63.9	63.7	64.4	60.4
Top Speed [km/h]	61.9	63.5	64.1	64.4	64.4	65.5	64.1
Avg. Dist. to Rail [m]	9.6	2.0	1.5	0.3	0.5	3.2	6.5
Avg. Stride Freq. [Hz]	2.4	2.4	2.4	2.4	2.5	2.5	2.4
Avg. Stride Length [m]	6.1	7.2	7.2	7.3	7.2	7.0	7.0



- [] Ranking at each section and finish
- .-.- No data available at this section
- NA No data available



Horse/Jockey Name	Patton
Final Rank	12
Fastest Section Time (Section)	0:11.24 (400m)
Top Speed [km/h] (Section)	65.3 (400m)
Race State	Finished



Doomben QLD Professional
 Race 10: LADBROKES PUNTER ASSIST BENCHMARK 78
 Handicap - 1350m

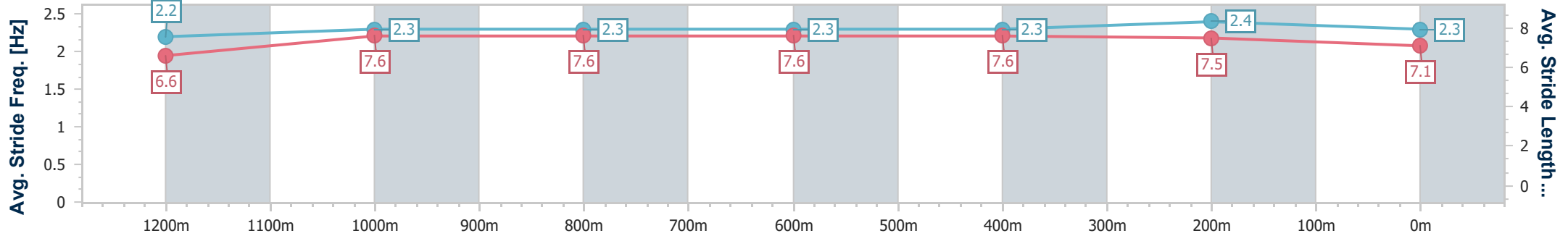
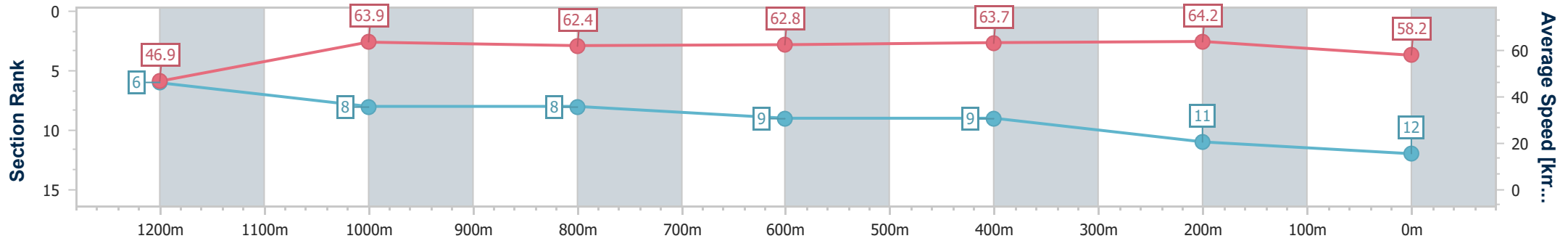
27 November 2024 - 17:24

Track Rating: Soft 5, Weather: Overcast, Rail Position: +0m Entire



BRISBANE
RACING CLUB

Section	Overall	1200m	1000m	800m	600m	400m	200m
Section Times	1:20.87 [12] (0:11.53)	1:09.34 [6] (0:11.31)	0:58.03 [8] (0:11.58)	0:46.45 [8] (0:11.51)	0:34.94 [9] (0:11.31)	0:23.63 [9] (0:11.24)	0:12.39 [11] (0:12.39)
Average Speed [km/h]	46.9	63.9	62.4	62.8	63.7	64.2	58.2
Top Speed [km/h]	61.7	65.2	64.9	63.7	64.8	65.3	62.8
Avg. Dist. to Rail [m]	5.7	1.4	1.5	1.0	0.3	1.3	2.2
Avg. Stride Freq. [Hz]	2.2	2.3	2.3	2.3	2.3	2.4	2.3
Avg. Stride Length [m]	6.6	7.6	7.6	7.6	7.6	7.5	7.1



- [] Ranking at each section and finish
- .-.- No data available at this section
- NA No data available