



Eagle Farm QLD Professional
Race 1: PORTLAND SKY FIRST CROP YEARLINGS @ WIDDEN QTIS Two
-Year-Old Handicap - 1200m
07 December 2024 - 12:14



BRISBANE
RACING CLUB

Track Rating: Soft 5, Weather: Fine, Rail Position: True

Section		Overall	1000m	800m	600m	400m	200m	Last 600m					
Field Times		1:11.67 (0:13.08)	0:58.59 (0:11.29)	0:47.30 (0:11.62)	0:35.68 (0:11.75)	0:23.93 (0:11.54)	0:12.39 (0:12.39)	0:35.68					
Rank	TAB Horse/Jockey	Barrier	Top Speed [km/h]	Fastest Section							Margin	Distance Travelled [m]	
1	9 FORMULA ROSSA Angela Jones	7	68.8	0:11.19	1:11.67 [1] (0:13.19)	0:58.48 [2] (0:11.19)	0:47.29 [2] (0:11.62)	0:35.67 [2] (0:11.74)	0:23.93 [1] (0:11.56)	0:12.37 [2] (0:12.37)	1:11.67	0:35.67	
2	4 MORTAL HALO Jag Guthmann-Chester	3	66.7	0:11.32	1:11.72 [2] (0:13.36)	0:58.36 [4] (0:11.32)	0:47.04 [4] (0:11.57)	0:35.47 [3] (0:11.68)	0:23.79 [3] (0:11.35)	0:12.44 [1] (0:12.44)	0.3L	0:35.47	-2
3	10 ZOU ZOU JENNIKA Taylor Marshall	2	66.0	0:11.21	1:11.77 [3] (0:14.01)	0:57.76 [10] (0:11.50)	0:46.26 [10] (0:11.52)	0:34.74 [10] (0:11.65)	0:23.09 [11] (0:11.21)	0:11.88 [8] (0:11.88)	0.57L	0:34.74	-4
4	3 COOL ARCHIE Martin Harley	10	66.2	0:11.18	1:11.77 [4] (0:13.64)	0:58.13 [7] (0:11.46)	0:46.67 [7] (0:11.61)	0:35.06 [8] (0:11.72)	0:23.34 [6] (0:11.18)	0:12.16 [4] (0:12.16)	0.58L	0:35.06	-1
5	1 LOCKYER James Orman	11	66.3	0:11.11	1:11.96 [5] (0:14.11)	0:57.85 [11] (0:11.66)	0:46.19 [11] (0:11.36)	0:34.83 [11] (0:11.35)	0:23.48 [9] (0:11.11)	0:12.37 [3] (0:12.37)	1.72L	0:34.83	-3
6	5 MR DEMOCRAT Damien Thornton	9	65.6	0:11.24	1:12.06 [6] (0:13.84)	0:58.22 [9] (0:11.59)	0:46.63 [9] (0:11.49)	0:35.14 [9] (0:11.57)	0:23.57 [10] (0:11.24)	0:12.33 [6] (0:12.33)	2.32L	0:35.14	+1
7	6 WANNABE BRUTAL Emily Lang	1	66.4	0:11.33	1:12.27 [7] (0:13.33)	0:58.94 [3] (0:11.33)	0:47.61 [3] (0:11.64)	0:35.97 [4] (0:11.79)	0:24.18 [4] (0:11.63)	0:12.55 [5] (0:12.55)	3.55L	0:35.97	-4
8	11 LOVEBUG Bailey Wheeler	5	65.9	0:11.39	1:12.32 [8] (0:13.47)	0:58.85 [5] (0:11.39)	0:47.46 [5] (0:11.71)	0:35.75 [6] (0:11.80)	0:23.95 [5] (0:11.75)	0:12.20 [10] (0:12.20)	3.85L	0:35.75	-5
9	2 ASTERN EFFORT Cejay Graham	6	66.3	0:11.37	1:12.35 [9] (0:13.81)	0:58.54 [8] (0:11.37)	0:47.17 [8] (0:11.53)	0:35.64 [7] (0:11.77)	0:23.87 [8] (0:11.41)	0:12.46 [9] (0:12.46)	4.03L	0:35.64	-5
10	8 MEET GEORGE Samantha Collett	4	68.4	0:11.29	1:13.61 [10] (0:13.08)	1:00.53 [1] (0:11.29)	0:49.24 [1] (0:11.62)	0:37.62 [1] (0:11.87)	0:25.75 [2] (0:11.88)	0:13.87 [7] (0:13.87)	11.41L	0:37.62	-5

[] Ranking at each section and finish
 -:-:- No data available at this section
 NA No data available

SCN Saddle cloth number
 DNF Did not finish
 DNT Did not track



Eagle Farm QLD Professional
Race 1: PORTLAND SKY FIRST CROP YEARLINGS @ WIDDEN QTIS Two
-Year-Old Handicap - 1200m
07 December 2024 - 12:14



Track Rating: Soft 5, Weather: Fine, Rail Position: True

Section	Overall	1000m	800m	600m	400m	200m	Last 600m
Field Times	1:11.67 (0:13.08)	0:58.59 (0:11.29)	0:47.30 (0:11.62)	0:35.68 (0:11.75)	0:23.93 (0:11.54)	0:12.39 (0:12.39)	0:35.68

Rank	TAB	Horse/Jockey	Barrier	Top Speed [km/h]	Fastest Section	Margin	Distance Travelled [m]
11	7	YOUMEANDDUPRE	8	67.1	0:11.28	12.86L	-8
		Mark Du Plessis		Overall	1000m		
					(0:13.86 [11])		
					(0:13.60)		
					(0:11.28)		
					(0:11.65)		
					(0:11.90)		
					(0:12.04)		
					(0:13.39)		

[] Ranking at each section and finish
 -:-:- No data available at this section
 NA No data available

SCN Saddle cloth number
 DNF Did not finish
 DNT Did not track



Horse/Jockey Name	Formula Rossa
Final Rank	1
Fastest Section Time (Section)	0:11.19 (1000m)
Top Speed [km/h] (Section)	68.8 (Overall)
Race State	Finished



Eagle Farm QLD Professional
 Race 1: PORTLAND SKY FIRST CROP YEARLINGS @ WIDDEN
 QTIS Two-Year-Old Handicap - 1200m

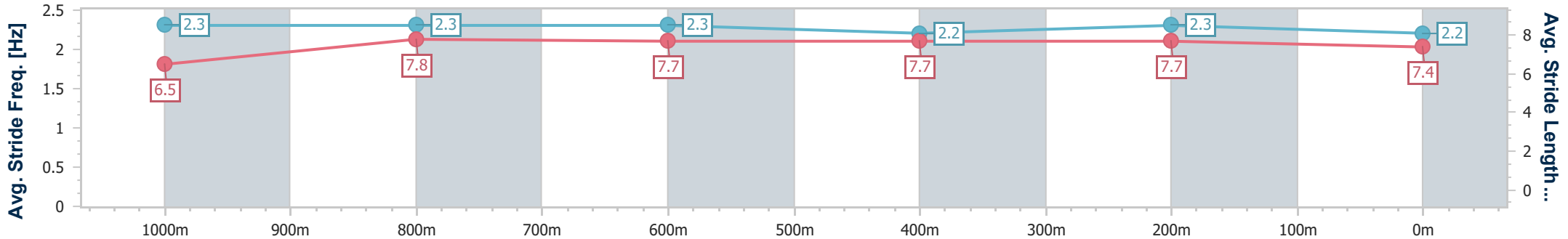
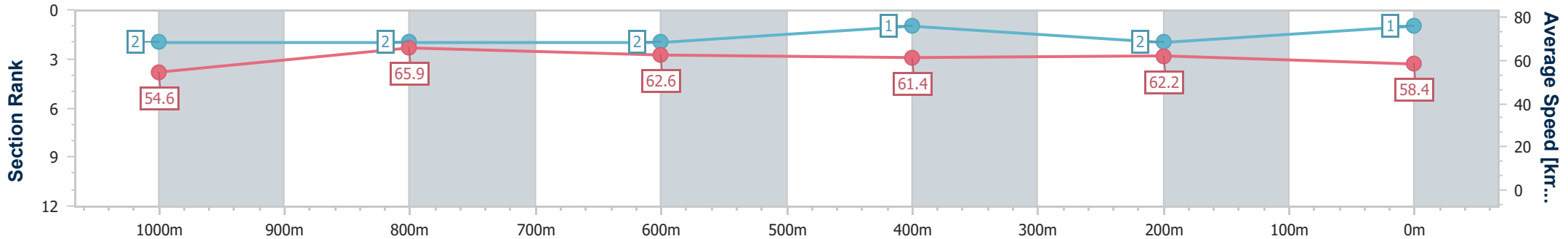


BRISBANE
 RACING CLUB

07 December 2024 - 12:14

Track Rating: Soft 5, Weather: Fine, Rail Position: True

Section	Overall	1000m	800m	600m	400m	200m
Section Times	1:11.67 [1] (0:13.19)	0:58.48 [2] (0:11.19)	0:47.29 [2] (0:11.62)	0:35.67 [2] (0:11.74)	0:23.93 [1] (0:11.56)	0:12.37 [2] (0:12.37)
Average Speed [km/h]	54.6	65.9	62.6	61.4	62.2	58.4
Top Speed [km/h]	68.8	68.3	63.4	62.3	62.8	62.0
Avg. Dist. to Rail [m]	4.5	4.0	2.9	0.5	2.8	3.6
Avg. Stride Freq. [Hz]	2.3	2.3	2.3	2.2	2.3	2.2
Avg. Stride Length [m]	6.5	7.8	7.7	7.7	7.7	7.4



- [] Ranking at each section and finish
- .-.- No data available at this section
- NA No data available



Horse/Jockey Name	Mortal Halo
Final Rank	2
Fastest Section Time (Section)	0:11.32 (1000m)
Top Speed [km/h] (Section)	66.7 (Overall)
Race State	Finished



Eagle Farm QLD Professional
 Race 1: PORTLAND SKY FIRST CROP YEARLINGS @ WIDDEN
 QTIS Two-Year-Old Handicap - 1200m

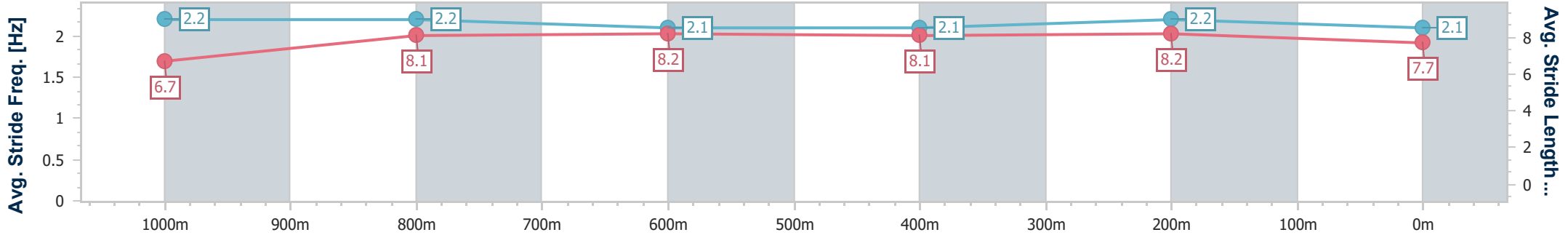
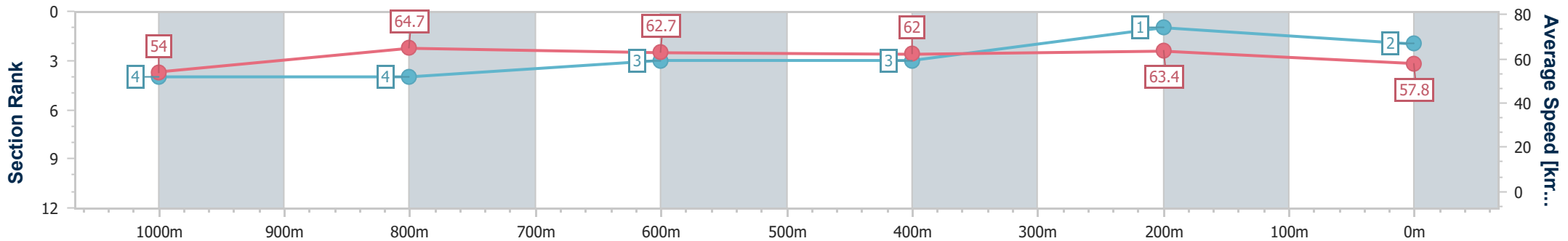


BRISBANE
 RACING CLUB

07 December 2024 - 12:14

Track Rating: Soft 5, Weather: Fine, Rail Position: True

Section	Overall	1000m	800m	600m	400m	200m
Section Times	1:11.72 [2] (0:13.36)	0:58.36 [4] (0:11.32)	0:47.04 [4] (0:11.57)	0:35.47 [3] (0:11.68)	0:23.79 [3] (0:11.35)	0:12.44 [1] (0:12.44)
Average Speed [km/h]	54.0	64.7	62.7	62.0	63.4	57.8
Top Speed [km/h]	66.7	66.3	63.5	64.2	64.3	61.7
Avg. Dist. to Rail [m]	2.4	3.0	1.8	1.2	4.6	4.8
Avg. Stride Freq. [Hz]	2.2	2.2	2.1	2.1	2.2	2.1
Avg. Stride Length [m]	6.7	8.1	8.2	8.1	8.2	7.7



- [] Ranking at each section and finish
- .-.- No data available at this section
- NA No data available



Horse/Jockey Name	Zou Zou Jennika
Final Rank	3
Fastest Section Time (Section)	0:11.21 (400m)
Top Speed [km/h] (Section)	66.0 (Overall)
Race State	Finished



Eagle Farm QLD Professional
 Race 1: PORTLAND SKY FIRST CROP YEARLINGS @ WIDDEN
 QTIS Two-Year-Old Handicap - 1200m

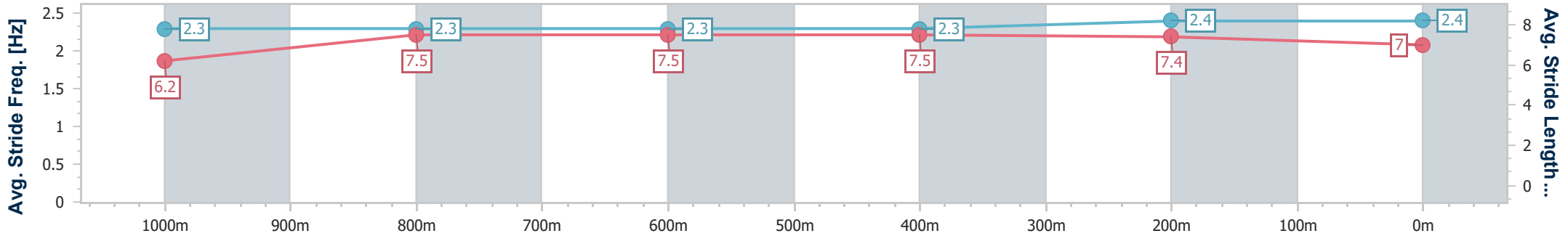
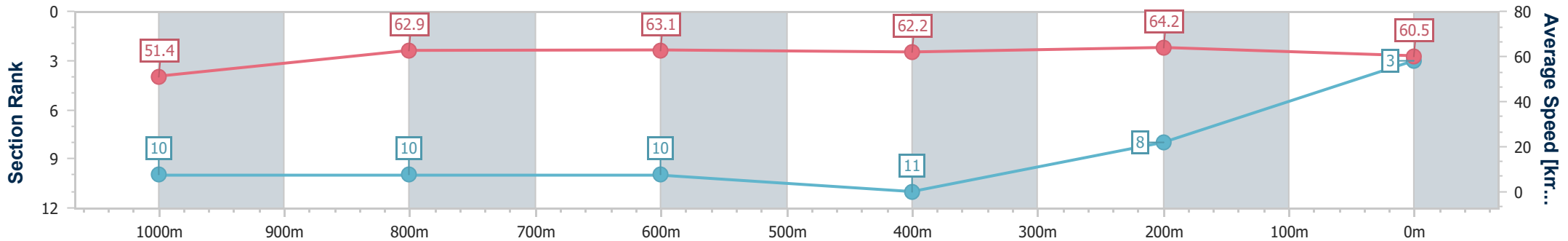


BRISBANE
 RACING CLUB

07 December 2024 - 12:14

Track Rating: Soft 5, Weather: Fine, Rail Position: True

Section	Overall	1000m	800m	600m	400m	200m
Section Times	1:11.77 [3] (0:14.01)	0:57.76 [10] (0:11.50)	0:46.26 [10] (0:11.52)	0:34.74 [10] (0:11.65)	0:23.09 [11] (0:11.21)	0:11.88 [8] (0:11.88)
Average Speed [km/h]	51.4	62.9	63.1	62.2	64.2	60.5
Top Speed [km/h]	66.0	64.9	64.8	63.9	65.2	63.4
Avg. Dist. to Rail [m]	0.9	1.3	2.2	0.8	5.4	7.7
Avg. Stride Freq. [Hz]	2.3	2.3	2.3	2.3	2.4	2.4
Avg. Stride Length [m]	6.2	7.5	7.5	7.5	7.4	7.0



- [] Ranking at each section and finish
- .-.- No data available at this section
- NA No data available



Horse/Jockey Name	Cool Archie
Final Rank	4
Fastest Section Time (Section)	0:11.18 (400m)
Top Speed [km/h] (Section)	66.2 (1000m)
Race State	Finished



Eagle Farm QLD Professional
 Race 1: PORTLAND SKY FIRST CROP YEARLINGS @ WIDDEN
 QTIS Two-Year-Old Handicap - 1200m

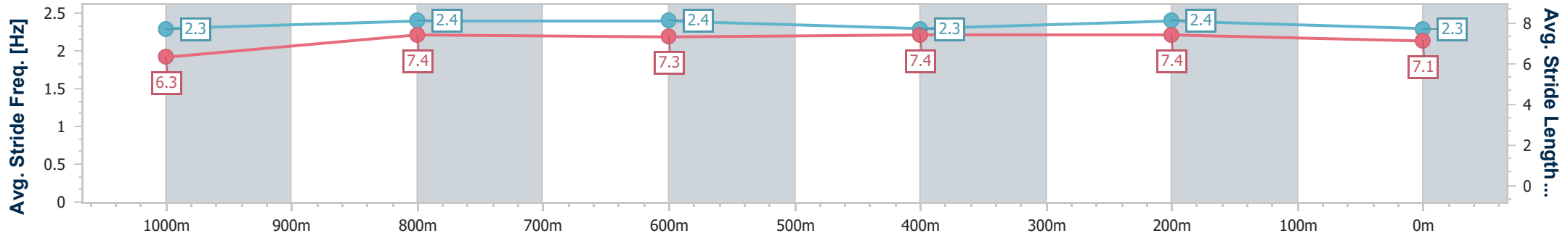
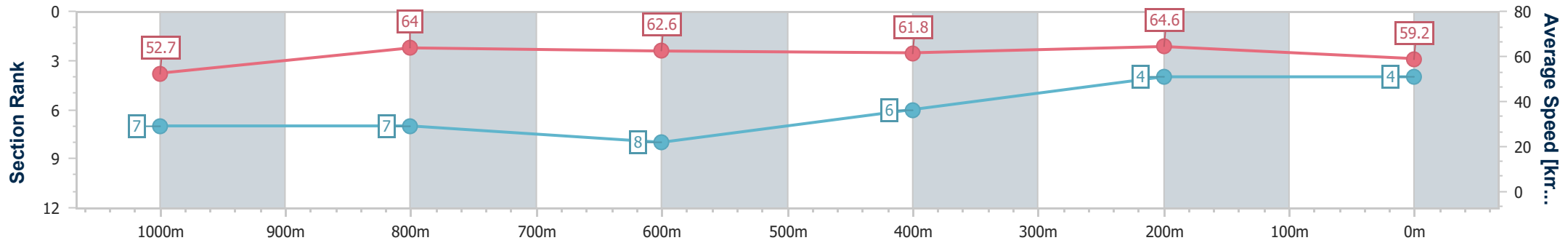


BRISBANE
 RACING CLUB

07 December 2024 - 12:14

Track Rating: Soft 5, Weather: Fine, Rail Position: True

Section	Overall	1000m	800m	600m	400m	200m
Section Times	1:11.77 [4] (0:13.64)	0:58.13 [7] (0:11.46)	0:46.67 [7] (0:11.61)	0:35.06 [8] (0:11.72)	0:23.34 [6] (0:11.18)	0:12.16 [4] (0:12.16)
Average Speed [km/h]	52.7	64.0	62.6	61.8	64.6	59.2
Top Speed [km/h]	65.4	66.2	64.8	64.2	65.4	63.1
Avg. Dist. to Rail [m]	7.2	3.1	2.6	1.2	4.4	2.9
Avg. Stride Freq. [Hz]	2.3	2.4	2.4	2.3	2.4	2.3
Avg. Stride Length [m]	6.3	7.4	7.3	7.4	7.4	7.1



- [] Ranking at each section and finish
- .-.- No data available at this section
- NA No data available



Horse/Jockey Name	Lockyer
Final Rank	5
Fastest Section Time (Section)	0:11.11 (400m)
Top Speed [km/h] (Section)	66.3 (400m)
Race State	Finished



Eagle Farm QLD Professional
 Race 1: PORTLAND SKY FIRST CROP YEARLINGS @ WIDDEN
 QTIS Two-Year-Old Handicap - 1200m

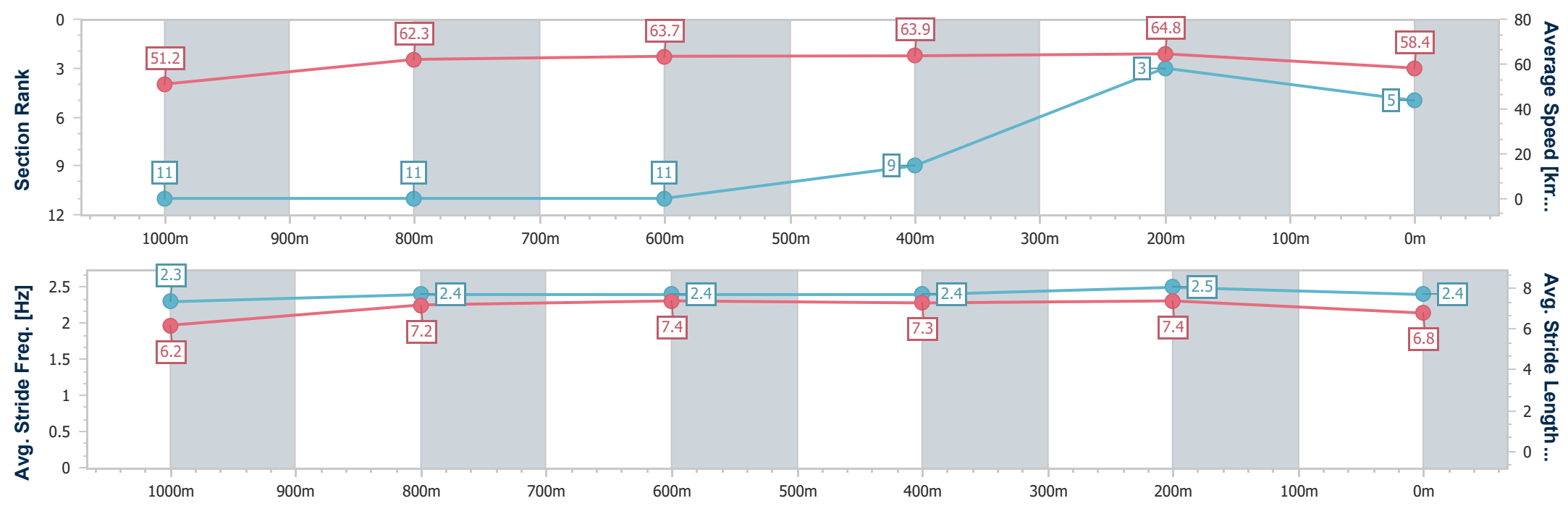


BRISBANE
RACING CLUB

07 December 2024 - 12:14

Track Rating: Soft 5, Weather: Fine, Rail Position: True

Section	Overall	1000m	800m	600m	400m	200m
Section Times	1:11.96 [5] (0:14.11)	0:57.85 [11] (0:11.66)	0:46.19 [11] (0:11.36)	0:34.83 [11] (0:11.35)	0:23.48 [9] (0:11.11)	0:12.37 [3] (0:12.37)
Average Speed [km/h]	51.2	62.3	63.7	63.9	64.8	58.4
Top Speed [km/h]	64.3	65.3	65.8	65.2	66.3	62.9
Avg. Dist. to Rail [m]	6.9	1.8	0.8	1.9	7.3	6.6
Avg. Stride Freq. [Hz]	2.3	2.4	2.4	2.4	2.5	2.4
Avg. Stride Length [m]	6.2	7.2	7.4	7.3	7.4	6.8





Horse/Jockey Name	Mr Democrat
Final Rank	6
Fastest Section Time (Section)	0:11.24 (400m)
Top Speed [km/h] (Section)	65.6 (Overall)
Race State	Finished



Eagle Farm QLD Professional
 Race 1: PORTLAND SKY FIRST CROP YEARLINGS @ WIDDEN
 QTIS Two-Year-Old Handicap - 1200m

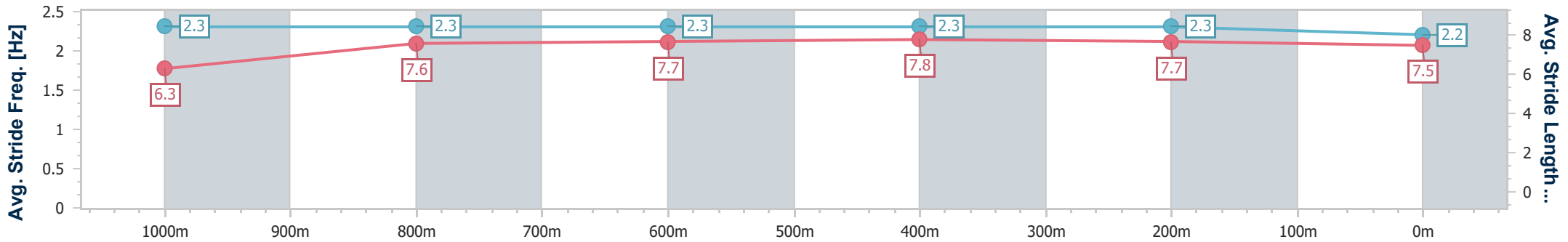
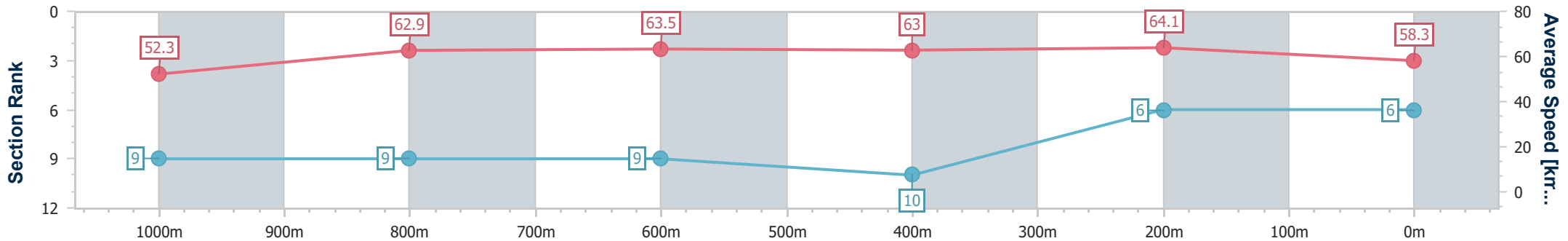


BRISBANE
 RACING CLUB

07 December 2024 - 12:14

Track Rating: Soft 5, Weather: Fine, Rail Position: True

Section	Overall	1000m	800m	600m	400m	200m
Section Times	1:12.06 [6] (0:13.84)	0:58.22 [9] (0:11.59)	0:46.63 [9] (0:11.49)	0:35.14 [9] (0:11.57)	0:23.57 [10] (0:11.24)	0:12.33 [6] (0:12.33)
Average Speed [km/h]	52.3	62.9	63.5	63.0	64.1	58.3
Top Speed [km/h]	65.6	65.1	65.6	64.6	65.4	62.3
Avg. Dist. to Rail [m]	6.3	2.6	3.2	2.5	6.5	4.5
Avg. Stride Freq. [Hz]	2.3	2.3	2.3	2.3	2.3	2.2
Avg. Stride Length [m]	6.3	7.6	7.7	7.8	7.7	7.5



- [] Ranking at each section and finish
- .-.- No data available at this section
- NA No data available



Horse/Jockey Name	Wannabe Brutal
Final Rank	7
Fastest Section Time (Section)	0:11.33 (1000m)
Top Speed [km/h] (Section)	66.4 (Overall)
Race State	Finished



Eagle Farm QLD Professional
 Race 1: PORTLAND SKY FIRST CROP YEARLINGS @ WIDDEN
 QTIS Two-Year-Old Handicap - 1200m

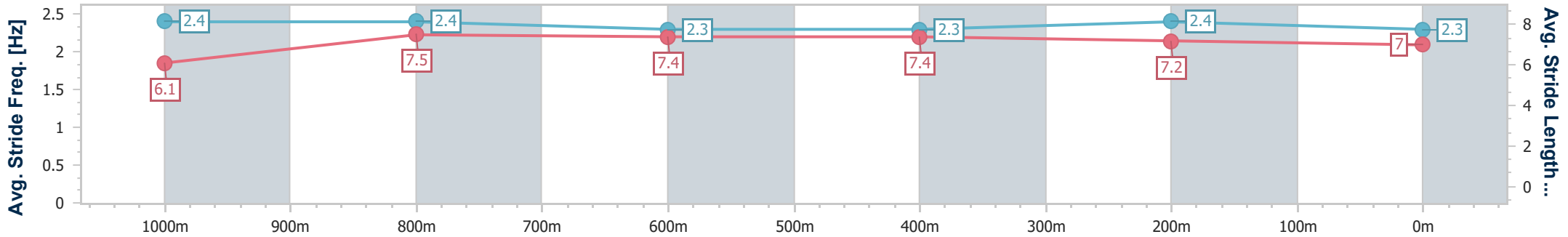
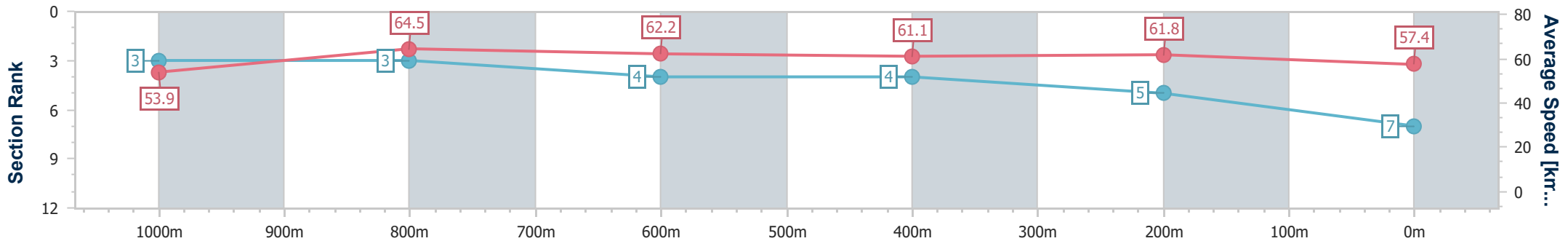


BRISBANE
 RACING CLUB

07 December 2024 - 12:14

Track Rating: Soft 5, Weather: Fine, Rail Position: True

Section	Overall	1000m	800m	600m	400m	200m
Section Times	1:12.27 [7] (0:13.33)	0:58.94 [3] (0:11.33)	0:47.61 [3] (0:11.64)	0:35.97 [4] (0:11.79)	0:24.18 [4] (0:11.63)	0:12.55 [5] (0:12.55)
Average Speed [km/h]	53.9	64.5	62.2	61.1	61.8	57.4
Top Speed [km/h]	66.4	65.9	63.3	61.6	62.4	61.1
Avg. Dist. to Rail [m]	1.3	2.0	1.9	0.5	1.5	0.6
Avg. Stride Freq. [Hz]	2.4	2.4	2.3	2.3	2.4	2.3
Avg. Stride Length [m]	6.1	7.5	7.4	7.4	7.2	7.0



- [] Ranking at each section and finish
- .-.- No data available at this section
- NA No data available



Horse/Jockey Name	Lovebug
Final Rank	8
Fastest Section Time (Section)	0:11.39 (1000m)
Top Speed [km/h] (Section)	65.9 (1000m)
Race State	Finished



Eagle Farm QLD Professional
 Race 1: PORTLAND SKY FIRST CROP YEARLINGS @ WIDDEN
 QTIS Two-Year-Old Handicap - 1200m

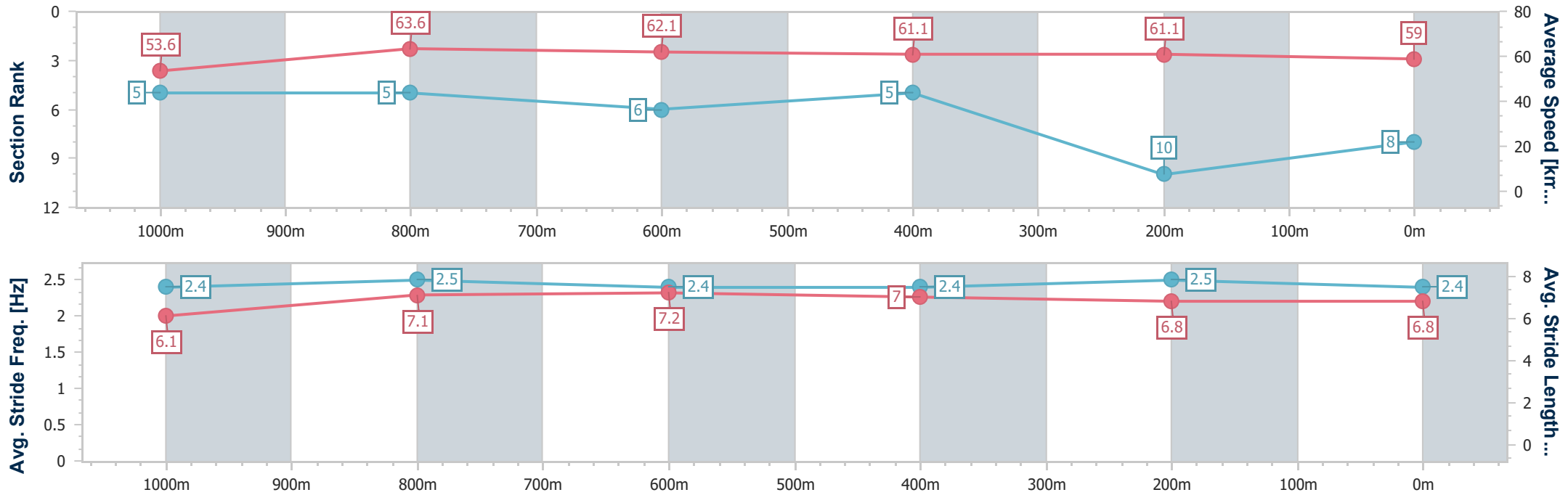


BRISBANE
 RACING CLUB

07 December 2024 - 12:14

Track Rating: Soft 5, Weather: Fine, Rail Position: True

Section	Overall	1000m	800m	600m	400m	200m
Section Times	1:12.32 [8] (0:13.47)	0:58.85 [5] (0:11.39)	0:47.46 [5] (0:11.71)	0:35.75 [6] (0:11.80)	0:23.95 [5] (0:11.75)	0:12.20 [10] (0:12.20)
Average Speed [km/h]	53.6	63.6	62.1	61.1	61.1	59.0
Top Speed [km/h]	65.3	65.9	63.6	63.3	61.9	61.5
Avg. Dist. to Rail [m]	3.2	1.7	1.5	0.3	2.2	2.2
Avg. Stride Freq. [Hz]	2.4	2.5	2.4	2.4	2.5	2.4
Avg. Stride Length [m]	6.1	7.1	7.2	7.0	6.8	6.8



- [] Ranking at each section and finish
- .-.- No data available at this section
- NA No data available



Horse/Jockey Name	Astern Effort
Final Rank	9
Fastest Section Time (Section)	0:11.37 (1000m)
Top Speed [km/h] (Section)	66.3 (Overall)
Race State	Finished



Eagle Farm QLD Professional
 Race 1: PORTLAND SKY FIRST CROP YEARLINGS @ WIDDEN
 QTIS Two-Year-Old Handicap - 1200m

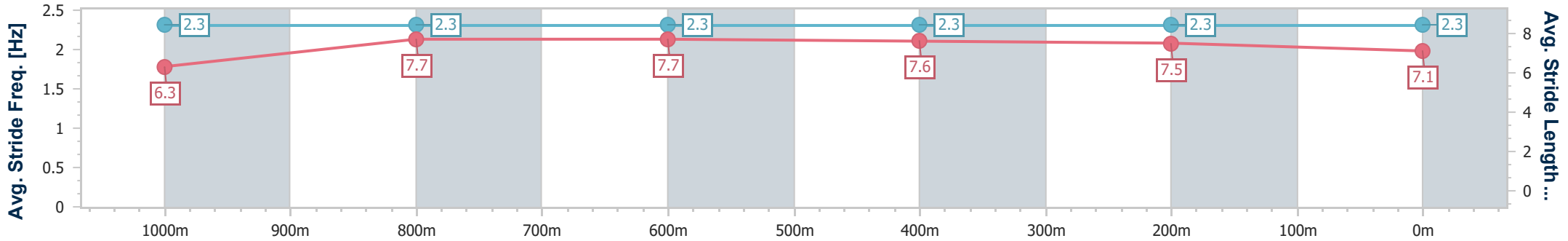
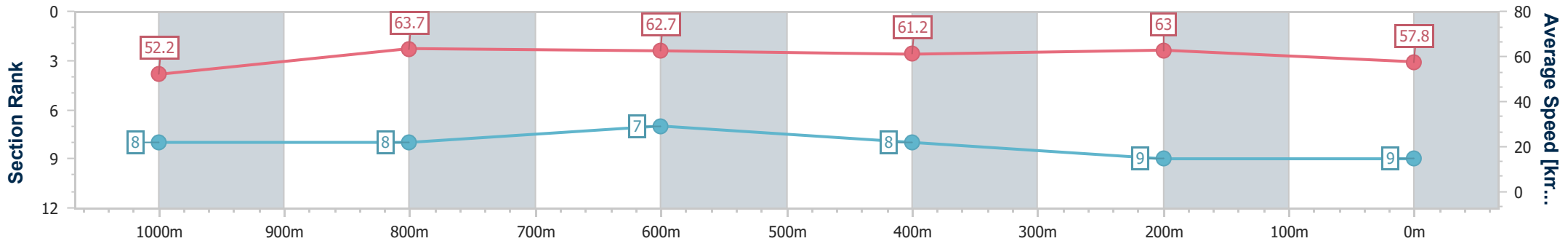


BRISBANE
 RACING CLUB

07 December 2024 - 12:14

Track Rating: Soft 5, Weather: Fine, Rail Position: True

Section	Overall	1000m	800m	600m	400m	200m
Section Times	1:12.35 [9] (0:13.81)	0:58.54 [8] (0:11.37)	0:47.17 [8] (0:11.53)	0:35.64 [7] (0:11.77)	0:23.87 [8] (0:11.41)	0:12.46 [9] (0:12.46)
Average Speed [km/h]	52.2	63.7	62.7	61.2	63.0	57.8
Top Speed [km/h]	66.3	65.6	64.9	62.0	64.1	61.3
Avg. Dist. to Rail [m]	3.2	1.0	1.0	0.3	1.0	0.3
Avg. Stride Freq. [Hz]	2.3	2.3	2.3	2.3	2.3	2.3
Avg. Stride Length [m]	6.3	7.7	7.7	7.6	7.5	7.1



- [] Ranking at each section and finish
- .-.- No data available at this section
- NA No data available



Horse/Jockey Name	Meet George
Final Rank	10
Fastest Section Time (Section)	0:11.29 (1000m)
Top Speed [km/h] (Section)	68.4 (Overall)
Race State	Finished



Eagle Farm QLD Professional
 Race 1: PORTLAND SKY FIRST CROP YEARLINGS @ WIDDEN
 QTIS Two-Year-Old Handicap - 1200m

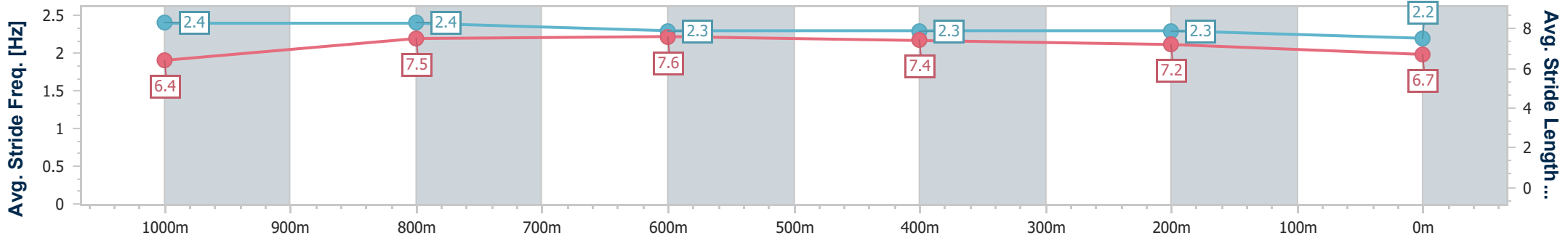
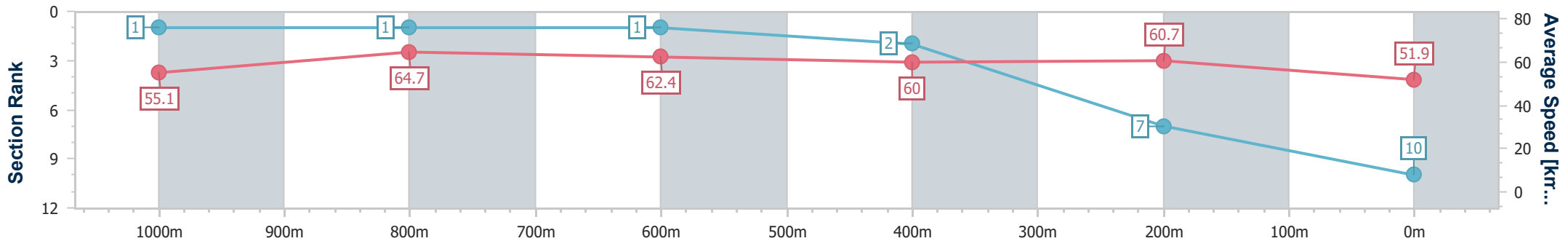


BRISBANE
 RACING CLUB

07 December 2024 - 12:14

Track Rating: Soft 5, Weather: Fine, Rail Position: True

Section	Overall	1000m	800m	600m	400m	200m
Section Times	1:13.61 [10] (0:13.08)	1:00.53 [1] (0:11.29)	0:49.24 [1] (0:11.62)	0:37.62 [1] (0:11.87)	0:25.75 [2] (0:11.88)	0:13.87 [7] (0:13.87)
Average Speed [km/h]	55.1	64.7	62.4	60.0	60.7	51.9
Top Speed [km/h]	68.4	67.7	63.2	61.8	62.9	56.8
Avg. Dist. to Rail [m]	2.8	2.8	1.1	1.7	1.1	0.8
Avg. Stride Freq. [Hz]	2.4	2.4	2.3	2.3	2.3	2.2
Avg. Stride Length [m]	6.4	7.5	7.6	7.4	7.2	6.7



- [] Ranking at each section and finish
- .-.- No data available at this section
- NA No data available



Horse/Jockey Name	Youmeanddupre
Final Rank	11
Fastest Section Time (Section)	0:11.28 (1000m)
Top Speed [km/h] (Section)	67.1 (Overall)
Race State	Finished



Eagle Farm QLD Professional
 Race 1: PORTLAND SKY FIRST CROP YEARLINGS @ WIDDEN
 QTIS Two-Year-Old Handicap - 1200m

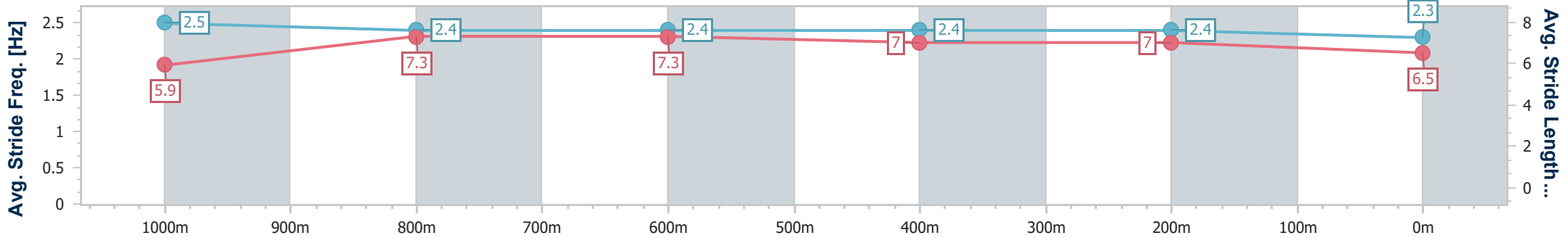
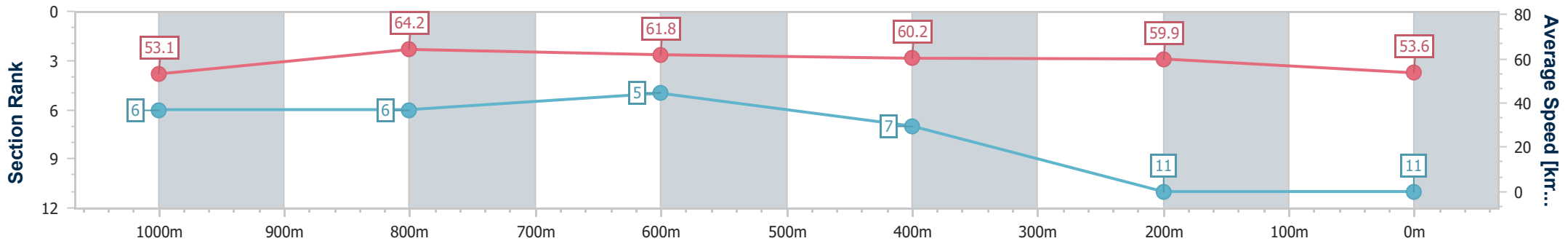


BRISBANE
 RACING CLUB

07 December 2024 - 12:14

Track Rating: Soft 5, Weather: Fine, Rail Position: True

Section	Overall	1000m	800m	600m	400m	200m
Section Times	1:13.86 [11] (0:13.60)	1:00.26 [6] (0:11.28)	0:48.98 [6] (0:11.65)	0:37.33 [5] (0:11.90)	0:25.43 [7] (0:12.04)	0:13.39 [11] (0:13.39)
Average Speed [km/h]	53.1	64.2	61.8	60.2	59.9	53.6
Top Speed [km/h]	67.1	65.9	63.0	61.7	61.1	57.3
Avg. Dist. to Rail [m]	4.1	1.2	0.8	1.5	2.2	1.2
Avg. Stride Freq. [Hz]	2.5	2.4	2.4	2.4	2.4	2.3
Avg. Stride Length [m]	5.9	7.3	7.3	7.0	7.0	6.5



- [] Ranking at each section and finish
- .-.- No data available at this section
- NA No data available



Eagle Farm QLD Professional

Race 2: NOVA 106.9 BENCHMARK 70 Handicap - 1800m

07 December 2024 - 12:48



BRISBANE
RACING CLUB

Track Rating: Soft 5, Weather: Fine, Rail Position: True

Section		Overall	1600m	1400m	1200m	1000m	800m	600m	Last 600m					
Field Times		1:50.09 (0:14.12)	1:35.97 (0:11.38)	1:24.59 (0:11.81)	1:12.78 (0:12.50)	1:00.28 (0:12.69)	0:47.59 (0:12.38)	0:35.21 (0:11.86)	0:35.21					
Rank	TAB Horse/Jockey	Barrier	Top Speed [km/h]	Fastest Section										Distance Travelled [m]
1	9 INDY ROSE WARRIOR Michael Rodd	11	67.4 600m	0:10.97 400m	1:50.09 [1] (0:15.03)	1:35.06 [10] (0:12.07)	1:22.99 [11] (0:11.77)	1:11.22 [11] (0:12.32)	0:58.90 [11] (0:12.66)	0:46.24 [11] (0:12.33)	0:33.91 [11] (0:11.39)	0:33.91		
2	11 JEALOUS Mark Du Plessis	8	64.9 400m	0:11.23 400m	1:50.18 [2] (0:14.58)	1:35.60 [7] (0:11.78)	1:23.82 [7] (0:11.73)	1:12.09 [7] (0:12.46)	0:59.63 [7] (0:12.68)	0:46.95 [7] (0:12.30)	0:34.65 [7] (0:11.62)	0:34.65	-1	
3	5 THESECONDATPORTSEA Damien Thornton	9	66.0 600m	0:11.18 400m	1:50.49 [3] (0:14.87)	1:35.62 [9] (0:11.91)	1:23.71 [9] (0:11.79)	1:11.92 [9] (0:12.36)	0:59.56 [9] (0:12.61)	0:46.95 [10] (0:12.27)	0:34.68 [9] (0:11.66)	0:34.68	-4	
3	14 WHO ORDERED DAFISH Cejay Graham	7	65.9 400m	0:11.16 400m	1:50.49 [3] (0:14.51)	1:35.98 [6] (0:11.91)	1:24.07 [8] (0:11.80)	1:12.27 [8] (0:12.47)	0:59.80 [8] (0:12.66)	0:47.14 [8] (0:12.34)	0:34.80 [8] (0:11.58)	0:34.80	+1	
5	6 LUDOVISI James Orman	3	64.8 400m	0:11.37 400m	1:50.51 [5] (0:14.18)	1:36.33 [2] (0:11.54)	1:24.79 [3] (0:11.92)	1:12.87 [4] (0:12.51)	1:00.36 [4] (0:12.70)	0:47.66 [4] (0:12.33)	0:35.33 [4] (0:11.79)	0:35.33	-2	
6	4 READY AZZ EVA Vlad Duric	5	65.1 400m	0:11.29 400m	1:50.78 [6] (0:14.58)	1:36.20 [7] (0:11.67)	1:24.53 [5] (0:11.78)	1:12.75 [5] (0:12.42)	1:00.33 [5] (0:12.66)	0:47.67 [6] (0:12.24)	0:35.43 [6] (0:11.67)	0:35.43	-5	
7	15 PIREONTI Tahlia Fenlon	10	64.8 1600m	0:11.47 1600m	1:50.81 [7] (0:14.18)	1:36.63 [3] (0:11.47)	1:25.16 [2] (0:11.76)	1:13.40 [2] (0:12.54)	1:00.86 [2] (0:12.57)	0:48.29 [2] (0:12.36)	0:35.93 [1] (0:11.86)	0:35.93	+4	
8	7 MISS CHENERY Andrew Mallyon	1	63.6 400m	0:11.50 400m	1:51.31 [8] (0:14.44)	1:36.87 [5] (0:11.81)	1:25.06 [6] (0:11.79)	1:13.27 [6] (0:12.41)	1:00.86 [6] (0:12.51)	0:48.35 [5] (0:12.36)	0:35.99 [5] (0:11.78)	0:35.99	-14	
9	8 EL PENSADOR Kyle Wilson-Taylor	6	64.9 400m	0:11.32 400m	1:51.66 [9] (0:15.06)	1:36.60 [11] (0:11.80)	1:24.80 [10] (0:11.80)	1:13.00 [10] (0:12.35)	1:00.65 [10] (0:12.53)	0:48.12 [9] (0:12.32)	0:35.80 [10] (0:11.59)	0:35.80	-7	
10	1 CHERBOURG Jasper Franklin	4	65.2 1600m	0:11.38 1600m	1:51.67 [10] (0:14.12)	1:37.55 [1] (0:11.38)	1:26.17 [1] (0:11.81)	1:14.36 [1] (0:12.50)	1:01.86 [1] (0:12.69)	0:49.17 [1] (0:12.38)	0:36.79 [2] (0:11.98)	0:36.79	-5	

Scratched: Original Glaze (#3), Wanda's Outlaw (#13), Ichiban (#10), Outburst (#12)

[] Ranking at each section and finish
 -:-:- No data available at this section
 NA No data available

SCN Saddle cloth number
 DNF Did not finish
 DNT Did not track



Eagle Farm QLD Professional

Race 2: NOVA 106.9 BENCHMARK 70 Handicap - 1800m

07 December 2024 - 12:48



BRISBANE
RACING CLUB

Track Rating: Soft 5, Weather: Fine, Rail Position: True

Section	Overall	1600m	1400m	1200m	1000m	800m	600m	Last 600m
Field Times	1:50.09 (0:14.12)	1:35.97 (0:11.38)	1:24.59 (0:11.81)	1:12.78 (0:12.50)	1:00.28 (0:12.69)	0:47.59 (0:12.38)	0:35.21 (0:11.86)	0:35.21

Rank	TAB	Horse/Jockey	Barrier	Top Speed [km/h]	Fastest Section	Overall	1600m	1400m	1200m	1000m	800m	600m	Last 600m	Distance Travelled [m]
11	2	THE HUNGARIAN	2	64.8	0:11.56	1:52.14 [11]	1:37.88 [4]	1:26.32 [4]	1:14.55 [3]	1:02.05 [3]	0:49.48 [3]	0:37.18 [3]	0:37.18	-9
		Cody Collis		Overall	1600m	(0:14.26)	(0:11.56)	(0:11.77)	(0:12.50)	(0:12.57)	(0:12.30)	(0:12.13)		

Scratched: Original Glaze (#3), Wanda's Outlaw (#13), Ichiban (#10), Outburst (#12)

[] Ranking at each section and finish
 -:-:- No data available at this section
 NA No data available

SCN Saddle cloth number
 DNF Did not finish
 DNT Did not track



Eagle Farm QLD Professional

Race 2: NOVA 106.9 BENCHMARK 70 Handicap - 1800m

07 December 2024 - 12:48



BRISBANE
RACING CLUB

Track Rating: Soft 5, Weather: Fine, Rail Position: True

Section				400m	200m			Last 600m		
Field Times				0:23.35 (0:11.57)	0:11.78 (0:11.78)			0:35.21		
Rank	TAB	Horse/Jockey	Barrier	Top Speed [km/h]	Fastest Section	Margin			Distance Travelled [m]	
1	9	INDY ROSE WARRIOR Michael Rodd	11	67.4 600m	0:10.97 400m	0:22.52 [11] (0:10.97)	0:11.55 [6] (0:11.55)	1:50.09	0:33.91	
2	11	JEALOUS Mark Du Plessis	8	64.9 400m	0:11.23 400m	0:23.03 [7] (0:11.23)	0:11.80 [3] (0:11.80)	0.5L	0:34.65	-1
3	5	THESECONDATPORTSEA Damien Thornton	9	66.0 600m	0:11.18 400m	0:23.02 [10] (0:11.18)	0:11.84 [8] (0:11.84)	2.36L	0:34.68	-4
3	14	WHO ORDERED DAFISH Cejay Graham	7	65.9 400m	0:11.16 400m	0:23.22 [8] (0:11.16)	0:12.06 [4] (0:12.06)	2.36L	0:34.80	+1
5	6	LUDOVISI James Orman	3	64.8 400m	0:11.37 400m	0:23.54 [3] (0:11.37)	0:12.17 [2] (0:12.17)	2.46L	0:35.33	-2
6	4	READY AZZ EVA Vlad Duric	5	65.1 400m	0:11.29 400m	0:23.76 [4] (0:11.29)	0:12.47 [1] (0:12.47)	4.05L	0:35.43	-5
7	15	PIREONTI Tahlia Fenlon	10	64.8 1600m	0:11.47 1600m	0:24.07 [1] (0:11.71)	0:12.36 [5] (0:12.36)	4.23L	0:35.93	+4
8	7	MISS CHENERY Andrew Mallyon	1	63.6 400m	0:11.50 400m	0:24.21 [6] (0:11.50)	0:12.71 [7] (0:12.71)	7.15L	0:35.99	-14
9	8	EL PENSADOR Kyle Wilson-Taylor	6	64.9 400m	0:11.32 400m	0:24.21 [9] (0:11.32)	0:12.89 [10] (0:12.89)	9.24L	0:35.80	-7
10	1	CHERBOURG Jasper Franklin	4	65.2 1600m	0:11.38 1600m	0:24.81 [2] (0:11.90)	0:12.91 [9] (0:12.91)	9.3L	0:36.79	-5

Scratched: Original Glaze (#3), Wanda's Outlaw (#13), Ichiban (#10), Outburst (#12)

Report Created: Sat 7 December 2024 13:06 GMT+ (Note: Timing is based on position data)

Page 3/15

[] Ranking at each section and finish
 -:-:- No data available at this section
 NA No data available

SCN Saddle cloth number
 DNF Did not finish
 DNT Did not track

data processed by  TRIPLESDATA



Eagle Farm QLD Professional

Race 2: NOVA 106.9 BENCHMARK 70 Handicap - 1800m

07 December 2024 - 12:48



BRISBANE
RACING CLUB

Track Rating: Soft 5, Weather: Fine, Rail Position: True

Section	400m		200m		Last 600m					
Field Times	0:23.35 (0:11.57)	0:11.78 (0:11.78)			0:35.21					
Rank	TAB	Horse/Jockey	Barrier	Top Speed [km/h]	Fastest Section	Margin	Distance Travelled [m]			
11	2	THE HUNGARIAN	2	64.8	0:11.56	0:25.05 [5]	0:13.03 [11]	12.04L	0:37.18	-9
		Cody Collis		Overall	1600m	(0:12.02)	(0:13.03)			

Scratched: Original Glaze (#3), Wanda's Outlaw (#13), Ichiban (#10), Outburst (#12)

[] Ranking at each section and finish
 -:-:- No data available at this section
 NA No data available

SCN Saddle cloth number
 DNF Did not finish
 DNT Did not track



Horse/Jockey Name	Indy Rose Warrior
Final Rank	1
Fastest Section Time (Section)	0:10.97 (400m)
Top Speed [km/h] (Section)	67.4 (600m)
Race State	Finished

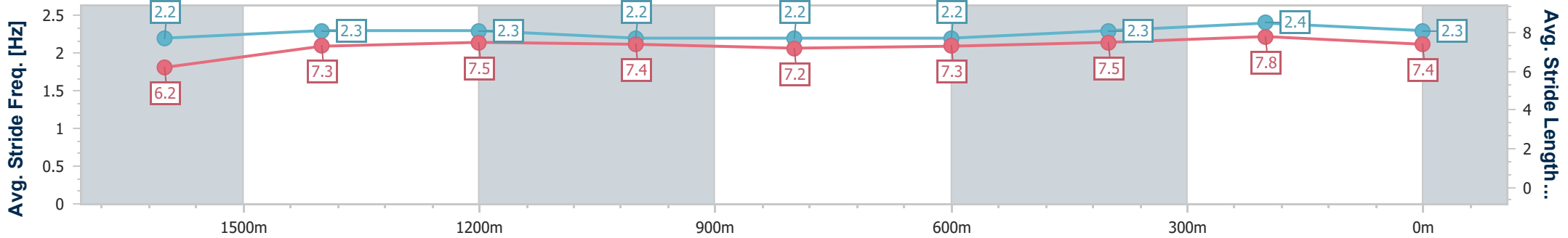
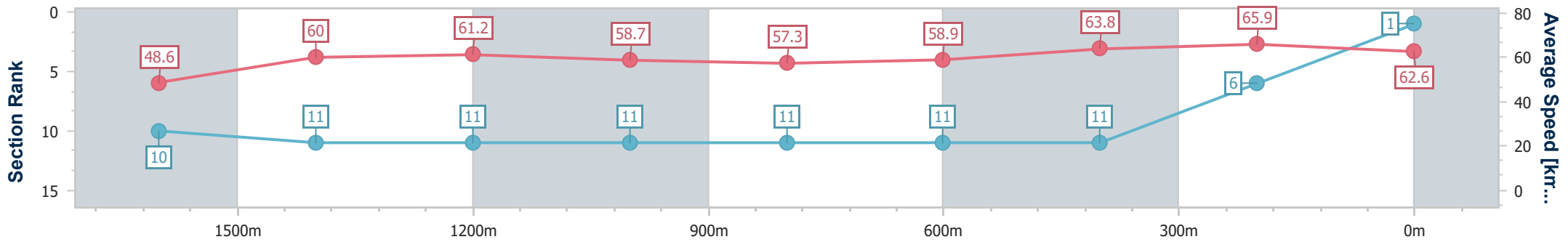


Eagle Farm QLD Professional
 Race 2: NOVA 106.9 BENCHMARK 70 Handicap - 1800m
 07 December 2024 - 12:48
 Track Rating: Soft 5, Weather: Fine, Rail Position: True



BRISBANE
RACING CLUB

Section	Overall	1600m	1400m	1200m	1000m	800m	600m	400m	200m
Section Times	1:50.09 [1] (0:15.03)	1:35.06 [10] (0:12.07)	1:22.99 [11] (0:11.77)	1:11.22 [11] (0:12.32)	0:58.90 [11] (0:12.66)	0:46.24 [11] (0:12.33)	0:33.91 [11] (0:11.39)	0:22.52 [11] (0:10.97)	0:11.55 [6] (0:11.55)
Average Speed [km/h]	48.6	60.0	61.2	58.7	57.3	58.9	63.8	65.9	62.6
Top Speed [km/h]	62.0	62.3	62.6	59.7	59.9	60.2	67.4	67.3	64.9
Avg. Dist. to Rail [m]	6.6	2.1	2.8	2.6	1.8	1.5	2.5	9.2	11.7
Avg. Stride Freq. [Hz]	2.2	2.3	2.3	2.2	2.2	2.2	2.3	2.4	2.3
Avg. Stride Length [m]	6.2	7.3	7.5	7.4	7.2	7.3	7.5	7.8	7.4



- [] Ranking at each section and finish
- .-.- No data available at this section
- NA No data available



Horse/Jockey Name	Jealous
Final Rank	2
Fastest Section Time (Section)	0:11.23 (400m)
Top Speed [km/h] (Section)	64.9 (400m)
Race State	Finished

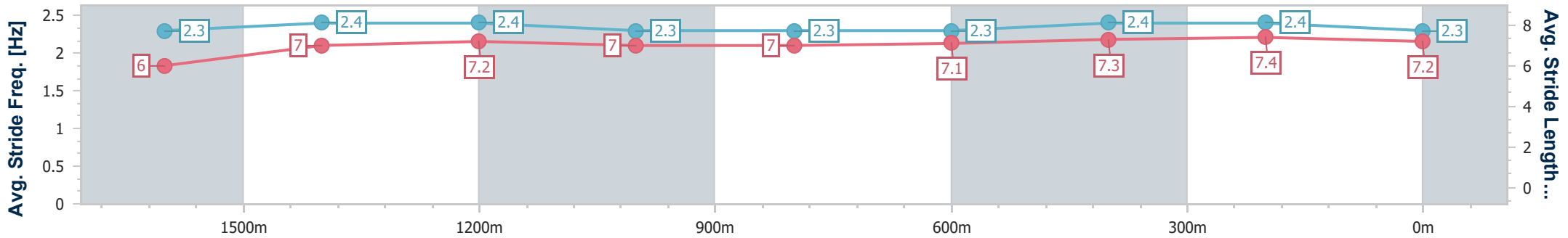
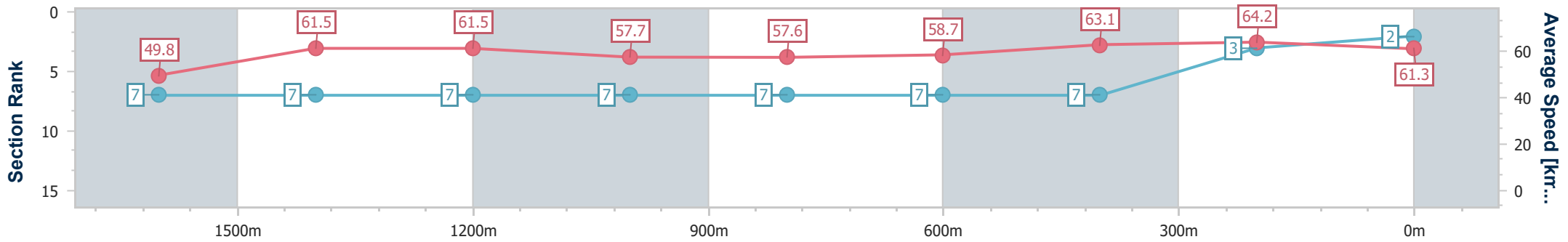


Eagle Farm QLD Professional
 Race 2: NOVA 106.9 BENCHMARK 70 Handicap - 1800m
 07 December 2024 - 12:48
 Track Rating: Soft 5, Weather: Fine, Rail Position: True



BRISBANE
RACING CLUB

Section	Overall	1600m	1400m	1200m	1000m	800m	600m	400m	200m
Section Times	1:50.18 [2] (0:14.58)	1:35.60 [7] (0:11.78)	1:23.82 [7] (0:11.73)	1:12.09 [7] (0:12.46)	0:59.63 [7] (0:12.68)	0:46.95 [7] (0:12.30)	0:34.65 [7] (0:11.62)	0:23.03 [7] (0:11.23)	0:11.80 [3] (0:11.80)
Average Speed [km/h]	49.8	61.5	61.5	57.7	57.6	58.7	63.1	64.2	61.3
Top Speed [km/h]	61.8	62.4	63.2	59.6	58.5	59.9	64.8	64.9	62.9
Avg. Dist. to Rail [m]	4.9	1.6	2.2	2.6	2.5	1.0	3.4	7.7	6.9
Avg. Stride Freq. [Hz]	2.3	2.4	2.4	2.3	2.3	2.3	2.4	2.4	2.3
Avg. Stride Length [m]	6.0	7.0	7.2	7.0	7.0	7.1	7.3	7.4	7.2



- [] Ranking at each section and finish
- .-.- No data available at this section
- NA No data available



Horse/Jockey Name	Thesecondatportsea
Final Rank	3
Fastest Section Time (Section)	0:11.18 (400m)
Top Speed [km/h] (Section)	66.0 (600m)
Race State	Finished

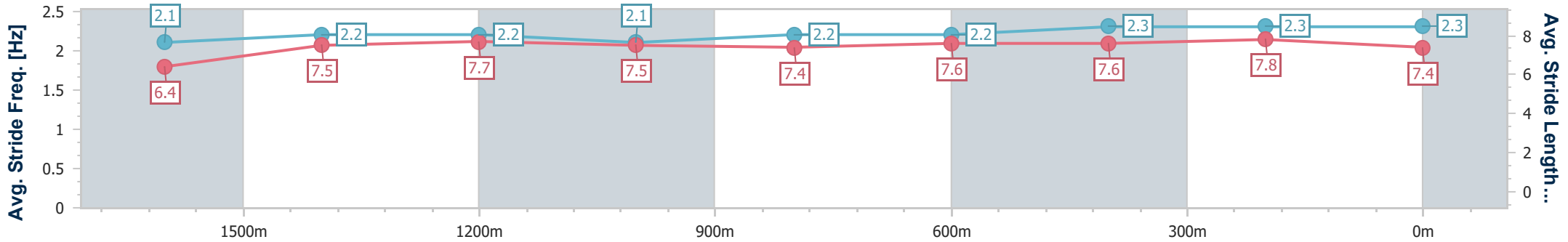
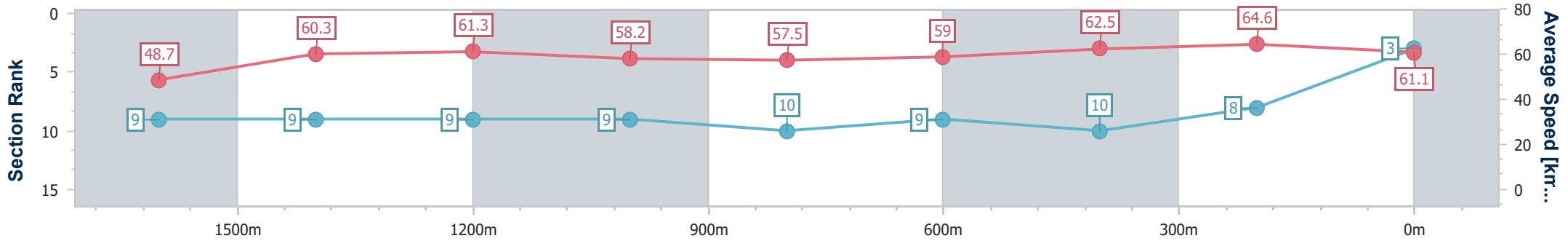


Eagle Farm QLD Professional
 Race 2: NOVA 106.9 BENCHMARK 70 Handicap - 1800m
 07 December 2024 - 12:48
 Track Rating: Soft 5, Weather: Fine, Rail Position: True



BRISBANE
RACING CLUB

Section	Overall	1600m	1400m	1200m	1000m	800m	600m	400m	200m
Section Times	1:50.49 [3] (0:14.87)	1:35.62 [9] (0:11.91)	1:23.71 [9] (0:11.79)	1:11.92 [9] (0:12.36)	0:59.56 [9] (0:12.61)	0:46.95 [10] (0:12.27)	0:34.68 [9] (0:11.66)	0:23.02 [10] (0:11.18)	0:11.84 [8] (0:11.84)
Average Speed [km/h]	48.7	60.3	61.3	58.2	57.5	59.0	62.5	64.6	61.1
Top Speed [km/h]	61.5	61.9	62.4	59.3	59.9	59.7	66.0	65.7	62.9
Avg. Dist. to Rail [m]	5.3	0.3	0.5	1.2	1.1	1.0	3.1	8.8	11.6
Avg. Stride Freq. [Hz]	2.1	2.2	2.2	2.1	2.2	2.2	2.3	2.3	2.3
Avg. Stride Length [m]	6.4	7.5	7.7	7.5	7.4	7.6	7.6	7.8	7.4



- [] Ranking at each section and finish
- .-.- No data available at this section
- NA No data available



Horse/Jockey Name	Who Ordered Dafish
Final Rank	3
Fastest Section Time (Section)	0:11.16 (400m)
Top Speed [km/h] (Section)	65.9 (400m)
Race State	Finished

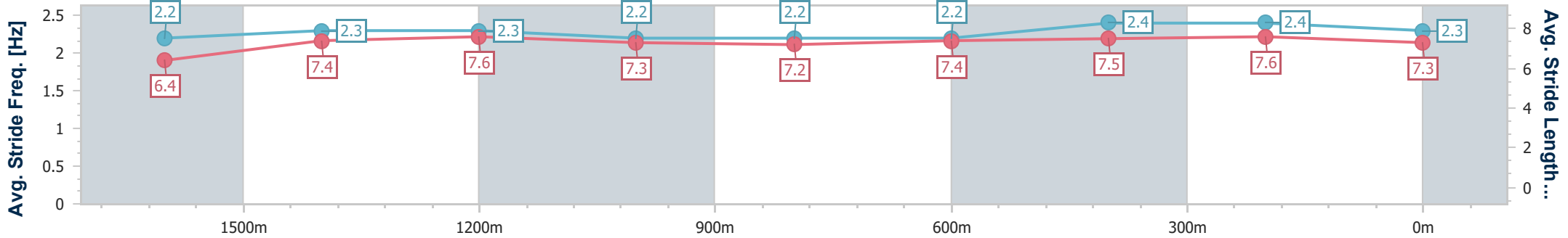
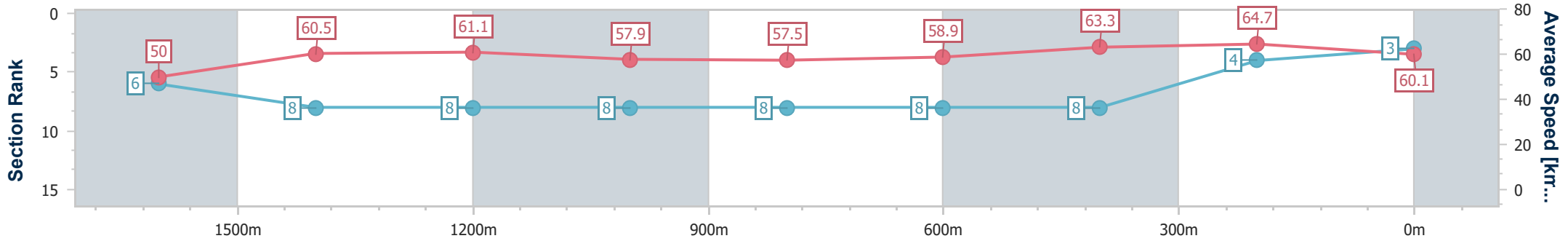


Eagle Farm QLD Professional
 Race 2: NOVA 106.9 BENCHMARK 70 Handicap - 1800m
 07 December 2024 - 12:48
 Track Rating: Soft 5, Weather: Fine, Rail Position: True



BRISBANE
RACING CLUB

Section	Overall	1600m	1400m	1200m	1000m	800m	600m	400m	200m
Section Times	1:50.49 [3] (0:14.51)	1:35.98 [6] (0:11.91)	1:24.07 [8] (0:11.80)	1:12.27 [8] (0:12.47)	0:59.80 [8] (0:12.66)	0:47.14 [8] (0:12.34)	0:34.80 [8] (0:11.58)	0:23.22 [8] (0:11.16)	0:12.06 [4] (0:12.06)
Average Speed [km/h]	50.0	60.5	61.1	57.9	57.5	58.9	63.3	64.7	60.1
Top Speed [km/h]	60.8	62.3	62.8	59.4	59.1	60.6	65.5	65.9	62.2
Avg. Dist. to Rail [m]	4.4	0.7	1.1	2.3	2.3	2.2	4.0	8.5	10.2
Avg. Stride Freq. [Hz]	2.2	2.3	2.3	2.2	2.2	2.2	2.4	2.4	2.3
Avg. Stride Length [m]	6.4	7.4	7.6	7.3	7.2	7.4	7.5	7.6	7.3



- [] Ranking at each section and finish
- .-.- No data available at this section
- NA No data available



Horse/Jockey Name	Ludovisi
Final Rank	5
Fastest Section Time (Section)	0:11.37 (400m)
Top Speed [km/h] (Section)	64.8 (400m)
Race State	Finished

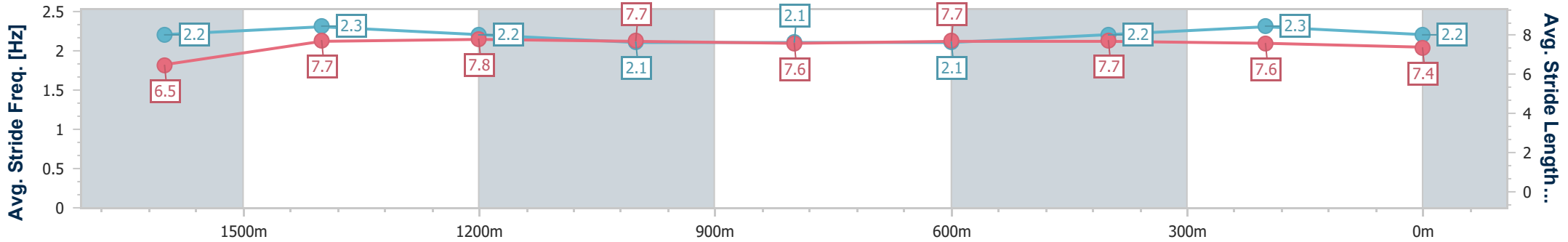
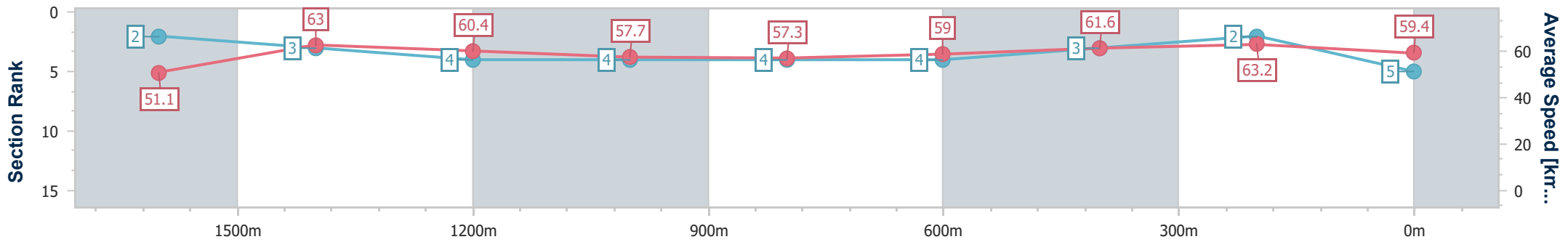


Eagle Farm QLD Professional
 Race 2: NOVA 106.9 BENCHMARK 70 Handicap - 1800m
 07 December 2024 - 12:48
 Track Rating: Soft 5, Weather: Fine, Rail Position: True



BRISBANE
RACING CLUB

Section	Overall	1600m	1400m	1200m	1000m	800m	600m	400m	200m
Section Times	1:50.51 [5] (0:14.18)	1:36.33 [2] (0:11.54)	1:24.79 [3] (0:11.92)	1:12.87 [4] (0:12.51)	1:00.36 [4] (0:12.70)	0:47.66 [4] (0:12.33)	0:35.33 [4] (0:11.79)	0:23.54 [3] (0:11.37)	0:12.17 [2] (0:12.17)
Average Speed [km/h]	51.1	63.0	60.4	57.7	57.3	59.0	61.6	63.2	59.4
Top Speed [km/h]	63.5	63.8	63.5	59.1	58.6	60.1	63.2	64.8	61.7
Avg. Dist. to Rail [m]	3.0	2.7	2.5	2.4	2.3	1.7	1.9	6.8	8.8
Avg. Stride Freq. [Hz]	2.2	2.3	2.2	2.1	2.1	2.1	2.2	2.3	2.2
Avg. Stride Length [m]	6.5	7.7	7.8	7.7	7.6	7.7	7.7	7.6	7.4



- [] Ranking at each section and finish
- .-.- No data available at this section
- NA No data available



Horse/Jockey Name	Ready Azz Eva
Final Rank	6
Fastest Section Time (Section)	0:11.29 (400m)
Top Speed [km/h] (Section)	65.1 (400m)
Race State	Finished

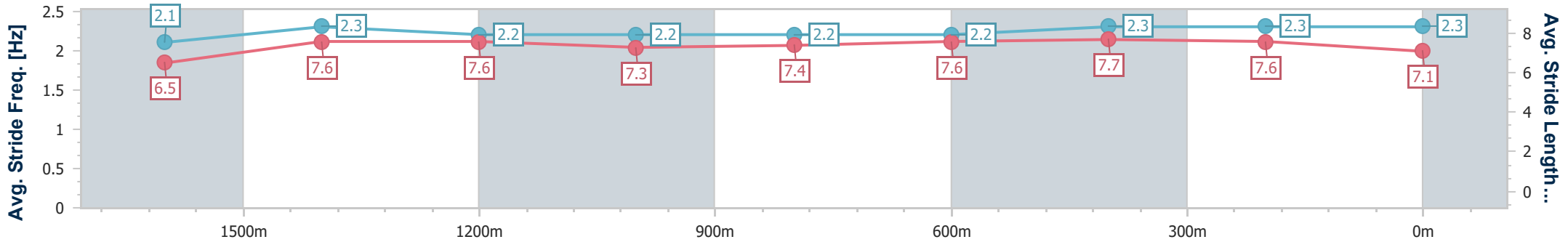
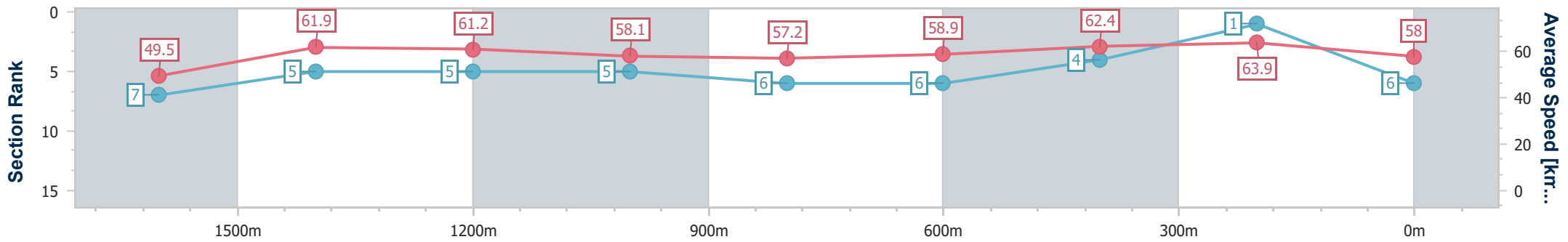


Eagle Farm QLD Professional
 Race 2: NOVA 106.9 BENCHMARK 70 Handicap - 1800m
 07 December 2024 - 12:48
 Track Rating: Soft 5, Weather: Fine, Rail Position: True



BRISBANE
RACING CLUB

Section	Overall	1600m	1400m	1200m	1000m	800m	600m	400m	200m
Section Times	1:50.78 [6] (0:14.58)	1:36.20 [7] (0:11.67)	1:24.53 [5] (0:11.78)	1:12.75 [5] (0:12.42)	1:00.33 [5] (0:12.66)	0:47.67 [6] (0:12.24)	0:35.43 [6] (0:11.67)	0:23.76 [4] (0:11.29)	0:12.47 [1] (0:12.47)
Average Speed [km/h]	49.5	61.9	61.2	58.1	57.2	58.9	62.4	63.9	58.0
Top Speed [km/h]	62.9	63.1	63.3	60.5	58.0	61.0	64.1	65.1	62.3
Avg. Dist. to Rail [m]	2.9	1.1	2.4	2.4	1.0	0.5	2.4	7.8	7.7
Avg. Stride Freq. [Hz]	2.1	2.3	2.2	2.2	2.2	2.2	2.3	2.3	2.3
Avg. Stride Length [m]	6.5	7.6	7.6	7.3	7.4	7.6	7.7	7.6	7.1



- [] Ranking at each section and finish
- .-.- No data available at this section
- NA No data available



Horse/Jockey Name	Pireonti
Final Rank	7
Fastest Section Time (Section)	0:11.47 (1600m)
Top Speed [km/h] (Section)	64.8 (1600m)
Race State	Finished

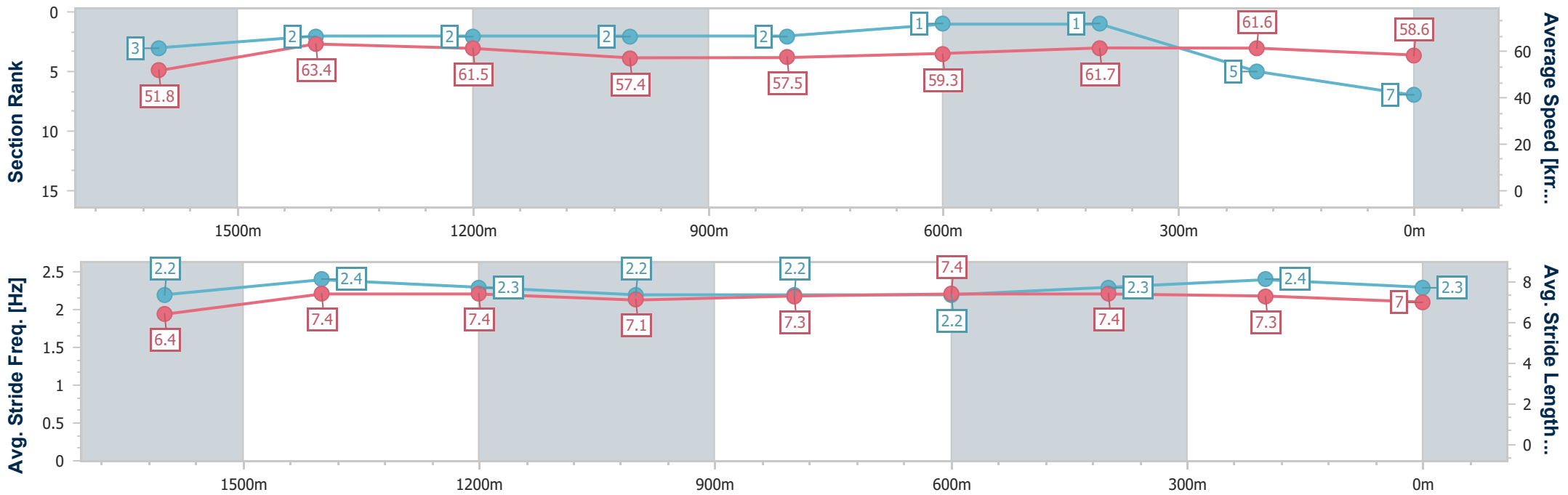


Eagle Farm QLD Professional
 Race 2: NOVA 106.9 BENCHMARK 70 Handicap - 1800m
 07 December 2024 - 12:48
 Track Rating: Soft 5, Weather: Fine, Rail Position: True



BRISBANE
RACING CLUB

Section	Overall	1600m	1400m	1200m	1000m	800m	600m	400m	200m
Section Times	1:50.81 [7] (0:14.18)	1:36.63 [3] (0:11.47)	1:25.16 [2] (0:11.76)	1:13.40 [2] (0:12.54)	1:00.86 [2] (0:12.57)	0:48.29 [2] (0:12.36)	0:35.93 [1] (0:11.86)	0:24.07 [1] (0:11.71)	0:12.36 [5] (0:12.36)
Average Speed [km/h]	51.8	63.4	61.5	57.4	57.5	59.3	61.7	61.6	58.6
Top Speed [km/h]	62.4	64.8	64.2	58.8	59.1	60.7	63.2	62.8	61.1
Avg. Dist. to Rail [m]	7.3	3.3	2.0	1.2	1.1	2.7	4.3	7.6	7.4
Avg. Stride Freq. [Hz]	2.2	2.4	2.3	2.2	2.2	2.2	2.3	2.4	2.3
Avg. Stride Length [m]	6.4	7.4	7.4	7.1	7.3	7.4	7.4	7.3	7.0



- [] Ranking at each section and finish
- .-.- No data available at this section
- NA No data available



Horse/Jockey Name	Miss Chenery
Final Rank	8
Fastest Section Time (Section)	0:11.50 (400m)
Top Speed [km/h] (Section)	63.6 (400m)
Race State	Finished

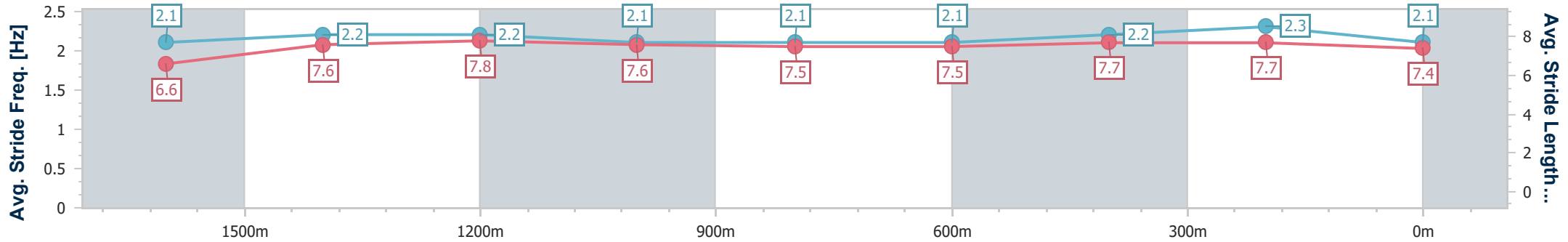
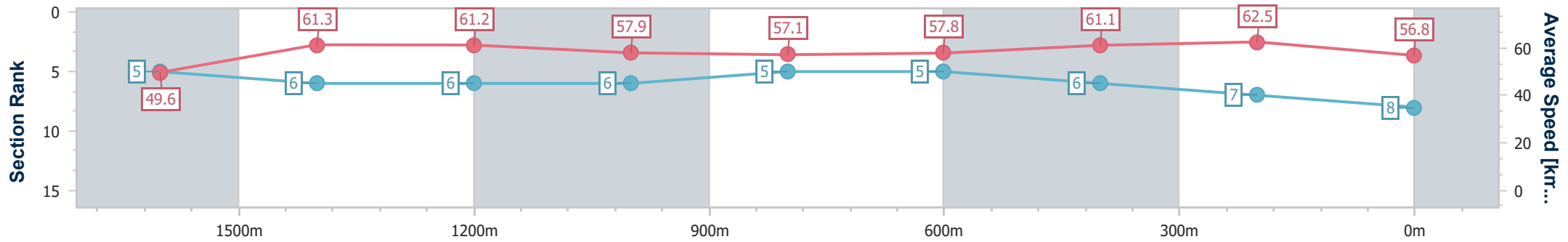


Eagle Farm QLD Professional
 Race 2: NOVA 106.9 BENCHMARK 70 Handicap - 1800m
 07 December 2024 - 12:48
 Track Rating: Soft 5, Weather: Fine, Rail Position: True



BRISBANE
RACING CLUB

Section	Overall	1600m	1400m	1200m	1000m	800m	600m	400m	200m
Section Times	1:51.31 [8] (0:14.44)	1:36.87 [5] (0:11.81)	1:25.06 [6] (0:11.79)	1:13.27 [6] (0:12.41)	1:00.86 [6] (0:12.51)	0:48.35 [5] (0:12.36)	0:35.99 [5] (0:11.78)	0:24.21 [6] (0:11.50)	0:12.71 [7] (0:12.71)
Average Speed [km/h]	49.6	61.3	61.2	57.9	57.1	57.8	61.1	62.5	56.8
Top Speed [km/h]	60.6	61.8	62.8	60.0	57.6	59.1	62.6	63.6	60.8
Avg. Dist. to Rail [m]	1.7	1.0	0.5	0.2	1.6	1.6	0.9	4.8	5.2
Avg. Stride Freq. [Hz]	2.1	2.2	2.2	2.1	2.1	2.1	2.2	2.3	2.1
Avg. Stride Length [m]	6.6	7.6	7.8	7.6	7.5	7.5	7.7	7.7	7.4



- [] Ranking at each section and finish
- .-.- No data available at this section
- NA No data available



Horse/Jockey Name	El Pensador
Final Rank	9
Fastest Section Time (Section)	0:11.32 (400m)
Top Speed [km/h] (Section)	64.9 (400m)
Race State	Finished

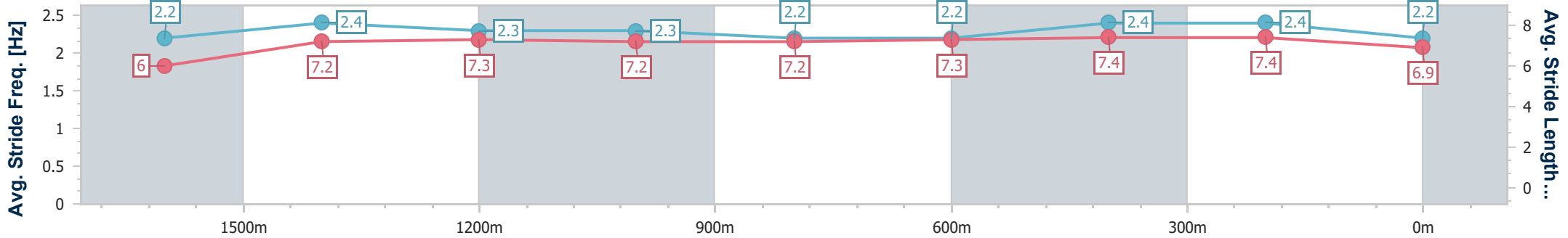
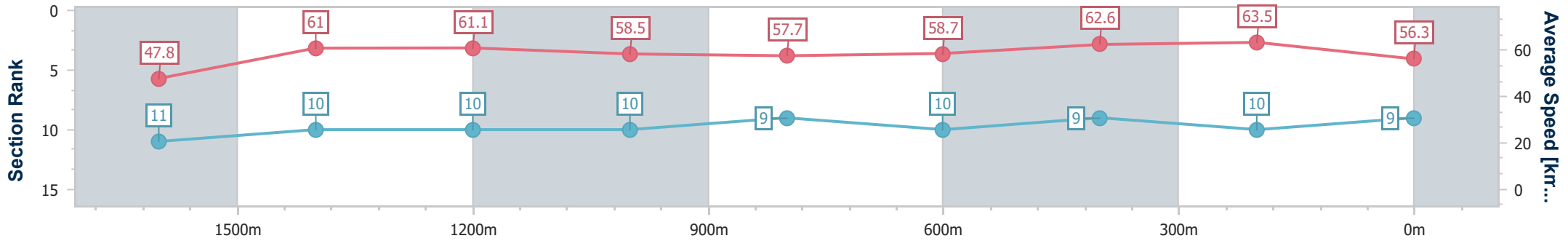


Eagle Farm QLD Professional
 Race 2: NOVA 106.9 BENCHMARK 70 Handicap - 1800m
 07 December 2024 - 12:48
 Track Rating: Soft 5, Weather: Fine, Rail Position: True



BRISBANE
RACING CLUB

Section	Overall	1600m	1400m	1200m	1000m	800m	600m	400m	200m
Section Times	1:51.66 [9] (0:15.06)	1:36.60 [11] (0:11.80)	1:24.80 [10] (0:11.80)	1:13.00 [10] (0:12.35)	1:00.65 [10] (0:12.53)	0:48.12 [9] (0:12.32)	0:35.80 [10] (0:11.59)	0:24.21 [9] (0:11.32)	0:12.89 [10] (0:12.89)
Average Speed [km/h]	47.8	61.0	61.1	58.5	57.7	58.7	62.6	63.5	56.3
Top Speed [km/h]	63.8	63.8	62.6	59.4	59.7	59.3	64.8	64.9	61.0
Avg. Dist. to Rail [m]	4.3	0.7	1.0	1.0	1.1	0.8	1.4	4.1	2.2
Avg. Stride Freq. [Hz]	2.2	2.4	2.3	2.3	2.2	2.2	2.4	2.4	2.2
Avg. Stride Length [m]	6.0	7.2	7.3	7.2	7.2	7.3	7.4	7.4	6.9



- [] Ranking at each section and finish
- .-.- No data available at this section
- NA No data available



Horse/Jockey Name	Cherbourg
Final Rank	10
Fastest Section Time (Section)	0:11.38 (1600m)
Top Speed [km/h] (Section)	65.2 (1600m)
Race State	Finished

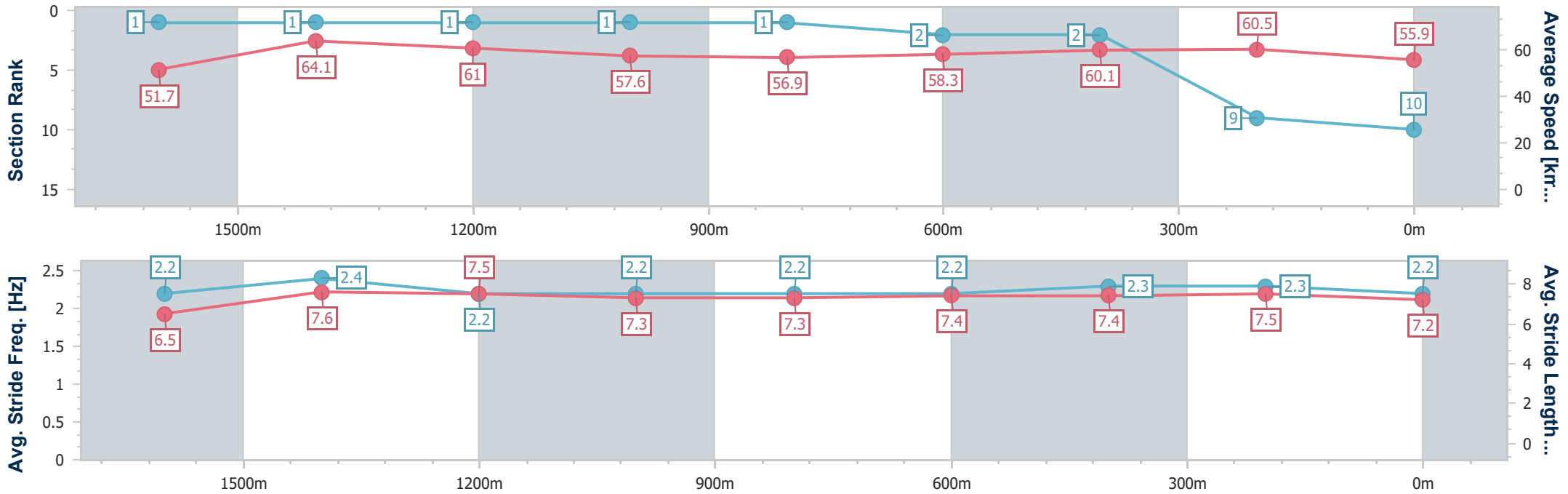


Eagle Farm QLD Professional
 Race 2: NOVA 106.9 BENCHMARK 70 Handicap - 1800m
 07 December 2024 - 12:48
 Track Rating: Soft 5, Weather: Fine, Rail Position: True



BRISBANE
RACING CLUB

Section	Overall	1600m	1400m	1200m	1000m	800m	600m	400m	200m
Section Times	1:51.67 [10] (0:14.12)	1:37.55 [1] (0:11.38)	1:26.17 [1] (0:11.81)	1:14.36 [1] (0:12.50)	1:01.86 [1] (0:12.69)	0:49.17 [1] (0:12.38)	0:36.79 [2] (0:11.98)	0:24.81 [2] (0:11.90)	0:12.91 [9] (0:12.91)
Average Speed [km/h]	51.7	64.1	61.0	57.6	56.9	58.3	60.1	60.5	55.9
Top Speed [km/h]	63.8	65.2	62.8	58.7	58.1	58.7	61.3	61.8	58.8
Avg. Dist. to Rail [m]	5.4	3.1	0.7	0.7	0.3	0.4	0.6	2.6	3.1
Avg. Stride Freq. [Hz]	2.2	2.4	2.2	2.2	2.2	2.2	2.3	2.3	2.2
Avg. Stride Length [m]	6.5	7.6	7.5	7.3	7.3	7.4	7.4	7.5	7.2



- [] Ranking at each section and finish
- .-.- No data available at this section
- NA No data available



Horse/Jockey Name	The Hungarian
Final Rank	11
Fastest Section Time (Section)	0:11.56 (1600m)
Top Speed [km/h] (Section)	64.8 (Overall)
Race State	Finished

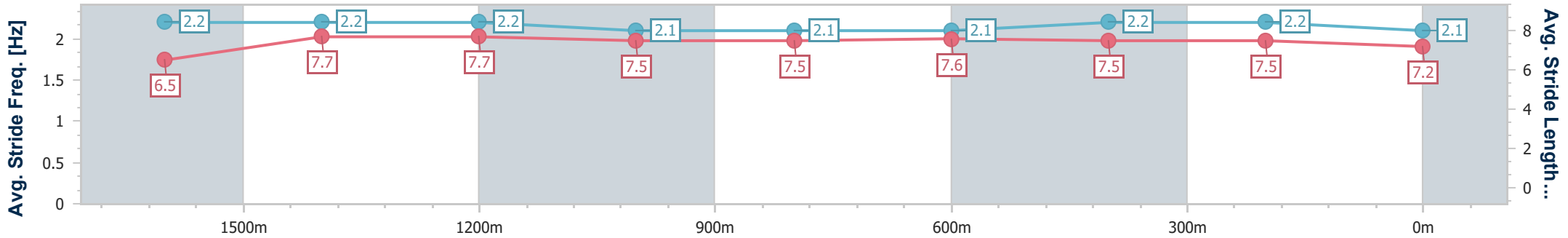
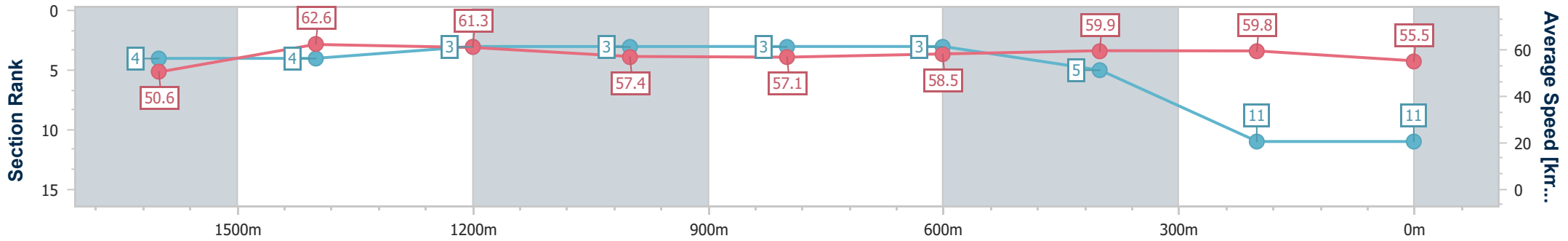


Eagle Farm QLD Professional
 Race 2: NOVA 106.9 BENCHMARK 70 Handicap - 1800m
 07 December 2024 - 12:48
 Track Rating: Soft 5, Weather: Fine, Rail Position: True



BRISBANE
RACING CLUB

Section	Overall	1600m	1400m	1200m	1000m	800m	600m	400m	200m
Section Times	1:52.14 [11] (0:14.26)	1:37.88 [4] (0:11.56)	1:26.32 [4] (0:11.77)	1:14.55 [3] (0:12.50)	1:02.05 [3] (0:12.57)	0:49.48 [3] (0:12.30)	0:37.18 [3] (0:12.13)	0:25.05 [5] (0:12.02)	0:13.03 [11] (0:13.03)
Average Speed [km/h]	50.6	62.6	61.3	57.4	57.1	58.5	59.9	59.8	55.5
Top Speed [km/h]	64.8	64.2	63.6	59.2	58.1	59.2	60.6	61.0	58.1
Avg. Dist. to Rail [m]	2.4	2.0	2.1	0.7	1.1	0.8	1.9	4.1	6.1
Avg. Stride Freq. [Hz]	2.2	2.2	2.2	2.1	2.1	2.1	2.2	2.2	2.1
Avg. Stride Length [m]	6.5	7.7	7.7	7.5	7.5	7.6	7.5	7.5	7.2



- [] Ranking at each section and finish
- .-.- No data available at this section
- NA No data available



Eagle Farm QLD Professional

Race 3: SEVEN BENCHMARK 78 Handicap - 2400m

07 December 2024 - 13:23



BRISBANE
RACING CLUB

Track Rating: Soft 5, Weather: Fine, Rail Position: True

Section		Overall	2200m	2000m	1800m	1600m	1400m	1200m	Last 600m				
Field Times		2:31.21 (0:14.13)	2:17.08 (0:12.13)	2:04.95 (0:13.37)	1:51.58 (0:13.43)	1:38.15 (0:12.85)	1:25.30 (0:12.42)	1:12.88 (0:12.53)	0:36.05				
Rank	TAB Horse/Jockey	Barrier	Top Speed [km/h]	Fastest Section									Distance Travelled [m]
1	9 CORMAC T Ron Stewart	4	64.2 800m	0:11.72 800m	2:31.21 [1] (0:14.13)	2:17.08 [2] (0:12.26)	2:04.82 [2] (0:13.34)	1:51.48 [2] (0:13.45)	1:38.03 [2] (0:12.75)	1:25.28 [2] (0:12.40)	1:12.88 [1] (0:12.53)	0:35.96	
2	10 SIMPLY REFUSE Taylor Marshall	3	63.8 800m	0:11.67 600m	2:31.33 [2] (0:14.53)	2:16.80 [6] (0:12.36)	2:04.44 [6] (0:13.44)	1:51.00 [6] (0:13.42)	1:37.58 [7] (0:12.81)	1:24.77 [6] (0:12.37)	1:12.40 [6] (0:12.52)	0:35.71	-6
3	3 ARTFUL GIRL Tahlia Fenlon	8	63.7 600m	0:11.71 600m	2:31.34 [3] (0:14.27)	2:17.07 [3] (0:12.29)	2:04.78 [3] (0:13.41)	1:51.37 [5] (0:13.52)	1:37.85 [5] (0:12.75)	1:25.10 [5] (0:12.28)	1:12.82 [4] (0:12.55)	0:35.74	+6
4	15 AMALGAMATION Cejay Graham	10	63.0 800m	0:11.79 800m	2:31.55 [4] (0:14.52)	2:17.03 [5] (0:12.17)	2:04.86 [5] (0:13.15)	1:51.71 [3] (0:13.40)	1:38.31 [3] (0:12.92)	1:25.39 [3] (0:12.36)	1:13.03 [3] (0:12.57)	0:36.04	-1
5	7 OLD SONG Bailey Wheeler	7	66.3 800m	0:11.61 800m	2:31.56 [5] (0:14.73)	2:16.83 [7] (0:12.48)	2:04.35 [8] (0:13.41)	1:50.94 [8] (0:13.47)	1:37.47 [9] (0:12.81)	1:24.66 [9] (0:12.42)	1:12.24 [9] (0:12.46)	0:35.62	+2
6	11 THE IRISH Damien Thornton	6	63.9 600m	0:11.56 600m	2:31.69 [6] (0:14.87)	2:16.82 [9] (0:12.40)	2:04.42 [9] (0:13.40)	1:51.02 [9] (0:13.35)	1:37.67 [8] (0:12.87)	1:24.80 [8] (0:12.38)	1:12.42 [8] (0:12.45)	0:35.75	-10
7	13 SOKUDO Girish Goomany	2	64.5 600m	0:11.47 600m	2:31.82 [7] (0:14.75)	2:17.07 [8] (0:12.26)	2:04.81 [7] (0:13.34)	1:51.47 [7] (0:13.38)	1:38.09 [6] (0:12.83)	1:25.26 [7] (0:12.39)	1:12.87 [7] (0:12.52)	0:36.12	-14
8	1 UP AND UNDER Ryan Maloney	1	64.8 600m	0:11.64 800m	2:31.89 [8] (0:14.38)	2:17.51 [4] (0:12.28)	2:05.23 [4] (0:13.28)	1:51.95 [4] (0:13.44)	1:38.51 [4] (0:12.86)	1:25.65 [4] (0:12.40)	1:13.25 [5] (0:12.51)	0:36.59	-9
9	4 GRIPPING Michael Rodd	13	64.0 600m	0:11.51 600m	2:32.14 [9] (0:15.32)	2:16.82 [13] (0:12.38)	2:04.44 [13] (0:13.52)	1:50.92 [13] (0:13.32)	1:37.60 [12] (0:12.92)	1:24.68 [13] (0:12.24)	1:12.44 [12] (0:12.51)	0:35.92	-9
10	5 LATELY Boris Thornton	11	64.3 600m	0:11.49 600m	2:32.36 [10] (0:15.03)	2:17.33 [10] (0:12.37)	2:04.96 [11] (0:13.47)	1:51.49 [10] (0:13.47)	1:38.02 [10] (0:12.77)	1:25.25 [10] (0:12.44)	1:12.81 [10] (0:12.43)	0:36.18	-6

Scratched: Vermeer (#14), Aldeenaary (#6)

[] Ranking at each section and finish
 -:-:- No data available at this section
 NA No data available

SCN Saddle cloth number
 DNF Did not finish
 DNT Did not track



Eagle Farm QLD Professional
Race 3: SEVEN BENCHMARK 78 Handicap - 2400m
07 December 2024 - 13:23



BRISBANE
RACING CLUB

Track Rating: Soft 5, Weather: Fine, Rail Position: True

Section		Overall	2200m	2000m	1800m	1600m	1400m	1200m	Last 600m					
Field Times		2:31.21 (0:14.13)	2:17.08 (0:12.13)	2:04.95 (0:13.37)	1:51.58 (0:13.43)	1:38.15 (0:12.85)	1:25.30 (0:12.42)	1:12.88 (0:12.53)	0:36.05					
Rank	TAB Horse/Jockey	Barrier	Top Speed [km/h]	Fastest Section										Distance Travelled [m]
11	12 ZAYNUDIN Noriyuki Masuda	5	62.3 800m	0:11.72 600m	2:33.31 [11] (0:15.06)	2:18.25 [11] (0:12.47)	2:05.78 [12] (0:13.44)	1:52.34 [11] (0:13.42)	1:38.92 [11] (0:12.82)	1:26.10 [11] (0:12.34)	1:13.76 [11] (0:12.43)	0:37.10	-11	
12	2 BAK DA MAN Emily Lang	12	63.5 800m	0:11.75 800m	2:33.71 [12] (0:14.13)	2:19.58 [1] (0:12.13)	2:07.45 [1] (0:13.37)	1:54.08 [1] (0:13.43)	1:40.65 [1] (0:12.85)	1:27.80 [1] (0:12.47)	1:15.33 [2] (0:12.52)	0:38.55	-15	
13	8 CEREMONIOUS Andrew Mallyon	9	62.8 800m	0:11.74 800m	2:35.69 [13] (0:15.06)	2:20.63 [12] (0:12.31)	2:08.32 [10] (0:13.78)	1:54.54 [12] (0:13.47)	1:41.07 [13] (0:12.84)	1:28.23 [12] (0:12.36)	1:15.87 [13] (0:12.49)	0:39.17	-6	

Scratched: Vermeer (#14), Aldeenaary (#6)

[] Ranking at each section and finish
 -:-:-:- No data available at this section
 NA No data available

SCN Saddle cloth number
 DNF Did not finish
 DNT Did not track



Eagle Farm QLD Professional

Race 3: SEVEN BENCHMARK 78 Handicap - 2400m

07 December 2024 - 13:23



BRISBANE
RACING CLUB

Track Rating: Soft 5, Weather: Fine, Rail Position: True

Section		1000m	800m	600m	400m	200m	Last 600m					
Field Times		1:00.35 (0:12.55)	0:47.80 (0:11.75)	0:36.05 (0:11.83)	0:24.22 (0:11.89)	0:12.33 (0:12.33)	0:36.05					
Rank	TAB Horse/Jockey	Barrier	Top Speed [km/h]	Fastest Section	Margin					Distance Travelled [m]		
1	9 CORMAC T Ron Stewart	4	64.2 800m	0:11.72 800m	1:00.35 [1] (0:12.67)	0:47.68 [2] (0:11.72)	0:35.96 [2] (0:11.74)	0:24.22 [1] (0:11.89)	0:12.33 [1] (0:12.33)	2:31.21	0:35.96	
2	10 SIMPLY REFUSE Taylor Marshall	3	63.8 800m	0:11.67 600m	0:59.88 [6] (0:12.49)	0:47.39 [6] (0:11.68)	0:35.71 [6] (0:11.67)	0:24.04 [5] (0:11.76)	0:12.28 [2] (0:12.28)	0.7L	0:35.71	-6
3	3 ARTFUL GIRL Tahlia Fenlon	8	63.7 600m	0:11.71 600m	1:00.27 [3] (0:12.60)	0:47.67 [4] (0:11.93)	0:35.74 [5] (0:11.71)	0:24.03 [7] (0:11.76)	0:12.27 [3] (0:12.27)	0.81L	0:35.74	+6
4	15 AMALGAMATION Cejay Graham	10	63.0 800m	0:11.79 800m	1:00.46 [4] (0:12.63)	0:47.83 [5] (0:11.79)	0:36.04 [4] (0:11.79)	0:24.25 [6] (0:11.83)	0:12.42 [6] (0:12.42)	2.04L	0:36.04	-1
5	7 OLD SONG Bailey Wheeler	7	66.3 800m	0:11.61 800m	0:59.78 [9] (0:12.55)	0:47.23 [9] (0:11.61)	0:35.62 [8] (0:11.61)	0:24.01 [9] (0:11.67)	0:12.34 [8] (0:12.34)	2.05L	0:35.62	+2
6	11 THE IRISH Damien Thornton	6	63.9 600m	0:11.56 600m	0:59.97 [8] (0:12.47)	0:47.50 [8] (0:11.75)	0:35.75 [9] (0:11.56)	0:24.19 [8] (0:11.68)	0:12.51 [7] (0:12.51)	2.82L	0:35.75	-10
7	13 SOKUDO Girish Goomany	2	64.5 600m	0:11.47 600m	1:00.35 [7] (0:12.58)	0:47.77 [7] (0:11.65)	0:36.12 [7] (0:11.47)	0:24.65 [4] (0:11.94)	0:12.71 [4] (0:12.71)	3.62L	0:36.12	-14
8	1 UP AND UNDER Ryan Maloney	1	64.8 600m	0:11.64 800m	1:00.74 [5] (0:12.51)	0:48.23 [3] (0:11.64)	0:36.59 [3] (0:11.77)	0:24.82 [3] (0:12.04)	0:12.78 [5] (0:12.78)	4.04L	0:36.59	-9
9	4 GRIPPING Michael Rodd	13	64.0 600m	0:11.51 600m	0:59.93 [12] (0:12.44)	0:47.49 [12] (0:11.57)	0:35.92 [12] (0:11.51)	0:24.41 [11] (0:11.82)	0:12.59 [10] (0:12.59)	5.52L	0:35.92	-9
10	5 LATELY Boris Thornton	11	64.3 600m	0:11.49 600m	1:00.38 [10] (0:12.41)	0:47.97 [10] (0:11.79)	0:36.18 [10] (0:11.49)	0:24.69 [10] (0:11.80)	0:12.89 [9] (0:12.89)	6.76L	0:36.18	-6

Scratched: Vermeer (#14), Aldeenaary (#6)

Report Created: Sat 7 December 2024 13:49 GMT+ (Note: Timing is based on position data)

Page 3/17

[] Ranking at each section and finish
 -:-:- No data available at this section
 NA No data available

SCN Saddle cloth number
 DNF Did not finish
 DNT Did not track

data processed by TRIPLES DATA



Eagle Farm QLD Professional
Race 3: SEVEN BENCHMARK 78 Handicap - 2400m
07 December 2024 - 13:23



BRISBANE
RACING CLUB

Track Rating: Soft 5, Weather: Fine, Rail Position: True

Section		1000m	800m	600m	400m	200m	Last 600m					
Field Times		1:00.35 (0:12.55)	0:47.80 (0:11.75)	0:36.05 (0:11.83)	0:24.22 (0:11.89)	0:12.33 (0:12.33)	0:36.05					
Rank	TAB Horse/Jockey	Barrier	Top Speed [km/h]	Fastest Section	Margin					Distance Travelled [m]		
11	12 ZAYNUDIN Noriyuki Masuda	5	62.3 800m	0:11.72 600m	1:01.33 [11] (0:12.50)	0:48.83 [11] (0:11.73)	0:37.10 [11] (0:11.72)	0:25.38 [12] (0:12.12)	0:13.26 [12] (0:13.26)	12.37L	0:37.10	-11
12	2 BAK DA MAN Emily Lang	12	63.5 800m	0:11.75 800m	1:02.81 [2] (0:12.51)	0:50.30 [1] (0:11.75)	0:38.55 [1] (0:11.86)	0:26.69 [2] (0:12.62)	0:14.07 [11] (0:14.07)	14.72L	0:38.55	-15
13	8 CEREMONIOUS Andrew Mallyon	9	62.8 800m	0:11.74 800m	1:03.38 [13] (0:12.47)	0:50.91 [13] (0:11.74)	0:39.17 [13] (0:11.79)	0:27.38 [13] (0:12.82)	0:14.56 [13] (0:14.56)	26.37L	0:39.17	-6

Scratched: Vermeer (#14), Aldeenaary (#6)

[] Ranking at each section and finish
 -:-:- No data available at this section
 NA No data available

SCN Saddle cloth number
 DNF Did not finish
 DNT Did not track



Horse/Jockey Name	Cormac T
Final Rank	1
Fastest Section Time (Section)	0:11.72 (800m)
Top Speed [km/h] (Section)	64.2 (800m)
Race State	Finished



Eagle Farm QLD Professional

Race 3: SEVEN BENCHMARK 78 Handicap - 2400m

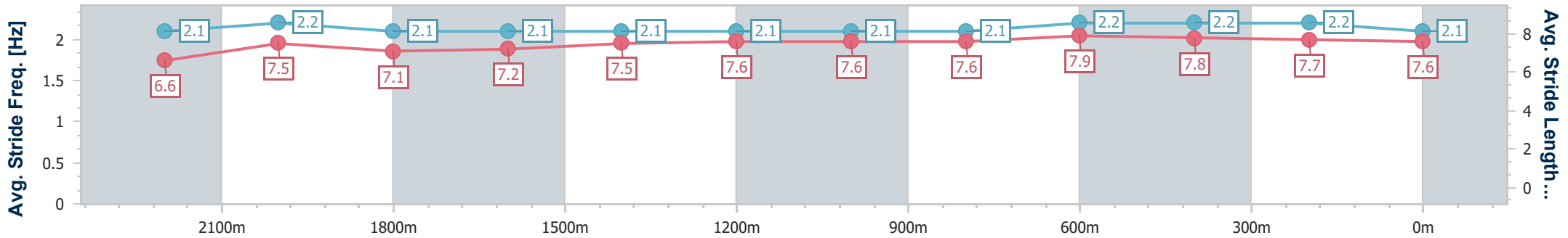
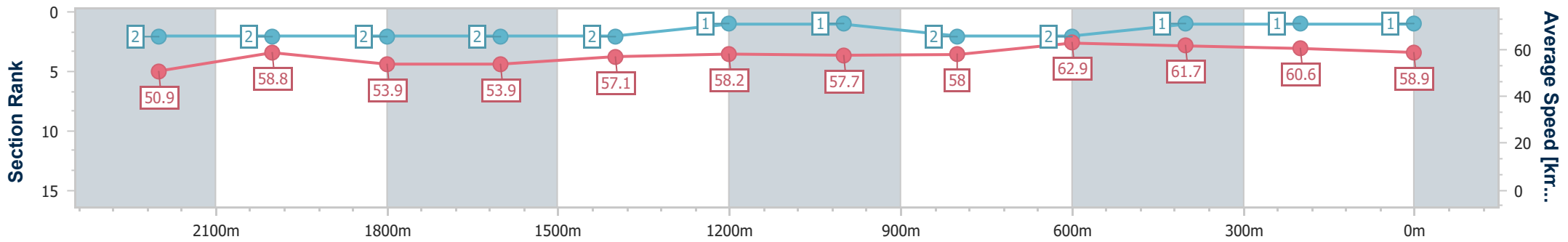
07 December 2024 - 13:23

Track Rating: Soft 5, Weather: Fine, Rail Position: True



BRISBANE RACING CLUB

Section	Overall	2200m	2000m	1800m	1600m	1400m	1200m	1000m	800m	600m	400m	200m
Section Times	2:31.21 [1] (0:14.13)	2:17.08 [2] (0:12.26)	2:04.82 [2] (0:13.34)	1:51.48 [2] (0:13.45)	1:38.03 [2] (0:12.75)	1:25.28 [2] (0:12.40)	1:12.88 [1] (0:12.53)	1:00.35 [1] (0:12.67)	0:47.68 [2] (0:11.72)	0:35.96 [2] (0:11.74)	0:24.22 [1] (0:11.89)	0:12.33 [1] (0:12.33)
Average Speed [km/h]	50.9	58.8	53.9	53.9	57.1	58.2	57.7	58.0	62.9	61.7	60.6	58.9
Top Speed [km/h]	62.3	61.9	55.5	55.7	59.5	60.4	58.5	60.7	64.2	63.8	61.4	59.8
Avg. Dist. to Rail [m]	2.1	0.3	0.5	1.3	3.3	3.8	4.2	4.5	4.7	2.0	3.7	4.9
Avg. Stride Freq. [Hz]	2.1	2.2	2.1	2.1	2.1	2.1	2.1	2.1	2.2	2.2	2.2	2.1
Avg. Stride Length [m]	6.6	7.5	7.1	7.2	7.5	7.6	7.6	7.6	7.9	7.8	7.7	7.6



- [] Ranking at each section and finish
- .-.- No data available at this section
- NA No data available



Horse/Jockey Name	Simply Refuse
Final Rank	2
Fastest Section Time (Section)	0:11.67 (600m)
Top Speed [km/h] (Section)	63.8 (800m)
Race State	Finished



Eagle Farm QLD Professional

Race 3: SEVEN BENCHMARK 78 Handicap - 2400m

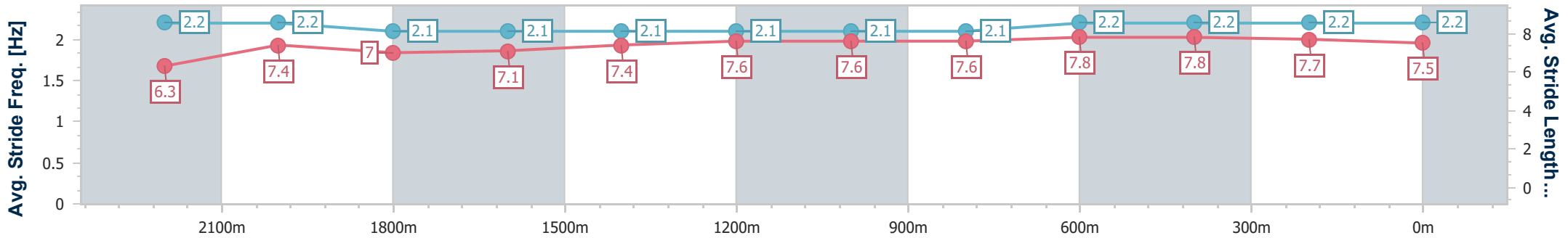
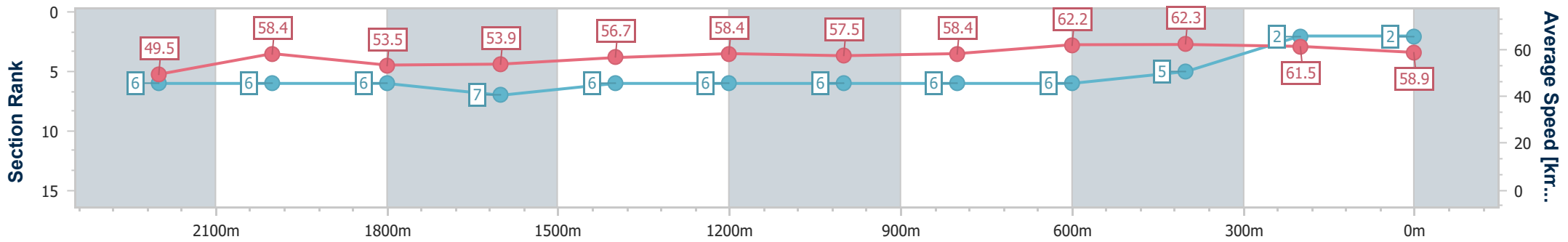
07 December 2024 - 13:23

Track Rating: Soft 5, Weather: Fine, Rail Position: True



BRISBANE RACING CLUB

Section	Overall	2200m	2000m	1800m	1600m	1400m	1200m	1000m	800m	600m	400m	200m
Section Times	2:31.33 [2] (0:14.53)	2:16.80 [6] (0:12.36)	2:04.44 [6] (0:13.44)	1:51.00 [6] (0:13.42)	1:37.58 [7] (0:12.81)	1:24.77 [6] (0:12.37)	1:12.40 [6] (0:12.52)	0:59.88 [6] (0:12.49)	0:47.39 [6] (0:11.68)	0:35.71 [6] (0:11.67)	0:24.04 [5] (0:11.76)	0:12.28 [2] (0:12.28)
Average Speed [km/h]	49.5	58.4	53.5	53.9	56.7	58.4	57.5	58.4	62.2	62.3	61.5	58.9
Top Speed [km/h]	59.7	60.0	55.8	54.9	57.7	59.0	58.2	60.5	63.8	63.7	62.0	61.4
Avg. Dist. to Rail [m]	1.6	0.2	0.5	1.1	2.5	2.5	2.6	2.2	1.7	2.6	6.0	6.1
Avg. Stride Freq. [Hz]	2.2	2.2	2.1	2.1	2.1	2.1	2.1	2.1	2.2	2.2	2.2	2.2
Avg. Stride Length [m]	6.3	7.4	7.0	7.1	7.4	7.6	7.6	7.6	7.8	7.8	7.7	7.5



- [] Ranking at each section and finish
- .-.- No data available at this section
- NA No data available



Horse/Jockey Name	Artful Girl
Final Rank	3
Fastest Section Time (Section)	0:11.71 (600m)
Top Speed [km/h] (Section)	63.7 (600m)
Race State	Finished

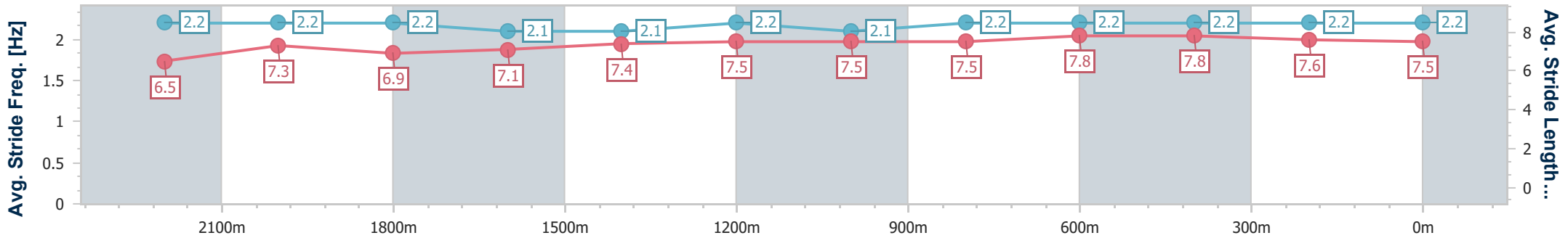
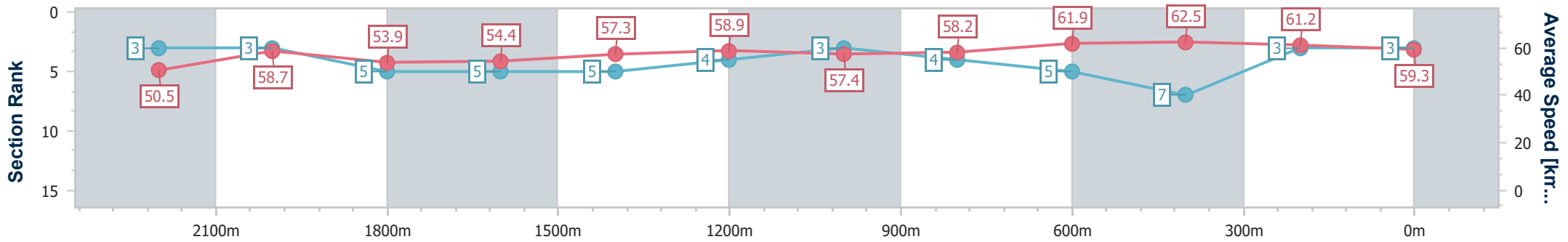


Eagle Farm QLD Professional
 Race 3: SEVEN BENCHMARK 78 Handicap - 2400m
 07 December 2024 - 13:23
 Track Rating: Soft 5, Weather: Fine, Rail Position: True



BRISBANE
RACING CLUB

Section	Overall	2200m	2000m	1800m	1600m	1400m	1200m	1000m	800m	600m	400m	200m
Section Times	2:31.34 [3] (0:14.27)	2:17.07 [3] (0:12.29)	2:04.78 [3] (0:13.41)	1:51.37 [5] (0:13.52)	1:37.85 [5] (0:12.75)	1:25.10 [5] (0:12.28)	1:12.82 [4] (0:12.55)	1:00.27 [3] (0:12.60)	0:47.67 [4] (0:11.93)	0:35.74 [5] (0:11.71)	0:24.03 [7] (0:11.76)	0:12.27 [3] (0:12.27)
Average Speed [km/h]	50.5	58.7	53.9	54.4	57.3	58.9	57.4	58.2	61.9	62.5	61.2	59.3
Top Speed [km/h]	61.5	61.5	55.8	56.0	59.1	60.5	58.1	61.0	63.4	63.7	62.0	60.6
Avg. Dist. to Rail [m]	4.5	0.7	0.9	3.7	3.9	4.1	3.8	3.8	5.0	3.7	4.7	3.0
Avg. Stride Freq. [Hz]	2.2	2.2	2.2	2.1	2.1	2.2	2.1	2.2	2.2	2.2	2.2	2.2
Avg. Stride Length [m]	6.5	7.3	6.9	7.1	7.4	7.5	7.5	7.5	7.8	7.8	7.6	7.5



- [] Ranking at each section and finish
- .-.- No data available at this section
- NA No data available



Horse/Jockey Name	Amalgamation
Final Rank	4
Fastest Section Time (Section)	0:11.79 (800m)
Top Speed [km/h] (Section)	63.0 (800m)
Race State	Finished



Eagle Farm QLD Professional

Race 3: SEVEN BENCHMARK 78 Handicap - 2400m

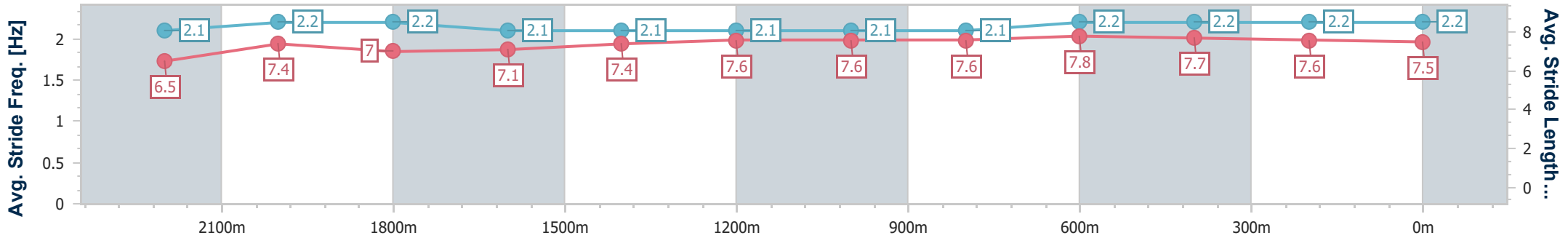
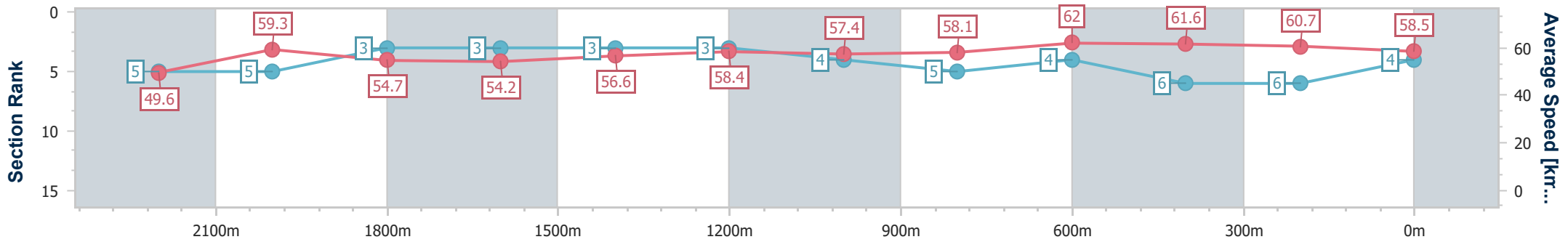
07 December 2024 - 13:23

Track Rating: Soft 5, Weather: Fine, Rail Position: True



BRISBANE RACING CLUB

Section	Overall	2200m	2000m	1800m	1600m	1400m	1200m	1000m	800m	600m	400m	200m
Section Times	2:31.55 [4] (0:14.52)	2:17.03 [5] (0:12.17)	2:04.86 [5] (0:13.15)	1:51.71 [3] (0:13.40)	1:38.31 [3] (0:12.92)	1:25.39 [3] (0:12.36)	1:13.03 [3] (0:12.57)	1:00.46 [4] (0:12.63)	0:47.83 [5] (0:11.79)	0:36.04 [4] (0:11.79)	0:24.25 [6] (0:11.83)	0:12.42 [6] (0:12.42)
Average Speed [km/h]	49.6	59.3	54.7	54.2	56.6	58.4	57.4	58.1	62.0	61.6	60.7	58.5
Top Speed [km/h]	60.3	60.4	56.9	55.2	58.2	58.9	58.5	59.8	63.0	62.3	61.5	60.2
Avg. Dist. to Rail [m]	6.0	1.0	0.4	1.8	4.0	4.0	3.7	3.2	3.4	1.9	3.4	3.2
Avg. Stride Freq. [Hz]	2.1	2.2	2.2	2.1	2.1	2.1	2.1	2.1	2.2	2.2	2.2	2.2
Avg. Stride Length [m]	6.5	7.4	7.0	7.1	7.4	7.6	7.6	7.6	7.8	7.7	7.6	7.5



- [] Ranking at each section and finish
- .-.- No data available at this section
- NA No data available



Horse/Jockey Name	Old Song
Final Rank	5
Fastest Section Time (Section)	0:11.61 (800m)
Top Speed [km/h] (Section)	66.3 (800m)
Race State	Finished

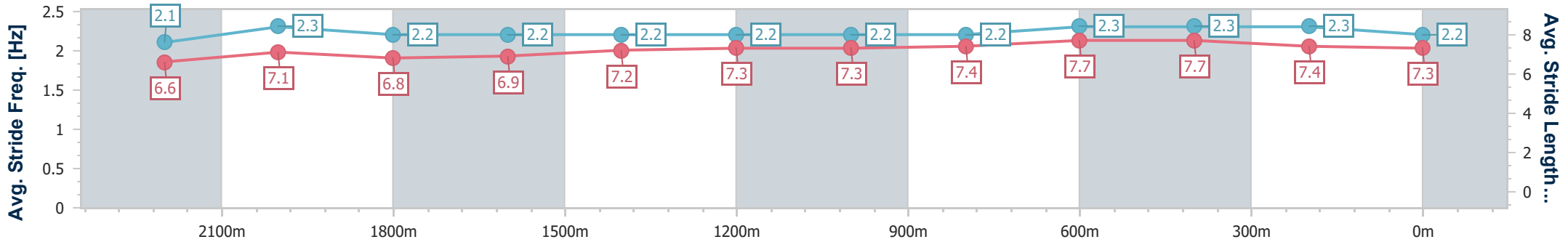
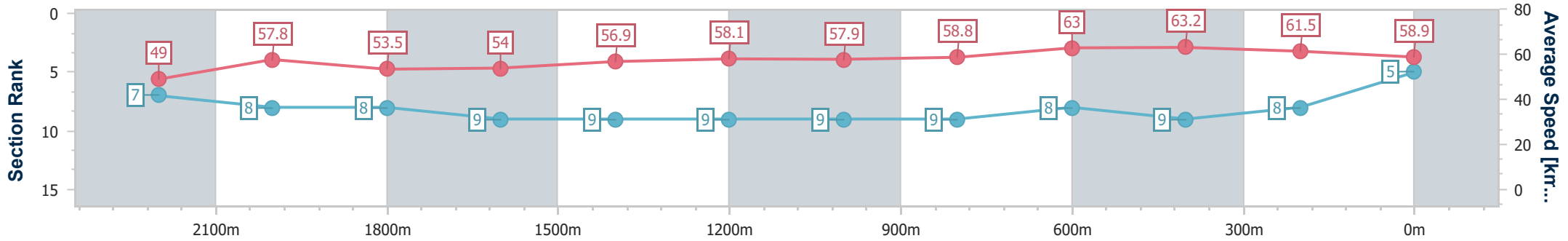


Eagle Farm QLD Professional
 Race 3: SEVEN BENCHMARK 78 Handicap - 2400m
 07 December 2024 - 13:23
 Track Rating: Soft 5, Weather: Fine, Rail Position: True



BRISBANE
RACING CLUB

Section	Overall	2200m	2000m	1800m	1600m	1400m	1200m	1000m	800m	600m	400m	200m
Section Times	2:31.56 [5] (0:14.73)	2:16.83 [7] (0:12.48)	2:04.35 [8] (0:13.41)	1:50.94 [8] (0:13.47)	1:37.47 [9] (0:12.81)	1:24.66 [9] (0:12.42)	1:12.24 [9] (0:12.46)	0:59.78 [9] (0:12.55)	0:47.23 [9] (0:11.61)	0:35.62 [8] (0:11.61)	0:24.01 [9] (0:11.67)	0:12.34 [8] (0:12.34)
Average Speed [km/h]	49.0	57.8	53.5	54.0	56.9	58.1	57.9	58.8	63.0	63.2	61.5	58.9
Top Speed [km/h]	60.8	60.0	55.9	55.1	58.2	59.4	58.5	61.0	66.3	66.1	62.8	60.8
Avg. Dist. to Rail [m]	2.8	0.8	1.0	2.0	3.7	4.3	4.6	4.1	3.4	3.8	8.6	7.3
Avg. Stride Freq. [Hz]	2.1	2.3	2.2	2.2	2.2	2.2	2.2	2.2	2.3	2.3	2.3	2.2
Avg. Stride Length [m]	6.6	7.1	6.8	6.9	7.2	7.3	7.3	7.4	7.7	7.7	7.4	7.3



- [] Ranking at each section and finish
- .-.- No data available at this section
- NA No data available



Horse/Jockey Name	The Irish
Final Rank	6
Fastest Section Time (Section)	0:11.56 (600m)
Top Speed [km/h] (Section)	63.9 (600m)
Race State	Finished



Eagle Farm QLD Professional

Race 3: SEVEN BENCHMARK 78 Handicap - 2400m

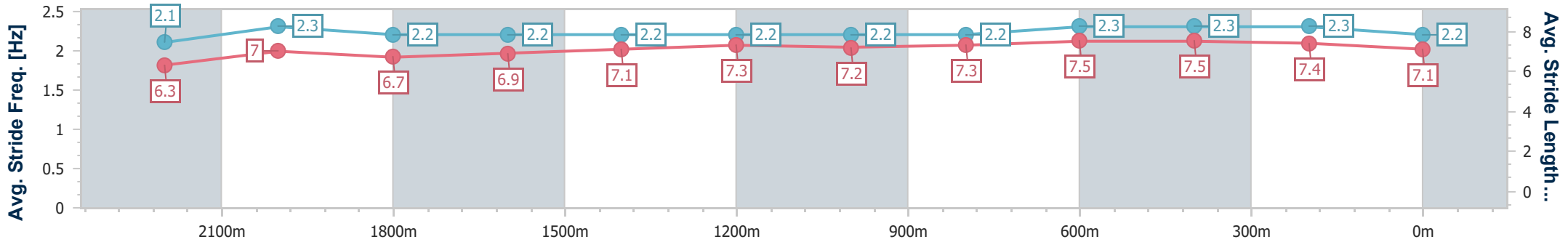
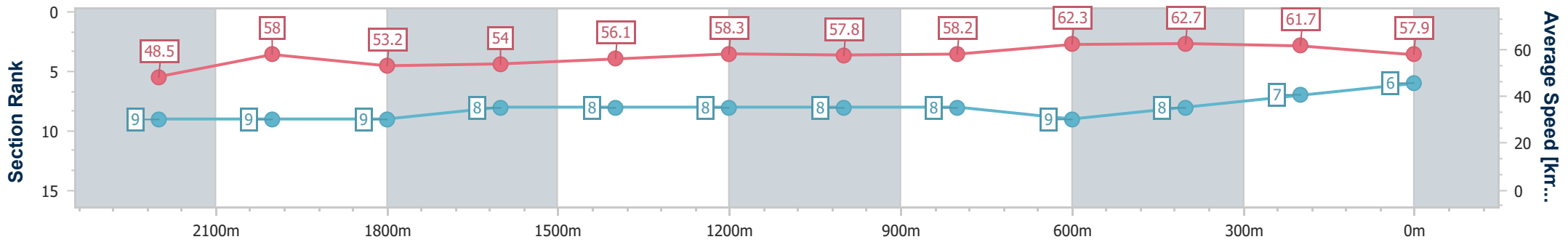
07 December 2024 - 13:23

Track Rating: Soft 5, Weather: Fine, Rail Position: True



BRISBANE RACING CLUB

Section	Overall	2200m	2000m	1800m	1600m	1400m	1200m	1000m	800m	600m	400m	200m
Section Times	2:31.69 [6] (0:14.87)	2:16.82 [9] (0:12.40)	2:04.42 [9] (0:13.40)	1:51.02 [9] (0:13.35)	1:37.67 [8] (0:12.87)	1:24.80 [8] (0:12.38)	1:12.42 [8] (0:12.45)	0:59.97 [8] (0:12.47)	0:47.50 [8] (0:11.75)	0:35.75 [9] (0:11.56)	0:24.19 [8] (0:11.68)	0:12.51 [7] (0:12.51)
Average Speed [km/h]	48.5	58.0	53.2	54.0	56.1	58.3	57.8	58.2	62.3	62.7	61.7	57.9
Top Speed [km/h]	60.2	59.8	55.3	54.6	57.6	58.9	58.8	60.8	63.8	63.9	62.3	60.5
Avg. Dist. to Rail [m]	2.5	0.3	1.8	0.7	1.4	1.4	1.7	2.3	2.6	1.7	3.3	3.9
Avg. Stride Freq. [Hz]	2.1	2.3	2.2	2.2	2.2	2.2	2.2	2.2	2.3	2.3	2.3	2.2
Avg. Stride Length [m]	6.3	7.0	6.7	6.9	7.1	7.3	7.2	7.3	7.5	7.5	7.4	7.1



- [] Ranking at each section and finish
- .-.- No data available at this section
- NA No data available



Horse/Jockey Name	Sokudo
Final Rank	7
Fastest Section Time (Section)	0:11.47 (600m)
Top Speed [km/h] (Section)	64.5 (600m)
Race State	Finished

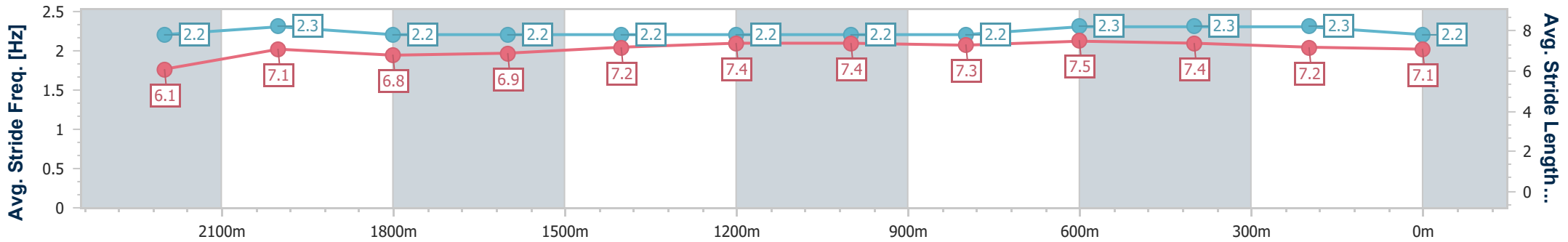
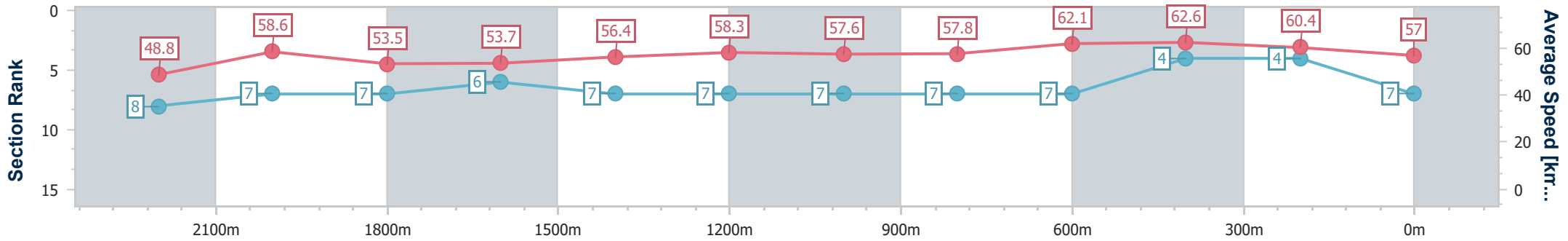


Eagle Farm QLD Professional
 Race 3: SEVEN BENCHMARK 78 Handicap - 2400m
 07 December 2024 - 13:23
 Track Rating: Soft 5, Weather: Fine, Rail Position: True



BRISBANE
RACING CLUB

Section	Overall	2200m	2000m	1800m	1600m	1400m	1200m	1000m	800m	600m	400m	200m
Section Times	2:31.82 [7] (0:14.75)	2:17.07 [8] (0:12.26)	2:04.81 [7] (0:13.34)	1:51.47 [7] (0:13.38)	1:38.09 [6] (0:12.83)	1:25.26 [7] (0:12.39)	1:12.87 [7] (0:12.52)	1:00.35 [7] (0:12.58)	0:47.77 [7] (0:11.65)	0:36.12 [7] (0:11.47)	0:24.65 [4] (0:11.94)	0:12.71 [4] (0:12.71)
Average Speed [km/h]	48.8	58.6	53.5	53.7	56.4	58.3	57.6	57.8	62.1	62.6	60.4	57.0
Top Speed [km/h]	59.9	61.0	55.4	54.4	57.8	59.2	58.2	61.0	64.0	64.5	61.2	59.4
Avg. Dist. to Rail [m]	1.2	0.8	1.5	0.6	1.5	2.4	2.6	1.8	1.2	0.9	1.6	0.9
Avg. Stride Freq. [Hz]	2.2	2.3	2.2	2.2	2.2	2.2	2.2	2.2	2.3	2.3	2.3	2.2
Avg. Stride Length [m]	6.1	7.1	6.8	6.9	7.2	7.4	7.4	7.3	7.5	7.4	7.2	7.1



- [] Ranking at each section and finish
- .-.- No data available at this section
- NA No data available



Horse/Jockey Name	Up And Under
Final Rank	8
Fastest Section Time (Section)	0:11.64 (800m)
Top Speed [km/h] (Section)	64.8 (600m)
Race State	Finished



Eagle Farm QLD Professional

Race 3: SEVEN BENCHMARK 78 Handicap - 2400m

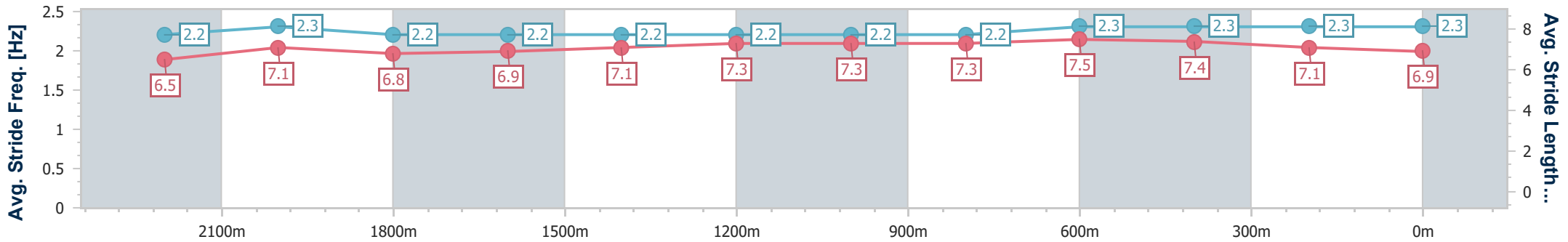
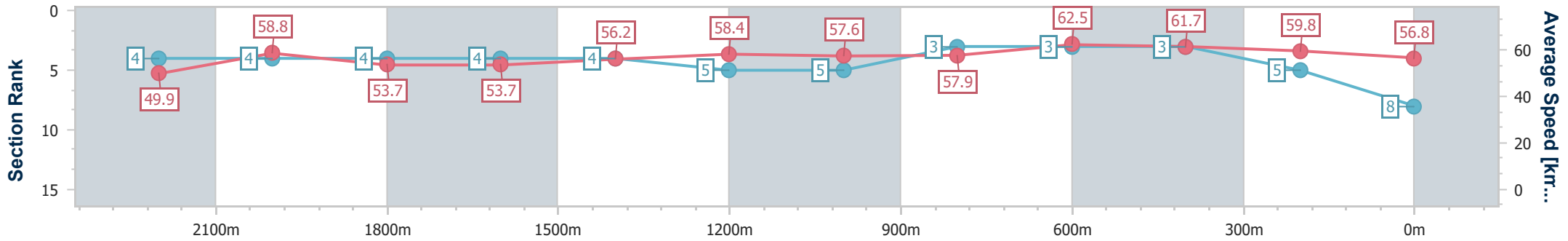
07 December 2024 - 13:23

Track Rating: Soft 5, Weather: Fine, Rail Position: True



BRISBANE RACING CLUB

Section	Overall	2200m	2000m	1800m	1600m	1400m	1200m	1000m	800m	600m	400m	200m
Section Times	2:31.89 [8] (0:14.38)	2:17.51 [4] (0:12.28)	2:05.23 [4] (0:13.28)	1:51.95 [4] (0:13.44)	1:38.51 [4] (0:12.86)	1:25.65 [4] (0:12.40)	1:13.25 [5] (0:12.51)	1:00.74 [5] (0:12.51)	0:48.23 [3] (0:11.64)	0:36.59 [3] (0:11.77)	0:24.82 [3] (0:12.04)	0:12.78 [5] (0:12.78)
Average Speed [km/h]	49.9	58.8	53.7	53.7	56.2	58.4	57.6	57.9	62.5	61.7	59.8	56.8
Top Speed [km/h]	61.1	61.0	55.1	55.1	58.3	59.1	58.3	60.6	64.2	64.8	60.7	58.5
Avg. Dist. to Rail [m]	0.7	0.5	1.4	0.9	1.6	1.6	1.8	1.6	1.6	2.4	5.0	4.3
Avg. Stride Freq. [Hz]	2.2	2.3	2.2	2.2	2.2	2.2	2.2	2.2	2.3	2.3	2.3	2.3
Avg. Stride Length [m]	6.5	7.1	6.8	6.9	7.1	7.3	7.3	7.3	7.5	7.4	7.1	6.9



- [] Ranking at each section and finish
- .-.- No data available at this section
- NA No data available



Horse/Jockey Name	Gripping
Final Rank	9
Fastest Section Time (Section)	0:11.51 (600m)
Top Speed [km/h] (Section)	64.0 (600m)
Race State	Finished

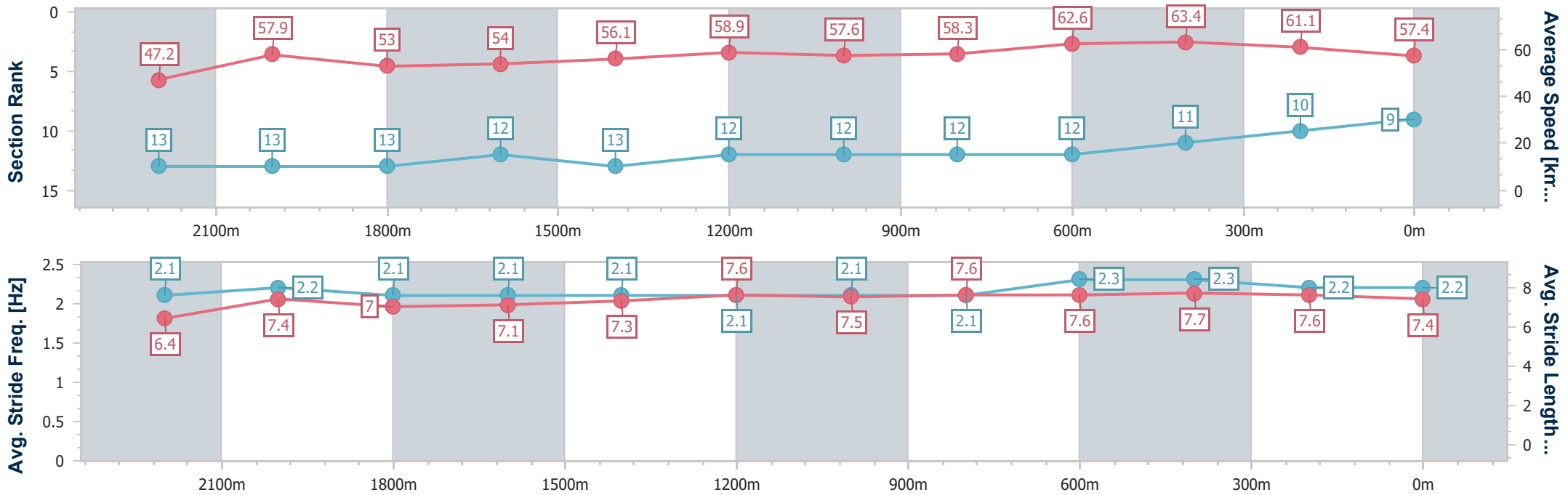


Eagle Farm QLD Professional
 Race 3: SEVEN BENCHMARK 78 Handicap - 2400m
 07 December 2024 - 13:23
 Track Rating: Soft 5, Weather: Fine, Rail Position: True



BRISBANE
RACING CLUB

Section	Overall	2200m	2000m	1800m	1600m	1400m	1200m	1000m	800m	600m	400m	200m
Section Times	2:32.14 [9] (0:15.32)	2:16.82 [13] (0:12.38)	2:04.44 [13] (0:13.52)	1:50.92 [13] (0:13.32)	1:37.60 [12] (0:12.92)	1:24.68 [13] (0:12.24)	1:12.44 [12] (0:12.51)	0:59.93 [12] (0:12.44)	0:47.49 [12] (0:11.57)	0:35.92 [12] (0:11.51)	0:24.41 [11] (0:11.82)	0:12.59 [10] (0:12.59)
Average Speed [km/h]	47.2	57.9	53.0	54.0	56.1	58.9	57.6	58.3	62.6	63.4	61.1	57.4
Top Speed [km/h]	57.7	59.7	54.7	55.9	58.2	61.0	59.0	60.7	63.7	64.0	62.6	58.4
Avg. Dist. to Rail [m]	7.6	0.7	1.2	0.7	1.8	2.4	2.6	1.8	0.8	3.3	8.8	6.3
Avg. Stride Freq. [Hz]	2.1	2.2	2.1	2.1	2.1	2.1	2.1	2.1	2.3	2.3	2.2	2.2
Avg. Stride Length [m]	6.4	7.4	7.0	7.1	7.3	7.6	7.5	7.6	7.6	7.7	7.6	7.4



- [] Ranking at each section and finish
- .-.- No data available at this section
- NA No data available



Horse/Jockey Name	Lately
Final Rank	10
Fastest Section Time (Section)	0:11.49 (600m)
Top Speed [km/h] (Section)	64.3 (600m)
Race State	Finished



Eagle Farm QLD Professional

Race 3: SEVEN BENCHMARK 78 Handicap - 2400m

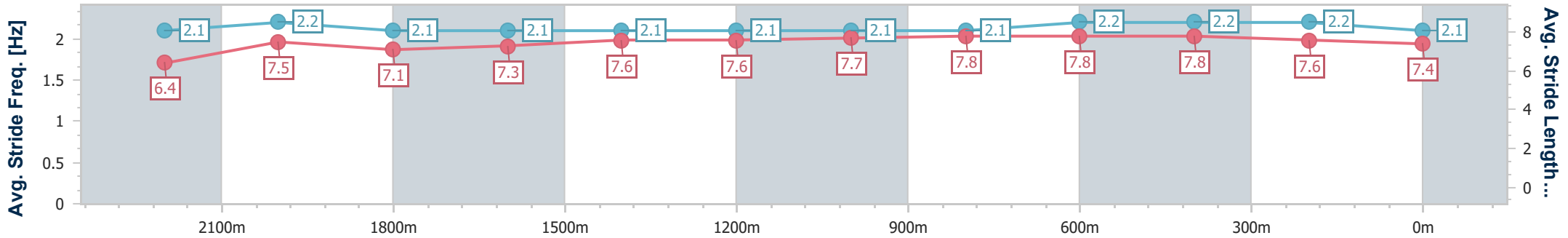
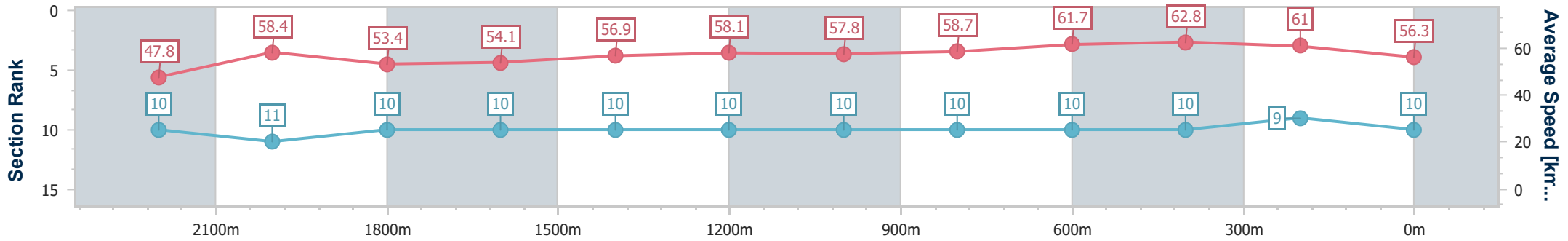
07 December 2024 - 13:23

Track Rating: Soft 5, Weather: Fine, Rail Position: True



BRISBANE RACING CLUB

Section	Overall	2200m	2000m	1800m	1600m	1400m	1200m	1000m	800m	600m	400m	200m
Section Times	2:32.36 [10] (0:15.03)	2:17.33 [10] (0:12.37)	2:04.96 [11] (0:13.47)	1:51.49 [10] (0:13.47)	1:38.02 [10] (0:12.77)	1:25.25 [10] (0:12.44)	1:12.81 [10] (0:12.43)	1:00.38 [10] (0:12.41)	0:47.97 [10] (0:11.79)	0:36.18 [10] (0:11.49)	0:24.69 [10] (0:11.80)	0:12.89 [9] (0:12.89)
Average Speed [km/h]	47.8	58.4	53.4	54.1	56.9	58.1	57.8	58.7	61.7	62.8	61.0	56.3
Top Speed [km/h]	59.6	59.8	55.0	55.1	57.9	58.7	58.8	61.4	64.0	64.3	62.3	59.4
Avg. Dist. to Rail [m]	5.7	0.9	0.7	1.8	2.5	2.4	2.7	2.1	2.1	0.9	7.4	8.5
Avg. Stride Freq. [Hz]	2.1	2.2	2.1	2.1	2.1	2.1	2.1	2.1	2.2	2.2	2.2	2.1
Avg. Stride Length [m]	6.4	7.5	7.1	7.3	7.6	7.6	7.7	7.8	7.8	7.8	7.6	7.4



- [] Ranking at each section and finish
- .-.- No data available at this section
- NA No data available



Horse/Jockey Name	Zaynudin
Final Rank	11
Fastest Section Time (Section)	0:11.72 (600m)
Top Speed [km/h] (Section)	62.3 (800m)
Race State	Finished

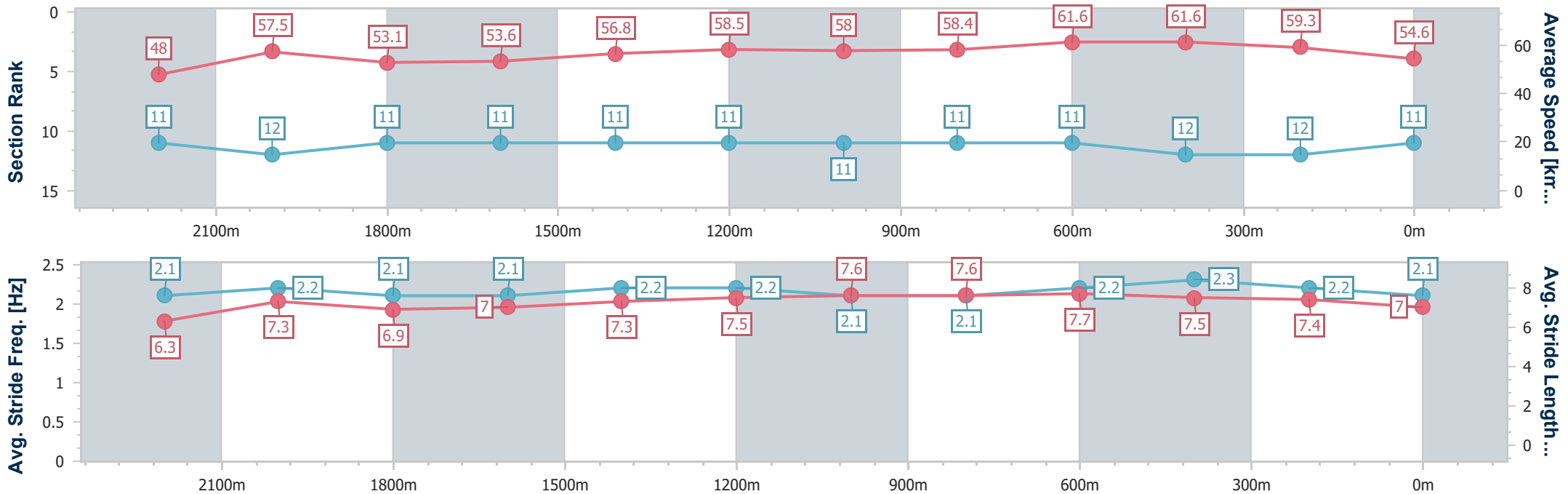


Eagle Farm QLD Professional
 Race 3: SEVEN BENCHMARK 78 Handicap - 2400m
 07 December 2024 - 13:23
 Track Rating: Soft 5, Weather: Fine, Rail Position: True



BRISBANE
RACING CLUB

Section	Overall	2200m	2000m	1800m	1600m	1400m	1200m	1000m	800m	600m	400m	200m
Section Times	2:33.31 [11] (0:15.06)	2:18.25 [11] (0:12.47)	2:05.78 [12] (0:13.44)	1:52.34 [11] (0:13.42)	1:38.92 [11] (0:12.82)	1:26.10 [11] (0:12.34)	1:13.76 [11] (0:12.43)	1:01.33 [11] (0:12.50)	0:48.83 [11] (0:11.73)	0:37.10 [11] (0:11.72)	0:25.38 [12] (0:12.12)	0:13.26 [12] (0:13.26)
Average Speed [km/h]	48.0	57.5	53.1	53.6	56.8	58.5	58.0	58.4	61.6	61.6	59.3	54.6
Top Speed [km/h]	58.6	60.2	54.1	55.0	58.3	59.2	58.5	60.7	62.3	62.3	60.9	57.5
Avg. Dist. to Rail [m]	2.2	1.5	2.2	0.8	2.8	3.3	3.4	2.7	0.7	1.1	6.7	7.7
Avg. Stride Freq. [Hz]	2.1	2.2	2.1	2.1	2.2	2.2	2.1	2.1	2.2	2.3	2.2	2.1
Avg. Stride Length [m]	6.3	7.3	6.9	7.0	7.3	7.5	7.6	7.6	7.7	7.5	7.4	7.0



- [] Ranking at each section and finish
- .-.- No data available at this section
- NA No data available



Horse/Jockey Name	Bak Da Man
Final Rank	12
Fastest Section Time (Section)	0:11.75 (800m)
Top Speed [km/h] (Section)	63.5 (800m)
Race State	Finished



Eagle Farm QLD Professional

Race 3: SEVEN BENCHMARK 78 Handicap - 2400m

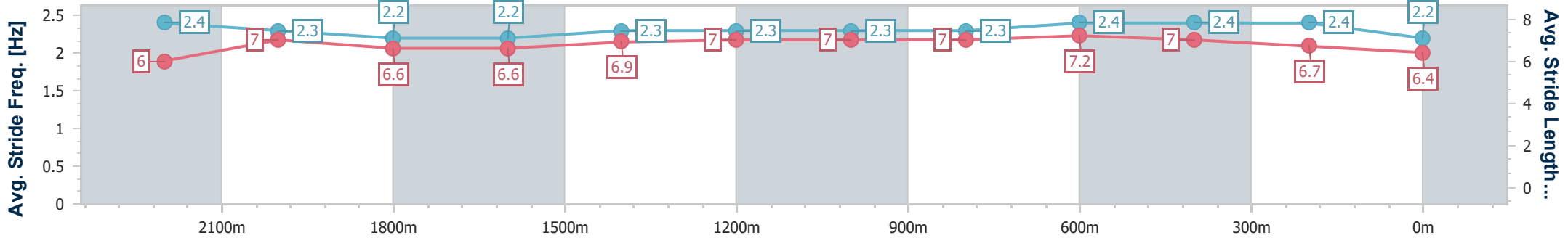
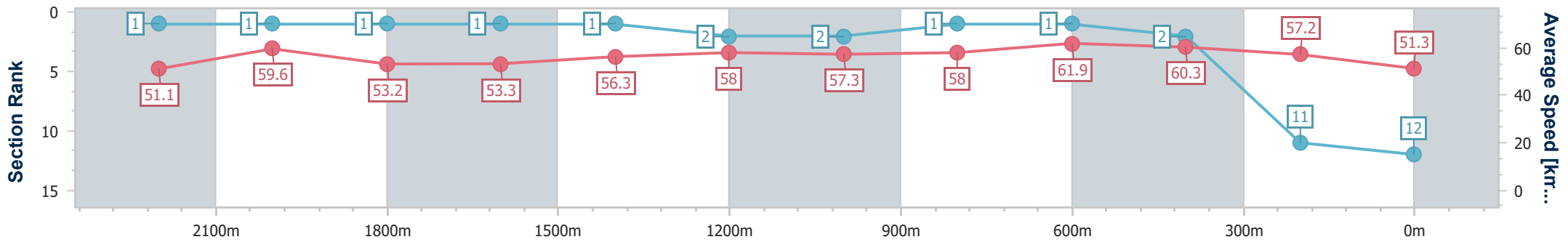
07 December 2024 - 13:23

Track Rating: Soft 5, Weather: Fine, Rail Position: True



BRISBANE RACING CLUB

Section	Overall	2200m	2000m	1800m	1600m	1400m	1200m	1000m	800m	600m	400m	200m
Section Times	2:33.71 [12] (0:14.13)	2:19.58 [1] (0:12.13)	2:07.45 [1] (0:13.37)	1:54.08 [1] (0:13.43)	1:40.65 [1] (0:12.85)	1:27.80 [1] (0:12.47)	1:15.33 [2] (0:12.52)	1:02.81 [2] (0:12.51)	0:50.30 [1] (0:11.75)	0:38.55 [1] (0:11.86)	0:26.69 [2] (0:12.62)	0:14.07 [11] (0:14.07)
Average Speed [km/h]	51.1	59.6	53.2	53.3	56.3	58.0	57.3	58.0	61.9	60.3	57.2	51.3
Top Speed [km/h]	62.2	62.8	54.3	54.5	58.5	59.3	58.6	59.8	63.5	62.6	59.1	54.3
Avg. Dist. to Rail [m]	8.6	1.4	1.8	1.0	1.6	2.4	2.6	1.0	2.1	1.0	1.7	2.6
Avg. Stride Freq. [Hz]	2.4	2.3	2.2	2.2	2.3	2.3	2.3	2.3	2.4	2.4	2.4	2.2
Avg. Stride Length [m]	6.0	7.0	6.6	6.6	6.9	7.0	7.0	7.0	7.2	7.0	6.7	6.4



- [] Ranking at each section and finish
- .-.- No data available at this section
- NA No data available



Horse/Jockey Name	Ceremonious
Final Rank	13
Fastest Section Time (Section)	0:11.74 (800m)
Top Speed [km/h] (Section)	62.8 (800m)
Race State	Finished

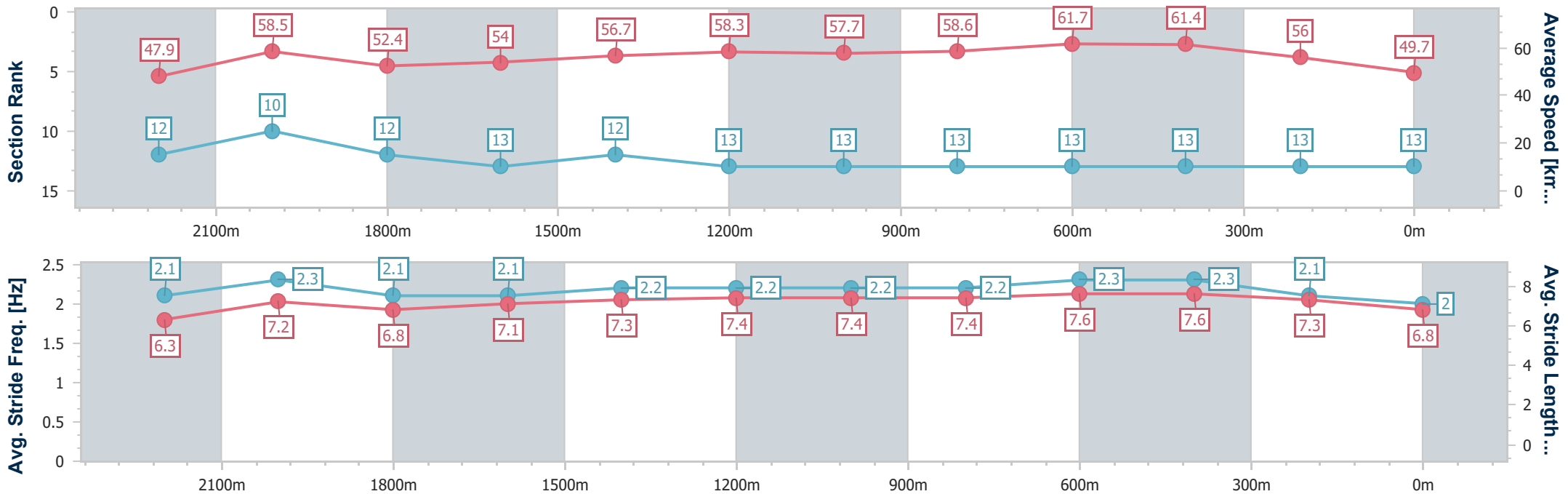


Eagle Farm QLD Professional
 Race 3: SEVEN BENCHMARK 78 Handicap - 2400m
 07 December 2024 - 13:23
 Track Rating: Soft 5, Weather: Fine, Rail Position: True



BRISBANE
RACING CLUB

Section	Overall	2200m	2000m	1800m	1600m	1400m	1200m	1000m	800m	600m	400m	200m
Section Times	2:35.69 [13] (0:15.06)	2:20.63 [12] (0:12.31)	2:08.32 [10] (0:13.78)	1:54.54 [12] (0:13.47)	1:41.07 [13] (0:12.84)	1:28.23 [12] (0:12.36)	1:15.87 [13] (0:12.49)	1:03.38 [13] (0:12.47)	0:50.91 [13] (0:11.74)	0:39.17 [13] (0:11.79)	0:27.38 [13] (0:12.82)	0:14.56 [13] (0:14.56)
Average Speed [km/h]	47.9	58.5	52.4	54.0	56.7	58.3	57.7	58.6	61.7	61.4	56.0	49.7
Top Speed [km/h]	59.0	61.3	53.8	55.3	58.8	59.4	58.6	60.8	62.8	62.4	59.1	52.1
Avg. Dist. to Rail [m]	4.8	1.4	0.7	1.6	3.1	3.2	3.3	2.5	1.2	1.2	4.2	4.2
Avg. Stride Freq. [Hz]	2.1	2.3	2.1	2.1	2.2	2.2	2.2	2.2	2.3	2.3	2.1	2.0
Avg. Stride Length [m]	6.3	7.2	6.8	7.1	7.3	7.4	7.4	7.4	7.6	7.6	7.3	6.8



- [] Ranking at each section and finish
- .-.- No data available at this section
- NA No data available



Eagle Farm QLD Professional

Race 4: SEN BENCHMARK 85 Handicap - 1200m

07 December 2024 - 14:00



BRISBANE
RACING CLUB

Track Rating: Soft 5, Weather: Fine, Rail Position: True

Section		Overall										Last 600m	
Field Times		1:09.82										0:34.67	
		(0:13.08)										(0:12.27)	
		1000m										0:34.67	
		(0:10.90)										(0:12.27)	
		800m											
		0:45.84											
		(0:11.17)											
		600m											
		0:34.67											
		(0:11.16)											
		400m											
		0:23.51											
		(0:11.24)											
		200m											
		0:12.27											
		(0:12.27)											
Rank	TAB	Horse/Jockey	Barrier	Top Speed [km/h]	Fastest Section	Overall	1000m	800m	600m	400m	200m	Margin	Distance Travelled [m]
1	2	NED'S GULLY	8	68.6	0:10.86	1:09.82 [1]	0:56.29 [5]	0:45.43 [4]	0:34.36 [4]	0:23.20 [4]	0:12.19 [2]	1:09.82	0:34.36
		Cody Collis		1000m	1000m	(0:13.53)	(0:10.86)	(0:11.07)	(0:11.16)	(0:11.01)	(0:12.19)		
2	5	POCKET FULL	10	67.7	0:10.90	1:09.84 [2]	0:55.97 [9]	0:44.93 [10]	0:33.91 [8]	0:22.78 [8]	0:11.88 [5]	0.12L	0:33.91 -1
		Ryan Maloney		1000m	400m	(0:13.87)	(0:11.04)	(0:11.02)	(0:11.13)	(0:10.90)	(0:11.88)		
3	14	TEN TRINITY SQUARE	7	67.5	0:10.84	1:09.90 [3]	0:56.16 [8]	0:45.13 [8]	0:34.02 [7]	0:23.01 [5]	0:12.17 [3]	0.51L	0:34.02 -3
		Robbie Dolan		400m	400m	(0:13.74)	(0:11.03)	(0:11.11)	(0:11.01)	(0:10.84)	(0:12.17)		
4	3	GOLDSBOROUGH	5	69.0	0:10.90	1:09.97 [4]	0:56.89 [1]	0:45.99 [1]	0:34.80 [2]	0:23.66 [1]	0:12.42 [1]	0.88L	0:34.80 -2
		Emily Lang		Overall	1000m	(0:13.08)	(0:10.90)	(0:11.19)	(0:11.14)	(0:11.24)	(0:12.42)		
5	7	BEWS	6	67.7	0:10.93	1:10.27 [5]	0:56.55 [7]	0:45.59 [7]	0:34.34 [9]	0:23.08 [9]	0:12.15 [7]	2.64L	0:34.34 -4
		Kyle Wilson-Taylor		400m	400m	(0:13.72)	(0:10.96)	(0:11.25)	(0:11.26)	(0:10.93)	(0:12.15)		
6	8	END ASSEMBLY	3	67.0	0:11.03	1:10.29 [6]	0:56.72 [6]	0:45.69 [6]	0:34.48 [6]	0:23.37 [6]	0:12.29 [6]	2.78L	0:34.48 -8
		Bailey Wheeler		1000m	1000m	(0:13.57)	(0:11.03)	(0:11.21)	(0:11.11)	(0:11.08)	(0:12.29)		
7	9	BLUE SPINEL	4	67.5	0:11.03	1:10.30 [7]	0:57.05 [3]	0:46.02 [3]	0:34.89 [3]	0:23.83 [2]	0:12.53 [4]	2.84L	0:34.89 -1
		Angela Jones		1000m	1000m	(0:13.25)	(0:11.03)	(0:11.13)	(0:11.06)	(0:11.30)	(0:12.53)		
8	1	JETTY	9	67.7	0:11.04	1:10.43 [8]	0:56.56 [9]	0:45.52 [9]	0:34.38 [10]	0:23.24 [10]	0:12.12 [8]	3.6L	0:34.38 -6
		Jake Bayliss		1000m	1000m	(0:13.87)	(0:11.04)	(0:11.14)	(0:11.14)	(0:11.12)	(0:12.12)		
9	6	ART BY CONCORDE	1	67.0	0:10.97	1:10.94 [9]	0:57.49 [4]	0:46.52 [5]	0:35.32 [5]	0:24.00 [7]	0:12.56 [9]	6.61L	0:35.32 -5
		Luke Dempsey		800m	1000m	(0:13.45)	(0:10.97)	(0:11.20)	(0:11.32)	(0:11.44)	(0:12.56)		
10	4	MY SNOW QUEEN	2	67.7	0:10.98	1:13.35 [10]	1:00.24 [2]	0:49.26 [2]	0:38.20 [1]	0:26.76 [3]	0:14.85 [10]	20.79L	0:38.20 -10
		Tahlia Fenlon		Overall	1000m	(0:13.11)	(0:10.98)	(0:11.06)	(0:11.44)	(0:11.91)	(0:14.85)		

Scratched: Acres Away (#12), Troika (#13), Light Of Boom (#10), The Astronomer (#11)

[] Ranking at each section and finish
-:-:- No data available at this section
NA No data available

SCN Saddle cloth number
DNF Did not finish
DNT Did not track



Horse/Jockey Name	Ned's Gully
Final Rank	1
Fastest Section Time (Section)	0:10.86 (1000m)
Top Speed [km/h] (Section)	68.6 (1000m)
Race State	Finished



Eagle Farm QLD Professional

Race 4: SEN BENCHMARK 85 Handicap - 1200m

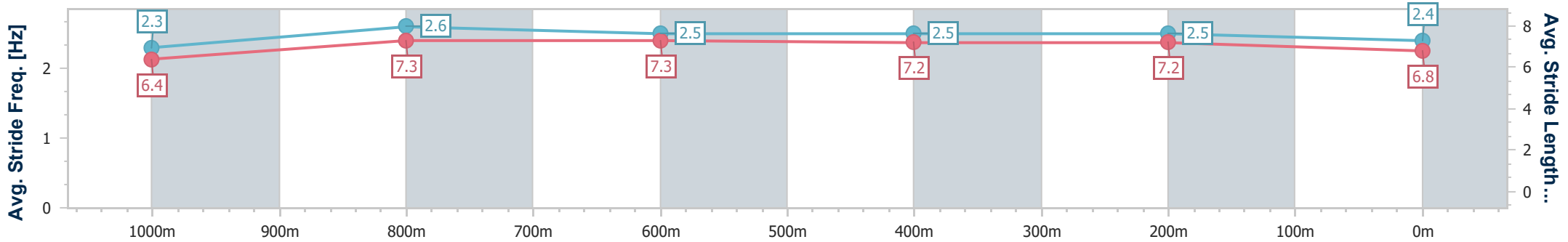
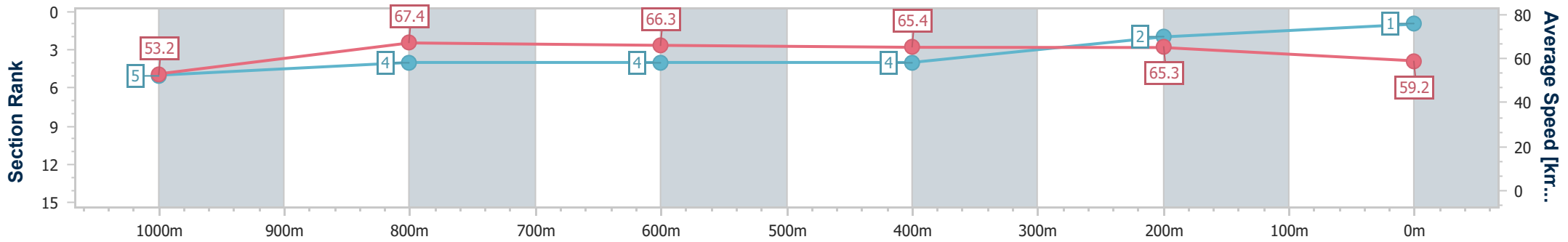
07 December 2024 - 14:00

Track Rating: Soft 5, Weather: Fine, Rail Position: True



BRISBANE RACING CLUB

Section	Overall	1000m	800m	600m	400m	200m
Section Times	1:09.82 [1] (0:13.53)	0:56.29 [5] (0:10.86)	0:45.43 [4] (0:11.07)	0:34.36 [4] (0:11.16)	0:23.20 [4] (0:11.01)	0:12.19 [2] (0:12.19)
Average Speed [km/h]	53.2	67.4	66.3	65.4	65.3	59.2
Top Speed [km/h]	65.9	68.6	66.6	66.8	66.9	63.1
Avg. Dist. to Rail [m]	4.2	3.3	3.5	3.1	7.2	8.2
Avg. Stride Freq. [Hz]	2.3	2.6	2.5	2.5	2.5	2.4
Avg. Stride Length [m]	6.4	7.3	7.3	7.2	7.2	6.8



- [] Ranking at each section and finish
- .-.- No data available at this section
- NA No data available



Horse/Jockey Name	Pocket Full
Final Rank	2
Fastest Section Time (Section)	0:10.90 (400m)
Top Speed [km/h] (Section)	67.7 (1000m)
Race State	Finished



Eagle Farm QLD Professional

Race 4: SEN BENCHMARK 85 Handicap - 1200m

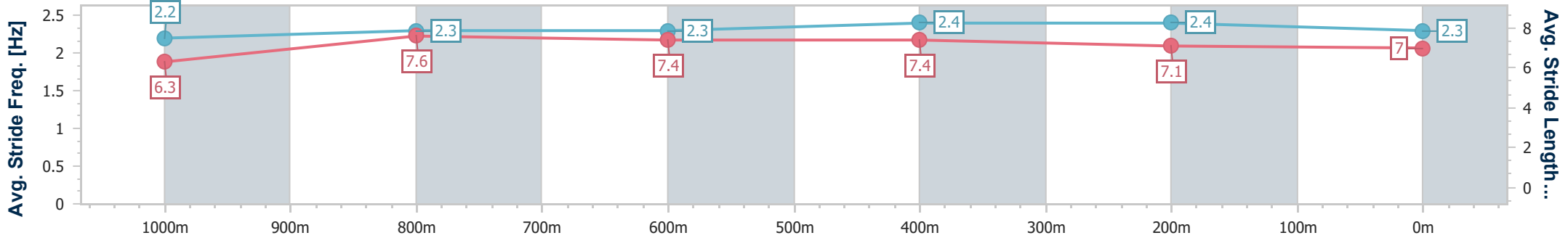
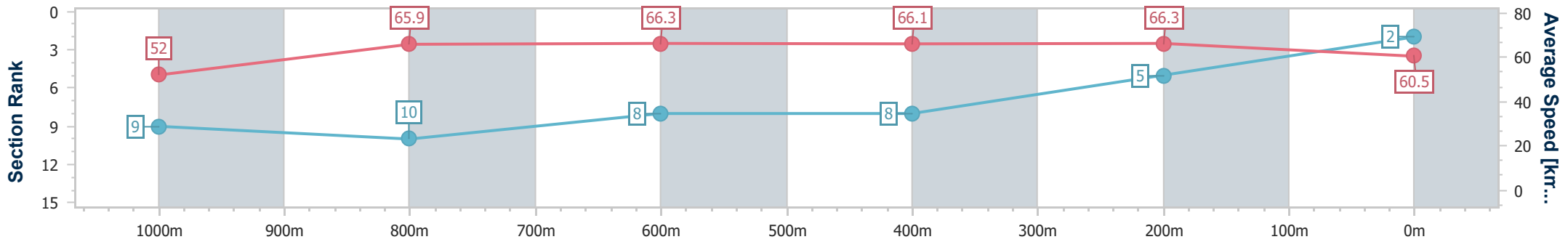
07 December 2024 - 14:00

Track Rating: Soft 5, Weather: Fine, Rail Position: True



BRISBANE RACING CLUB

Section	Overall	1000m	800m	600m	400m	200m
Section Times	1:09.84 [2] (0:13.87)	0:55.97 [9] (0:11.04)	0:44.93 [10] (0:11.02)	0:33.91 [8] (0:11.13)	0:22.78 [8] (0:10.90)	0:11.88 [5]
Average Speed [km/h]	52.0	65.9	66.3	66.1	66.3	60.5
Top Speed [km/h]	63.4	67.7	67.4	66.9	67.0	63.7
Avg. Dist. to Rail [m]	6.2	1.9	3.3	5.1	9.9	11.8
Avg. Stride Freq. [Hz]	2.2	2.3	2.3	2.4	2.4	2.3
Avg. Stride Length [m]	6.3	7.6	7.4	7.4	7.1	7.0



- [] Ranking at each section and finish
- .-.- No data available at this section
- NA No data available



Horse/Jockey Name	Ten Trinity Square
Final Rank	3
Fastest Section Time (Section)	0:10.84 (400m)
Top Speed [km/h] (Section)	67.5 (400m)
Race State	Finished



Eagle Farm QLD Professional

Race 4: SEN BENCHMARK 85 Handicap - 1200m

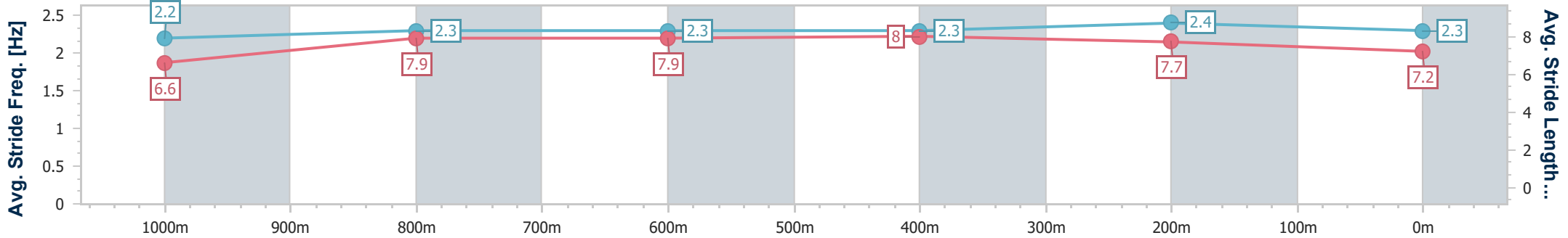
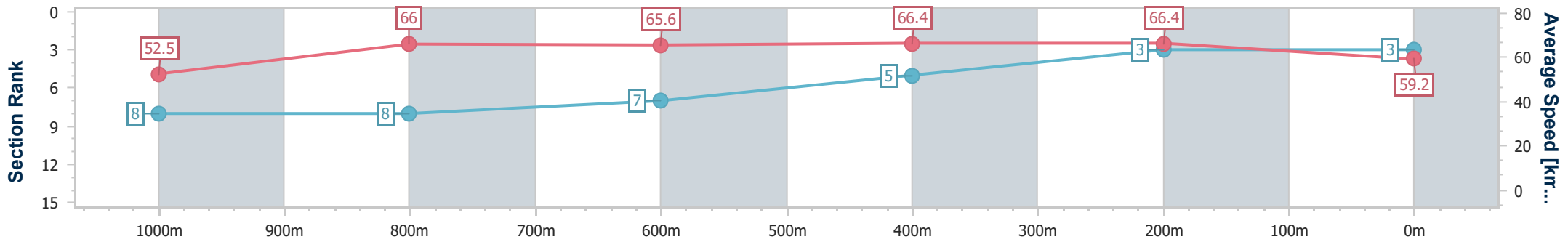
07 December 2024 - 14:00

Track Rating: Soft 5, Weather: Fine, Rail Position: True



BRISBANE RACING CLUB

Section	Overall	1000m	800m	600m	400m	200m
Section Times	1:09.90 [3] (0:13.74)	0:56.16 [8] (0:11.03)	0:45.13 [8] (0:11.11)	0:34.02 [7] (0:11.01)	0:23.01 [5] (0:10.84)	0:12.17 [3] (0:12.17)
Average Speed [km/h]	52.5	66.0	65.6	66.4	66.4	59.2
Top Speed [km/h]	65.0	67.4	67.2	67.4	67.5	64.0
Avg. Dist. to Rail [m]	3.0	2.5	2.5	2.8	6.7	7.2
Avg. Stride Freq. [Hz]	2.2	2.3	2.3	2.3	2.4	2.3
Avg. Stride Length [m]	6.6	7.9	7.9	8.0	7.7	7.2



- [] Ranking at each section and finish
- .-.- No data available at this section
- NA No data available



Horse/Jockey Name	Goldsborough
Final Rank	4
Fastest Section Time (Section)	0:10.90 (1000m)
Top Speed [km/h] (Section)	69.0 (Overall)
Race State	Finished



Eagle Farm QLD Professional

Race 4: SEN BENCHMARK 85 Handicap - 1200m

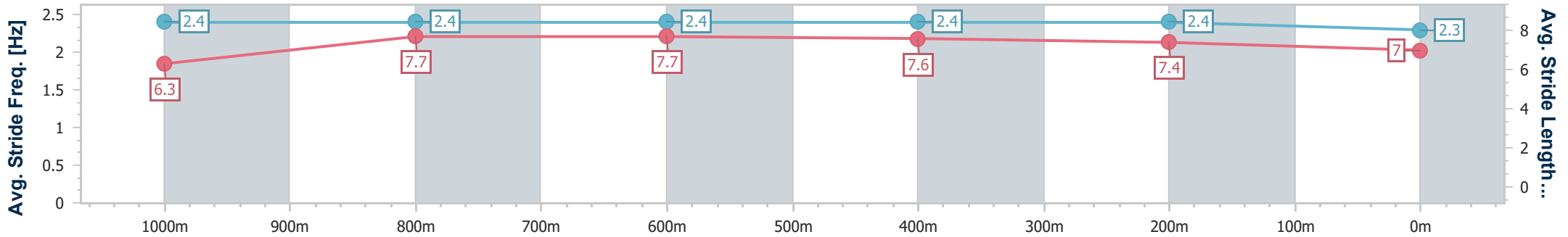
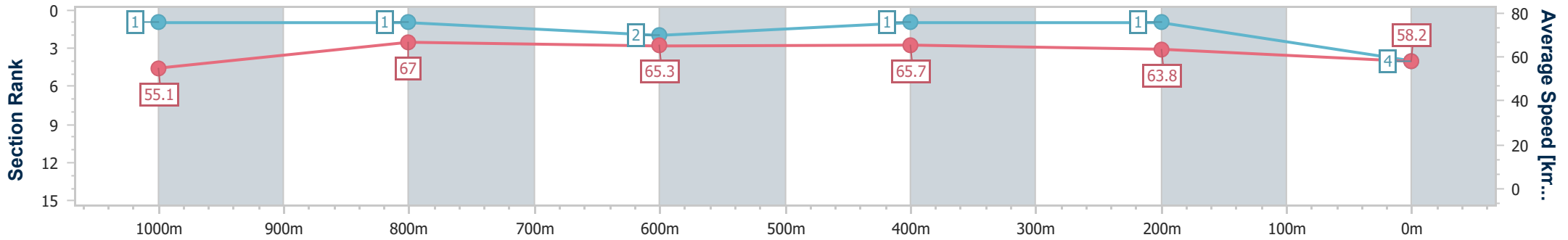
07 December 2024 - 14:00

Track Rating: Soft 5, Weather: Fine, Rail Position: True



BRISBANE RACING CLUB

Section	Overall	1000m	800m	600m	400m	200m
Section Times	1:09.97 [4] (0:13.08)	0:56.89 [1] (0:10.90)	0:45.99 [1] (0:11.19)	0:34.80 [2] (0:11.14)	0:23.66 [1] (0:11.24)	0:12.42 [1] (0:12.42)
Average Speed [km/h]	55.1	67.0	65.3	65.7	63.8	58.2
Top Speed [km/h]	69.0	68.8	67.0	67.7	66.0	61.9
Avg. Dist. to Rail [m]	3.8	2.4	3.9	2.6	4.8	4.6
Avg. Stride Freq. [Hz]	2.4	2.4	2.4	2.4	2.4	2.3
Avg. Stride Length [m]	6.3	7.7	7.7	7.6	7.4	7.0



- [] Ranking at each section and finish
- .-.- No data available at this section
- NA No data available



Horse/Jockey Name	Bews
Final Rank	5
Fastest Section Time (Section)	0:10.93 (400m)
Top Speed [km/h] (Section)	67.7 (400m)
Race State	Finished



Eagle Farm QLD Professional

Race 4: SEN BENCHMARK 85 Handicap - 1200m

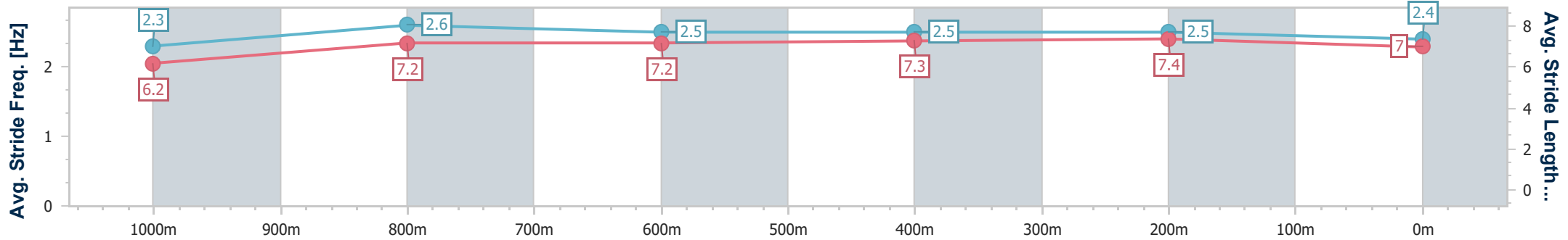
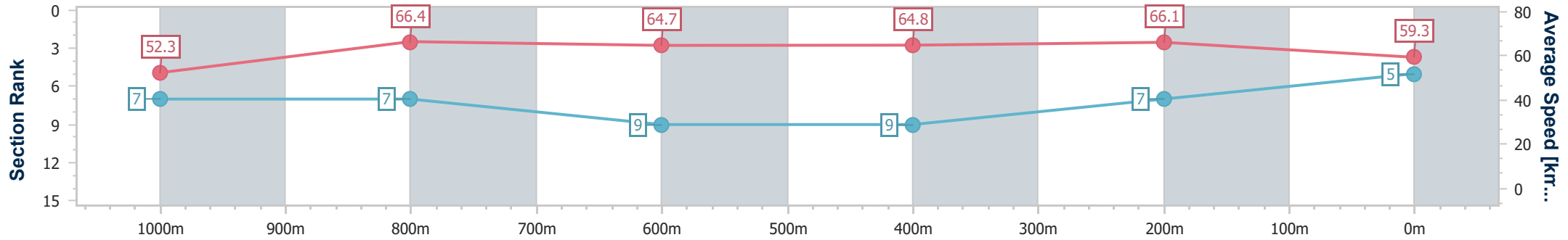
07 December 2024 - 14:00

Track Rating: Soft 5, Weather: Fine, Rail Position: True



BRISBANE RACING CLUB

Section	Overall	1000m	800m	600m	400m	200m
Section Times	1:10.27 [5] (0:13.72)	0:56.55 [7] (0:10.96)	0:45.59 [7] (0:11.25)	0:34.34 [9] (0:11.26)	0:23.08 [9] (0:10.93)	0:12.15 [7] (0:12.15)
Average Speed [km/h]	52.3	66.4	64.7	64.8	66.1	59.3
Top Speed [km/h]	65.9	67.6	66.5	66.5	67.7	63.1
Avg. Dist. to Rail [m]	2.0	1.2	2.7	3.2	7.4	6.6
Avg. Stride Freq. [Hz]	2.3	2.6	2.5	2.5	2.5	2.4
Avg. Stride Length [m]	6.2	7.2	7.2	7.3	7.4	7.0



- [] Ranking at each section and finish
- .-.- No data available at this section
- NA No data available



Horse/Jockey Name	End Assembly
Final Rank	6
Fastest Section Time (Section)	0:11.03 (1000m)
Top Speed [km/h] (Section)	67.0 (1000m)
Race State	Finished



Eagle Farm QLD Professional

Race 4: SEN BENCHMARK 85 Handicap - 1200m

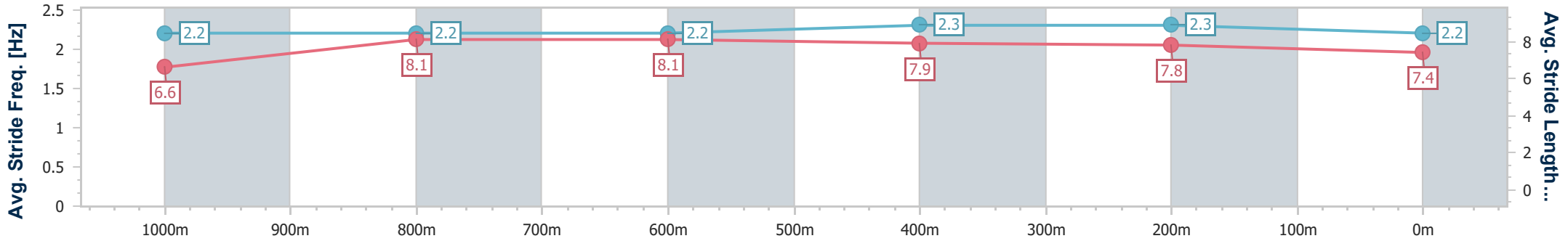
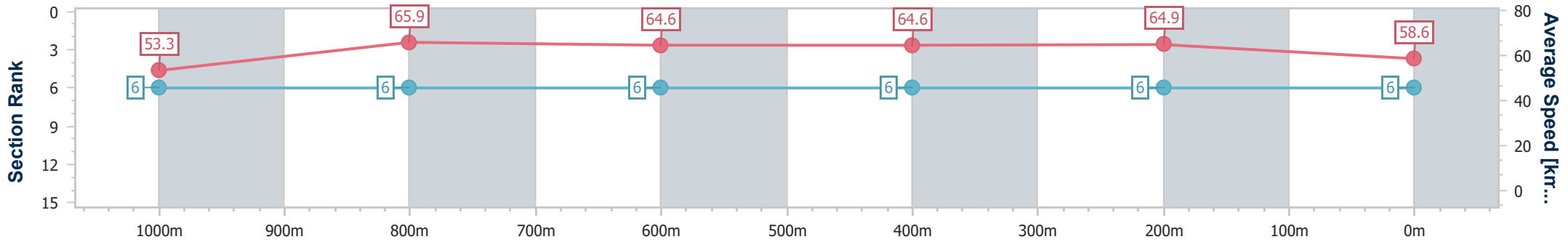
07 December 2024 - 14:00

Track Rating: Soft 5, Weather: Fine, Rail Position: True



BRISBANE RACING CLUB

Section	Overall	1000m	800m	600m	400m	200m
Section Times	1:10.29 [6] (0:13.57)	0:56.72 [6] (0:11.03)	0:45.69 [6] (0:11.21)	0:34.48 [6] (0:11.11)	0:23.37 [6] (0:11.08)	0:12.29 [6] (0:12.29)
Average Speed [km/h]	53.3	65.9	64.6	64.6	64.9	58.6
Top Speed [km/h]	66.0	67.0	65.7	66.9	66.9	63.0
Avg. Dist. to Rail [m]	2.1	1.9	1.1	0.5	2.1	0.7
Avg. Stride Freq. [Hz]	2.2	2.2	2.2	2.3	2.3	2.2
Avg. Stride Length [m]	6.6	8.1	8.1	7.9	7.8	7.4



- [] Ranking at each section and finish
- .-.- No data available at this section
- NA No data available



Horse/Jockey Name	Blue Spinel
Final Rank	7
Fastest Section Time (Section)	0:11.03 (1000m)
Top Speed [km/h] (Section)	67.5 (1000m)
Race State	Finished

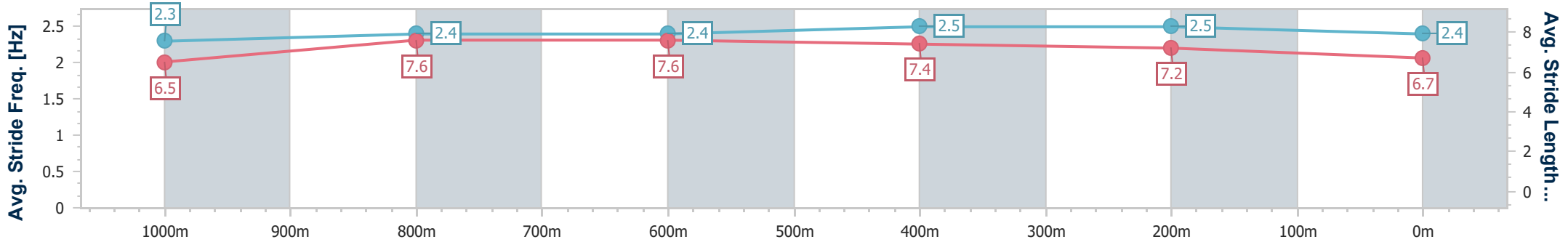
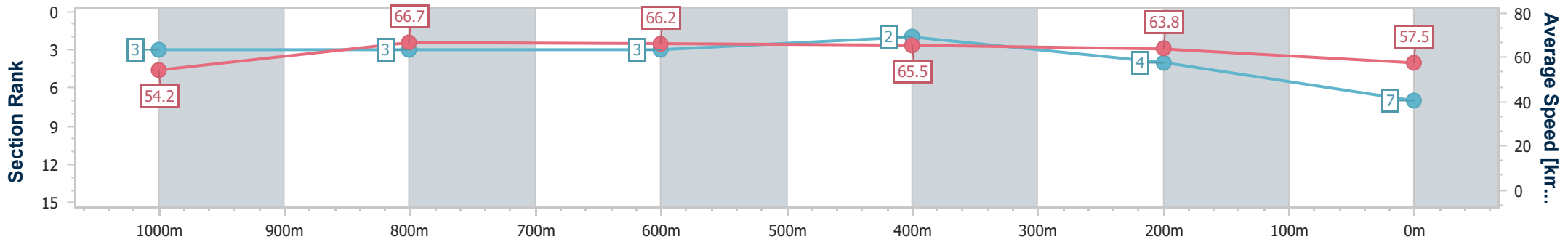


Eagle Farm QLD Professional
 Race 4: SEN BENCHMARK 85 Handicap - 1200m
 07 December 2024 - 14:00
 Track Rating: Soft 5, Weather: Fine, Rail Position: True



BRISBANE
RACING CLUB

Section	Overall	1000m	800m	600m	400m	200m
Section Times	1:10.30 [7] (0:13.25)	0:57.05 [3] (0:11.03)	0:46.02 [3] (0:11.13)	0:34.89 [3] (0:11.06)	0:23.83 [2] (0:11.30)	0:12.53 [4] (0:12.53)
Average Speed [km/h]	54.2	66.7	66.2	65.5	63.8	57.5
Top Speed [km/h]	66.2	67.5	66.6	66.5	66.3	61.5
Avg. Dist. to Rail [m]	2.7	3.5	4.6	2.2	5.9	7.5
Avg. Stride Freq. [Hz]	2.3	2.4	2.4	2.5	2.5	2.4
Avg. Stride Length [m]	6.5	7.6	7.6	7.4	7.2	6.7



- [] Ranking at each section and finish
- .-.- No data available at this section
- NA No data available



Horse/Jockey Name	Jetty
Final Rank	8
Fastest Section Time (Section)	0:11.04 (1000m)
Top Speed [km/h] (Section)	67.7 (1000m)
Race State	Finished



Eagle Farm QLD Professional

Race 4: SEN BENCHMARK 85 Handicap - 1200m

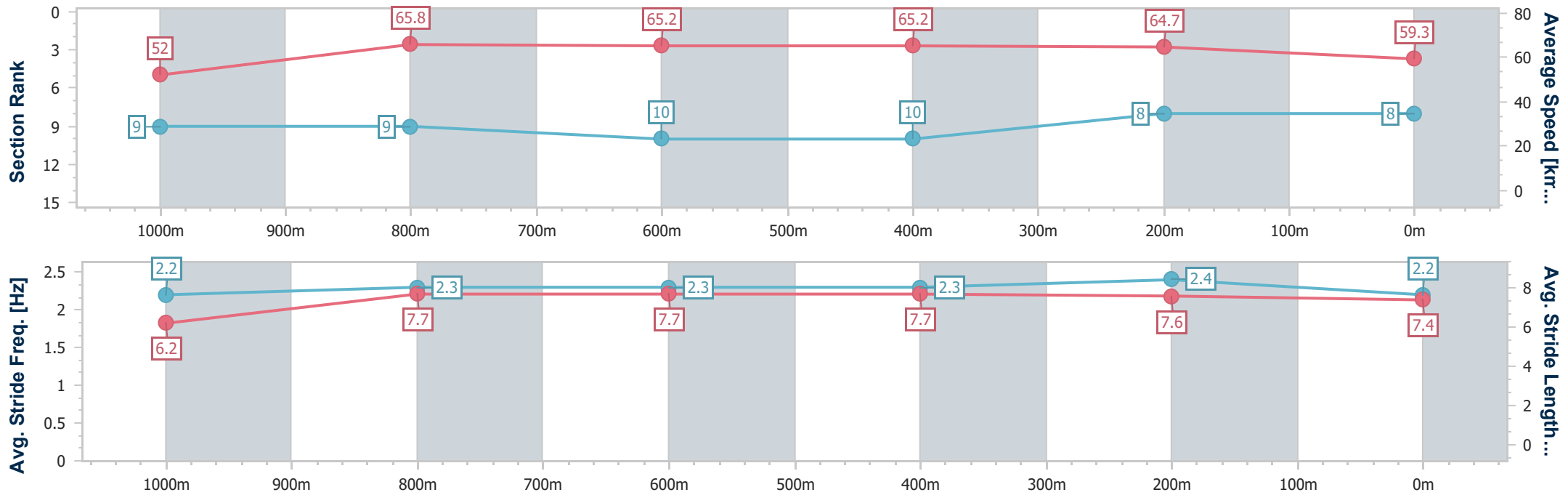
07 December 2024 - 14:00

Track Rating: Soft 5, Weather: Fine, Rail Position: True



BRISBANE RACING CLUB

Section	Overall	1000m	800m	600m	400m	200m
Section Times	1:10.43 [8] (0:13.87)	0:56.56 [9] (0:11.04)	0:45.52 [9] (0:11.14)	0:34.38 [10] (0:11.14)	0:23.24 [10] (0:11.12)	0:12.12 [8] (0:12.12)
Average Speed [km/h]	52.0	65.8	65.2	65.2	64.7	59.3
Top Speed [km/h]	63.7	67.7	67.6	66.7	66.7	62.6
Avg. Dist. to Rail [m]	5.0	2.0	1.8	1.1	3.9	2.5
Avg. Stride Freq. [Hz]	2.2	2.3	2.3	2.3	2.4	2.2
Avg. Stride Length [m]	6.2	7.7	7.7	7.7	7.6	7.4



- [] Ranking at each section and finish
- .-.- No data available at this section
- NA No data available



Horse/Jockey Name	Art By Concorde
Final Rank	9
Fastest Section Time (Section)	0:10.97 (1000m)
Top Speed [km/h] (Section)	67.0 (800m)
Race State	Finished



Eagle Farm QLD Professional

Race 4: SEN BENCHMARK 85 Handicap - 1200m

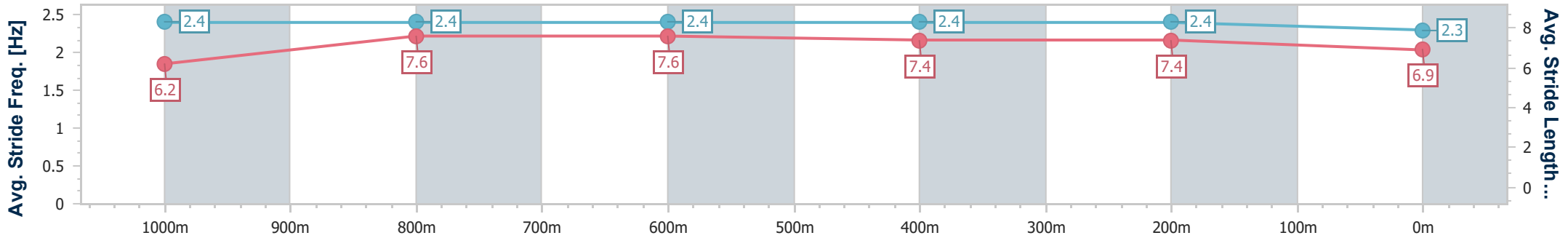
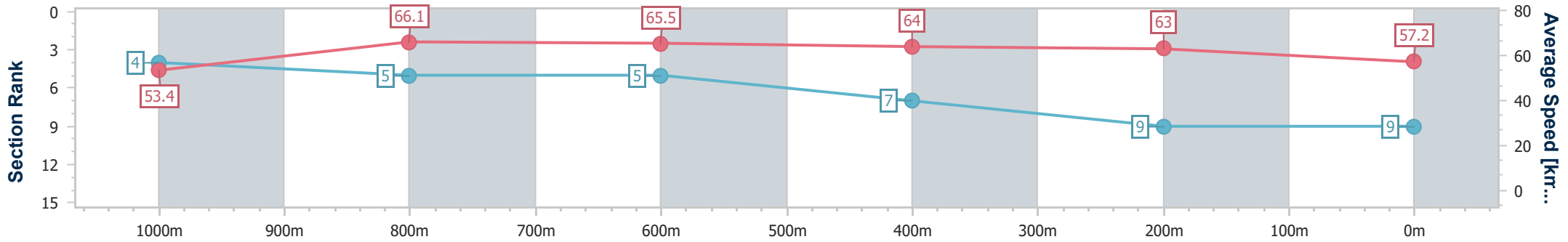
07 December 2024 - 14:00

Track Rating: Soft 5, Weather: Fine, Rail Position: True



BRISBANE RACING CLUB

Section	Overall	1000m	800m	600m	400m	200m
Section Times	1:10.94 [9] (0:13.45)	0:57.49 [4] (0:10.97)	0:46.52 [5] (0:11.20)	0:35.32 [5] (0:11.32)	0:24.00 [7] (0:11.44)	0:12.56 [9] (0:12.56)
Average Speed [km/h]	53.4	66.1	65.5	64.0	63.0	57.2
Top Speed [km/h]	65.8	66.9	67.0	65.1	65.5	60.7
Avg. Dist. to Rail [m]	0.9	1.7	3.9	1.3	1.0	0.7
Avg. Stride Freq. [Hz]	2.4	2.4	2.4	2.4	2.4	2.3
Avg. Stride Length [m]	6.2	7.6	7.6	7.4	7.4	6.9



- [] Ranking at each section and finish
- .-.- No data available at this section
- NA No data available



Horse/Jockey Name	My Snow Queen
Final Rank	10
Fastest Section Time (Section)	0:10.98 (1000m)
Top Speed [km/h] (Section)	67.7 (Overall)
Race State	Finished



Eagle Farm QLD Professional

Race 4: SEN BENCHMARK 85 Handicap - 1200m

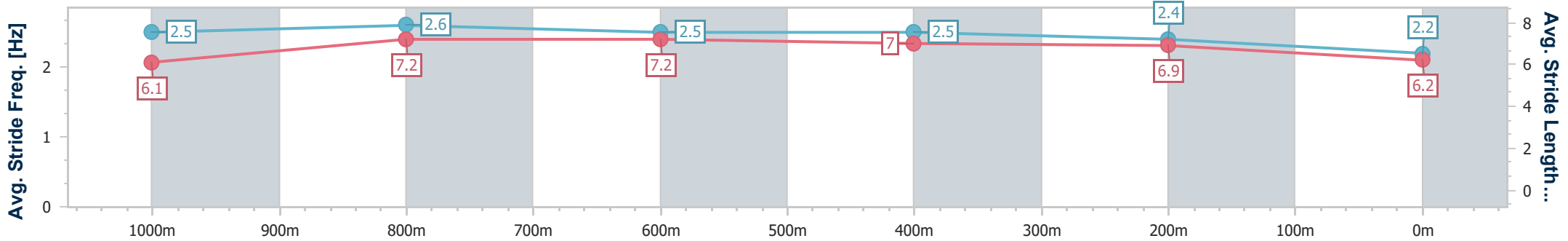
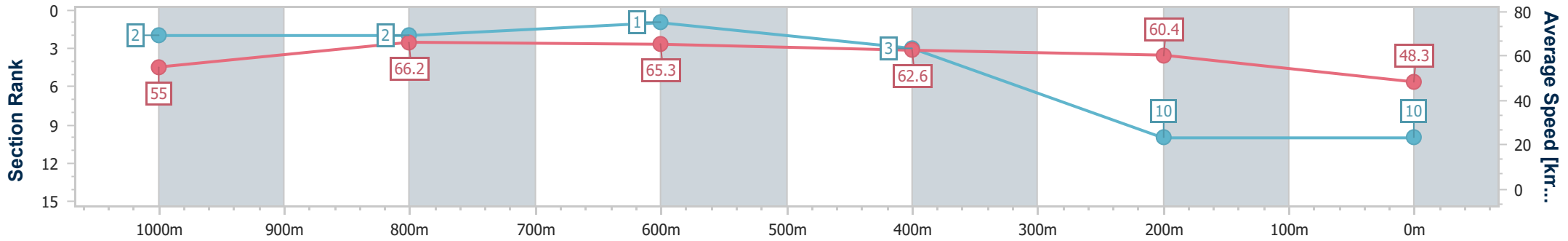
07 December 2024 - 14:00

Track Rating: Soft 5, Weather: Fine, Rail Position: True



BRISBANE RACING CLUB

Section	Overall	1000m	800m	600m	400m	200m
Section Times	1:13.35 [10] (0:13.11)	1:00.24 [2] (0:10.98)	0:49.26 [2] (0:11.06)	0:38.20 [1] (0:11.44)	0:26.76 [3] (0:11.91)	0:14.85 [10] (0:14.85)
Average Speed [km/h]	55.0	66.2	65.3	62.6	60.4	48.3
Top Speed [km/h]	67.7	67.3	67.0	63.5	62.1	56.4
Avg. Dist. to Rail [m]	1.1	1.4	1.3	1.2	0.3	1.1
Avg. Stride Freq. [Hz]	2.5	2.6	2.5	2.5	2.4	2.2
Avg. Stride Length [m]	6.1	7.2	7.2	7.0	6.9	6.2



- [] Ranking at each section and finish
- .-.- No data available at this section
- NA No data available



Eagle Farm QLD Professional
Race 5: LADBROKES JUST NOW - 1300m
07 December 2024 - 14:38



BRISBANE
RACING CLUB

Track Rating: Soft 5, Weather: Fine, Rail Position: True

Section		Overall	1200m	1000m	800m	600m	400m	Last 600m				
Field Times		1:16.43 (0:07.30)	1:09.13 (0:10.83)	0:58.30 (0:11.73)	0:46.57 (0:11.66)	0:34.91 (0:11.72)	0:23.19 (0:11.40)	0:34.91				
Rank	TAB Horse/Jockey	Barrier	Top Speed [km/h]	Fastest Section	Distance Travelled [m]							
1	1 DANNY'S ST DARCI Ryan Maloney	7	66.3 1200m	0:07.30 Overall	1:16.43 [1] (0:07.30)	1:09.13 [1] (0:11.02)	0:58.11 [3] (0:11.78)	0:46.33 [3] (0:11.76)	0:34.57 [2] (0:11.62)	0:22.95 [2] (0:11.16)	0:34.57	
2	3 CIGAR FLICK Bailey Wheeler	4	67.2 400m	0:07.86 Overall	1:16.53 [2] (0:07.86)	1:08.67 [8] (0:11.20)	0:57.47 [7] (0:11.57)	0:45.90 [6] (0:11.80)	0:34.10 [6] (0:11.41)	0:22.69 [6] (0:11.12)	0:34.10	-12
3	4 MAHBABY Mark Du Plessis	5	67.2 400m	0:07.52 Overall	1:16.67 [3] (0:07.52)	1:09.15 [4] (0:11.13)	0:58.02 [4] (0:11.82)	0:46.20 [5] (0:11.71)	0:34.49 [5] (0:11.65)	0:22.84 [5] (0:11.14)	0:34.49	+1
4	8 RAPT Taylor Marshall	2	67.6 400m	0:08.13 Overall	1:16.85 [4] (0:08.13)	1:08.72 [10] (0:11.42)	0:57.30 [10] (0:11.53)	0:45.77 [10] (0:11.86)	0:33.91 [10] (0:11.46)	0:22.45 [10] (0:10.89)	0:33.91	-7
5	5 BURNING BELL Kyle Wilson-Taylor	10	67.7 1200m	0:07.36 Overall	1:16.88 [5] (0:07.36)	1:09.52 [2] (0:10.90)	0:58.62 [2] (0:11.79)	0:46.83 [2] (0:11.84)	0:34.99 [3] (0:11.67)	0:23.32 [4] (0:11.17)	0:34.99	-4
6	2 HELL HATH NO FURY Jag Guthmann-Chester	3	66.2 1200m	0:07.64 Overall	1:17.10 [6] (0:07.64)	1:09.46 [6] (0:11.09)	0:58.37 [5] (0:11.43)	0:46.94 [4] (0:11.76)	0:35.18 [4] (0:11.60)	0:23.58 [3] (0:11.33)	0:35.18	-7
7	7 TRIFLING Robbie Dolan	6	66.0 1000m	0:07.67 Overall	1:17.44 [7] (0:07.67)	1:09.77 [7] (0:11.32)	0:58.45 [6] (0:11.74)	0:46.71 [7] (0:11.77)	0:34.94 [7] (0:11.52)	0:23.42 [7] (0:11.17)	0:34.94	-3
8	9 SPIRIT OF STORM Samantha Collett	9	65.6 400m	0:07.64 Overall	1:17.77 [8] (0:07.64)	1:10.13 [5] (0:11.56)	0:58.57 [8] (0:11.73)	0:46.84 [9] (0:11.76)	0:35.08 [8] (0:11.46)	0:23.62 [8] (0:11.24)	0:35.08	-5
9	11 UNCUT GEM Cejay Graham	8	69.5 1200m	0:07.44 Overall	1:17.80 [9] (0:07.44)	1:10.36 [3] (0:10.69)	0:59.67 [1] (0:11.73)	0:47.94 [1] (0:11.66)	0:36.28 [1] (0:11.72)	0:24.56 [1] (0:11.79)	0:36.28	-9
10	12 CATTRALL Angela Jones	1	65.4 400m	0:08.02 Overall	1:17.90 [10] (0:08.02)	1:09.88 [9] (0:11.46)	0:58.42 [9] (0:11.39)	0:47.03 [8] (0:11.97)	0:35.06 [9] (0:11.46)	0:23.60 [9] (0:11.29)	0:35.06	-16

Scratched: Loves Me Likearock (#6), Socrazyinlove (#10)

[] Ranking at each section and finish
 -:-:- No data available at this section
 NA No data available

SCN Saddle cloth number
 DNF Did not finish
 DNT Did not track



Eagle Farm QLD Professional
Race 5: LADBROKES JUST NOW - 1300m
07 December 2024 - 14:38



Track Rating: Soft 5, Weather: Fine, Rail Position: True

Section				200m				Last 600m	
Field Times				0:11.79 (0:11.79)				0:34.91	
Rank	TAB	Horse/Jockey	Barrier	Top Speed [km/h]	Fastest Section	Margin			Distance Travelled [m]
1	1	DANNY'S ST DARCI Ryan Maloney	7	66.3 1200m	0:07.30 Overall	0:11.79 [1] (0:11.79)	1:16.43		0:34.57
2	3	CIGAR FLICK Bailey Wheeler	4	67.2 400m	0:07.86 Overall	0:11.57 [4] (0:11.57)	0.57L		0:34.10 -12
3	4	MAHBABY Mark Du Plessis	5	67.2 400m	0:07.52 Overall	0:11.70 [5] (0:11.70)	1.44L		0:34.49 +1
4	8	RAPT Taylor Marshall	2	67.6 400m	0:08.13 Overall	0:11.56 [8] (0:11.56)	2.45L		0:33.91 -7
5	5	BURNING BELL Kyle Wilson-Taylor	10	67.7 1200m	0:07.36 Overall	0:12.15 [2] (0:12.15)	2.68L		0:34.99 -4
6	2	HELL HATH NO FURY Jag Guthmann-Chester	3	66.2 1200m	0:07.64 Overall	0:12.25 [3] (0:12.25)	3.96L		0:35.18 -7
7	7	TRIFLING Robbie Dolan	6	66.0 1000m	0:07.67 Overall	0:12.25 [7] (0:12.25)	5.94L		0:34.94 -3
8	9	SPIRIT OF STORM Samantha Collett	9	65.6 400m	0:07.64 Overall	0:12.38 [9] (0:12.38)	7.88L		0:35.08 -5
9	11	UNCUT GEM Cejay Graham	8	69.5 1200m	0:07.44 Overall	0:12.77 [6] (0:12.77)	8.08L		0:36.28 -9
10	12	CATTRALL Angela Jones	1	65.4 400m	0:08.02 Overall	0:12.31 [10] (0:12.31)	8.64L		0:35.06 -16

Scratched: Loves Me Likearock (#6), Socrazyinlove (#10)

[] Ranking at each section and finish
 -:-:- No data available at this section
 NA No data available

SCN Saddle cloth number
 DNF Did not finish
 DNT Did not track



Horse/Jockey Name	Danny's St Darci
Final Rank	1
Fastest Section Time (Section)	0:07.30 (Overall)
Top Speed [km/h] (Section)	66.3 (1200m)
Race State	Finished

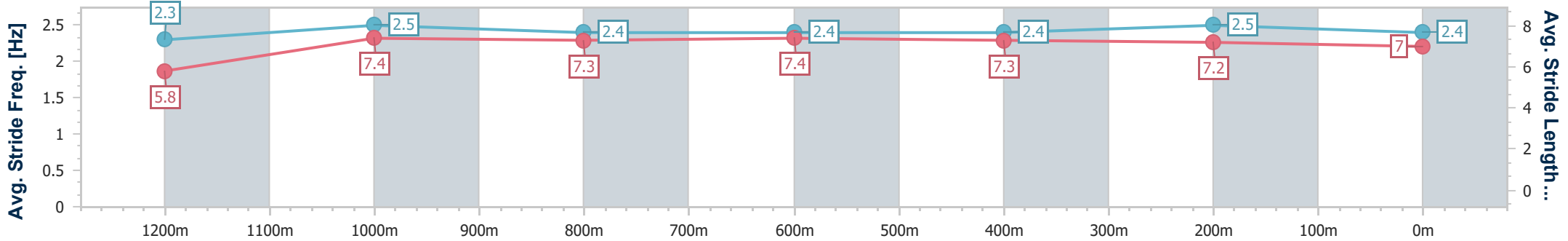
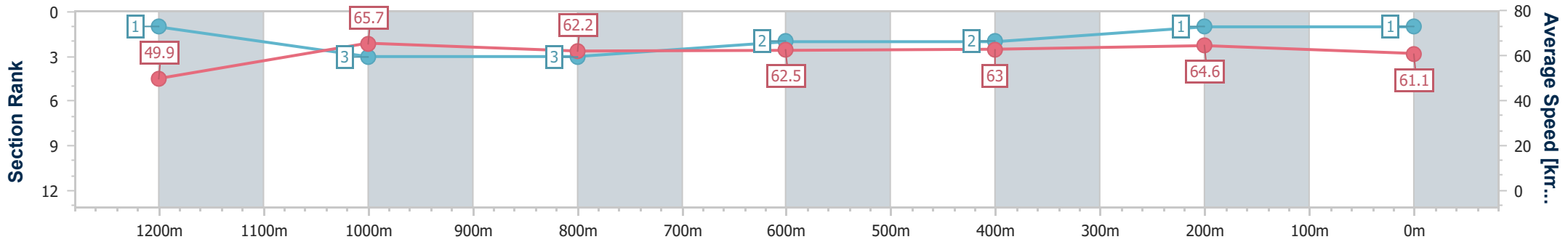


Eagle Farm QLD Professional
 Race 5: LADBROKES JUST NOW - 1300m
 07 December 2024 - 14:38
 Track Rating: Soft 5, Weather: Fine, Rail Position: True



BRISBANE
RACING CLUB

Section	Overall	1200m	1000m	800m	600m	400m	200m
Section Times	1:16.43 [1] (0:07.30)	1:09.13 [1] (0:11.02)	0:58.11 [3] (0:11.78)	0:46.33 [3] (0:11.76)	0:34.57 [2] (0:11.62)	0:22.95 [2] (0:11.16)	0:11.79 [1] (0:11.79)
Average Speed [km/h]	49.9	65.7	62.2	62.5	63.0	64.6	61.1
Top Speed [km/h]	65.9	66.3	64.0	63.3	63.6	65.5	64.8
Avg. Dist. to Rail [m]	16.4	4.2	4.1	4.5	2.9	5.2	6.7
Avg. Stride Freq. [Hz]	2.3	2.5	2.4	2.4	2.4	2.5	2.4
Avg. Stride Length [m]	5.8	7.4	7.3	7.4	7.3	7.2	7.0



- [] Ranking at each section and finish
- .-.- No data available at this section
- NA No data available



Horse/Jockey Name	Cigar Flick
Final Rank	2
Fastest Section Time (Section)	0:07.86 (Overall)
Top Speed [km/h] (Section)	67.2 (400m)
Race State	Finished

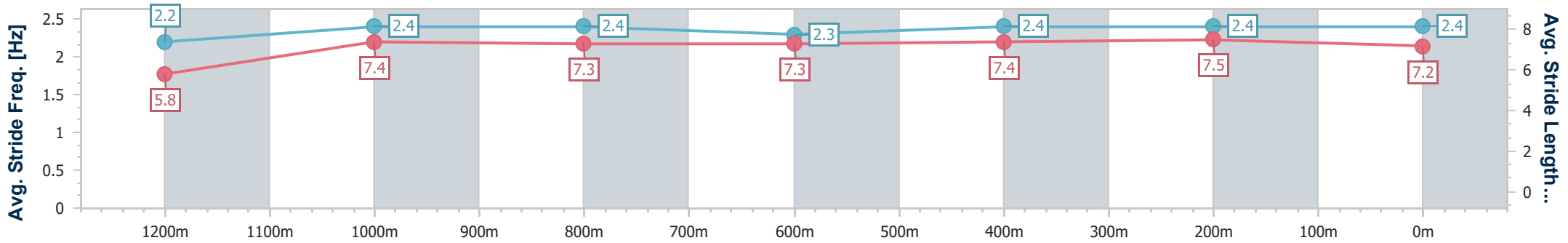
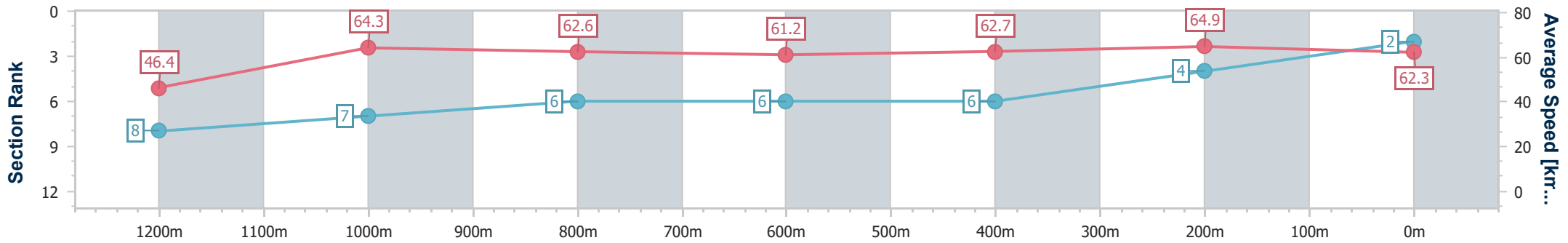


Eagle Farm QLD Professional
 Race 5: LADBROKES JUST NOW - 1300m
 07 December 2024 - 14:38
 Track Rating: Soft 5, Weather: Fine, Rail Position: True



BRISBANE
RACING CLUB

Section	Overall	1200m	1000m	800m	600m	400m	200m
Section Times	1:16.53 [2] (0:07.86)	1:08.67 [8] (0:11.20)	0:57.47 [7] (0:11.57)	0:45.90 [6] (0:11.80)	0:34.10 [6] (0:11.41)	0:22.69 [6] (0:11.12)	0:11.57 [4]
Average Speed [km/h]	46.4	64.3	62.6	61.2	62.7	64.9	62.3
Top Speed [km/h]	61.6	65.6	64.3	62.3	66.6	67.2	63.8
Avg. Dist. to Rail [m]	13.3	2.2	0.7	0.7	0.9	2.2	6.8
Avg. Stride Freq. [Hz]	2.2	2.4	2.4	2.3	2.4	2.4	2.4
Avg. Stride Length [m]	5.8	7.4	7.3	7.3	7.4	7.5	7.2



- [] Ranking at each section and finish
- .-.- No data available at this section
- NA No data available



Horse/Jockey Name	Mahbaby
Final Rank	3
Fastest Section Time (Section)	0:07.52 (Overall)
Top Speed [km/h] (Section)	67.2 (400m)
Race State	Finished

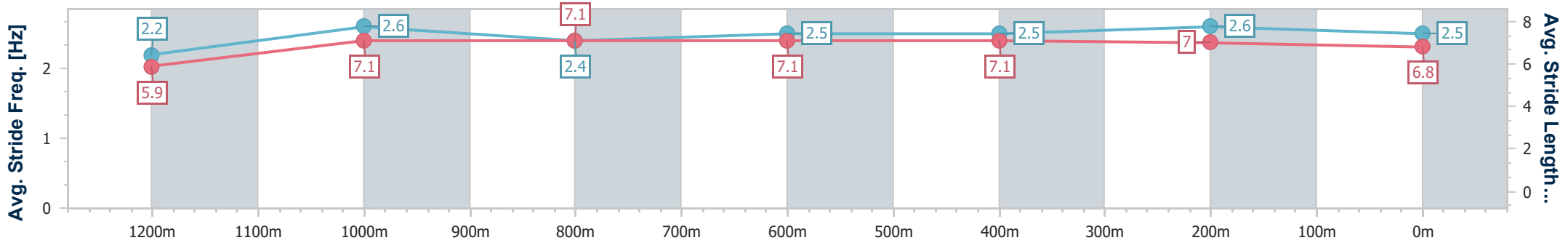
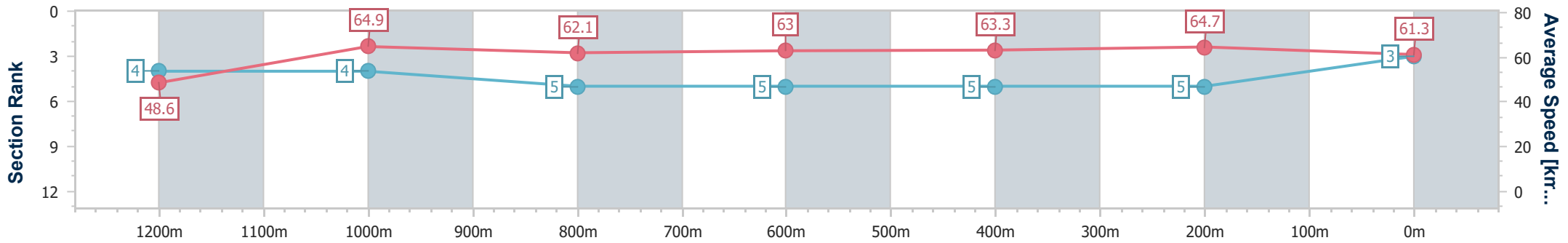


Eagle Farm QLD Professional
 Race 5: LADBROKES JUST NOW - 1300m
 07 December 2024 - 14:38
 Track Rating: Soft 5, Weather: Fine, Rail Position: True



BRISBANE
RACING CLUB

Section	Overall	1200m	1000m	800m	600m	400m	200m
Section Times	1:16.67 [3] (0:07.52)	1:09.15 [4] (0:11.13)	0:58.02 [4] (0:11.82)	0:46.20 [5] (0:11.71)	0:34.49 [5] (0:11.65)	0:22.84 [5] (0:11.14)	0:11.70 [5] (0:11.70)
Average Speed [km/h]	48.6	64.9	62.1	63.0	63.3	64.7	61.3
Top Speed [km/h]	62.5	66.9	64.9	63.9	65.8	67.2	64.8
Avg. Dist. to Rail [m]	14.0	3.0	4.2	4.8	4.8	7.4	8.3
Avg. Stride Freq. [Hz]	2.2	2.6	2.4	2.5	2.5	2.6	2.5
Avg. Stride Length [m]	5.9	7.1	7.1	7.1	7.1	7.0	6.8



- [] Ranking at each section and finish
- .-.- No data available at this section
- NA No data available



Horse/Jockey Name	Rapt
Final Rank	4
Fastest Section Time (Section)	0:08.13 (Overall)
Top Speed [km/h] (Section)	67.6 (400m)
Race State	Finished

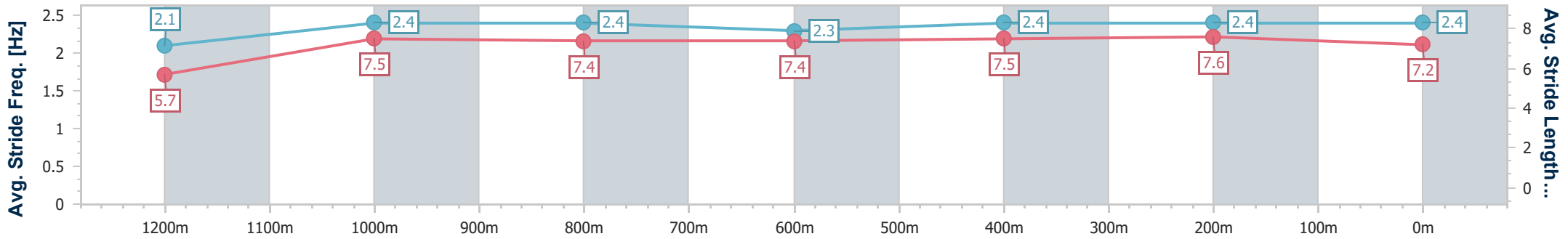
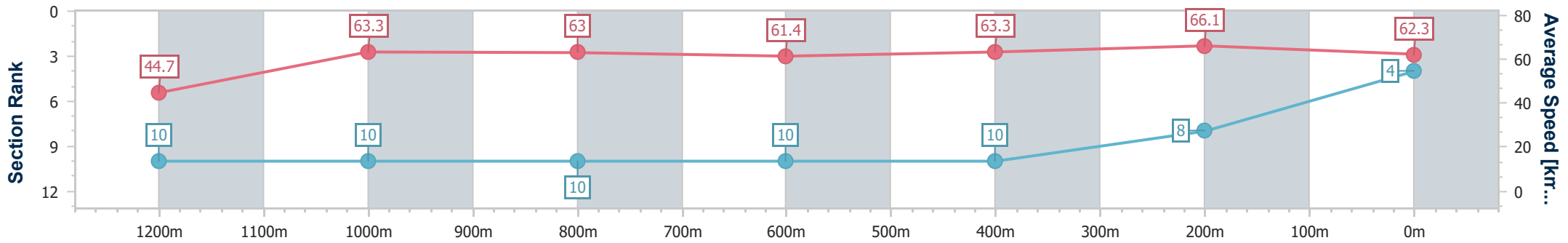


Eagle Farm QLD Professional
 Race 5: LADBROKES JUST NOW - 1300m
 07 December 2024 - 14:38
 Track Rating: Soft 5, Weather: Fine, Rail Position: True



BRISBANE
RACING CLUB

Section	Overall	1200m	1000m	800m	600m	400m	200m
Section Times	1:16.85 [4] (0:08.13)	1:08.72 [10] (0:11.42)	0:57.30 [10] (0:11.53)	0:45.77 [10] (0:11.86)	0:33.91 [10] (0:11.46)	0:22.45 [10] (0:10.89)	0:11.56 [8]
Average Speed [km/h]	44.7	63.3	63.0	61.4	63.3	66.1	62.3
Top Speed [km/h]	59.3	65.7	65.6	62.4	65.9	67.6	64.9
Avg. Dist. to Rail [m]	10.8	2.1	2.5	1.7	1.5	5.7	8.6
Avg. Stride Freq. [Hz]	2.1	2.4	2.4	2.3	2.4	2.4	2.4
Avg. Stride Length [m]	5.7	7.5	7.4	7.4	7.5	7.6	7.2



- [] Ranking at each section and finish
- .-.- No data available at this section
- NA No data available



Horse/Jockey Name	Burning Bell
Final Rank	5
Fastest Section Time (Section)	0:07.36 (Overall)
Top Speed [km/h] (Section)	67.7 (1200m)
Race State	Finished

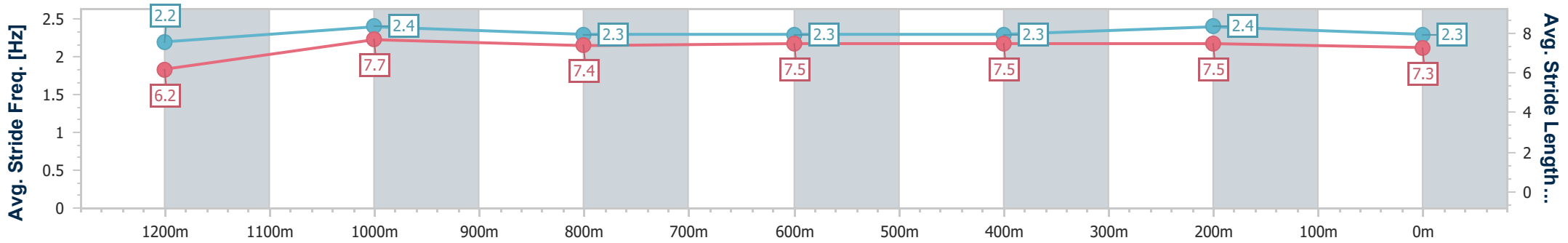
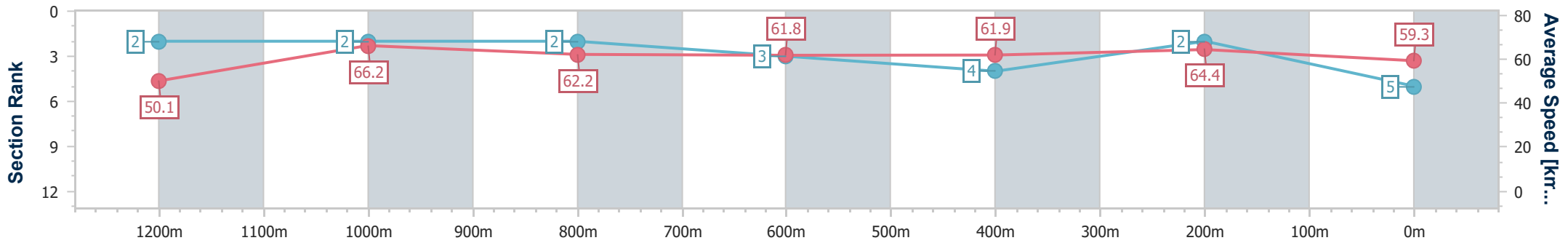


Eagle Farm QLD Professional
 Race 5: LADBROKES JUST NOW - 1300m
 07 December 2024 - 14:38
 Track Rating: Soft 5, Weather: Fine, Rail Position: True



BRISBANE
RACING CLUB

Section	Overall	1200m	1000m	800m	600m	400m	200m
Section Times	1:16.88 [5] (0:07.36)	1:09.52 [2] (0:10.90)	0:58.62 [2] (0:11.79)	0:46.83 [2] (0:11.84)	0:34.99 [3] (0:11.67)	0:23.32 [4] (0:11.17)	0:12.15 [2] (0:12.15)
Average Speed [km/h]	50.1	66.2	62.2	61.8	61.9	64.4	59.3
Top Speed [km/h]	63.7	67.7	64.7	62.7	63.7	65.9	63.5
Avg. Dist. to Rail [m]	19.8	7.8	3.8	3.4	0.7	2.1	5.0
Avg. Stride Freq. [Hz]	2.2	2.4	2.3	2.3	2.3	2.4	2.3
Avg. Stride Length [m]	6.2	7.7	7.4	7.5	7.5	7.5	7.3



- [] Ranking at each section and finish
- .-.- No data available at this section
- NA No data available



Horse/Jockey Name	Hell Hath No Fury
Final Rank	6
Fastest Section Time (Section)	0:07.64 (Overall)
Top Speed [km/h] (Section)	66.2 (1200m)
Race State	Finished

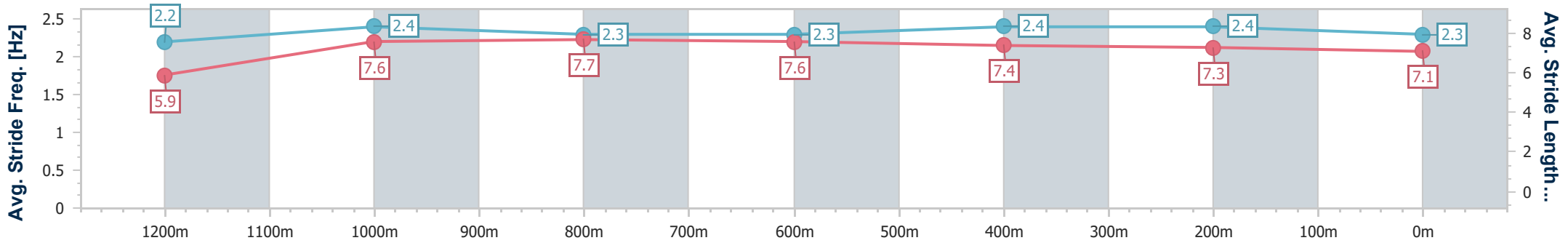
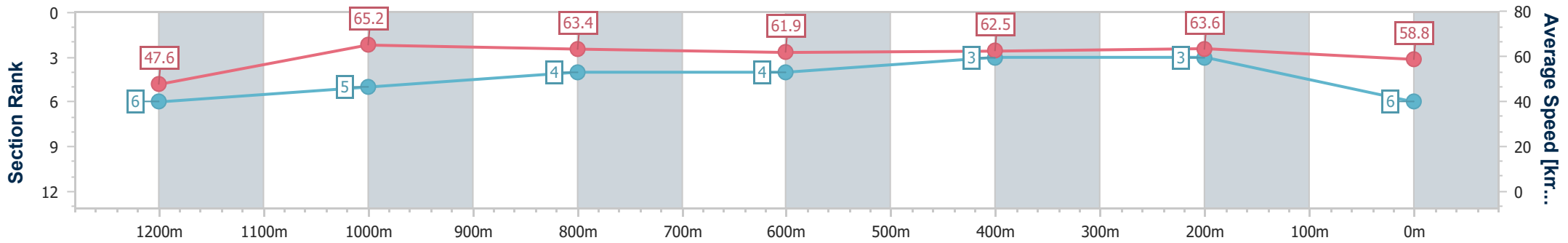


Eagle Farm QLD Professional
 Race 5: LADBROKES JUST NOW - 1300m
 07 December 2024 - 14:38
 Track Rating: Soft 5, Weather: Fine, Rail Position: True



BRISBANE
RACING CLUB

Section	Overall	1200m	1000m	800m	600m	400m	200m
Section Times	1:17.10 [6] (0:07.64)	1:09.46 [6] (0:11.09)	0:58.37 [5] (0:11.43)	0:46.94 [4] (0:11.76)	0:35.18 [4] (0:11.60)	0:23.58 [3] (0:11.33)	0:12.25 [3] (0:12.25)
Average Speed [km/h]	47.6	65.2	63.4	61.9	62.5	63.6	58.8
Top Speed [km/h]	63.5	66.2	64.5	63.2	64.4	64.9	62.3
Avg. Dist. to Rail [m]	12.3	1.5	1.0	3.0	1.4	1.0	3.3
Avg. Stride Freq. [Hz]	2.2	2.4	2.3	2.3	2.4	2.4	2.3
Avg. Stride Length [m]	5.9	7.6	7.7	7.6	7.4	7.3	7.1



- [] Ranking at each section and finish
- .-.- No data available at this section
- NA No data available



Horse/Jockey Name	Trifling
Final Rank	7
Fastest Section Time (Section)	0:07.67 (Overall)
Top Speed [km/h] (Section)	66.0 (1000m)
Race State	Finished

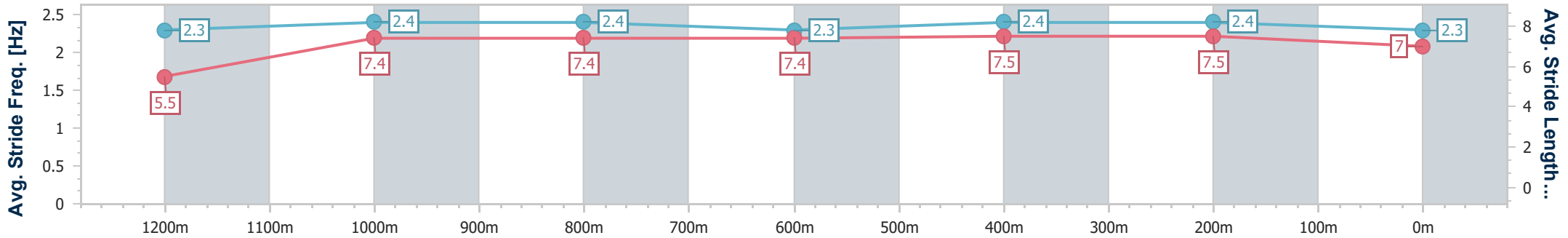
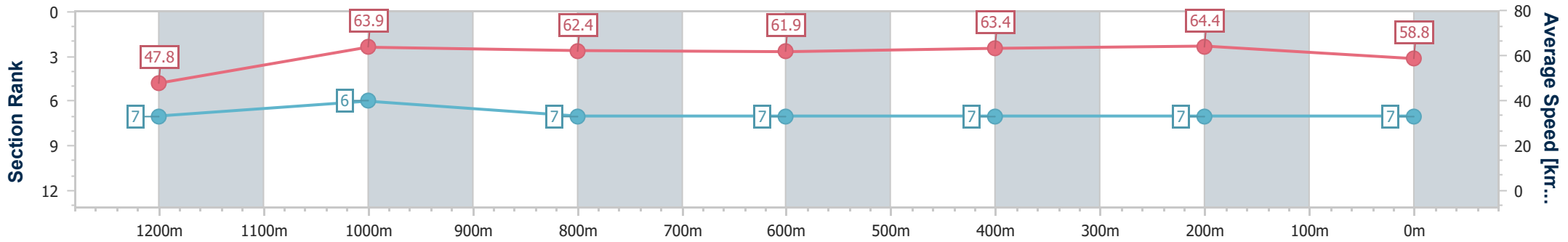


Eagle Farm QLD Professional
 Race 5: LADBROKES JUST NOW - 1300m
 07 December 2024 - 14:38
 Track Rating: Soft 5, Weather: Fine, Rail Position: True



BRISBANE
RACING CLUB

Section	Overall	1200m	1000m	800m	600m	400m	200m
Section Times	1:17.44 [7] (0:07.67)	1:09.77 [7] (0:11.32)	0:58.45 [6] (0:11.74)	0:46.71 [7] (0:11.77)	0:34.94 [7] (0:11.52)	0:23.42 [7] (0:11.17)	0:12.25 [7] (0:12.25)
Average Speed [km/h]	47.8	63.9	62.4	61.9	63.4	64.4	58.8
Top Speed [km/h]	61.8	65.2	66.0	63.7	65.8	65.9	62.9
Avg. Dist. to Rail [m]	15.9	3.7	3.5	3.0	2.8	4.9	5.2
Avg. Stride Freq. [Hz]	2.3	2.4	2.4	2.3	2.4	2.4	2.3
Avg. Stride Length [m]	5.5	7.4	7.4	7.4	7.5	7.5	7.0



- [] Ranking at each section and finish
- .-.- No data available at this section
- NA No data available



Horse/Jockey Name	Spirit Of Storm
Final Rank	8
Fastest Section Time (Section)	0:07.64 (Overall)
Top Speed [km/h] (Section)	65.6 (400m)
Race State	Finished

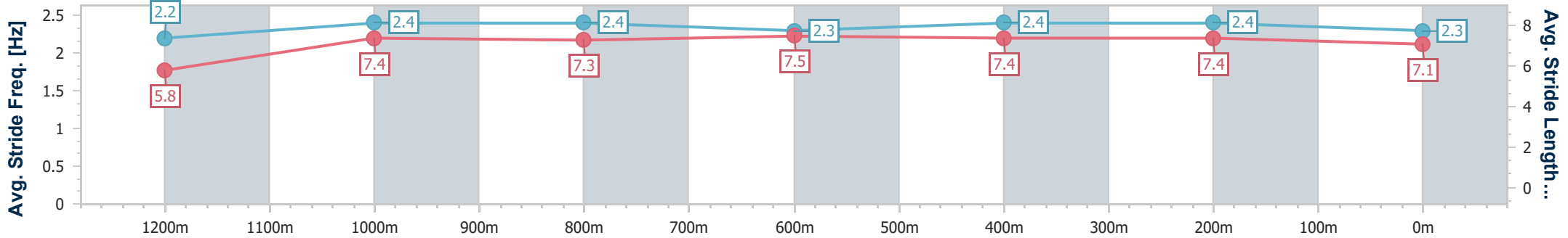
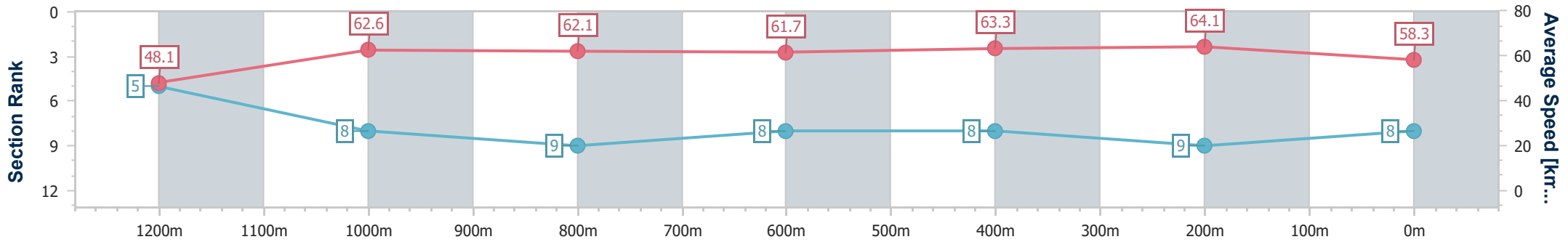


Eagle Farm QLD Professional
 Race 5: LADBROKES JUST NOW - 1300m
 07 December 2024 - 14:38
 Track Rating: Soft 5, Weather: Fine, Rail Position: True



BRISBANE
RACING CLUB

Section	Overall	1200m	1000m	800m	600m	400m	200m
Section Times	1:17.77 [8] (0:07.64)	1:10.13 [5] (0:11.56)	0:58.57 [8] (0:11.73)	0:46.84 [9] (0:11.76)	0:35.08 [8] (0:11.46)	0:23.62 [8] (0:11.24)	0:12.38 [9] (0:12.38)
Average Speed [km/h]	48.1	62.6	62.1	61.7	63.3	64.1	58.3
Top Speed [km/h]	59.7	65.5	64.6	63.5	64.9	65.6	61.4
Avg. Dist. to Rail [m]	18.5	3.9	2.7	1.4	1.8	3.0	6.6
Avg. Stride Freq. [Hz]	2.2	2.4	2.4	2.3	2.4	2.4	2.3
Avg. Stride Length [m]	5.8	7.4	7.3	7.5	7.4	7.4	7.1



- [] Ranking at each section and finish
- .-.- No data available at this section
- NA No data available



Horse/Jockey Name	Uncut Gem
Final Rank	9
Fastest Section Time (Section)	0:07.44 (Overall)
Top Speed [km/h] (Section)	69.5 (1200m)
Race State	Finished

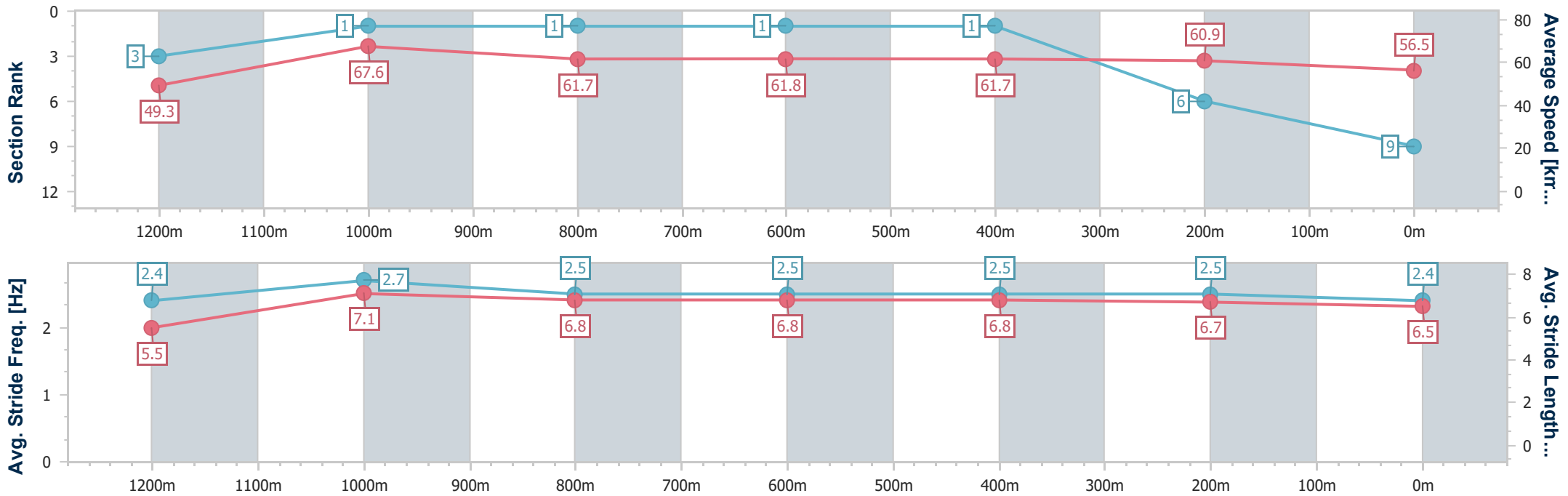


Eagle Farm QLD Professional
 Race 5: LADBROKES JUST NOW - 1300m
 07 December 2024 - 14:38
 Track Rating: Soft 5, Weather: Fine, Rail Position: True



BRISBANE
RACING CLUB

Section	Overall	1200m	1000m	800m	600m	400m	200m
Section Times	1:17.80 [9] (0:07.44)	1:10.36 [3] (0:10.69)	0:59.67 [1] (0:11.73)	0:47.94 [1] (0:11.66)	0:36.28 [1] (0:11.72)	0:24.56 [1] (0:11.79)	0:12.77 [6] (0:12.77)
Average Speed [km/h]	49.3	67.6	61.7	61.8	61.7	60.9	56.5
Top Speed [km/h]	65.5	69.5	64.2	63.6	62.3	62.6	58.8
Avg. Dist. to Rail [m]	17.8	4.0	1.4	0.6	0.4	2.7	4.2
Avg. Stride Freq. [Hz]	2.4	2.7	2.5	2.5	2.5	2.5	2.4
Avg. Stride Length [m]	5.5	7.1	6.8	6.8	6.8	6.7	6.5



- [] Ranking at each section and finish
- .-.- No data available at this section
- NA No data available



Horse/Jockey Name	Catrall
Final Rank	10
Fastest Section Time (Section)	0:08.02 (Overall)
Top Speed [km/h] (Section)	65.4 (400m)
Race State	Finished

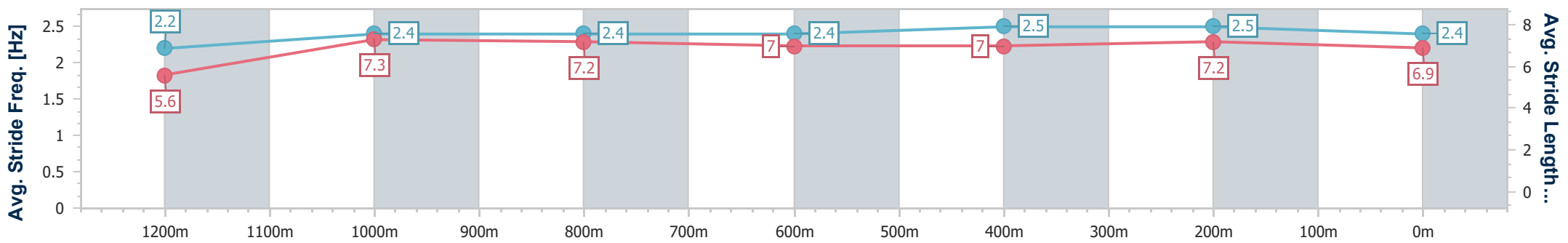
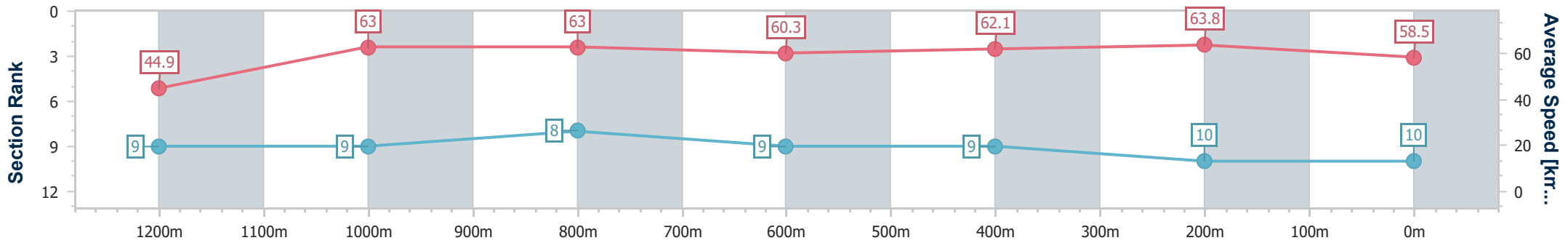


Eagle Farm QLD Professional
 Race 5: LADBROKES JUST NOW - 1300m
 07 December 2024 - 14:38
 Track Rating: Soft 5, Weather: Fine, Rail Position: True



BRISBANE
RACING CLUB

Section	Overall	1200m	1000m	800m	600m	400m	200m
Section Times	1:17.90 [10] (0:08.02)	1:09.88 [9] (0:11.46)	0:58.42 [9] (0:11.39)	0:47.03 [8] (0:11.97)	0:35.06 [9] (0:11.46)	0:23.60 [9] (0:11.29)	0:12.31 [10] (0:12.31)
Average Speed [km/h]	44.9	63.0	63.0	60.3	62.1	63.8	58.5
Top Speed [km/h]	59.2	64.8	65.0	61.9	63.9	65.4	62.9
Avg. Dist. to Rail [m]	9.7	1.0	0.2	0.2	1.7	0.5	1.3
Avg. Stride Freq. [Hz]	2.2	2.4	2.4	2.4	2.5	2.5	2.4
Avg. Stride Length [m]	5.6	7.3	7.2	7.0	7.0	7.2	6.9



- [] Ranking at each section and finish
- .-.- No data available at this section
- NA No data available



Eagle Farm QLD Professional

Race 6: U&U RECRUITMENT TAILS STAKES - 1500m

07 December 2024 - 15:13



BRISBANE
RACING CLUB

Track Rating: Soft 5, Weather: Fine, Rail Position: True

Section													Overall	1400m	1200m	1000m	800m	600m	400m	Last 600m
Field Times													1:29.30 (0:07.99)	1:21.31 (0:10.87)	1:10.44 (0:11.10)	0:59.34 (0:12.10)	0:47.24 (0:11.81)	0:35.43 (0:11.84)	0:23.59 (0:11.50)	0:35.43
Rank	TAB	Horse/Jockey	Barrier	Top Speed [km/h]	Fastest Section								Distance Travelled [m]							
1	8	ARTS OBJECT Angela Jones	10	66.0 1400m	0:08.03 Overall	1:29.30 [1] (0:08.03)	1:21.27 [3] (0:11.19)	1:10.08 [5] (0:11.24)	0:58.84 [5] (0:11.93)	0:46.91 [5] (0:11.86)	0:35.05 [4] (0:11.64)	0:23.41 [3] (0:11.32)	0:35.05							
2	5	I AM ARTIE James Orman	5	68.4 1400m	0:08.04 Overall	1:29.31 [2] (0:08.04)	1:21.27 [4] (0:10.86)	1:10.41 [2] (0:11.06)	0:59.35 [1] (0:12.10)	0:47.25 [2] (0:11.81)	0:35.44 [1] (0:11.84)	0:23.60 [1] (0:11.51)	0:35.44	-5						
3	11	CAPTAIN FENKEL Cejay Graham	9	64.8 1400m	0:08.01 Overall	1:29.48 [3] (0:08.01)	1:21.47 [2] (0:11.35)	1:10.12 [6] (0:11.41)	0:58.71 [6] (0:11.99)	0:46.72 [7] (0:11.66)	0:35.06 [6] (0:11.61)	0:23.45 [6] (0:11.42)	0:35.06	+0						
4	1	JUNIPAL Ryan Maloney	6	66.1 1400m	0:08.57 Overall	1:29.55 [4] (0:08.57)	1:20.98 [10] (0:11.21)	1:09.77 [9] (0:11.45)	0:58.32 [9] (0:11.98)	0:46.34 [10] (0:11.63)	0:34.71 [9] (0:11.46)	0:23.25 [7] (0:11.16)	0:34.71	+3						
5	6	WAPITI Nikita Beriman	4	66.7 1400m	0:08.06 Overall	1:29.61 [5] (0:08.06)	1:21.55 [5] (0:10.94)	1:10.61 [3] (0:11.18)	0:59.43 [3] (0:11.88)	0:47.55 [1] (0:11.87)	0:35.68 [2] (0:11.84)	0:23.84 [2] (0:11.60)	0:35.68	+1						
6	10	KORUTO Ron Stewart	7	67.2 1200m	0:08.48 Overall	1:29.71 [6] (0:08.48)	1:21.23 [9] (0:11.25)	1:09.98 [8] (0:11.33)	0:58.65 [8] (0:11.90)	0:46.75 [8] (0:11.72)	0:35.03 [8] (0:11.68)	0:23.35 [8] (0:11.33)	0:35.03	+2						
7	9	ENCODER Damien Thornton	8	66.7 1200m	0:08.67 Overall	1:30.07 [7] (0:08.67)	1:21.40 [11] (0:11.46)	1:09.94 [11] (0:11.16)	0:58.78 [10] (0:11.79)	0:46.99 [9] (0:11.86)	0:35.13 [10] (0:11.56)	0:23.57 [10] (0:11.31)	0:35.13	-2						
8	7	SWEET MERCY Robbie Dolan	11	65.9 400m	0:08.44 Overall	1:30.23 [8] (0:08.44)	1:21.79 [8] (0:11.56)	1:10.23 [10] (0:11.50)	0:58.73 [11] (0:11.91)	0:46.82 [11] (0:11.77)	0:35.05 [11] (0:11.50)	0:23.55 [11] (0:11.17)	0:35.05	+1						
9	3	INVER PARK Andrew Mallyon	2	66.3 1400m	0:08.16 Overall	1:30.31 [9] (0:08.16)	1:22.15 [6] (0:10.95)	1:11.20 [4] (0:11.17)	1:00.03 [4] (0:12.05)	0:47.98 [4] (0:12.01)	0:35.97 [5] (0:11.65)	0:24.32 [4] (0:11.59)	0:35.97	-5						
10	4	BETTCHA THE CROWN Samantha Collett	3	67.2 1400m	0:07.99 Overall	1:30.39 [10] (0:07.99)	1:22.40 [1] (0:10.87)	1:11.53 [1] (0:11.25)	1:00.28 [2] (0:12.02)	0:48.26 [3] (0:11.99)	0:36.27 [3] (0:11.88)	0:24.39 [5] (0:11.65)	0:36.27	-1						

[] Ranking at each section and finish
 -:-:- No data available at this section
 NA No data available

SCN Saddle cloth number
 DNF Did not finish
 DNT Did not track



Eagle Farm QLD Professional

Race 6: U&U RECRUITMENT TAILS STAKES - 1500m

07 December 2024 - 15:13



BRISBANE
RACING CLUB

Track Rating: Soft 5, Weather: Fine, Rail Position: True

Section	Overall	1400m	1200m	1000m	800m	600m	400m	Last 600m
Field Times	1:29.30 (0:07.99)	1:21.31 (0:10.87)	1:10.44 (0:11.10)	0:59.34 (0:12.10)	0:47.24 (0:11.81)	0:35.43 (0:11.84)	0:23.59 (0:11.50)	0:35.43

Rank	TAB	Horse/Jockey	Barrier	Top Speed [km/h]	Fastest Section	Overall	1400m	1200m	1000m	800m	600m	400m	Last 600m	Distance Travelled [m]
11	2	DUNE FORTY FIVE	1	66.1	0:08.33	1:30.61 [11]	1:22.28 [7]	1:11.05 [7]	0:59.82 [7]	0:47.91 [6]	0:35.93 [7]	0:24.23 [9]	0:35.93	-2
		Boris Thornton		1200m	Overall	(0:08.33)	(0:11.23)	(0:11.23)	(0:11.91)	(0:11.98)	(0:11.70)	(0:11.61)		

[] Ranking at each section and finish
 -:-:- No data available at this section
 NA No data available

SCN Saddle cloth number
 DNF Did not finish
 DNT Did not track



Eagle Farm QLD Professional

Race 6: U&U RECRUITMENT TAILS STAKES - 1500m

07 December 2024 - 15:13



BRISBANE
RACING CLUB

Track Rating: Soft 5, Weather: Fine, Rail Position: True

Section							200m			Last 600m
Field Times							0:12.09			0:35.43
							(0:12.09)			
Rank	TAB	Horse/Jockey	Barrier	Top Speed [km/h]	Fastest Section	Margin			Distance Travelled [m]	
1	8	ARTS OBJECT	10	66.0	0:08.03	0:12.09 [1]	1:29.30		0:35.05	
		Angela Jones		1400m	Overall	(0:12.09)				
2	5	I AM ARTIE	5	68.4	0:08.04	0:12.09 [2]	0.02L		0:35.44 -5	
		James Orman		1400m	Overall	(0:12.09)				
3	11	CAPTAIN FENKEL	9	64.8	0:08.01	0:12.03 [4]	1.04L		0:35.06 +0	
		Cejay Graham		1400m	Overall	(0:12.03)				
4	1	JUNIPAL	6	66.1	0:08.57	0:12.09 [5]	1.44L		0:34.71 +3	
		Ryan Maloney		1400m	Overall	(0:12.09)				
5	6	WAPITI	4	66.7	0:08.06	0:12.24 [3]	1.8L		0:35.68 +1	
		Nikita Beriman		1400m	Overall	(0:12.24)				
6	10	KORUTO	7	67.2	0:08.48	0:12.02 [8]	2.37L		0:35.03 +2	
		Ron Stewart		1200m	Overall	(0:12.02)				
7	9	ENCODER	8	66.7	0:08.67	0:12.26 [9]	4.53L		0:35.13 -2	
		Damien Thornton		1200m	Overall	(0:12.26)				
8	7	SWEET MERCY	11	65.9	0:08.44	0:12.38 [10]	5.44L		0:35.05 +1	
		Robbie Dolan		400m	Overall	(0:12.38)				
9	3	INVER PARK	2	66.3	0:08.16	0:12.73 [6]	5.95L		0:35.97 -5	
		Andrew Mallyon		1400m	Overall	(0:12.73)				
10	4	BETTCHA THE CROWN	3	67.2	0:07.99	0:12.74 [7]	6.39L		0:36.27 -1	
		Samantha Collett		1400m	Overall	(0:12.74)				



Eagle Farm QLD Professional
Race 6: U&U RECRUITMENT TAILS STAKES - 1500m
07 December 2024 - 15:13



BRISBANE
RACING CLUB

Track Rating: Soft 5, Weather: Fine, Rail Position: True

Section							200m			Last 600m
Field Times							0:12.09			0:35.43
							(0:12.09)			
Rank	TAB	Horse/Jockey	Barrier	Top Speed [km/h]	Fastest Section	Margin				Distance Travelled [m]
11	2	DUNE FORTY FIVE	1	66.1	0:08.33	0:12.62 [11]	7.7L			0:35.93
		Boris Thornton		1200m	Overall	(0:12.62)				-2

[] Ranking at each section and finish
 -:-:- No data available at this section
 NA No data available

SCN Saddle cloth number
 DNF Did not finish
 DNT Did not track



Horse/Jockey Name	Arts Object
Final Rank	1
Fastest Section Time (Section)	0:08.03 (Overall)
Top Speed [km/h] (Section)	66.0 (1400m)
Race State	Finished

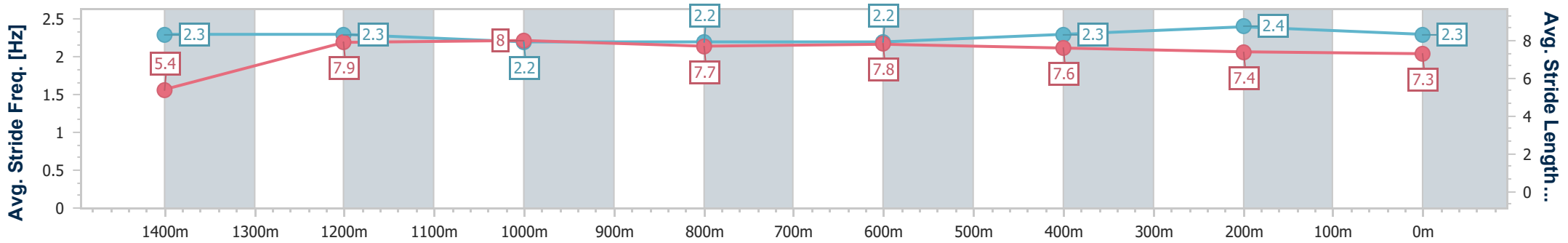
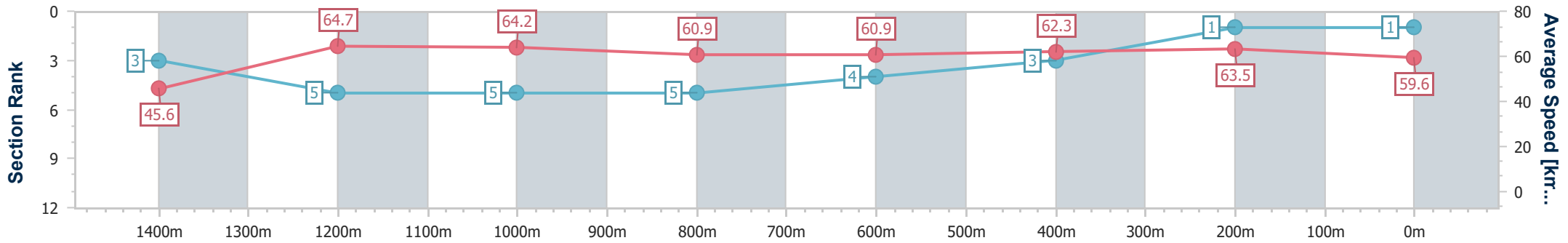


Eagle Farm QLD Professional
 Race 6: U&U RECRUITMENT TAILS STAKES - 1500m
 07 December 2024 - 15:13
 Track Rating: Soft 5, Weather: Fine, Rail Position: True



BRISBANE
RACING CLUB

Section	Overall	1400m	1200m	1000m	800m	600m	400m	200m
Section Times	1:29.30 [1] (0:08.03)	1:21.27 [3] (0:11.19)	1:10.08 [5] (0:11.24)	0:58.84 [5] (0:11.93)	0:46.91 [5] (0:11.86)	0:35.05 [4] (0:11.64)	0:23.41 [3] (0:11.32)	0:12.09 [1] (0:12.09)
Average Speed [km/h]	45.6	64.7	64.2	60.9	60.9	62.3	63.5	59.6
Top Speed [km/h]	61.5	66.0	64.7	62.8	61.8	64.1	64.7	62.9
Avg. Dist. to Rail [m]	17.4	6.1	2.7	1.3	0.9	1.2	5.2	5.0
Avg. Stride Freq. [Hz]	2.3	2.3	2.2	2.2	2.2	2.3	2.4	2.3
Avg. Stride Length [m]	5.4	7.9	8.0	7.7	7.8	7.6	7.4	7.3



- [] Ranking at each section and finish
- .-.- No data available at this section
- NA No data available



Horse/Jockey Name	I Am Artie
Final Rank	2
Fastest Section Time (Section)	0:08.04 (Overall)
Top Speed [km/h] (Section)	68.4 (1400m)
Race State	Finished

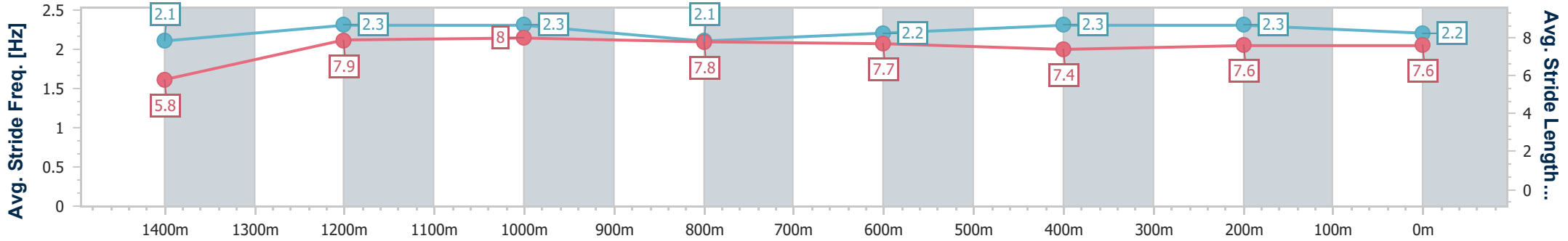
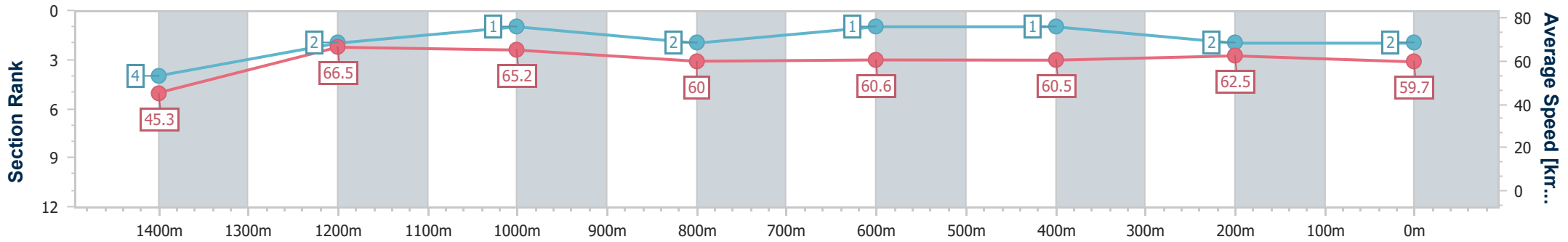


Eagle Farm QLD Professional
 Race 6: U&U RECRUITMENT TAILS STAKES - 1500m
 07 December 2024 - 15:13
 Track Rating: Soft 5, Weather: Fine, Rail Position: True



BRISBANE
RACING CLUB

Section	Overall	1400m	1200m	1000m	800m	600m	400m	200m
Section Times	1:29.31 [2] (0:08.04)	1:21.27 [4] (0:10.86)	1:10.41 [2] (0:11.06)	0:59.35 [1] (0:12.10)	0:47.25 [2] (0:11.81)	0:35.44 [1] (0:11.84)	0:23.60 [1] (0:11.51)	0:12.09 [2] (0:12.09)
Average Speed [km/h]	45.3	66.5	65.2	60.0	60.6	60.5	62.5	59.7
Top Speed [km/h]	63.8	68.4	67.6	62.9	61.6	61.6	63.2	62.4
Avg. Dist. to Rail [m]	14.0	6.0	4.0	1.7	1.3	1.2	3.7	5.8
Avg. Stride Freq. [Hz]	2.1	2.3	2.3	2.1	2.2	2.3	2.3	2.2
Avg. Stride Length [m]	5.8	7.9	8.0	7.8	7.7	7.4	7.6	7.6



- [] Ranking at each section and finish
- .-.- No data available at this section
- NA No data available



Horse/Jockey Name	Captain Fenkel
Final Rank	3
Fastest Section Time (Section)	0:08.01 (Overall)
Top Speed [km/h] (Section)	64.8 (1400m)
Race State	Finished

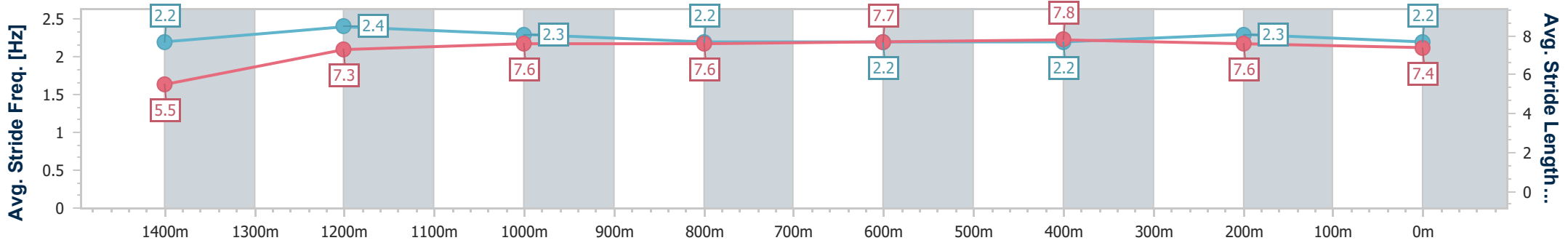
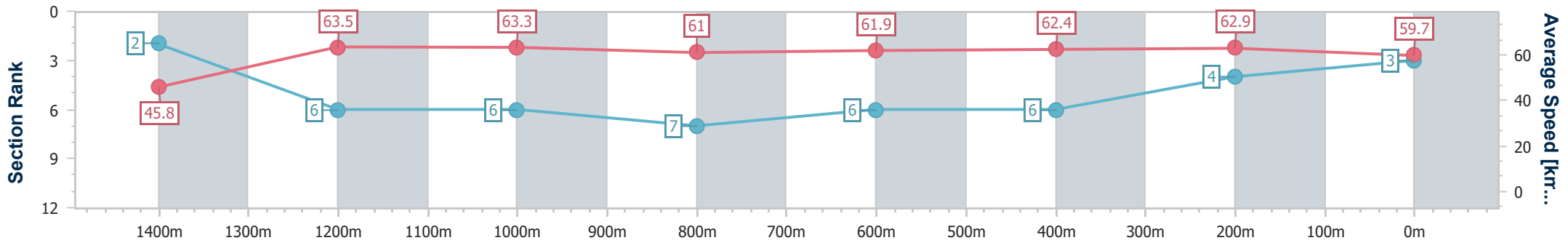


Eagle Farm QLD Professional
 Race 6: U&U RECRUITMENT TAILS STAKES - 1500m
 07 December 2024 - 15:13
 Track Rating: Soft 5, Weather: Fine, Rail Position: True



BRISBANE
RACING CLUB

Section	Overall	1400m	1200m	1000m	800m	600m	400m	200m
Section Times	1:29.48 [3] (0:08.01)	1:21.47 [2] (0:11.35)	1:10.12 [6] (0:11.41)	0:58.71 [6] (0:11.99)	0:46.72 [7] (0:11.66)	0:35.06 [6] (0:11.61)	0:23.45 [6] (0:11.42)	0:12.03 [4] (0:12.03)
Average Speed [km/h]	45.8	63.5	63.3	61.0	61.9	62.4	62.9	59.7
Top Speed [km/h]	62.8	64.8	64.4	62.2	62.7	63.8	64.6	61.4
Avg. Dist. to Rail [m]	16.9	6.5	3.9	2.5	0.8	1.5	7.2	7.1
Avg. Stride Freq. [Hz]	2.2	2.4	2.3	2.2	2.2	2.2	2.3	2.2
Avg. Stride Length [m]	5.5	7.3	7.6	7.6	7.7	7.8	7.6	7.4



- [] Ranking at each section and finish
- .-.- No data available at this section
- NA No data available



Horse/Jockey Name	Junipal
Final Rank	4
Fastest Section Time (Section)	0:08.57 (Overall)
Top Speed [km/h] (Section)	66.1 (1400m)
Race State	Finished

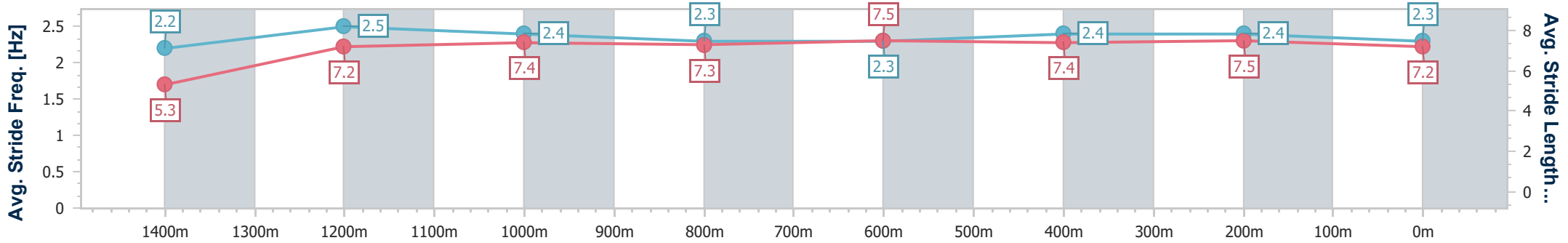
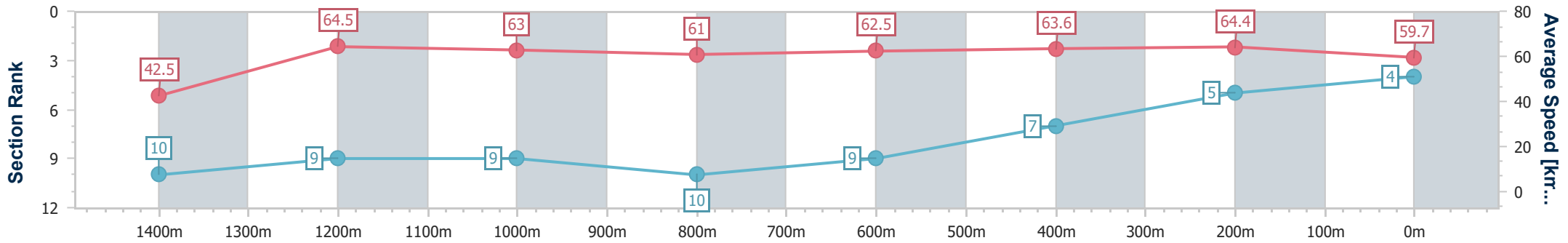


Eagle Farm QLD Professional
 Race 6: U&U RECRUITMENT TAILS STAKES - 1500m
 07 December 2024 - 15:13
 Track Rating: Soft 5, Weather: Fine, Rail Position: True



BRISBANE
RACING CLUB

Section	Overall	1400m	1200m	1000m	800m	600m	400m	200m
Section Times	1:29.55 [4] (0:08.57)	1:20.98 [10] (0:11.21)	1:09.77 [9] (0:11.45)	0:58.32 [9] (0:11.98)	0:46.34 [10] (0:11.63)	0:34.71 [9] (0:11.46)	0:23.25 [7] (0:11.16)	0:12.09 [5] (0:12.09)
Average Speed [km/h]	42.5	64.5	63.0	61.0	62.5	63.6	64.4	59.7
Top Speed [km/h]	61.4	66.1	65.0	62.4	64.2	65.7	65.8	61.7
Avg. Dist. to Rail [m]	13.6	3.4	3.5	3.3	1.5	2.4	6.0	5.9
Avg. Stride Freq. [Hz]	2.2	2.5	2.4	2.3	2.3	2.4	2.4	2.3
Avg. Stride Length [m]	5.3	7.2	7.4	7.3	7.5	7.4	7.5	7.2



- [] Ranking at each section and finish
- .-.- No data available at this section
- NA No data available



Horse/Jockey Name	Wapiti
Final Rank	5
Fastest Section Time (Section)	0:08.06 (Overall)
Top Speed [km/h] (Section)	66.7 (1400m)
Race State	Finished

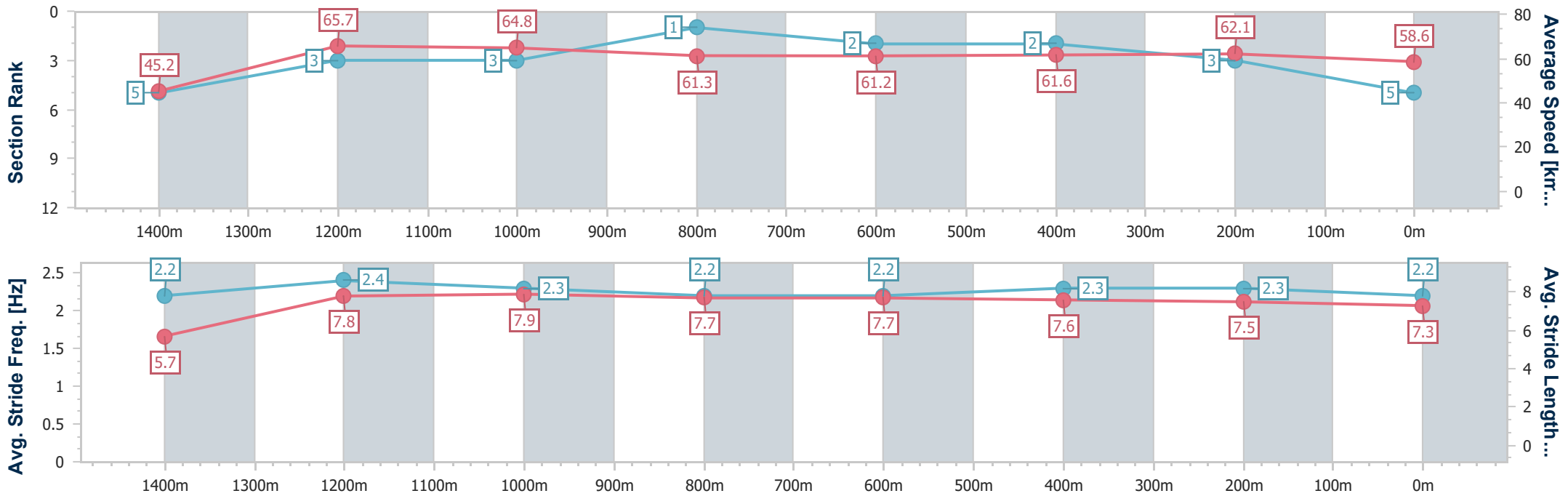


Eagle Farm QLD Professional
 Race 6: U&U RECRUITMENT TAILS STAKES - 1500m
 07 December 2024 - 15:13
 Track Rating: Soft 5, Weather: Fine, Rail Position: True



BRISBANE
RACING CLUB

Section	Overall	1400m	1200m	1000m	800m	600m	400m	200m
Section Times	1:29.61 [5] (0:08.06)	1:21.55 [5] (0:10.94)	1:10.61 [3] (0:11.18)	0:59.43 [3] (0:11.88)	0:47.55 [1] (0:11.87)	0:35.68 [2] (0:11.84)	0:23.84 [2] (0:11.60)	0:12.24 [3] (0:12.24)
Average Speed [km/h]	45.2	65.7	64.8	61.3	61.2	61.6	62.1	58.6
Top Speed [km/h]	63.6	66.7	65.8	63.4	62.0	62.4	63.1	60.8
Avg. Dist. to Rail [m]	12.5	3.8	3.3	2.7	2.3	2.0	4.3	3.5
Avg. Stride Freq. [Hz]	2.2	2.4	2.3	2.2	2.2	2.3	2.3	2.2
Avg. Stride Length [m]	5.7	7.8	7.9	7.7	7.7	7.6	7.5	7.3



- [] Ranking at each section and finish
- .-.-.- No data available at this section
- NA No data available



Horse/Jockey Name	Koruto
Final Rank	6
Fastest Section Time (Section)	0:08.48 (Overall)
Top Speed [km/h] (Section)	67.2 (1200m)
Race State	Finished

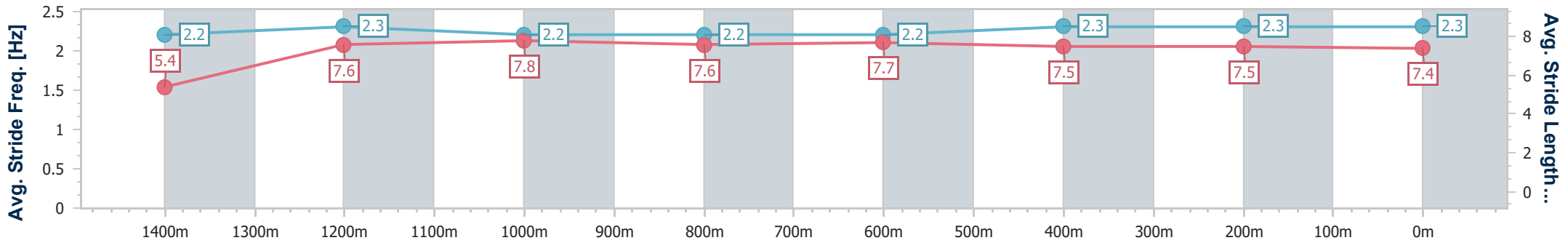
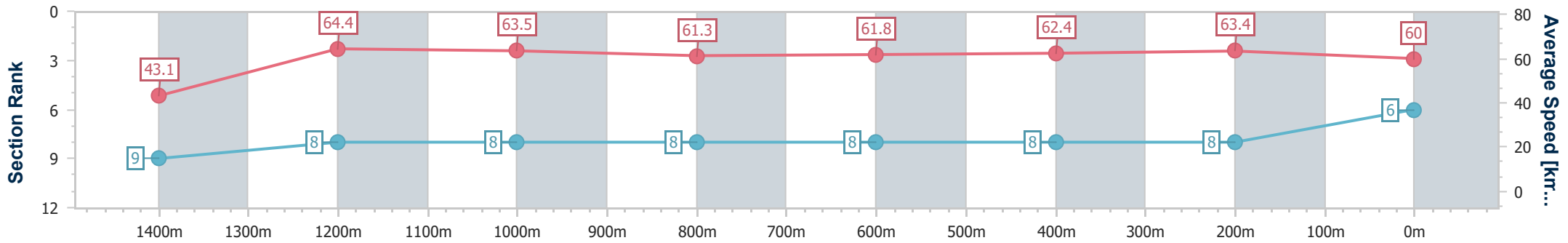


Eagle Farm QLD Professional
 Race 6: U&U RECRUITMENT TAILS STAKES - 1500m
 07 December 2024 - 15:13
 Track Rating: Soft 5, Weather: Fine, Rail Position: True



BRISBANE
RACING CLUB

Section	Overall	1400m	1200m	1000m	800m	600m	400m	200m
Section Times	1:29.71 [6] (0:08.48)	1:21.23 [9] (0:11.25)	1:09.98 [8] (0:11.33)	0:58.65 [8] (0:11.90)	0:46.75 [8] (0:11.72)	0:35.03 [8] (0:11.68)	0:23.35 [8] (0:11.33)	0:12.02 [8] (0:12.02)
Average Speed [km/h]	43.1	64.4	63.5	61.3	61.8	62.4	63.4	60.0
Top Speed [km/h]	60.0	67.1	67.2	62.2	62.8	63.8	64.7	62.9
Avg. Dist. to Rail [m]	15.0	4.3	3.4	2.3	1.5	1.9	7.1	8.3
Avg. Stride Freq. [Hz]	2.2	2.3	2.2	2.2	2.2	2.3	2.3	2.3
Avg. Stride Length [m]	5.4	7.6	7.8	7.6	7.7	7.5	7.5	7.4



- [] Ranking at each section and finish
- .-.- No data available at this section
- NA No data available



Horse/Jockey Name	Encoder
Final Rank	7
Fastest Section Time (Section)	0:08.67 (Overall)
Top Speed [km/h] (Section)	66.7 (1200m)
Race State	Finished

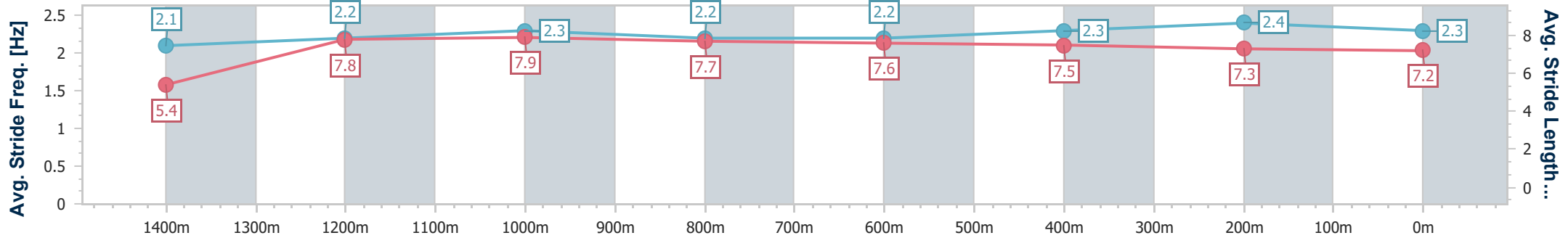
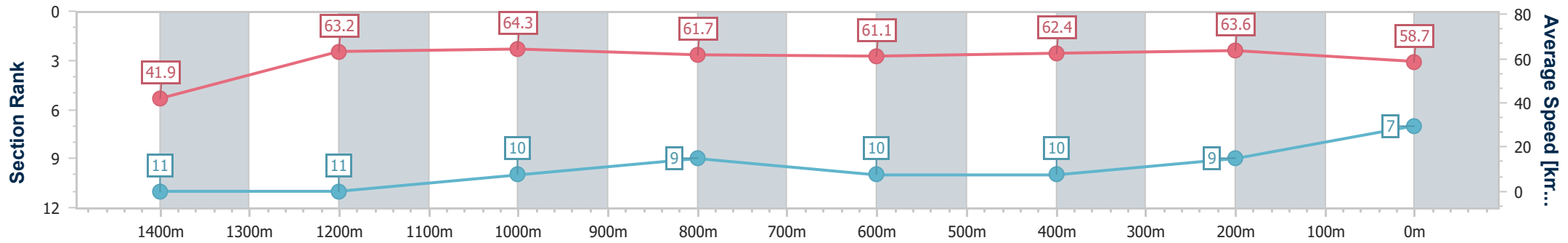


Eagle Farm QLD Professional
 Race 6: U&U RECRUITMENT TAILS STAKES - 1500m
 07 December 2024 - 15:13
 Track Rating: Soft 5, Weather: Fine, Rail Position: True



BRISBANE
RACING CLUB

Section	Overall	1400m	1200m	1000m	800m	600m	400m	200m
Section Times	1:30.07 [7] (0:08.67)	1:21.40 [11] (0:11.46)	1:09.94 [11] (0:11.16)	0:58.78 [10] (0:11.79)	0:46.99 [9] (0:11.86)	0:35.13 [10] (0:11.56)	0:23.57 [10] (0:11.31)	0:12.26 [9] (0:12.26)
Average Speed [km/h]	41.9	63.2	64.3	61.7	61.1	62.4	63.6	58.7
Top Speed [km/h]	59.1	64.8	66.7	63.1	62.5	64.6	65.5	63.0
Avg. Dist. to Rail [m]	16.1	5.1	3.1	1.6	1.0	0.7	6.2	6.3
Avg. Stride Freq. [Hz]	2.1	2.2	2.3	2.2	2.2	2.3	2.4	2.3
Avg. Stride Length [m]	5.4	7.8	7.9	7.7	7.6	7.5	7.3	7.2



- [] Ranking at each section and finish
- .-.- No data available at this section
- NA No data available



Horse/Jockey Name	Sweet Mercy
Final Rank	8
Fastest Section Time (Section)	0:08.44 (Overall)
Top Speed [km/h] (Section)	65.9 (400m)
Race State	Finished

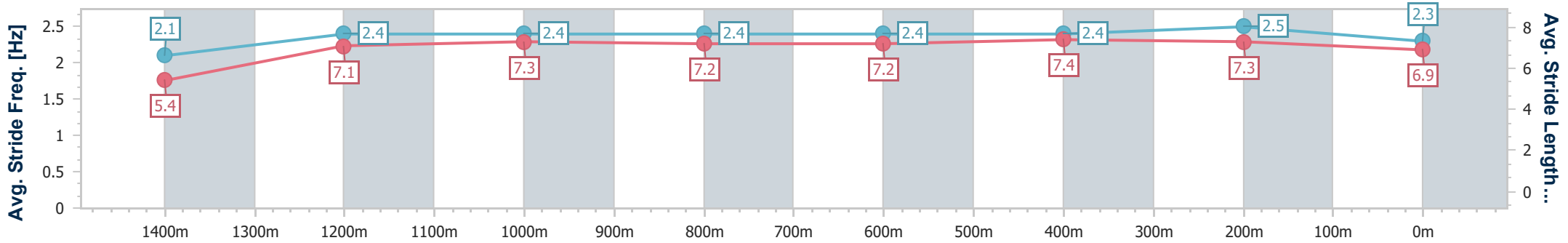
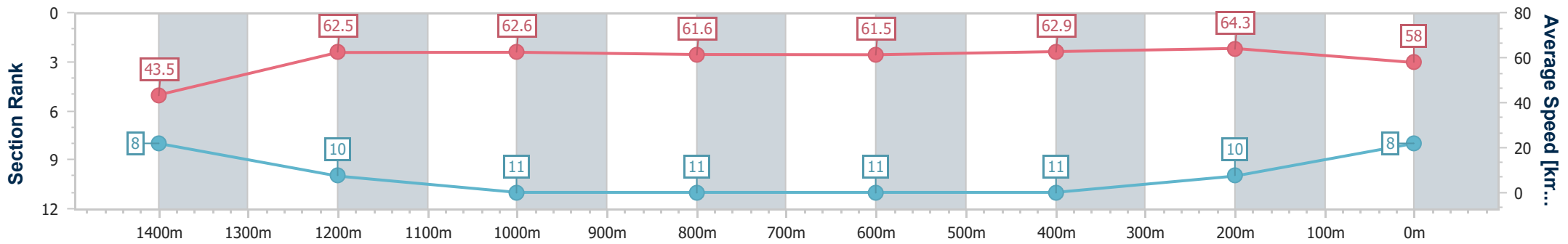


Eagle Farm QLD Professional
 Race 6: U&U RECRUITMENT TAILS STAKES - 1500m
 07 December 2024 - 15:13
 Track Rating: Soft 5, Weather: Fine, Rail Position: True



BRISBANE
RACING CLUB

Section	Overall	1400m	1200m	1000m	800m	600m	400m	200m
Section Times	1:30.23 [8] (0:08.44)	1:21.79 [8] (0:11.56)	1:10.23 [10] (0:11.50)	0:58.73 [11] (0:11.91)	0:46.82 [11] (0:11.77)	0:35.05 [11] (0:11.50)	0:23.55 [11] (0:11.17)	0:12.38 [10] (0:12.38)
Average Speed [km/h]	43.5	62.5	62.6	61.6	61.5	62.9	64.3	58.0
Top Speed [km/h]	60.1	64.4	65.4	62.5	64.1	65.1	65.9	61.7
Avg. Dist. to Rail [m]	17.9	5.5	3.6	3.0	2.2	0.5	3.4	3.4
Avg. Stride Freq. [Hz]	2.1	2.4	2.4	2.4	2.4	2.4	2.5	2.3
Avg. Stride Length [m]	5.4	7.1	7.3	7.2	7.2	7.4	7.3	6.9



- [] Ranking at each section and finish
- .-.- No data available at this section
- NA No data available



Horse/Jockey Name	Inver Park
Final Rank	9
Fastest Section Time (Section)	0:08.16 (Overall)
Top Speed [km/h] (Section)	66.3 (1400m)
Race State	Finished

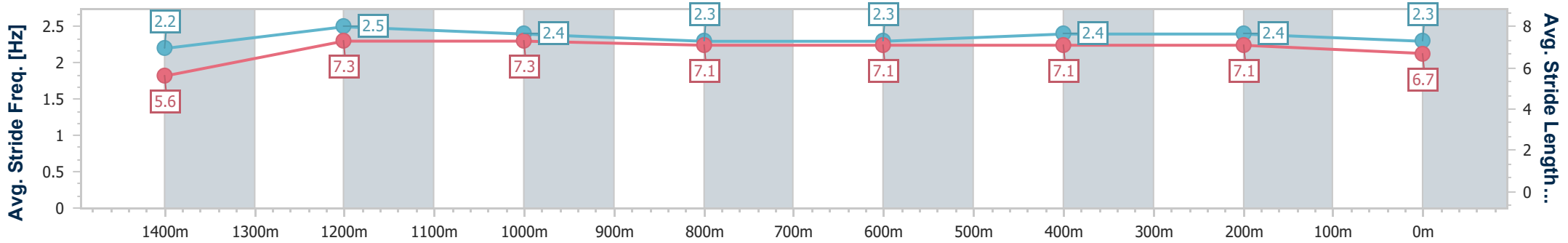
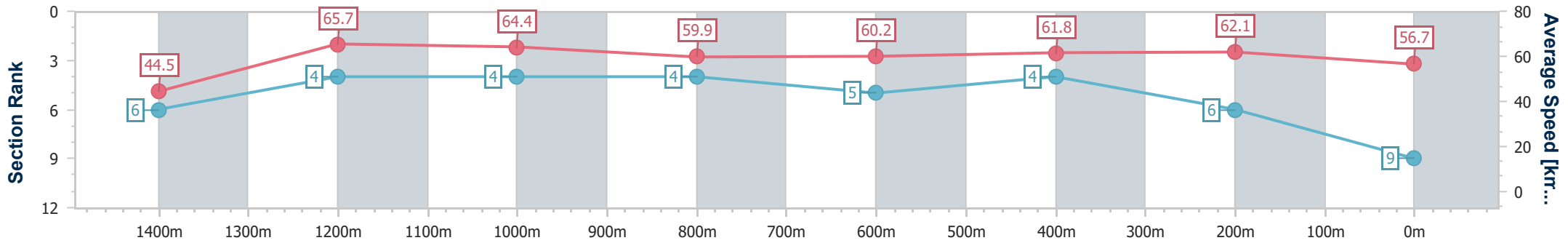


Eagle Farm QLD Professional
 Race 6: U&U RECRUITMENT TAILS STAKES - 1500m
 07 December 2024 - 15:13
 Track Rating: Soft 5, Weather: Fine, Rail Position: True



BRISBANE
RACING CLUB

Section	Overall	1400m	1200m	1000m	800m	600m	400m	200m
Section Times	1:30.31 [9] (0:08.16)	1:22.15 [6] (0:10.95)	1:11.20 [4] (0:11.17)	1:00.03 [4] (0:12.05)	0:47.98 [4] (0:12.01)	0:35.97 [5] (0:11.65)	0:24.32 [4] (0:11.59)	0:12.73 [6] (0:12.73)
Average Speed [km/h]	44.5	65.7	64.4	59.9	60.2	61.8	62.1	56.7
Top Speed [km/h]	63.2	66.3	66.2	62.2	61.1	63.3	64.2	59.9
Avg. Dist. to Rail [m]	10.1	1.0	0.5	0.6	1.0	0.6	1.4	0.9
Avg. Stride Freq. [Hz]	2.2	2.5	2.4	2.3	2.3	2.4	2.4	2.3
Avg. Stride Length [m]	5.6	7.3	7.3	7.1	7.1	7.1	7.1	6.7



- [] Ranking at each section and finish
- .-.- No data available at this section
- NA No data available



Horse/Jockey Name	Bettcha The Crown
Final Rank	10
Fastest Section Time (Section)	0:07.99 (Overall)
Top Speed [km/h] (Section)	67.2 (1400m)
Race State	Finished

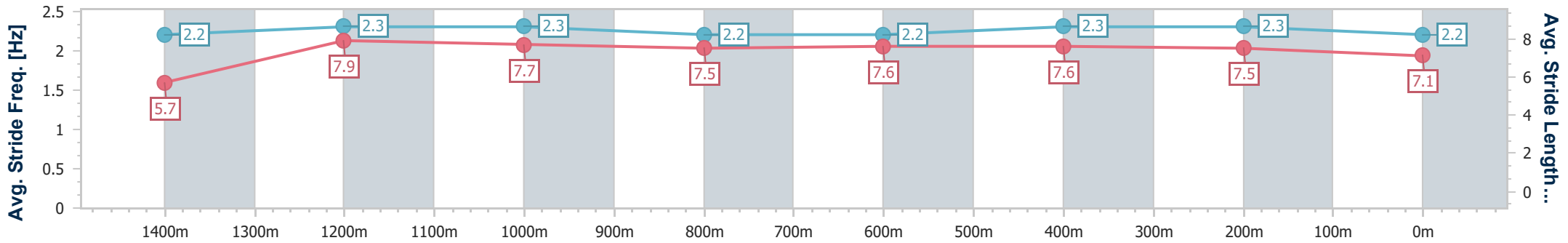
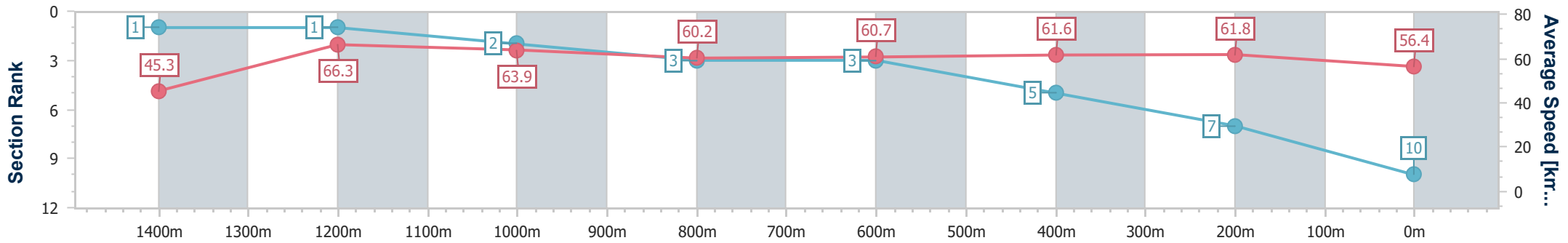


Eagle Farm QLD Professional
 Race 6: U&U RECRUITMENT TAILS STAKES - 1500m
 07 December 2024 - 15:13
 Track Rating: Soft 5, Weather: Fine, Rail Position: True



BRISBANE
RACING CLUB

Section	Overall	1400m	1200m	1000m	800m	600m	400m	200m
Section Times	1:30.39 [10] (0:07.99)	1:22.40 [1] (0:10.87)	1:11.53 [1] (0:11.25)	1:00.28 [2] (0:12.02)	0:48.26 [3] (0:11.99)	0:36.27 [3] (0:11.88)	0:24.39 [5] (0:11.65)	0:12.74 [7] (0:12.74)
Average Speed [km/h]	45.3	66.3	63.9	60.2	60.7	61.6	61.8	56.4
Top Speed [km/h]	64.6	67.2	65.9	61.9	62.3	62.9	63.1	59.7
Avg. Dist. to Rail [m]	10.9	2.0	0.8	1.3	2.2	2.7	4.2	4.1
Avg. Stride Freq. [Hz]	2.2	2.3	2.3	2.2	2.2	2.3	2.3	2.2
Avg. Stride Length [m]	5.7	7.9	7.7	7.5	7.6	7.6	7.5	7.1



- [] Ranking at each section and finish
- .-.- No data available at this section
- NA No data available



Horse/Jockey Name	Dune Forty Five
Final Rank	11
Fastest Section Time (Section)	0:08.33 (Overall)
Top Speed [km/h] (Section)	66.1 (1200m)
Race State	Finished

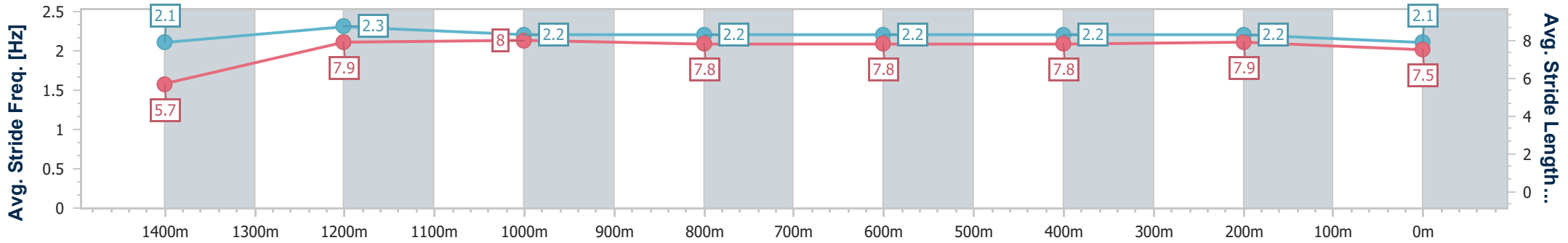
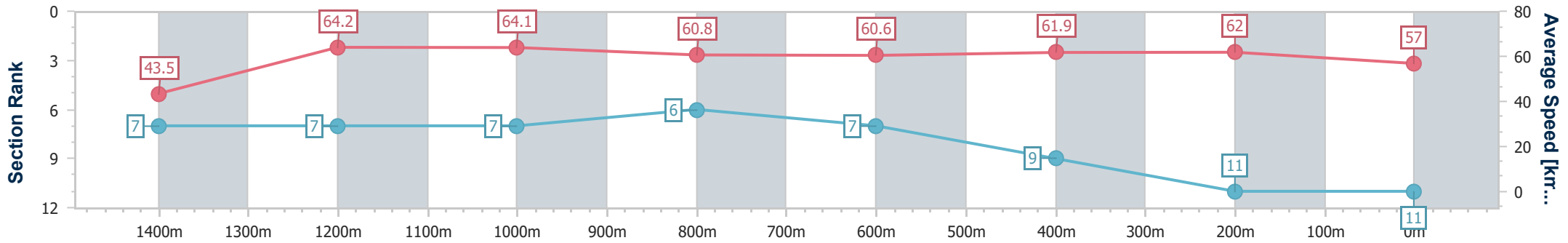


Eagle Farm QLD Professional
 Race 6: U&U RECRUITMENT TAILS STAKES - 1500m
 07 December 2024 - 15:13
 Track Rating: Soft 5, Weather: Fine, Rail Position: True



BRISBANE
RACING CLUB

Section	Overall	1400m	1200m	1000m	800m	600m	400m	200m
Section Times	1:30.61 [11] (0:08.33)	1:22.28 [7] (0:11.23)	1:11.05 [7] (0:11.23)	0:59.82 [7] (0:11.91)	0:47.91 [6] (0:11.98)	0:35.93 [7] (0:11.70)	0:24.23 [9] (0:11.61)	0:12.62 [11] (0:12.62)
Average Speed [km/h]	43.5	64.2	64.1	60.8	60.6	61.9	62.0	57.0
Top Speed [km/h]	61.2	65.9	66.1	62.1	61.4	62.7	63.7	60.9
Avg. Dist. to Rail [m]	8.9	1.7	1.9	0.9	2.0	1.0	2.9	3.0
Avg. Stride Freq. [Hz]	2.1	2.3	2.2	2.2	2.2	2.2	2.2	2.1
Avg. Stride Length [m]	5.7	7.9	8.0	7.8	7.8	7.8	7.9	7.5



- [] Ranking at each section and finish
- .-.- No data available at this section
- NA No data available



Eagle Farm QLD Professional

Race 7: THE STAR GATEWAY - 1400m

07 December 2024 - 15:53



Track Rating: Soft 5, Weather: Fine, Rail Position: True

Section												Last 600m	
Field Times		Overall	1200m	1000m	800m	600m	400m						0:35.39
		1:22.92 (0:13.36)	1:09.56 (0:10.77)	0:58.79 (0:11.68)	0:47.11 (0:11.72)	0:35.39 (0:11.84)	0:23.55 (0:11.32)						
Rank	TAB	Horse/Jockey	Barrier	Top Speed [km/h]	Fastest Section							Distance Travelled [m]	
1	1	THE INFLECTOR Cejay Graham	7	68.6 1200m	0:10.85 1200m	1:22.92 [1] (0:13.36)	1:09.56 [1] (0:10.85)	0:58.71 [2] (0:11.83)	0:46.88 [2] (0:11.73)	0:35.15 [2] (0:11.65)	0:23.50 [2] (0:11.27)	0:35.15	
2	9	BLAZING HARRY Vlad Duric	8	68.6 400m	0:10.84 400m	1:22.98 [2] (0:14.22)	1:08.76 [10] (0:11.34)	0:57.42 [11] (0:11.76)	0:45.66 [11] (0:11.59)	0:34.07 [11] (0:11.21)	0:22.86 [11] (0:10.84)	0:34.07	+1
3	10	ADDRIEL Bailey Wheeler	5	67.4 400m	0:10.97 400m	1:23.00 [3] (0:13.93)	1:09.07 [7] (0:11.08)	0:57.99 [7] (0:11.74)	0:46.25 [7] (0:11.72)	0:34.53 [6] (0:11.28)	0:23.25 [4] (0:10.97)	0:34.53	+3
4	8	ACRES AWAY Jag Guthmann-Chester	2	67.6 400m	0:10.96 1200m	1:23.15 [4] (0:13.79)	1:09.36 [6] (0:10.96)	0:58.40 [6] (0:11.83)	0:46.57 [6] (0:11.91)	0:34.66 [7] (0:11.42)	0:23.24 [7] (0:11.12)	0:34.66	+3
5	15	MISTER BIANCO Damien Thornton	3	67.1 1200m	0:11.01 1200m	1:23.23 [5] (0:13.55)	1:09.68 [3] (0:11.01)	0:58.67 [3] (0:11.69)	0:46.98 [3] (0:11.85)	0:35.13 [3] (0:11.53)	0:23.60 [3] (0:11.21)	0:35.13	+4
6	2	TRANSATLANTIC Angela Jones	1	67.2 1200m	0:10.94 1200m	1:23.54 [6] (0:13.67)	1:09.87 [5] (0:10.94)	0:58.93 [4] (0:11.76)	0:47.17 [4] (0:11.85)	0:35.32 [4] (0:11.59)	0:23.73 [6] (0:11.37)	0:35.32	-1
7	13	TORABELLA Emily Lang	9	68.7 1200m	0:10.74 1200m	1:23.61 [7] (0:13.39)	1:10.22 [2] (0:10.74)	0:59.48 [1] (0:11.68)	0:47.80 [1] (0:11.72)	0:36.08 [1] (0:11.84)	0:24.24 [1] (0:11.68)	0:36.08	-2
8	4	EXCEED SPEED Ryan Maloney	10	67.2 400m	0:11.19 1200m	1:23.80 [8] (0:13.98)	1:09.82 [8] (0:11.19)	0:58.63 [8] (0:11.80)	0:46.83 [8] (0:11.76)	0:35.07 [9] (0:11.31)	0:23.76 [8] (0:11.19)	0:35.07	+4
9	7	MICKEY'S MEDAL Ron Stewart	4	66.5 Overall	0:11.12 1200m	1:23.96 [9] (0:13.62)	1:10.34 [4] (0:11.12)	0:59.22 [5] (0:11.78)	0:47.44 [5] (0:11.76)	0:35.68 [5] (0:11.47)	0:24.21 [5] (0:11.43)	0:35.68	+2
10	6	DEEP RESPECT Kyle Wilson-Taylor	6	65.6 600m	0:11.26 1200m	1:24.16 [10] (0:14.05)	1:10.11 [9] (0:11.26)	0:58.85 [9] (0:11.73)	0:47.12 [10] (0:11.73)	0:35.39 [10] (0:11.31)	0:24.08 [9] (0:11.31)	0:35.39	+3

Scratched: Tavs (#12), Zelgaria (#11), Gregarious (#5), Redford (#3)

[] Ranking at each section and finish
 -:-:- No data available at this section
 NA No data available

SCN Saddle cloth number
 DNF Did not finish
 DNT Did not track



Eagle Farm QLD Professional
Race 7: THE STAR GATEWAY - 1400m
07 December 2024 - 15:53



Track Rating: Soft 5, Weather: Fine, Rail Position: True

Section	Overall	1200m	1000m	800m	600m	400m	Last 600m
Field Times	1:22.92 (0:13.36)	1:09.56 (0:10.77)	0:58.79 (0:11.68)	0:47.11 (0:11.72)	0:35.39 (0:11.84)	0:23.55 (0:11.32)	0:35.39

Rank	TAB	Horse/Jockey	Barrier	Top Speed [km/h]	Fastest Section	Overall	1200m	1000m	800m	600m	400m	Last 600m	Distance Travelled [m]
11	14	OCEANS OF ENERGY	11	66.2	0:11.05	1:24.37 [11]	1:10.11 [11]	0:59.06 [9]	0:47.40 [9]	0:35.67 [8]	0:24.25 [10]	0:35.67	-2
		Andrew Mallyon		1200m	1200m	(0:14.26)	(0:11.05)	(0:11.66)	(0:11.73)	(0:11.42)	(0:11.54)		

Scratched: Tavs (#12), Zelgaria (#11), Gregarious (#5), Redford (#3)

[] Ranking at each section and finish
 -:-:- No data available at this section
 NA No data available

SCN Saddle cloth number
 DNF Did not finish
 DNT Did not track



Eagle Farm QLD Professional
Race 7: THE STAR GATEWAY - 1400m
07 December 2024 - 15:53



Track Rating: Soft 5, Weather: Fine, Rail Position: True

Section				200m				Last 600m	
Field Times				0:12.23				0:35.39	
				(0:12.23)					
Rank	TAB	Horse/Jockey	Barrier	Top Speed [km/h]	Fastest Section	Margin			Distance Travelled [m]
1	1	THE INFLICTOR Cejay Graham	7	68.6 1200m	0:10.85 1200m	0:12.23 [1] (0:12.23)	1:22.92		0:35.15
2	9	BLAZING HARRY Vlad Duric	8	68.6 400m	0:10.84 400m	0:12.02 [4] (0:12.02)	0.39L		0:34.07 +1
3	10	ADDRIEL Bailey Wheeler	5	67.4 400m	0:10.97 400m	0:12.28 [2] (0:12.28)	0.52L		0:34.53 +3
4	8	ACRES AWAY Jag Guthmann-Chester	2	67.6 400m	0:10.96 1200m	0:12.12 [5] (0:12.12)	1.37L		0:34.66 +3
5	15	MISTER BIANCO Damien Thornton	3	67.1 1200m	0:11.01 1200m	0:12.39 [3] (0:12.39)	1.86L		0:35.13 +4
6	2	TRANSATLANTIC Angela Jones	1	67.2 1200m	0:10.94 1200m	0:12.36 [7] (0:12.36)	3.67L		0:35.32 -1
7	13	TORABELLA Emily Lang	9	68.7 1200m	0:10.74 1200m	0:12.56 [6] (0:12.56)	4.06L		0:36.08 -2
8	4	EXCEED SPEED Ryan Maloney	10	67.2 400m	0:11.19 1200m	0:12.57 [9] (0:12.57)	5.21L		0:35.07 +4
9	7	MICKEY'S MEDAL Ron Stewart	4	66.5 Overall	0:11.12 1200m	0:12.78 [8] (0:12.78)	6.15L		0:35.68 +2
10	6	DEEP RESPECT Kyle Wilson-Taylor	6	65.6 600m	0:11.26 1200m	0:12.77 [10] (0:12.77)	7.31L		0:35.39 +3

Scratched: Tavs (#12), Zelgaria (#11), Gregarious (#5), Redford (#3)

[] Ranking at each section and finish
 -:-:- No data available at this section
 NA No data available

SCN Saddle cloth number
 DNF Did not finish
 DNT Did not track



Eagle Farm QLD Professional
Race 7: THE STAR GATEWAY - 1400m
07 December 2024 - 15:53



Track Rating: Soft 5, Weather: Fine, Rail Position: True

Section				200m				Last 600m	
Field Times				0:12.23 (0:12.23)				0:35.39	
Rank	TAB Horse/Jockey	Barrier	Top Speed [km/h]	Fastest Section	Margin				Distance Travelled [m]
11	14 OCEANS OF ENERGY Andrew Mallyon	11	66.2 1200m	0:11.05 1200m	0:12.71 [11] (0:12.71)	8.54L		0:35.67	-2

Scratched: Tavs (#12), Zelgaria (#11), Gregarious (#5), Redford (#3)

[] Ranking at each section and finish
 -:-:- No data available at this section
 NA No data available

SCN Saddle cloth number
 DNF Did not finish
 DNT Did not track



Horse/Jockey Name	The Inflictor
Final Rank	1
Fastest Section Time (Section)	0:10.85 (1200m)
Top Speed [km/h] (Section)	68.6 (1200m)
Race State	Finished

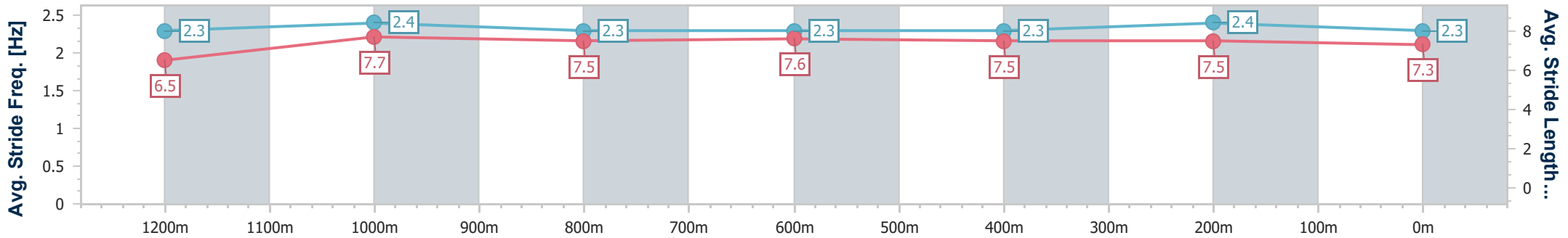
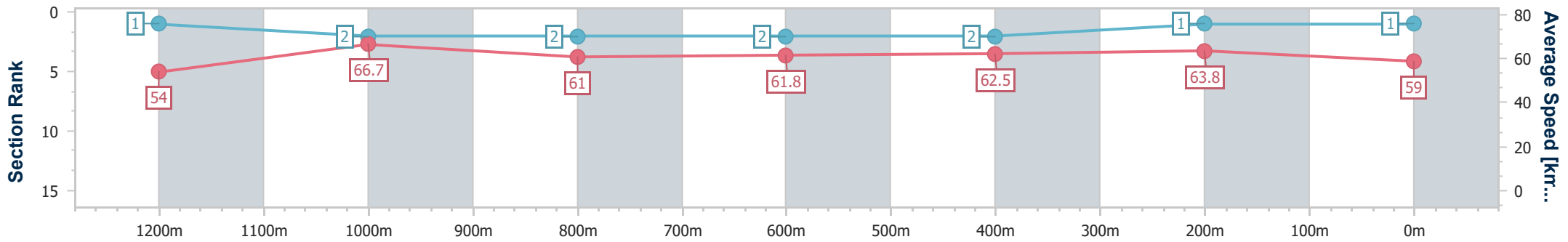


Eagle Farm QLD Professional
 Race 7: THE STAR GATEWAY - 1400m
 07 December 2024 - 15:53
 Track Rating: Soft 5, Weather: Fine, Rail Position: True



BRISBANE
RACING CLUB

Section	Overall	1200m	1000m	800m	600m	400m	200m
Section Times	1:22.92 [1] (0:13.36)	1:09.56 [1] (0:10.85)	0:58.71 [2] (0:11.83)	0:46.88 [2] (0:11.73)	0:35.15 [2] (0:11.65)	0:23.50 [2] (0:11.27)	0:12.23 [1] (0:12.23)
Average Speed [km/h]	54.0	66.7	61.0	61.8	62.5	63.8	59.0
Top Speed [km/h]	68.0	68.6	62.4	62.4	63.1	64.8	62.2
Avg. Dist. to Rail [m]	6.9	2.1	1.1	1.0	2.3	6.3	6.9
Avg. Stride Freq. [Hz]	2.3	2.4	2.3	2.3	2.3	2.4	2.3
Avg. Stride Length [m]	6.5	7.7	7.5	7.6	7.5	7.5	7.3



- [] Ranking at each section and finish
- .-.- No data available at this section
- NA No data available



Horse/Jockey Name	Blazing Harry
Final Rank	2
Fastest Section Time (Section)	0:10.84 (400m)
Top Speed [km/h] (Section)	68.6 (400m)
Race State	Finished

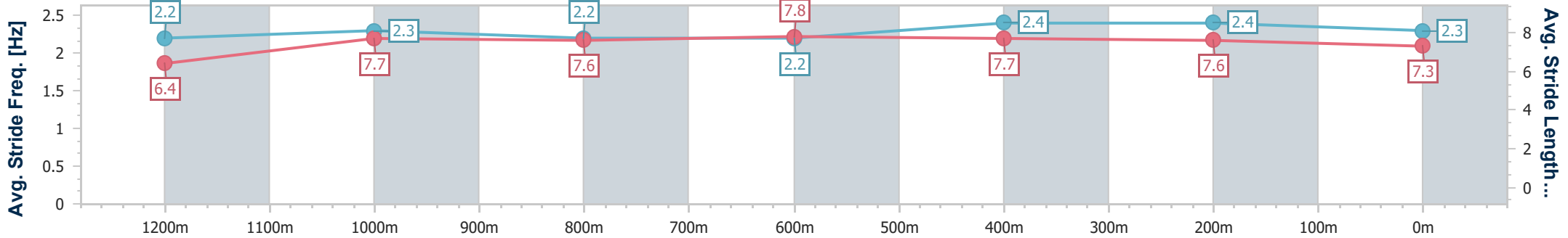
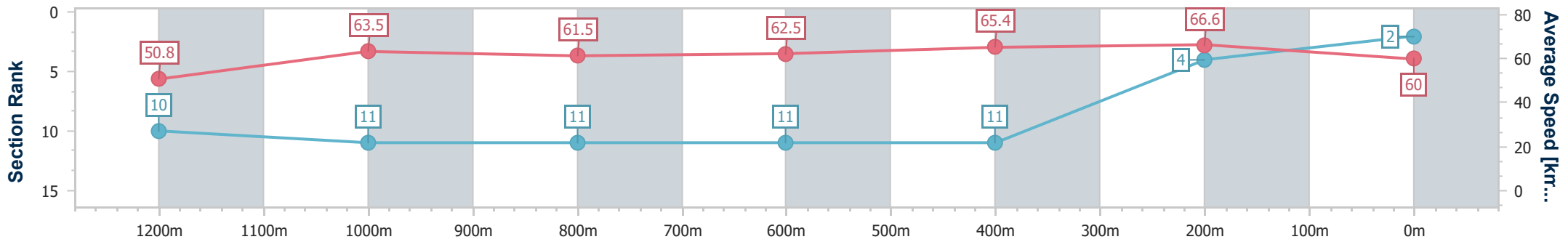


Eagle Farm QLD Professional
 Race 7: THE STAR GATEWAY - 1400m
 07 December 2024 - 15:53
 Track Rating: Soft 5, Weather: Fine, Rail Position: True



BRISBANE
RACING CLUB

Section	Overall	1200m	1000m	800m	600m	400m	200m
Section Times	1:22.98 [2] (0:14.22)	1:08.76 [10] (0:11.34)	0:57.42 [11] (0:11.76)	0:45.66 [11] (0:11.59)	0:34.07 [11] (0:11.21)	0:22.86 [11] (0:10.84)	0:12.02 [4] (0:12.02)
Average Speed [km/h]	50.8	63.5	61.5	62.5	65.4	66.6	60.0
Top Speed [km/h]	63.2	64.1	63.6	63.8	68.2	68.6	65.5
Avg. Dist. to Rail [m]	7.1	2.5	0.8	1.1	4.3	10.2	9.5
Avg. Stride Freq. [Hz]	2.2	2.3	2.2	2.2	2.4	2.4	2.3
Avg. Stride Length [m]	6.4	7.7	7.6	7.8	7.7	7.6	7.3



- [] Ranking at each section and finish
- .-.- No data available at this section
- NA No data available



Horse/Jockey Name	Addriel
Final Rank	3
Fastest Section Time (Section)	0:10.97 (400m)
Top Speed [km/h] (Section)	67.4 (400m)
Race State	Finished

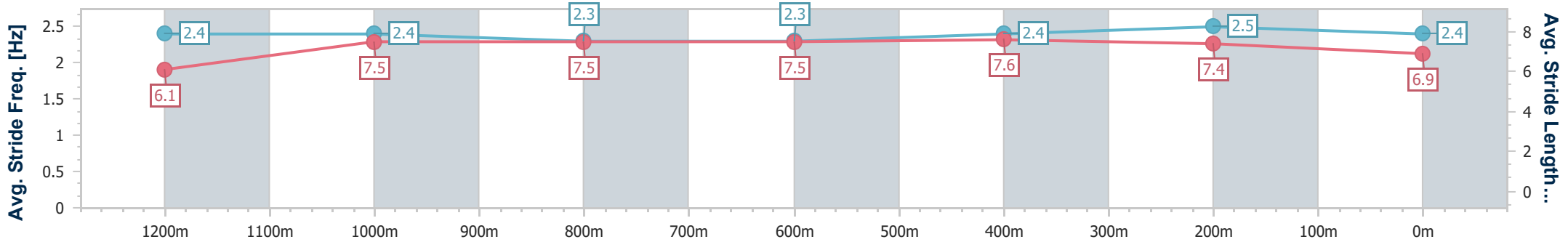
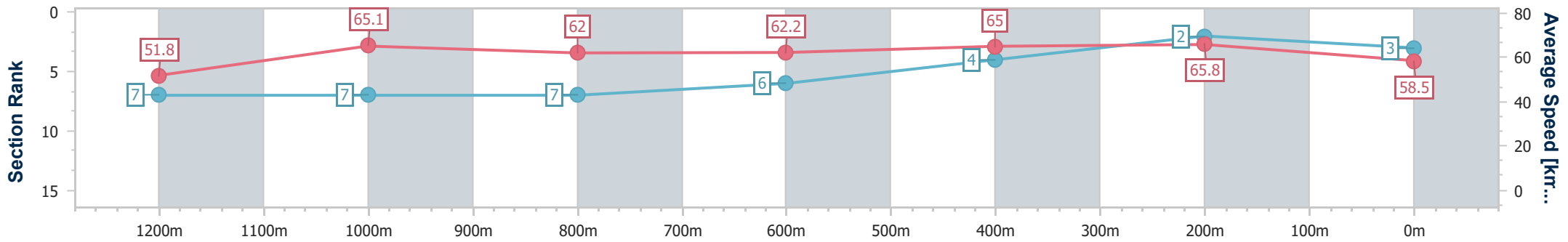


Eagle Farm QLD Professional
 Race 7: THE STAR GATEWAY - 1400m
 07 December 2024 - 15:53
 Track Rating: Soft 5, Weather: Fine, Rail Position: True



BRISBANE
RACING CLUB

Section	Overall	1200m	1000m	800m	600m	400m	200m
Section Times	1:23.00 [3] (0:13.93)	1:09.07 [7] (0:11.08)	0:57.99 [7] (0:11.74)	0:46.25 [7] (0:11.72)	0:34.53 [6] (0:11.28)	0:23.25 [4] (0:10.97)	0:12.28 [2] (0:12.28)
Average Speed [km/h]	51.8	65.1	62.0	62.2	65.0	65.8	58.5
Top Speed [km/h]	65.7	66.4	63.1	63.8	66.9	67.4	63.5
Avg. Dist. to Rail [m]	5.0	2.6	2.0	2.4	4.6	10.2	7.1
Avg. Stride Freq. [Hz]	2.4	2.4	2.3	2.3	2.4	2.5	2.4
Avg. Stride Length [m]	6.1	7.5	7.5	7.5	7.6	7.4	6.9



- [] Ranking at each section and finish
- .-.- No data available at this section
- NA No data available



Horse/Jockey Name	Acres Away
Final Rank	4
Fastest Section Time (Section)	0:10.96 (1200m)
Top Speed [km/h] (Section)	67.6 (400m)
Race State	Finished

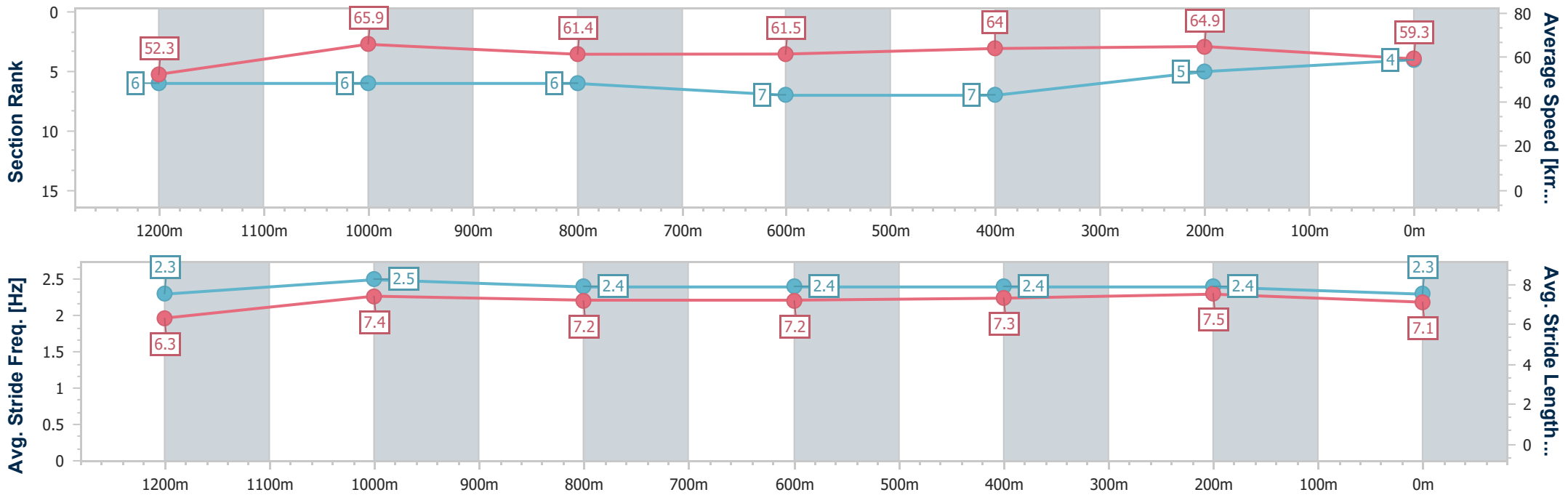


Eagle Farm QLD Professional
 Race 7: THE STAR GATEWAY - 1400m
 07 December 2024 - 15:53
 Track Rating: Soft 5, Weather: Fine, Rail Position: True



BRISBANE
RACING CLUB

Section	Overall	1200m	1000m	800m	600m	400m	200m
Section Times	1:23.15 [4] (0:13.79)	1:09.36 [6] (0:10.96)	0:58.40 [6] (0:11.83)	0:46.57 [6] (0:11.91)	0:34.66 [7] (0:11.42)	0:23.24 [7] (0:11.12)	0:12.12 [5] (0:12.12)
Average Speed [km/h]	52.3	65.9	61.4	61.5	64.0	64.9	59.3
Top Speed [km/h]	66.8	67.3	62.5	62.4	66.7	67.6	62.5
Avg. Dist. to Rail [m]	3.2	2.4	2.4	3.2	3.6	6.3	5.7
Avg. Stride Freq. [Hz]	2.3	2.5	2.4	2.4	2.4	2.4	2.3
Avg. Stride Length [m]	6.3	7.4	7.2	7.2	7.3	7.5	7.1



- [] Ranking at each section and finish
- .-.- No data available at this section
- NA No data available



Horse/Jockey Name	Mister Bianco
Final Rank	5
Fastest Section Time (Section)	0:11.01 (1200m)
Top Speed [km/h] (Section)	67.1 (1200m)
Race State	Finished

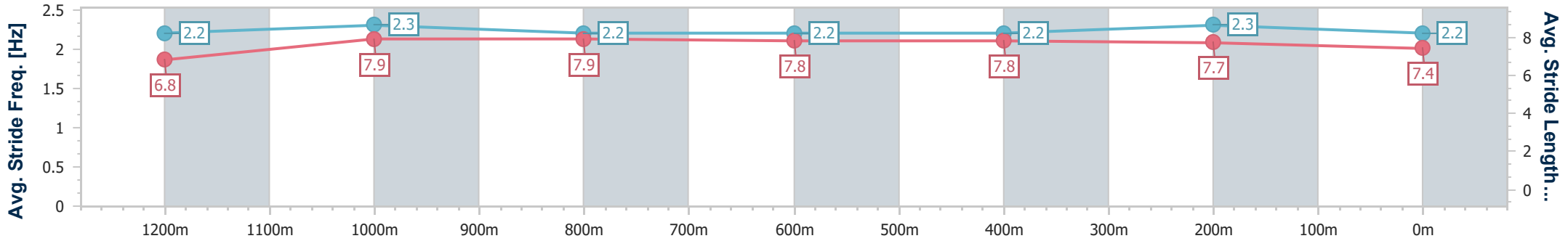
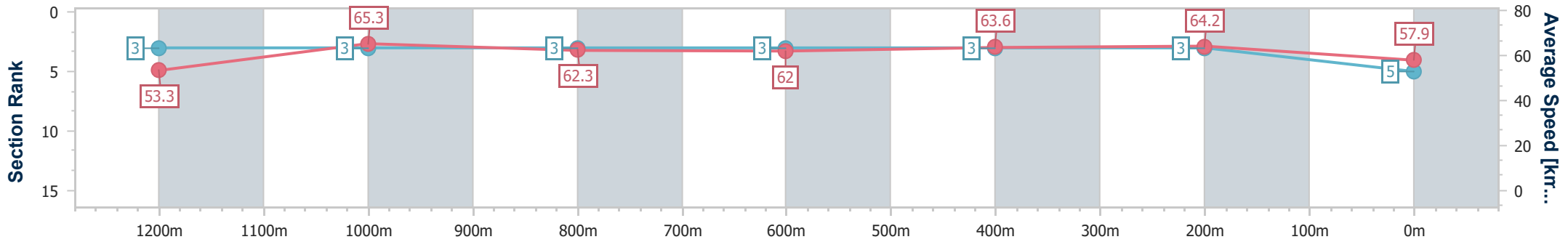


Eagle Farm QLD Professional
 Race 7: THE STAR GATEWAY - 1400m
 07 December 2024 - 15:53
 Track Rating: Soft 5, Weather: Fine, Rail Position: True



BRISBANE
RACING CLUB

Section	Overall	1200m	1000m	800m	600m	400m	200m
Section Times	1:23.23 [5] (0:13.55)	1:09.68 [3] (0:11.01)	0:58.67 [3] (0:11.69)	0:46.98 [3] (0:11.85)	0:35.13 [3] (0:11.53)	0:23.60 [3] (0:11.21)	0:12.39 [3] (0:12.39)
Average Speed [km/h]	53.3	65.3	62.3	62.0	63.6	64.2	57.9
Top Speed [km/h]	66.4	67.1	63.7	63.5	64.0	65.7	62.2
Avg. Dist. to Rail [m]	4.2	2.9	2.4	3.9	3.6	8.0	7.1
Avg. Stride Freq. [Hz]	2.2	2.3	2.2	2.2	2.2	2.3	2.2
Avg. Stride Length [m]	6.8	7.9	7.9	7.8	7.8	7.7	7.4



- [] Ranking at each section and finish
- .-.-.- No data available at this section
- NA No data available



Horse/Jockey Name	Transatlantic
Final Rank	6
Fastest Section Time (Section)	0:10.94 (1200m)
Top Speed [km/h] (Section)	67.2 (1200m)
Race State	Finished

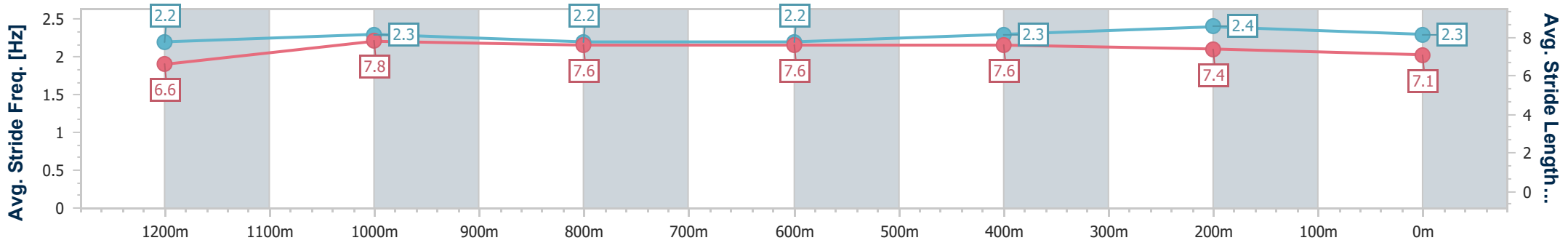
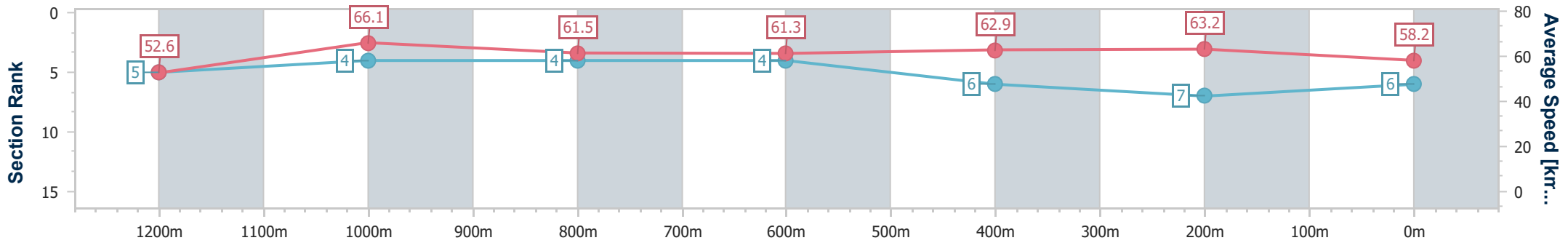


Eagle Farm QLD Professional
 Race 7: THE STAR GATEWAY - 1400m
 07 December 2024 - 15:53
 Track Rating: Soft 5, Weather: Fine, Rail Position: True



BRISBANE
RACING CLUB

Section	Overall	1200m	1000m	800m	600m	400m	200m
Section Times	1:23.54 [6] (0:13.67)	1:09.87 [5] (0:10.94)	0:58.93 [4] (0:11.76)	0:47.17 [4] (0:11.85)	0:35.32 [4] (0:11.59)	0:23.73 [6] (0:11.37)	0:12.36 [7] (0:12.36)
Average Speed [km/h]	52.6	66.1	61.5	61.3	62.9	63.2	58.2
Top Speed [km/h]	65.4	67.2	62.9	62.0	64.2	64.6	62.1
Avg. Dist. to Rail [m]	1.4	1.1	1.5	2.2	1.7	5.2	5.3
Avg. Stride Freq. [Hz]	2.2	2.3	2.2	2.2	2.3	2.4	2.3
Avg. Stride Length [m]	6.6	7.8	7.6	7.6	7.6	7.4	7.1



- [] Ranking at each section and finish
- .-.- No data available at this section
- NA No data available



Horse/Jockey Name	Torabella
Final Rank	7
Fastest Section Time (Section)	0:10.74 (1200m)
Top Speed [km/h] (Section)	68.7 (1200m)
Race State	Finished

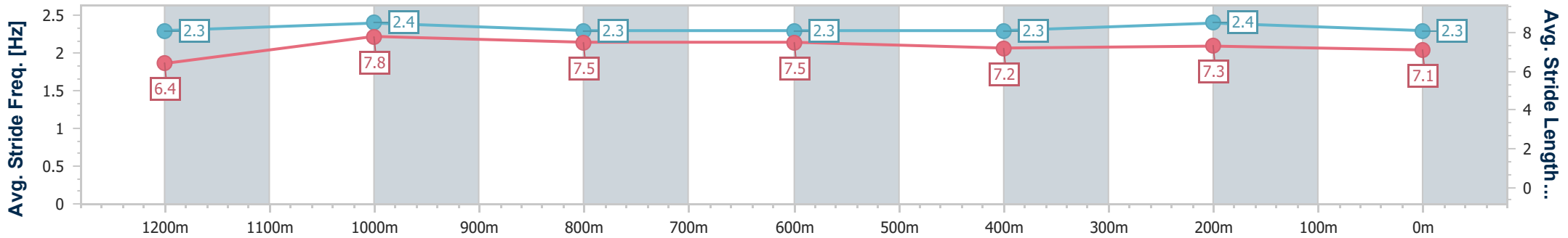
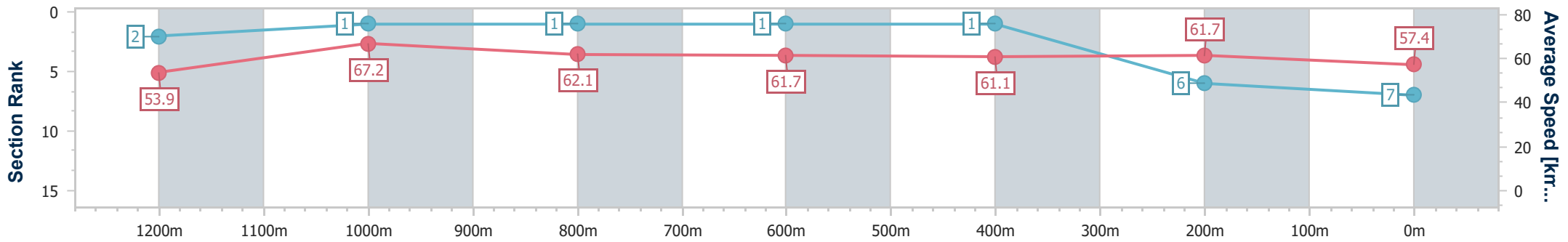


Eagle Farm QLD Professional
 Race 7: THE STAR GATEWAY - 1400m
 07 December 2024 - 15:53
 Track Rating: Soft 5, Weather: Fine, Rail Position: True



BRISBANE
RACING CLUB

Section	Overall	1200m	1000m	800m	600m	400m	200m
Section Times	1:23.61 [7] (0:13.39)	1:10.22 [2] (0:10.74)	0:59.48 [1] (0:11.68)	0:47.80 [1] (0:11.72)	0:36.08 [1] (0:11.84)	0:24.24 [1] (0:11.68)	0:12.56 [6] (0:12.56)
Average Speed [km/h]	53.9	67.2	62.1	61.7	61.1	61.7	57.4
Top Speed [km/h]	68.6	68.7	66.3	62.0	62.0	63.0	59.4
Avg. Dist. to Rail [m]	8.9	3.2	1.1	0.7	1.6	5.3	6.3
Avg. Stride Freq. [Hz]	2.3	2.4	2.3	2.3	2.3	2.4	2.3
Avg. Stride Length [m]	6.4	7.8	7.5	7.5	7.2	7.3	7.1



- [] Ranking at each section and finish
- .-.- No data available at this section
- NA No data available



Horse/Jockey Name	Exceed Speed
Final Rank	8
Fastest Section Time (Section)	0:11.19 (1200m)
Top Speed [km/h] (Section)	67.2 (400m)
Race State	Finished

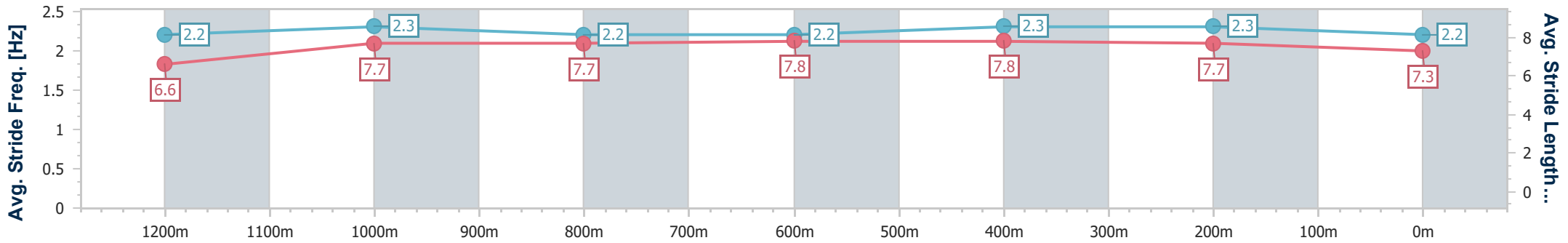
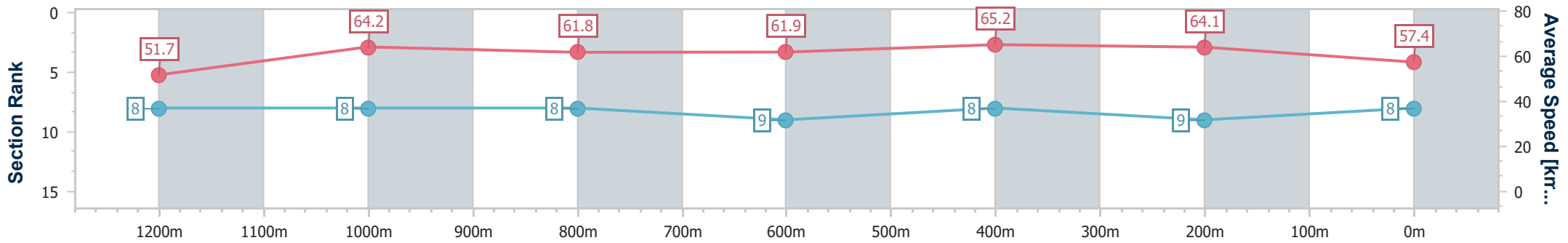


Eagle Farm QLD Professional
 Race 7: THE STAR GATEWAY - 1400m
 07 December 2024 - 15:53
 Track Rating: Soft 5, Weather: Fine, Rail Position: True



BRISBANE
RACING CLUB

Section	Overall	1200m	1000m	800m	600m	400m	200m
Section Times	1:23.80 [8] (0:13.98)	1:09.82 [8] (0:11.19)	0:58.63 [8] (0:11.80)	0:46.83 [8] (0:11.76)	0:35.07 [9] (0:11.31)	0:23.76 [8] (0:11.19)	0:12.57 [9] (0:12.57)
Average Speed [km/h]	51.7	64.2	61.8	61.9	65.2	64.1	57.4
Top Speed [km/h]	66.2	66.8	62.5	63.3	66.9	67.2	60.7
Avg. Dist. to Rail [m]	8.7	3.6	2.6	2.3	4.2	10.2	11.0
Avg. Stride Freq. [Hz]	2.2	2.3	2.2	2.2	2.3	2.3	2.2
Avg. Stride Length [m]	6.6	7.7	7.7	7.8	7.8	7.7	7.3



- [] Ranking at each section and finish
- .-.- No data available at this section
- NA No data available



Horse/Jockey Name	Mickey's Medal
Final Rank	9
Fastest Section Time (Section)	0:11.12 (1200m)
Top Speed [km/h] (Section)	66.5 (Overall)
Race State	Finished

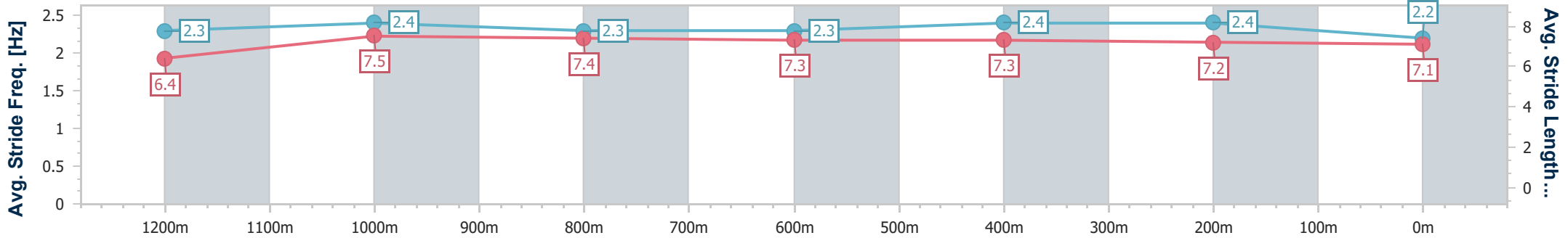
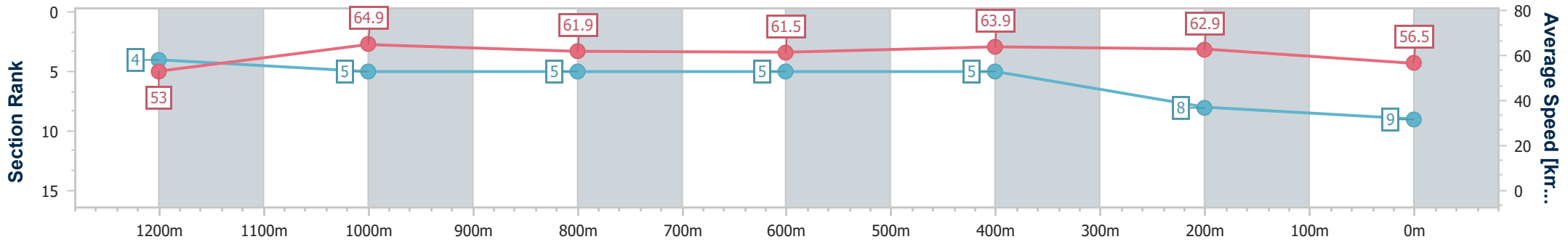


Eagle Farm QLD Professional
 Race 7: THE STAR GATEWAY - 1400m
 07 December 2024 - 15:53
 Track Rating: Soft 5, Weather: Fine, Rail Position: True



BRISBANE
RACING CLUB

Section	Overall	1200m	1000m	800m	600m	400m	200m
Section Times	1:23.96 [9] (0:13.62)	1:10.34 [4] (0:11.12)	0:59.22 [5] (0:11.78)	0:47.44 [5] (0:11.76)	0:35.68 [5] (0:11.47)	0:24.21 [5] (0:11.43)	0:12.78 [8] (0:12.78)
Average Speed [km/h]	53.0	64.9	61.9	61.5	63.9	62.9	56.5
Top Speed [km/h]	66.5	66.2	63.2	62.1	65.2	64.9	60.5
Avg. Dist. to Rail [m]	5.5	3.5	2.2	1.6	3.5	11.2	10.6
Avg. Stride Freq. [Hz]	2.3	2.4	2.3	2.3	2.4	2.4	2.2
Avg. Stride Length [m]	6.4	7.5	7.4	7.3	7.3	7.2	7.1



- [] Ranking at each section and finish
- .-.- No data available at this section
- NA No data available



Horse/Jockey Name	Deep Respect
Final Rank	10
Fastest Section Time (Section)	0:11.26 (1200m)
Top Speed [km/h] (Section)	65.6 (600m)
Race State	Finished

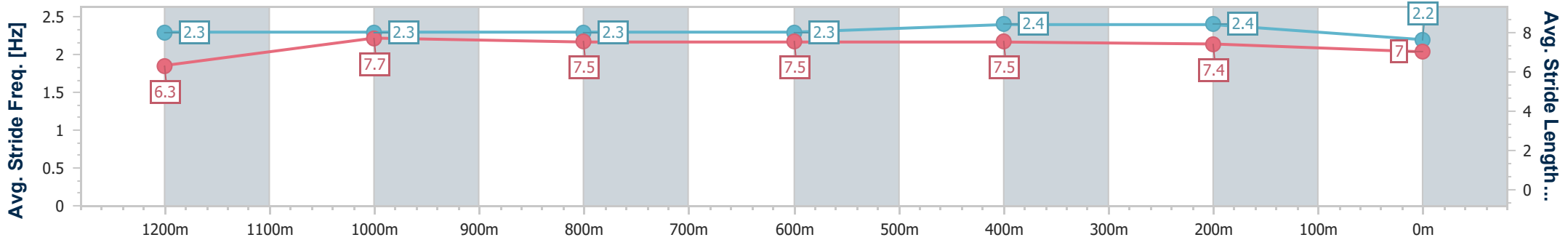
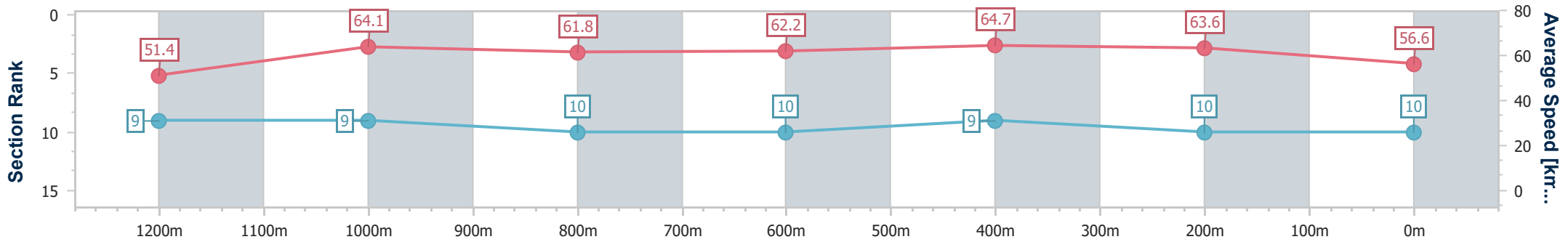


Eagle Farm QLD Professional
 Race 7: THE STAR GATEWAY - 1400m
 07 December 2024 - 15:53
 Track Rating: Soft 5, Weather: Fine, Rail Position: True



BRISBANE
RACING CLUB

Section	Overall	1200m	1000m	800m	600m	400m	200m
Section Times	1:24.16 [10] (0:14.05)	1:10.11 [9] (0:11.26)	0:58.85 [9] (0:11.73)	0:47.12 [10] (0:11.73)	0:35.39 [10] (0:11.31)	0:24.08 [9] (0:11.31)	0:12.77 [10] (0:12.77)
Average Speed [km/h]	51.4	64.1	61.8	62.2	64.7	63.6	56.6
Top Speed [km/h]	64.8	64.9	62.4	63.6	65.6	65.5	60.3
Avg. Dist. to Rail [m]	6.4	2.7	1.6	2.5	3.7	8.8	8.3
Avg. Stride Freq. [Hz]	2.3	2.3	2.3	2.3	2.4	2.4	2.2
Avg. Stride Length [m]	6.3	7.7	7.5	7.5	7.5	7.4	7.0



- [] Ranking at each section and finish
- .-.- No data available at this section
- NA No data available



Horse/Jockey Name	Oceans Of Energy
Final Rank	11
Fastest Section Time (Section)	0:11.05 (1200m)
Top Speed [km/h] (Section)	66.2 (1200m)
Race State	Finished

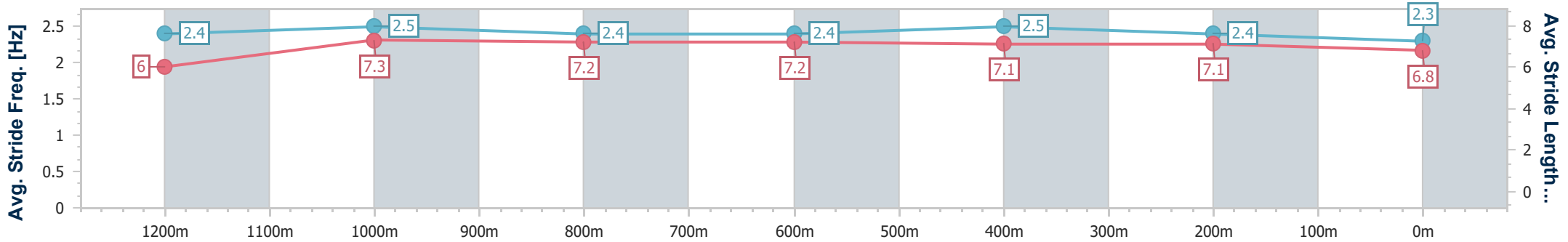
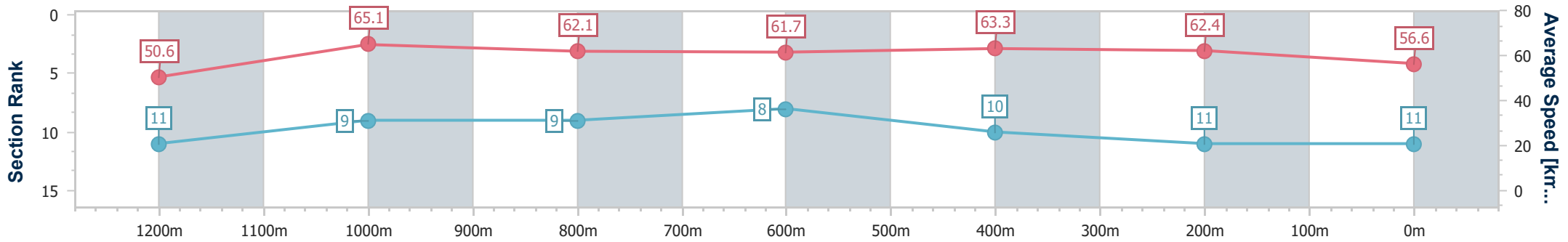


Eagle Farm QLD Professional
 Race 7: THE STAR GATEWAY - 1400m
 07 December 2024 - 15:53
 Track Rating: Soft 5, Weather: Fine, Rail Position: True



BRISBANE
RACING CLUB

Section	Overall	1200m	1000m	800m	600m	400m	200m
Section Times	1:24.37 [11] (0:14.26)	1:10.11 [11] (0:11.05)	0:59.06 [9] (0:11.66)	0:47.40 [9] (0:11.73)	0:35.67 [8] (0:11.42)	0:24.25 [10] (0:11.54)	0:12.71 [11] (0:12.71)
Average Speed [km/h]	50.6	65.1	62.1	61.7	63.3	62.4	56.6
Top Speed [km/h]	64.8	66.2	62.3	62.4	65.0	63.8	60.4
Avg. Dist. to Rail [m]	8.2	1.6	0.8	1.0	1.6	4.6	5.2
Avg. Stride Freq. [Hz]	2.4	2.5	2.4	2.4	2.5	2.4	2.3
Avg. Stride Length [m]	6.0	7.3	7.2	7.2	7.1	7.1	6.8



- [] Ranking at each section and finish
- .-.- No data available at this section
- NA No data available



Eagle Farm QLD Professional

Race 8: SKY RACING BRIBIE HANDICAP - 1000m

07 December 2024 - 16:33



BRISBANE
RACING CLUB

Track Rating: Soft 5, Weather: Fine, Rail Position: True

Section				Overall	800m	600m	400m	200m	Last 600m		
Field Times				0:56.70 (0:12.71)	0:43.99 (0:10.29)	0:33.70 (0:10.80)	0:22.90 (0:10.86)	0:12.04 (0:12.04)	0:33.70		
Rank	TAB Horse/Jockey	Barrier	Top Speed [km/h]	Fastest Section					Margin	Distance Travelled [m]	
1	7 GOLDEN BOOM Kyle Wilson-Taylor	11	72.5 800m	0:10.39 800m	0:56.70 [1] (0:12.93)	0:43.77 [3] (0:10.39)	0:33.38 [4] (0:10.86)	0:22.52 [4] (0:10.65)	0:11.87 [3] (0:11.87)	0:56.70	0:33.38
2	2 ZARASTRO Angela Jones	6	72.8 800m	0:10.31 800m	0:56.73 [2] (0:12.96)	0:43.77 [5] (0:10.31)	0:33.46 [3] (0:10.74)	0:22.72 [3] (0:10.79)	0:11.93 [2] (0:11.93)	0.16L	0:33.46 -2
3	3 HARD TO SAY Ryan Maloney	5	71.0 Overall	0:10.63 800m	0:56.81 [3] (0:12.94)	0:43.87 [4] (0:10.63)	0:33.24 [8] (0:10.82)	0:22.42 [8] (0:10.72)	0:11.70 [7] (0:11.70)	0.62L	0:33.24 -7
4	11 SHALAA'S MOMENT Nikita Beriman	1	71.6 800m	0:10.40 800m	0:56.91 [4] (0:13.11)	0:43.80 [7] (0:10.40)	0:33.40 [7] (0:10.73)	0:22.67 [6] (0:10.78)	0:11.89 [5] (0:11.89)	1.21L	0:33.40 -11
5	12 TIGER SHARK Jake Bayliss	9	71.8 Overall	0:10.33 800m	0:56.92 [5] (0:12.71)	0:44.21 [1] (0:10.33)	0:33.88 [2] (0:10.83)	0:23.05 [2] (0:10.79)	0:12.26 [1] (0:12.26)	1.3L	0:33.88 -6
6	6 THE BIG GOODBYE Bailey Wheeler	4	70.9 800m	0:10.50 800m	0:56.96 [6] (0:13.11)	0:43.85 [6] (0:10.50)	0:33.35 [9] (0:10.78)	0:22.57 [10] (0:10.78)	0:11.79 [10] (0:11.79)	1.53L	0:33.35 -9
7	4 CANNONBALL Jag Guthmann-Chester	12	72.6 800m	0:10.29 800m	0:57.07 [7] (0:13.17)	0:43.90 [9] (0:10.29)	0:33.61 [5] (0:10.80)	0:22.81 [7] (0:10.82)	0:11.99 [6] (0:11.99)	2.19L	0:33.61 -1
8	1 ROTHFIRE James Orman	7	73.0 800m	0:10.32 800m	0:57.09 [8] (0:13.17)	0:43.92 [8] (0:10.32)	0:33.60 [6] (0:10.71)	0:22.89 [5] (0:10.94)	0:11.95 [9] (0:11.95)	2.25L	0:33.60 -7
9	5 ALL THAT PIZAZZ Emily Lang	3	71.2 800m	0:10.41 800m	0:57.14 [9] (0:13.35)	0:43.79 [11] (0:10.41)	0:33.38 [11] (0:10.65)	0:22.73 [11] (0:10.73)	0:12.00 [8] (0:12.00)	2.58L	0:33.38 -5
10	8 NETTUNO Robbie Dolan	8	72.7 800m	0:10.20 800m	0:57.21 [10] (0:13.92)	0:43.29 [12] (0:10.20)	0:33.09 [12] (0:10.53)	0:22.56 [12] (0:10.70)	0:11.86 [12] (0:11.86)	2.96L	0:33.09 -6

Scratched: Northern Pride (#17), Beziue (#14), Steady Ready (#13), Tectonic Plate (#15), Bring Me Kash (#16)

Report Created: Sat 7 December 2024 16:55 GMT+ (Note: Timing is based on position data)

Page 1/14

[] Ranking at each section and finish
 -:-:- No data available at this section
 NA No data available

SCN Saddle cloth number
 DNF Did not finish
 DNT Did not track

data processed by TRIPLES DATA



Eagle Farm QLD Professional
Race 8: SKY RACING BRIBIE HANDICAP - 1000m
07 December 2024 - 16:33



BRISBANE
RACING CLUB

Track Rating: Soft 5, Weather: Fine, Rail Position: True

Section		Overall	800m	600m	400m	200m	Last 600m	
Field Times		0:56.70 (0:12.71)	0:43.99 (0:10.29)	0:33.70 (0:10.80)	0:22.90 (0:10.86)	0:12.04 (0:12.04)	0:33.70	

Rank	TAB	Horse/Jockey	Barrier	Top Speed [km/h]	Fastest Section	Overall	800m	600m	400m	200m	Margin	Last 600m	Distance Travelled [m]
11	9	KING KAPA Cejay Graham	10	71.0	0:10.53	0:57.21 [11] (0:13.22)	0:43.99 [10] (0:10.53)	0:33.46 [10] (0:10.64)	0:22.82 [8] (0:10.79)	0:12.03 [11] (0:12.03)	2.97L	0:33.46	-1
12	10	RUBIQUITOUS Damien Thornton	2	71.5	0:10.22	0:57.34 [12] (0:12.78)	0:44.56 [2] (0:10.22)	0:34.34 [1] (0:10.80)	0:23.54 [1] (0:11.18)	0:12.36 [4] (0:12.36)	3.73L	0:34.34	-13

Scratched: Northern Pride (#17), Bezique (#14), Steady Ready (#13), Tectonic Plate (#15), Bring Me Kash (#16)

[] Ranking at each section and finish
 -:-:-:- No data available at this section
 NA No data available

SCN Saddle cloth number
 DNF Did not finish
 DNT Did not track



Horse/Jockey Name	Golden Boom
Final Rank	1
Fastest Section Time (Section)	0:10.39 (800m)
Top Speed [km/h] (Section)	72.5 (800m)
Race State	Finished

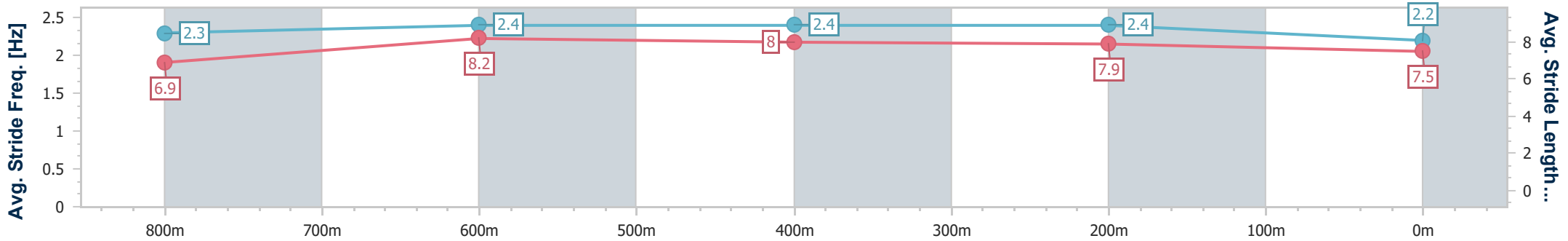
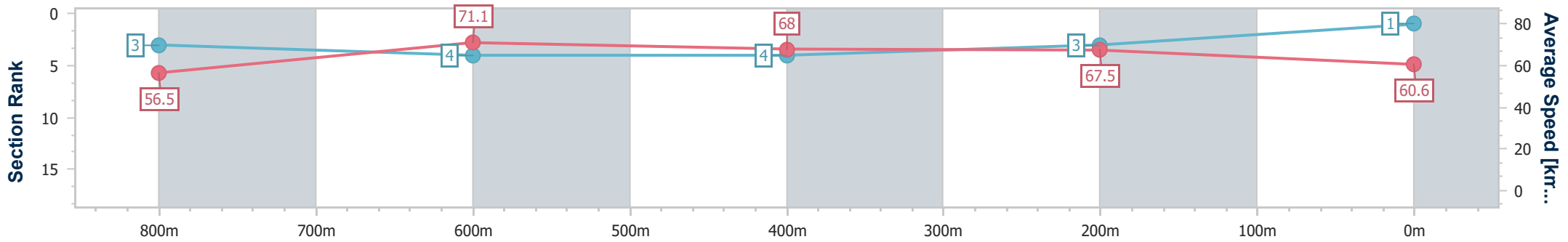


Eagle Farm QLD Professional
 Race 8: SKY RACING BRIBIE HANDICAP - 1000m
 07 December 2024 - 16:33
 Track Rating: Soft 5, Weather: Fine, Rail Position: True



BRISBANE
RACING CLUB

Section	Overall	800m	600m	400m	200m
Section Times	0:56.70 [1] (0:12.93)	0:43.77 [3] (0:10.39)	0:33.38 [4] (0:10.86)	0:22.52 [4] (0:10.65)	0:11.87 [3] (0:11.87)
Average Speed [km/h]	56.5	71.1	68.0	67.5	60.6
Top Speed [km/h]	72.4	72.5	69.4	69.9	65.2
Avg. Dist. to Rail [m]	9.3	5.2	5.1	7.2	7.3
Avg. Stride Freq. [Hz]	2.3	2.4	2.4	2.4	2.2
Avg. Stride Length [m]	6.9	8.2	8.0	7.9	7.5



- [] Ranking at each section and finish
- .-.- No data available at this section
- NA No data available



Horse/Jockey Name	Zarastro
Final Rank	2
Fastest Section Time (Section)	0:10.31 (800m)
Top Speed [km/h] (Section)	72.8 (800m)
Race State	Finished

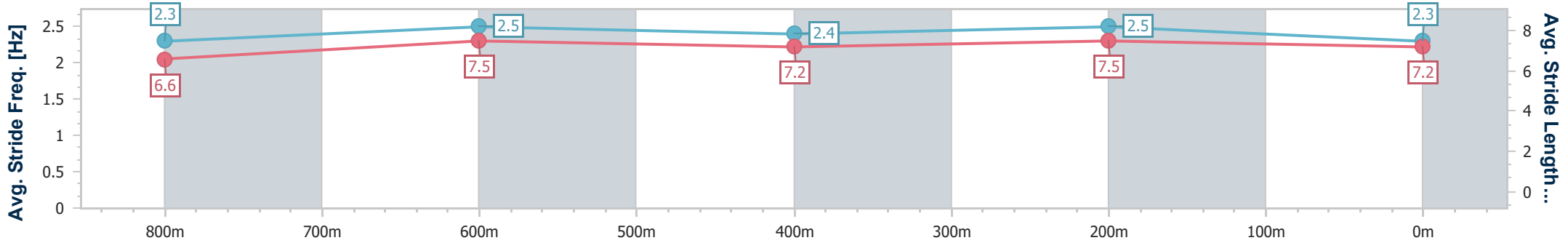
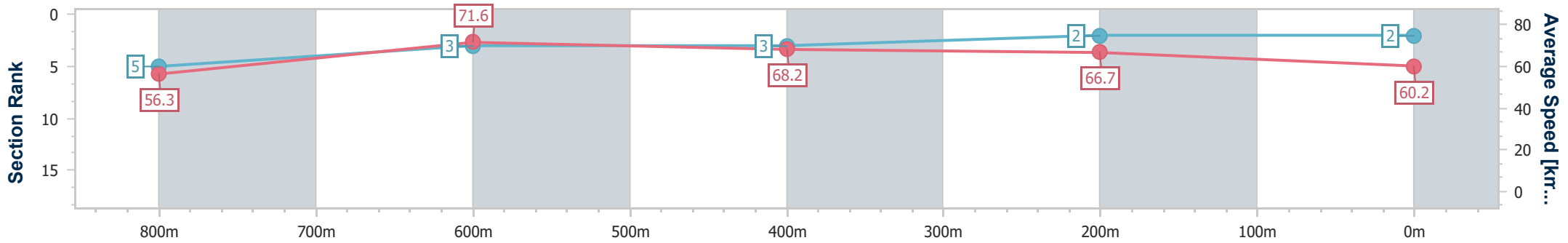


Eagle Farm QLD Professional
 Race 8: SKY RACING BRIBIE HANDICAP - 1000m
 07 December 2024 - 16:33
 Track Rating: Soft 5, Weather: Fine, Rail Position: True



BRISBANE
 RACING CLUB

Section	Overall	800m	600m	400m	200m
Section Times	0:56.73 [2] (0:12.96)	0:43.77 [5] (0:10.31)	0:33.46 [3] (0:10.74)	0:22.72 [3] (0:10.79)	0:11.93 [2] (0:11.93)
Average Speed [km/h]	56.3	71.6	68.2	66.7	60.2
Top Speed [km/h]	72.1	72.8	69.8	67.5	64.8
Avg. Dist. to Rail [m]	6.1	5.4	3.3	6.4	7.6
Avg. Stride Freq. [Hz]	2.3	2.5	2.4	2.5	2.3
Avg. Stride Length [m]	6.6	7.5	7.2	7.5	7.2



- [] Ranking at each section and finish
- .-.- No data available at this section
- NA No data available



Horse/Jockey Name	Hard To Say
Final Rank	3
Fastest Section Time (Section)	0:10.63 (800m)
Top Speed [km/h] (Section)	71.0 (Overall)
Race State	Finished

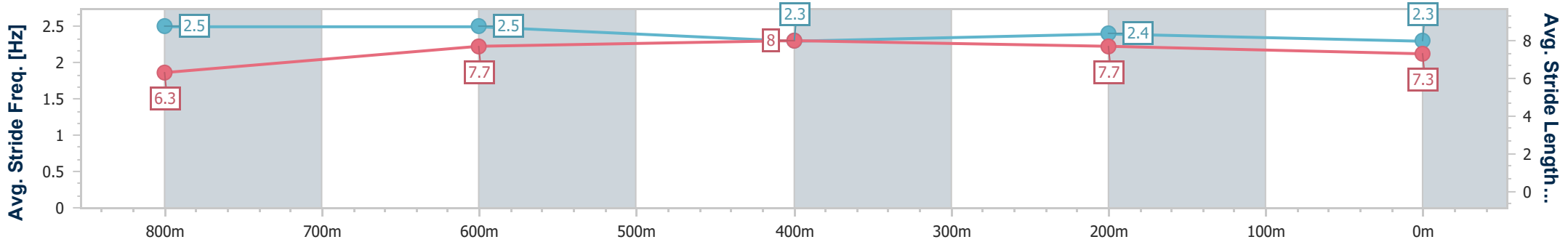
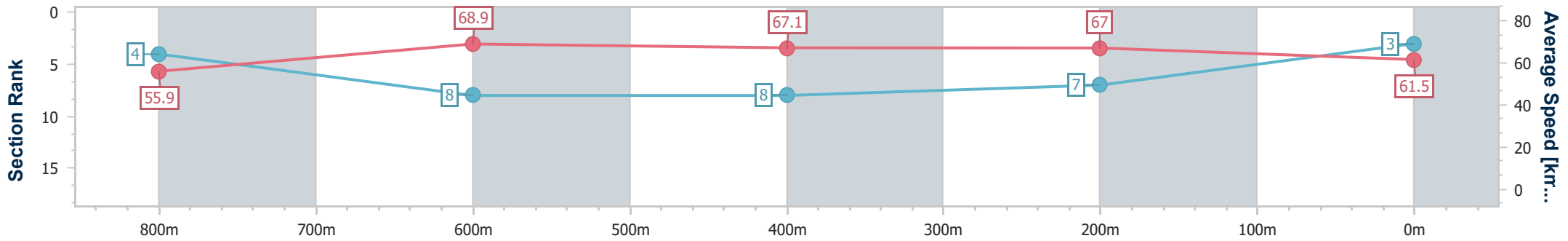


Eagle Farm QLD Professional
 Race 8: SKY RACING BRIBIE HANDICAP - 1000m
 07 December 2024 - 16:33
 Track Rating: Soft 5, Weather: Fine, Rail Position: True



BRISBANE
RACING CLUB

Section	Overall	800m	600m	400m	200m
Section Times	0:56.81 [3] (0:12.94)	0:43.87 [4] (0:10.63)	0:33.24 [8] (0:10.82)	0:22.42 [8] (0:10.72)	0:11.70 [7] (0:11.70)
Average Speed [km/h]	55.9	68.9	67.1	67.0	61.5
Top Speed [km/h]	71.0	69.9	67.8	68.9	65.8
Avg. Dist. to Rail [m]	4.4	3.5	1.4	3.8	3.8
Avg. Stride Freq. [Hz]	2.5	2.5	2.3	2.4	2.3
Avg. Stride Length [m]	6.3	7.7	8.0	7.7	7.3



- [] Ranking at each section and finish
- .-.- No data available at this section
- NA No data available



Horse/Jockey Name	Shalaa's Moment
Final Rank	4
Fastest Section Time (Section)	0:10.40 (800m)
Top Speed [km/h] (Section)	71.6 (800m)
Race State	Finished

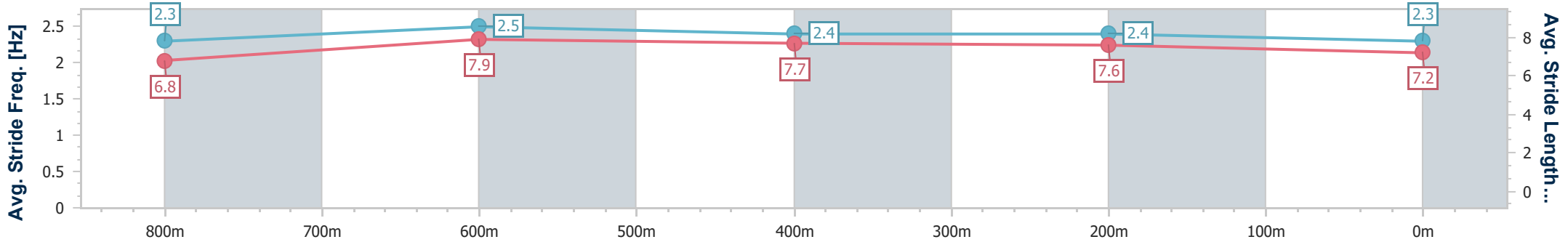
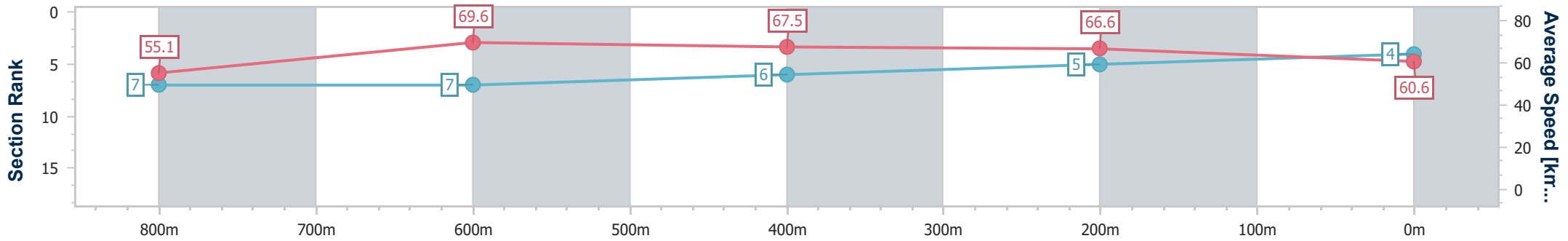


Eagle Farm QLD Professional
 Race 8: SKY RACING BRIBIE HANDICAP - 1000m
 07 December 2024 - 16:33
 Track Rating: Soft 5, Weather: Fine, Rail Position: True



BRISBANE
RACING CLUB

Section	Overall	800m	600m	400m	200m
Section Times	0:56.91 [4] (0:13.11)	0:43.80 [7] (0:10.40)	0:33.40 [7] (0:10.73)	0:22.67 [6] (0:10.78)	0:11.89 [5] (0:11.89)
Average Speed [km/h]	55.1	69.6	67.5	66.6	60.6
Top Speed [km/h]	70.0	71.6	68.8	68.8	64.3
Avg. Dist. to Rail [m]	1.8	1.2	0.8	2.6	2.4
Avg. Stride Freq. [Hz]	2.3	2.5	2.4	2.4	2.3
Avg. Stride Length [m]	6.8	7.9	7.7	7.6	7.2



- [] Ranking at each section and finish
- .-.- No data available at this section
- NA No data available



Horse/Jockey Name	Tiger Shark
Final Rank	5
Fastest Section Time (Section)	0:10.33 (800m)
Top Speed [km/h] (Section)	71.8 (Overall)
Race State	Finished

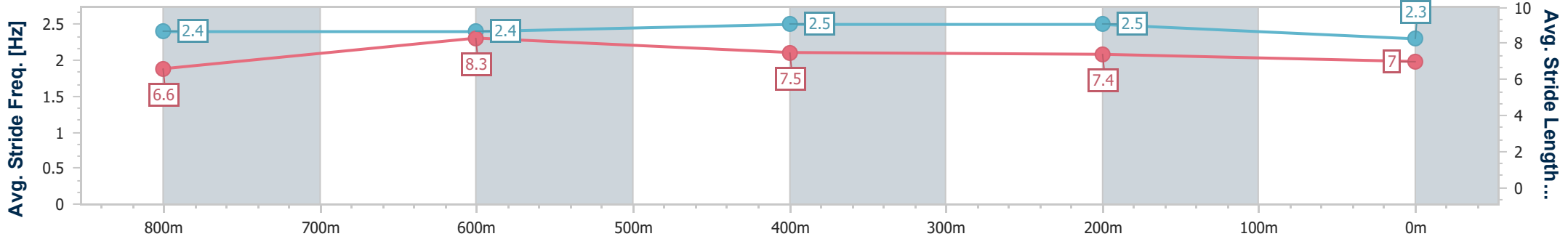
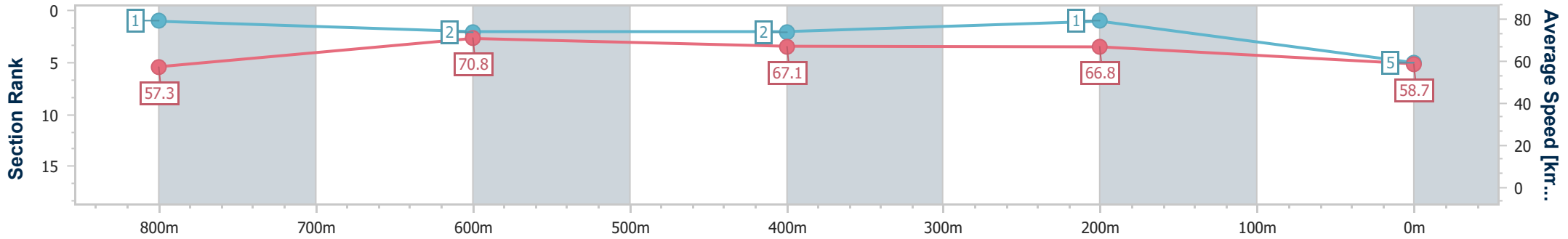


Eagle Farm QLD Professional
 Race 8: SKY RACING BRIBIE HANDICAP - 1000m
 07 December 2024 - 16:33
 Track Rating: Soft 5, Weather: Fine, Rail Position: True



BRISBANE
 RACING CLUB

Section	Overall	800m	600m	400m	200m
Section Times	0:56.92 [5] (0:12.71)	0:44.21 [1] (0:10.33)	0:33.88 [2] (0:10.83)	0:23.05 [2] (0:10.79)	0:12.26 [1] (0:12.26)
Average Speed [km/h]	57.3	70.8	67.1	66.8	58.7
Top Speed [km/h]	71.8	71.5	68.6	69.4	64.3
Avg. Dist. to Rail [m]	7.5	2.5	2.2	6.5	5.6
Avg. Stride Freq. [Hz]	2.4	2.4	2.5	2.5	2.3
Avg. Stride Length [m]	6.6	8.3	7.5	7.4	7.0



- [] Ranking at each section and finish
- .-.- No data available at this section
- NA No data available



Horse/Jockey Name	The Big Goodbye
Final Rank	6
Fastest Section Time (Section)	0:10.50 (800m)
Top Speed [km/h] (Section)	70.9 (800m)
Race State	Finished

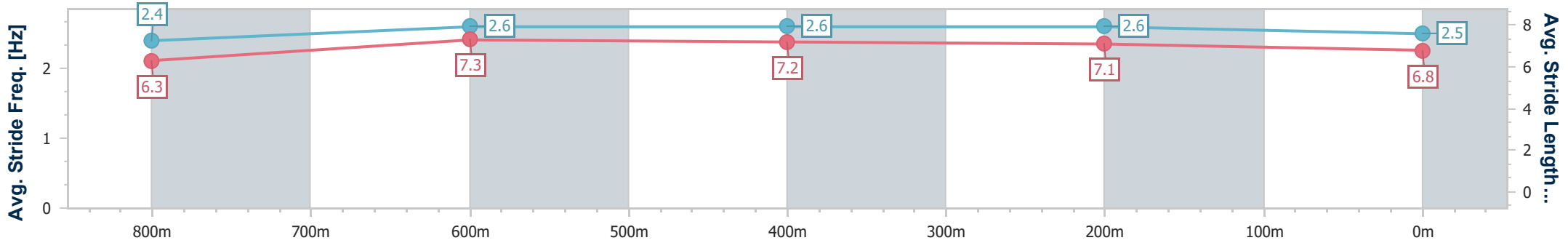
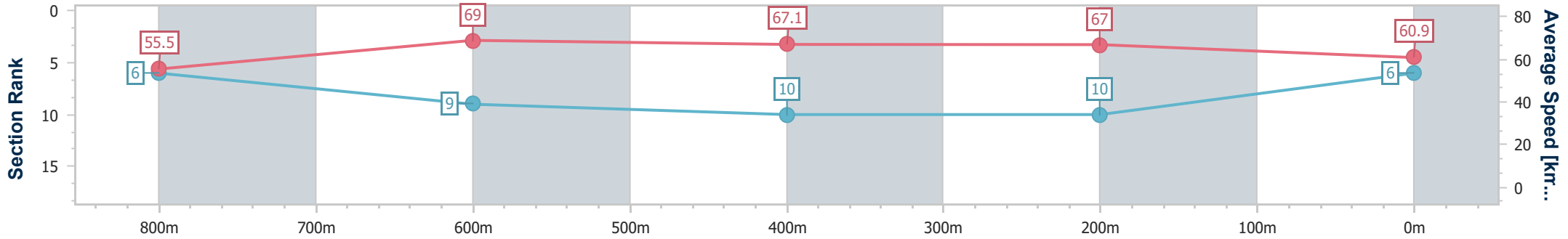


Eagle Farm QLD Professional
 Race 8: SKY RACING BRIBIE HANDICAP - 1000m
 07 December 2024 - 16:33
 Track Rating: Soft 5, Weather: Fine, Rail Position: True



BRISBANE
 RACING CLUB

Section	Overall	800m	600m	400m	200m
Section Times	0:56.96 [6] (0:13.11)	0:43.85 [6] (0:10.50)	0:33.35 [9] (0:10.78)	0:22.57 [10] (0:10.78)	0:11.79 [10] (0:11.79)
Average Speed [km/h]	55.5	69.0	67.1	67.0	60.9
Top Speed [km/h]	70.6	70.9	67.7	68.9	64.8
Avg. Dist. to Rail [m]	3.9	2.1	0.8	5.9	7.2
Avg. Stride Freq. [Hz]	2.4	2.6	2.6	2.6	2.5
Avg. Stride Length [m]	6.3	7.3	7.2	7.1	6.8



- [] Ranking at each section and finish
- .-.- No data available at this section
- NA No data available



Horse/Jockey Name	Cannonball
Final Rank	7
Fastest Section Time (Section)	0:10.29 (800m)
Top Speed [km/h] (Section)	72.6 (800m)
Race State	Finished

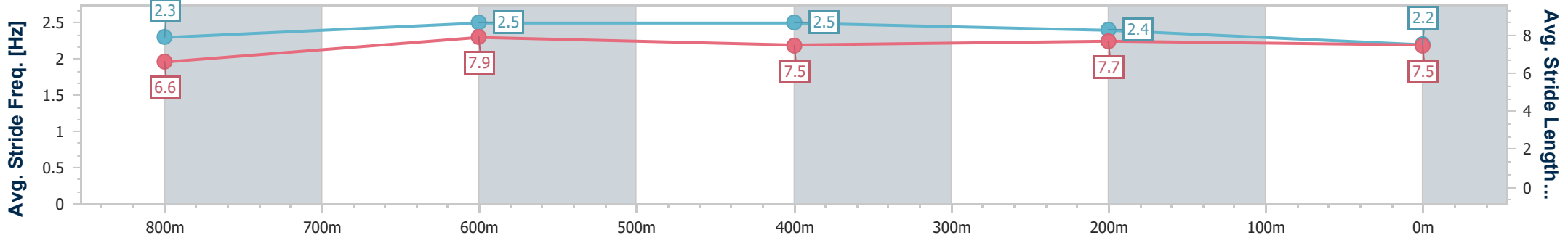
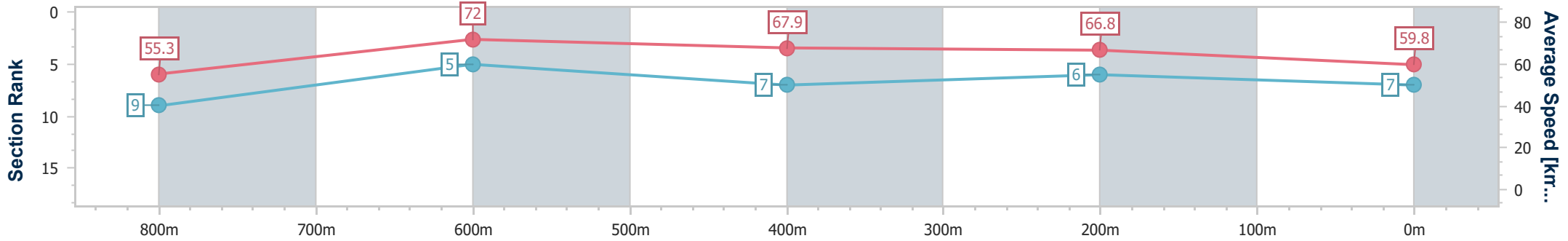


Eagle Farm QLD Professional
 Race 8: SKY RACING BRIBIE HANDICAP - 1000m
 07 December 2024 - 16:33
 Track Rating: Soft 5, Weather: Fine, Rail Position: True



BRISBANE
RACING CLUB

Section	Overall	800m	600m	400m	200m
Section Times	0:57.07 [7] (0:13.17)	0:43.90 [9] (0:10.29)	0:33.61 [5] (0:10.80)	0:22.81 [7] (0:10.82)	0:11.99 [6] (0:11.99)
Average Speed [km/h]	55.3	72.0	67.9	66.8	59.8
Top Speed [km/h]	72.2	72.6	70.2	68.5	63.4
Avg. Dist. to Rail [m]	10.2	5.3	4.4	9.1	9.3
Avg. Stride Freq. [Hz]	2.3	2.5	2.5	2.4	2.2
Avg. Stride Length [m]	6.6	7.9	7.5	7.7	7.5



- [] Ranking at each section and finish
- .-.- No data available at this section
- NA No data available



Horse/Jockey Name	Rothfire
Final Rank	8
Fastest Section Time (Section)	0:10.32 (800m)
Top Speed [km/h] (Section)	73.0 (800m)
Race State	Finished

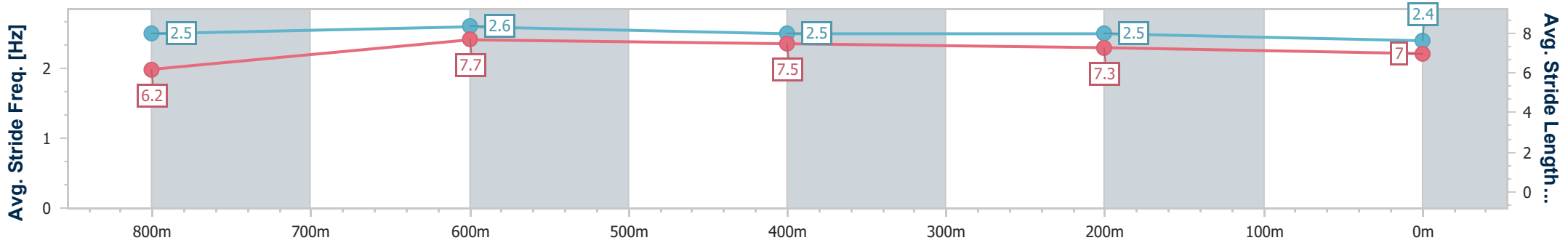
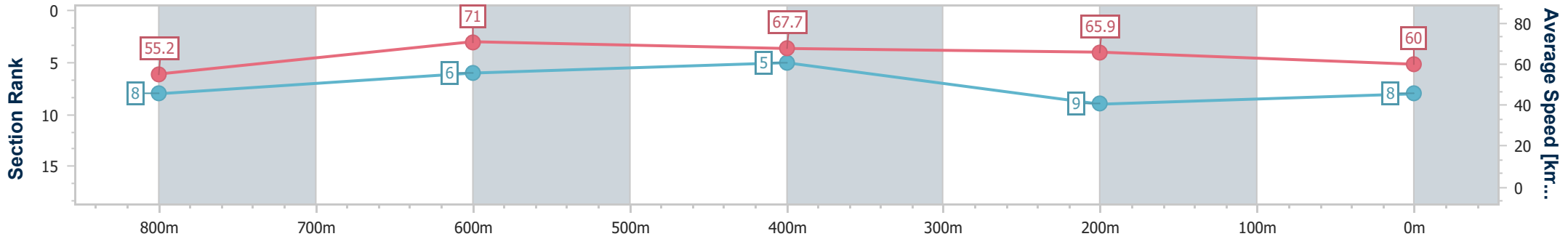


Eagle Farm QLD Professional
 Race 8: SKY RACING BRIBIE HANDICAP - 1000m
 07 December 2024 - 16:33
 Track Rating: Soft 5, Weather: Fine, Rail Position: True



BRISBANE
RACING CLUB

Section	Overall	800m	600m	400m	200m
Section Times	0:57.09 [8] (0:13.17)	0:43.92 [8] (0:10.32)	0:33.60 [6] (0:10.71)	0:22.89 [5] (0:10.94)	0:11.95 [9] (0:11.95)
Average Speed [km/h]	55.2	71.0	67.7	65.9	60.0
Top Speed [km/h]	71.4	73.0	69.3	67.2	65.5
Avg. Dist. to Rail [m]	6.6	3.5	1.1	5.1	5.3
Avg. Stride Freq. [Hz]	2.5	2.6	2.5	2.5	2.4
Avg. Stride Length [m]	6.2	7.7	7.5	7.3	7.0



- [] Ranking at each section and finish
- .-.- No data available at this section
- NA No data available



Horse/Jockey Name	All That Pizzazz
Final Rank	9
Fastest Section Time (Section)	0:10.41 (800m)
Top Speed [km/h] (Section)	71.2 (800m)
Race State	Finished

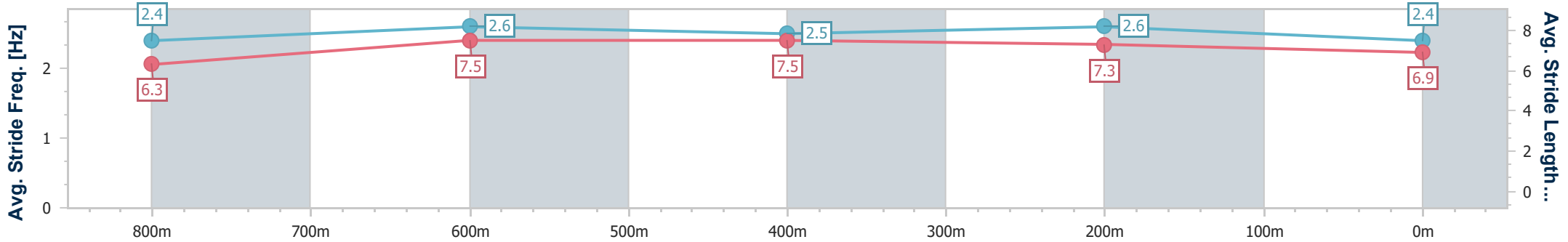
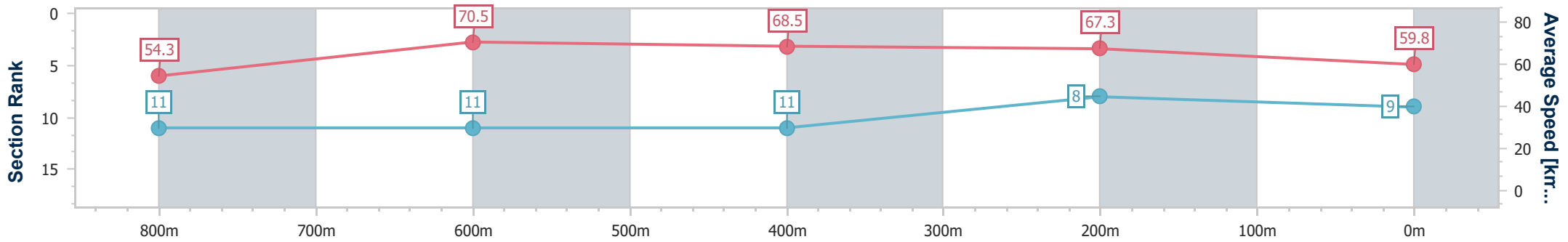


Eagle Farm QLD Professional
 Race 8: SKY RACING BRIBIE HANDICAP - 1000m
 07 December 2024 - 16:33
 Track Rating: Soft 5, Weather: Fine, Rail Position: True



BRISBANE
 RACING CLUB

Section	Overall	800m	600m	400m	200m
Section Times	0:57.14 [9] (0:13.35)	0:43.79 [11] (0:10.41)	0:33.38 [11] (0:10.65)	0:22.73 [11] (0:10.73)	0:12.00 [8] (0:12.00)
Average Speed [km/h]	54.3	70.5	68.5	67.3	59.8
Top Speed [km/h]	68.2	71.2	70.6	69.9	64.0
Avg. Dist. to Rail [m]	3.8	3.7	3.4	9.0	10.5
Avg. Stride Freq. [Hz]	2.4	2.6	2.5	2.6	2.4
Avg. Stride Length [m]	6.3	7.5	7.5	7.3	6.9



- [] Ranking at each section and finish
- .-.- No data available at this section
- NA No data available



Horse/Jockey Name	Nettuno
Final Rank	10
Fastest Section Time (Section)	0:10.20 (800m)
Top Speed [km/h] (Section)	72.7 (800m)
Race State	Finished

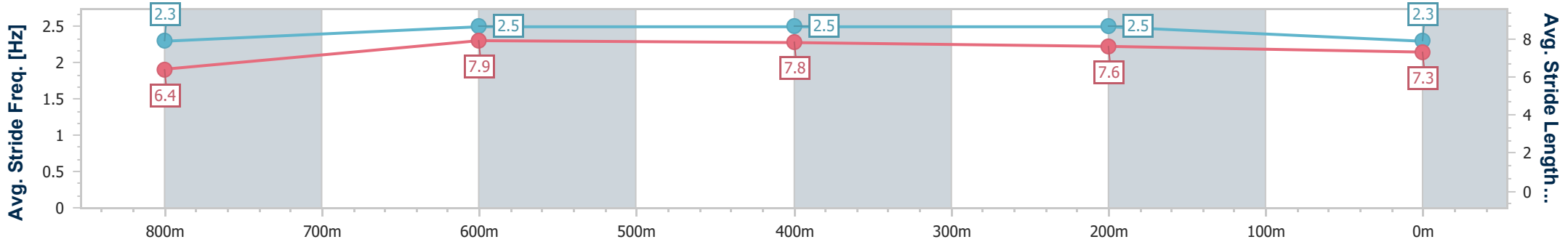
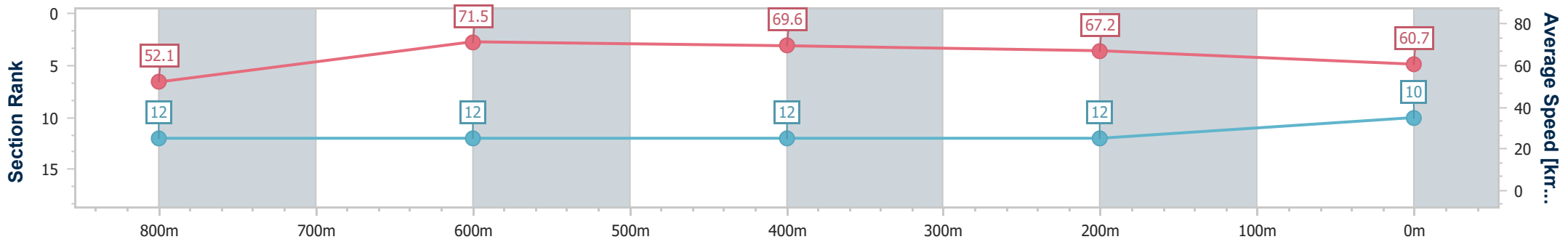


Eagle Farm QLD Professional
 Race 8: SKY RACING BRIBIE HANDICAP - 1000m
 07 December 2024 - 16:33
 Track Rating: Soft 5, Weather: Fine, Rail Position: True



BRISBANE
RACING CLUB

Section	Overall	800m	600m	400m	200m
Section Times	0:57.21 [10] (0:13.92)	0:43.29 [12] (0:10.20)	0:33.09 [12] (0:10.53)	0:22.56 [12] (0:10.70)	0:11.86 [12] (0:11.86)
Average Speed [km/h]	52.1	71.5	69.6	67.2	60.7
Top Speed [km/h]	72.6	72.7	70.5	70.3	63.8
Avg. Dist. to Rail [m]	5.9	2.3	3.5	10.7	12.9
Avg. Stride Freq. [Hz]	2.3	2.5	2.5	2.5	2.3
Avg. Stride Length [m]	6.4	7.9	7.8	7.6	7.3



- [] Ranking at each section and finish
- .-.- No data available at this section
- NA No data available



Horse/Jockey Name	King Kapa
Final Rank	11
Fastest Section Time (Section)	0:10.53 (800m)
Top Speed [km/h] (Section)	71.0 (Overall)
Race State	Finished

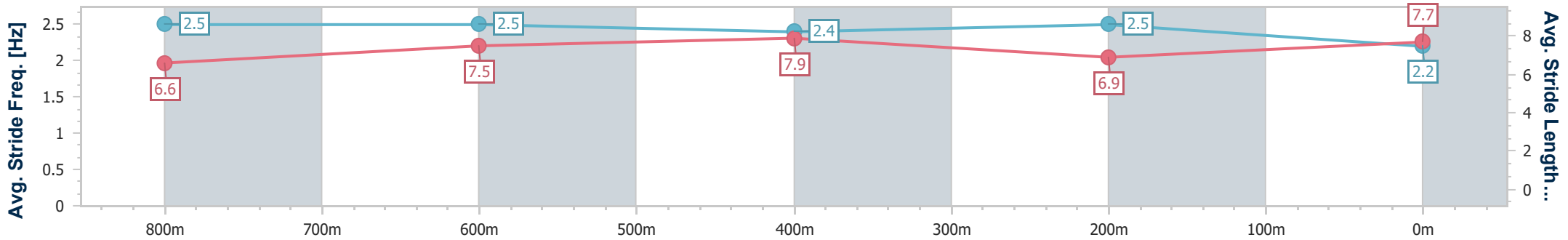
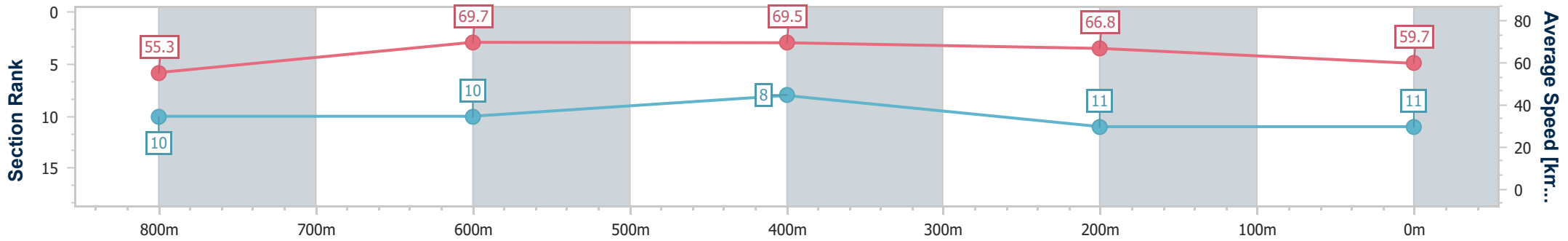


Eagle Farm QLD Professional
 Race 8: SKY RACING BRIBIE HANDICAP - 1000m
 07 December 2024 - 16:33
 Track Rating: Soft 5, Weather: Fine, Rail Position: True



BRISBANE
RACING CLUB

Section	Overall	800m	600m	400m	200m
Section Times	0:57.21 [11] (0:13.22)	0:43.99 [10] (0:10.53)	0:33.46 [10] (0:10.64)	0:22.82 [8] (0:10.79)	0:12.03 [11] (0:12.03)
Average Speed [km/h]	55.3	69.7	69.5	66.8	59.7
Top Speed [km/h]	71.0	70.6	70.6	69.2	64.4
Avg. Dist. to Rail [m]	8.2	4.7	5.0	10.8	12.2
Avg. Stride Freq. [Hz]	2.5	2.5	2.4	2.5	2.2
Avg. Stride Length [m]	6.6	7.5	7.9	6.9	7.7



- [] Ranking at each section and finish
- .-.-.- No data available at this section
- NA No data available



Horse/Jockey Name	Rubiquitous
Final Rank	12
Fastest Section Time (Section)	0:10.22 (800m)
Top Speed [km/h] (Section)	71.5 (800m)
Race State	Finished

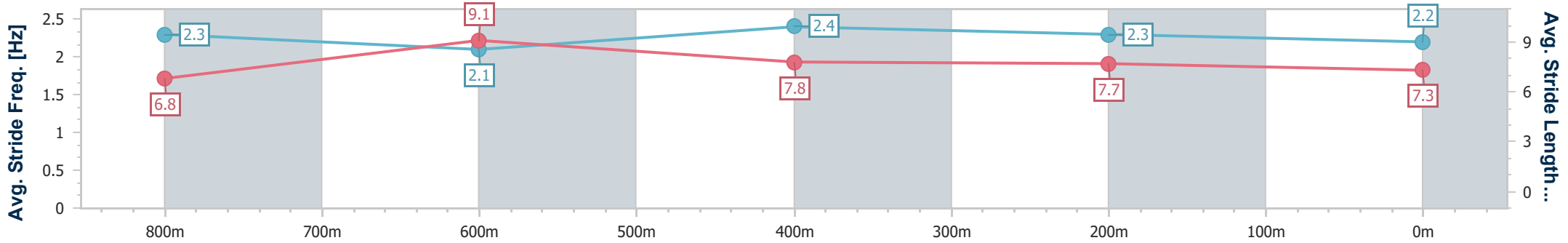
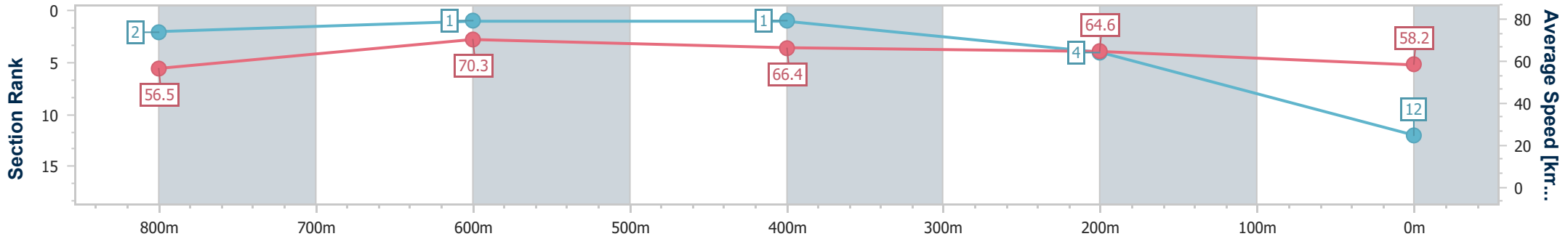


Eagle Farm QLD Professional
 Race 8: SKY RACING BRIBIE HANDICAP - 1000m
 07 December 2024 - 16:33
 Track Rating: Soft 5, Weather: Fine, Rail Position: True



BRISBANE
RACING CLUB

Section	Overall	800m	600m	400m	200m
Section Times	0:57.34 [12] (0:12.78)	0:44.56 [2] (0:10.22)	0:34.34 [1] (0:10.80)	0:23.54 [1] (0:11.18)	0:12.36 [4] (0:12.36)
Average Speed [km/h]	56.5	70.3	66.4	64.6	58.2
Top Speed [km/h]	71.3	71.5	68.7	65.5	63.3
Avg. Dist. to Rail [m]	2.4	0.3	0.4	1.4	1.9
Avg. Stride Freq. [Hz]	2.3	2.1	2.4	2.3	2.2
Avg. Stride Length [m]	6.8	9.1	7.8	7.7	7.3



- [] Ranking at each section and finish
- .-.- No data available at this section
- NA No data available



Eagle Farm QLD Professional
Race 9: MAGIC MILLIONS JAN 2025 QTIS Three-Year-Old BENCHMARK
70 Handicap - 1400m
07 December 2024 - 17:13



Track Rating: Soft 5, Weather: Fine, Rail Position: True

Section		Overall	1200m	1000m	800m	600m	400m	Last 600m				
Field Times		1:23.53 (0:13.73)	1:09.80 (0:11.11)	0:58.69 (0:11.68)	0:47.01 (0:11.92)	0:35.09 (0:11.87)	0:23.22 (0:11.20)	0:35.09				
Rank	TAB Horse/Jockey	Barrier	Top Speed [km/h]	Fastest Section	Distance Travelled [m]							
1	12 RUN LUCY RUN Damien Thornton	12	67.3 1200m	0:11.11 1200m	1:23.53 [1] (0:13.73)	1:09.80 [1] (0:11.11)	0:58.69 [1] (0:11.68)	0:47.01 [1] (0:11.92)	0:35.09 [1] (0:11.87)	0:23.22 [1] (0:11.20)	0:35.09	
2	2 GIVE ME SPACE James Orman	7	65.6 400m	0:11.15 400m	1:23.56 [2] (0:13.90)	1:09.66 [4] (0:11.46)	0:58.20 [4] (0:11.74)	0:46.46 [4] (0:11.82)	0:34.64 [5] (0:11.72)	0:22.92 [5] (0:11.15)	0:34.64	+2
3	4 SUPERHERO Ryan Maloney	8	65.3 600m	0:11.33 400m	1:24.04 [3] (0:14.12)	1:09.92 [5] (0:11.48)	0:58.44 [6] (0:11.70)	0:46.74 [6] (0:11.67)	0:35.07 [6] (0:11.64)	0:23.43 [3] (0:11.33)	0:35.07	-3
4	9 BLITZUM Ron Stewart	10	65.9 400m	0:11.23 400m	1:24.09 [4] (0:14.61)	1:09.48 [12] (0:11.62)	0:57.86 [12] (0:11.67)	0:46.19 [12] (0:11.57)	0:34.62 [12] (0:11.47)	0:23.15 [10] (0:11.23)	0:34.62	+1
5	8 BLANTONS RUN Mark Du Plessis	11	65.9 1200m	0:11.21 400m	1:24.13 [5] (0:14.32)	1:09.81 [9] (0:11.28)	0:58.53 [7] (0:11.76)	0:46.77 [7] (0:11.64)	0:35.13 [7] (0:11.63)	0:23.50 [4] (0:11.21)	0:35.13	+4
6	11 LARIDAE Cejay Graham	9	66.4 600m	0:11.25 400m	1:24.32 [6] (0:14.36)	1:09.96 [10] (0:11.49)	0:58.47 [10] (0:11.74)	0:46.73 [9] (0:11.58)	0:35.15 [9] (0:11.56)	0:23.59 [8] (0:11.25)	0:35.15	+8
7	6 THUNDERING SOUL Andrew Mallyon	3	65.0 400m	0:11.32 1200m	1:24.33 [7] (0:14.12)	1:10.21 [6] (0:11.32)	0:58.89 [5] (0:11.67)	0:47.22 [5] (0:11.77)	0:35.45 [4] (0:11.79)	0:23.66 [7] (0:11.36)	0:35.45	-7
8	10 ITALIAN DANCER Kyle Wilson-Taylor	6	65.7 1200m	0:11.20 1200m	1:24.44 [8] (0:13.89)	1:10.55 [3] (0:11.20)	0:59.35 [3] (0:11.80)	0:47.55 [3] (0:11.90)	0:35.65 [3] (0:11.87)	0:23.78 [6] (0:11.48)	0:35.65	+0
9	7 I'M HEROIC Angela Jones	5	65.3 400m	0:11.30 400m	1:24.58 [9] (0:14.40)	1:10.18 [11] (0:11.63)	0:58.55 [11] (0:11.69)	0:46.86 [11] (0:11.68)	0:35.18 [11] (0:11.69)	0:23.49 [12] (0:11.30)	0:35.18	-4
10	14 AIN'T TELLIN Robbie Dolan	4	64.1 600m	0:11.49 400m	1:24.63 [10] (0:14.29)	1:10.34 [8] (0:11.53)	0:58.81 [9] (0:11.77)	0:47.04 [9] (0:11.73)	0:35.31 [10] (0:11.70)	0:23.61 [11] (0:11.49)	0:35.31	+0

Scratched: Mister Bianco (#1), Saxinoue (#5)

[] Ranking at each section and finish
 -:-:- No data available at this section
 NA No data available

SCN Saddle cloth number
 DNF Did not finish
 DNT Did not track



Eagle Farm QLD Professional
Race 9: MAGIC MILLIONS JAN 2025 QTIS Three-Year-Old BENCHMARK
70 Handicap - 1400m
07 December 2024 - 17:13



Track Rating: Soft 5, Weather: Fine, Rail Position: True

Section	Overall	1200m	1000m	800m	600m	400m	Last 600m
Field Times	1:23.53 (0:13.73)	1:09.80 (0:11.11)	0:58.69 (0:11.68)	0:47.01 (0:11.92)	0:35.09 (0:11.87)	0:23.22 (0:11.20)	0:35.09

Rank	TAB	Horse/Jockey	Barrier	Top Speed [km/h]	Fastest Section	Overall	1200m	1000m	800m	600m	400m	Last 600m	Distance Travelled [m]
11	3	ESTRONDO Jake Bayliss	2	66.6 1200m	0:11.20 1200m	1:25.80 [11] (0:13.86)	1:11.94 [2] (0:11.20)	1:00.74 [2] (0:11.64)	0:49.10 [2] (0:11.89)	0:37.21 [2] (0:11.89)	0:25.32 [2] (0:11.81)	0:37.21	-10
12	13	THE DARK SIDE Taylor Marshall	1	64.1 1200m	0:11.49 1200m	1:27.09 [12] (0:14.18)	1:12.91 [7] (0:11.49)	1:01.42 [8] (0:11.74)	0:49.68 [8] (0:11.74)	0:37.94 [8] (0:11.78)	0:26.16 [9] (0:12.05)	0:37.94	-2

Scratched: Mister Bianco (#1), Saxinoue (#5)

[] Ranking at each section and finish
 -:-:- No data available at this section
 NA No data available

SCN Saddle cloth number
 DNF Did not finish
 DNT Did not track



Eagle Farm QLD Professional
Race 9: MAGIC MILLIONS JAN 2025 QTIS Three-Year-Old BENCHMARK
70 Handicap - 1400m
07 December 2024 - 17:13



Track Rating: Soft 5, Weather: Fine, Rail Position: True

Section							200m			Last 600m
Field Times							0:12.02			0:35.09
							(0:12.02)			
Rank	TAB	Horse/Jockey	Barrier	Top Speed [km/h]	Fastest Section	Margin			Distance Travelled [m]	
1	12	RUN LUCY RUN	12	67.3	0:11.11	0:12.02 [1]	1:23.53			0:35.09
		Damien Thornton		1200m	1200m	(0:12.02)				
2	2	GIVE ME SPACE	7	65.6	0:11.15	0:11.77 [2]	0.16L			0:34.64 +2
		James Orman		400m	400m	(0:11.77)				
3	4	SUPERHERO	8	65.3	0:11.33	0:12.10 [4]	3L			0:35.07 -3
		Ryan Maloney		600m	400m	(0:12.10)				
4	9	BLITZUM	10	65.9	0:11.23	0:11.92 [8]	3.31L			0:34.62 +1
		Ron Stewart		400m	400m	(0:11.92)				
5	8	BLANTONS RUN	11	65.9	0:11.21	0:12.29 [3]	3.49L			0:35.13 +4
		Mark Du Plessis		1200m	400m	(0:12.29)				
6	11	LARIDAE	9	66.4	0:11.25	0:12.34 [5]	4.62L			0:35.15 +8
		Cejay Graham		600m	400m	(0:12.34)				
7	6	THUNDERING SOUL	3	65.0	0:11.32	0:12.30 [6]	4.72L			0:35.45 -7
		Andrew Mallyon		400m	1200m	(0:12.30)				
8	10	ITALIAN DANCER	6	65.7	0:11.20	0:12.30 [7]	5.35L			0:35.65 +0
		Kyle Wilson-Taylor		1200m	1200m	(0:12.30)				
9	7	I'M HEROIC	5	65.3	0:11.30	0:12.19 [10]	6.18L			0:35.18 -4
		Angela Jones		400m	400m	(0:12.19)				
10	14	AIN'T TELLIN	4	64.1	0:11.49	0:12.12 [11]	6.45L			0:35.31 +0
		Robbie Dolan		600m	400m	(0:12.12)				

Scratched: Mister Bianco (#1), Saxinoue (#5)

[] Ranking at each section and finish
 -:-:- No data available at this section
 NA No data available

SCN Saddle cloth number
 DNF Did not finish
 DNT Did not track



Eagle Farm QLD Professional
Race 9: MAGIC MILLIONS JAN 2025 QTIS Three-Year-Old BENCHMARK
70 Handicap - 1400m
07 December 2024 - 17:13



Track Rating: Soft 5, Weather: Fine, Rail Position: True

Section				200m				Last 600m	
Field Times				0:12.02 (0:12.02)				0:35.09	
Rank	TAB Horse/Jockey	Barrier	Top Speed [km/h]	Fastest Section	Margin				Distance Travelled [m]
11	3 ESTRONDO	2	66.6	0:11.20	0:13.51 [9]	13.34L		0:37.21	-10
	Jake Bayliss		1200m	1200m	(0:13.51)				
12	13 THE DARK SIDE	1	64.1	0:11.49	0:14.11 [12]	20.9L		0:37.94	-2
	Taylor Marshall		1200m	1200m	(0:14.11)				

Scratched: Mister Bianco (#1), Saxinoue (#5)

[] Ranking at each section and finish
 -:-:- No data available at this section
 NA No data available

SCN Saddle cloth number
 DNF Did not finish
 DNT Did not track



Horse/Jockey Name	Run Lucy Run
Final Rank	1
Fastest Section Time (Section)	0:11.11 (1200m)
Top Speed [km/h] (Section)	67.3 (1200m)
Race State	Finished

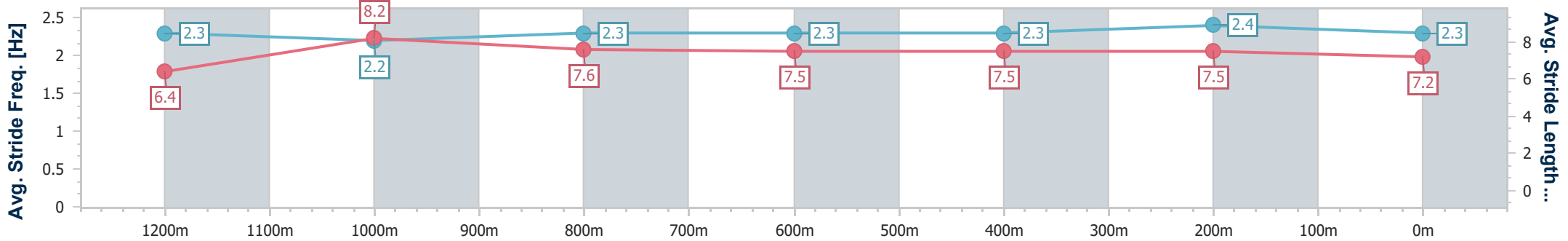
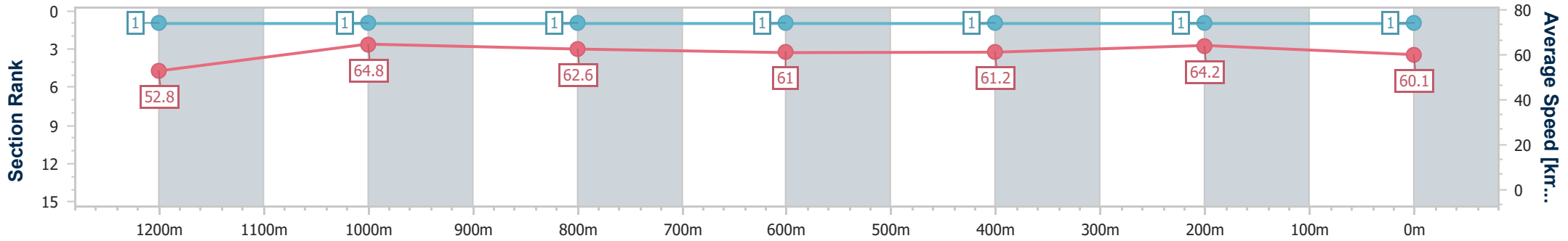


Eagle Farm QLD Professional
 Race 9: MAGIC MILLIONS JAN 2025 QTIS Three-Year-Old
 BENCHMARK 70 Handicap - 1400m
 07 December 2024 - 17:13
 Track Rating: Soft 5, Weather: Fine, Rail Position: True



BRISBANE
 RACING CLUB

Section	Overall	1200m	1000m	800m	600m	400m	200m
Section Times	1:23.53 [1] (0:13.73)	1:09.80 [1] (0:11.11)	0:58.69 [1] (0:11.68)	0:47.01 [1] (0:11.92)	0:35.09 [1] (0:11.87)	0:23.22 [1] (0:11.20)	0:12.02 [1] (0:12.02)
Average Speed [km/h]	52.8	64.8	62.6	61.0	61.2	64.2	60.1
Top Speed [km/h]	66.2	67.3	63.2	62.1	64.6	65.5	63.0
Avg. Dist. to Rail [m]	10.2	3.4	2.8	2.6	2.2	5.0	4.9
Avg. Stride Freq. [Hz]	2.3	2.2	2.3	2.3	2.3	2.4	2.3
Avg. Stride Length [m]	6.4	8.2	7.6	7.5	7.5	7.5	7.2



- [] Ranking at each section and finish
- .-.- No data available at this section
- NA No data available



Horse/Jockey Name	Give Me Space
Final Rank	2
Fastest Section Time (Section)	0:11.15 (400m)
Top Speed [km/h] (Section)	65.6 (400m)
Race State	Finished



Eagle Farm QLD Professional
Race 9: MAGIC MILLIONS JAN 2025 QTIS Three-Year-Old
BENCHMARK 70 Handicap - 1400m

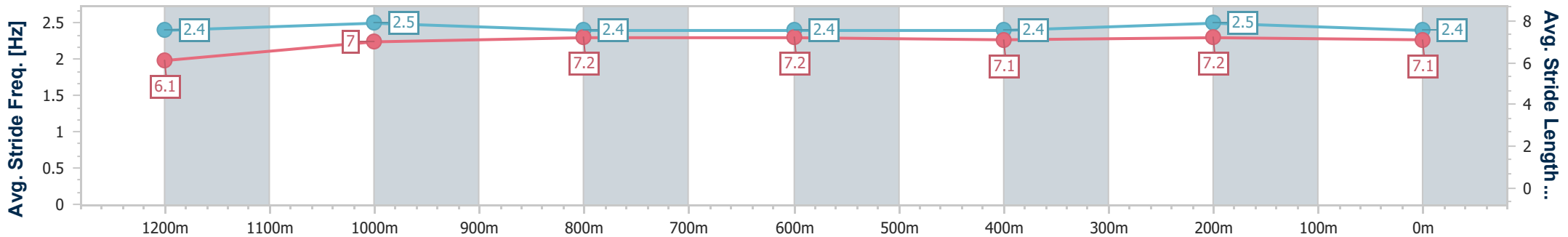
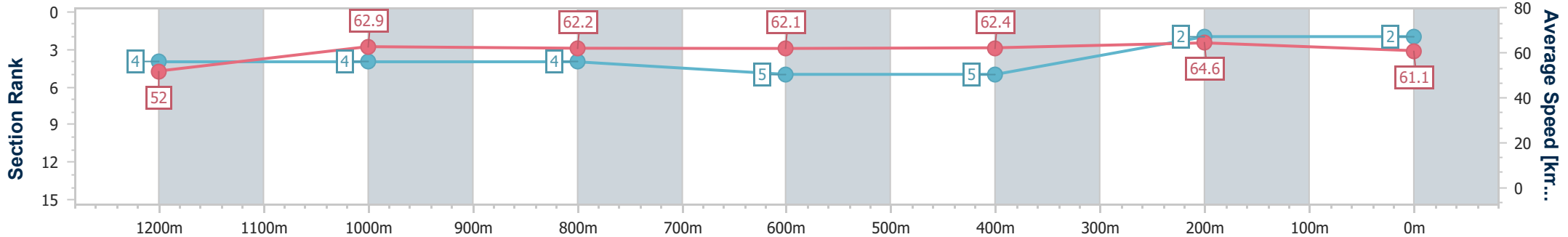
07 December 2024 - 17:13

Track Rating: Soft 5, Weather: Fine, Rail Position: True



BRISBANE
RACING CLUB

Section	Overall	1200m	1000m	800m	600m	400m	200m
Section Times	1:23.56 [2] (0:13.90)	1:09.66 [4] (0:11.46)	0:58.20 [4] (0:11.74)	0:46.46 [4] (0:11.82)	0:34.64 [5] (0:11.72)	0:22.92 [5] (0:11.15)	0:11.77 [2] (0:11.77)
Average Speed [km/h]	52.0	62.9	62.2	62.1	62.4	64.6	61.1
Top Speed [km/h]	65.2	65.6	63.0	63.2	64.3	65.6	63.9
Avg. Dist. to Rail [m]	7.2	3.1	2.8	3.6	3.4	6.9	7.0
Avg. Stride Freq. [Hz]	2.4	2.5	2.4	2.4	2.4	2.5	2.4
Avg. Stride Length [m]	6.1	7.0	7.2	7.2	7.1	7.2	7.1



- [] Ranking at each section and finish
- .-.- No data available at this section
- NA No data available



Horse/Jockey Name	Superhero
Final Rank	3
Fastest Section Time (Section)	0:11.33 (400m)
Top Speed [km/h] (Section)	65.3 (600m)
Race State	Finished



Eagle Farm QLD Professional
Race 9: MAGIC MILLIONS JAN 2025 QTIS Three-Year-Old
BENCHMARK 70 Handicap - 1400m

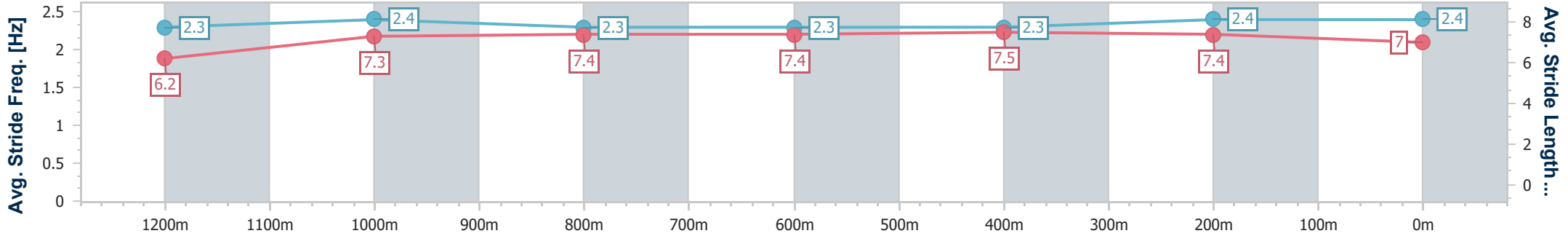
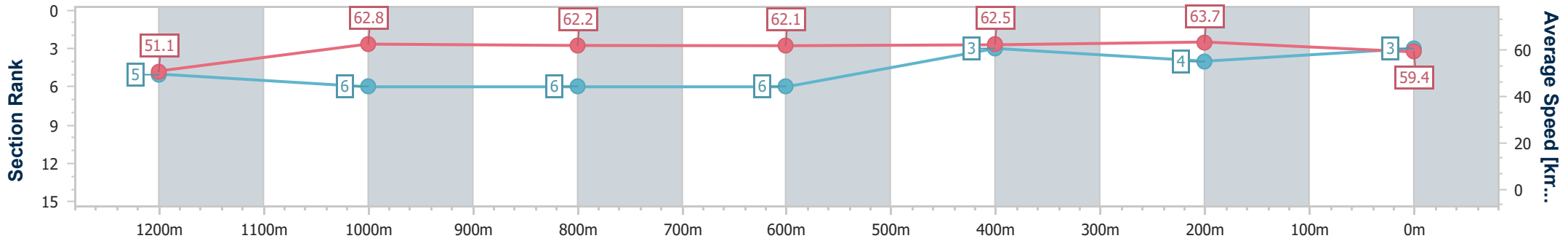
07 December 2024 - 17:13

Track Rating: Soft 5, Weather: Fine, Rail Position: True



BRISBANE
RACING CLUB

Section	Overall	1200m	1000m	800m	600m	400m	200m
Section Times	1:24.04 [3] (0:14.12)	1:09.92 [5] (0:11.48)	0:58.44 [6] (0:11.70)	0:46.74 [6] (0:11.67)	0:35.07 [6] (0:11.64)	0:23.43 [3] (0:11.33)	0:12.10 [4] (0:12.10)
Average Speed [km/h]	51.1	62.8	62.2	62.1	62.5	63.7	59.4
Top Speed [km/h]	63.0	64.6	63.3	62.7	65.3	65.1	62.7
Avg. Dist. to Rail [m]	7.2	2.6	1.8	1.1	2.5	6.8	7.8
Avg. Stride Freq. [Hz]	2.3	2.4	2.3	2.3	2.3	2.4	2.4
Avg. Stride Length [m]	6.2	7.3	7.4	7.4	7.5	7.4	7.0



- [] Ranking at each section and finish
- .-.- No data available at this section
- NA No data available



Horse/Jockey Name	Blitzum
Final Rank	4
Fastest Section Time (Section)	0:11.23 (400m)
Top Speed [km/h] (Section)	65.9 (400m)
Race State	Finished



Eagle Farm QLD Professional
Race 9: MAGIC MILLIONS JAN 2025 QTIS Three-Year-Old
BENCHMARK 70 Handicap - 1400m

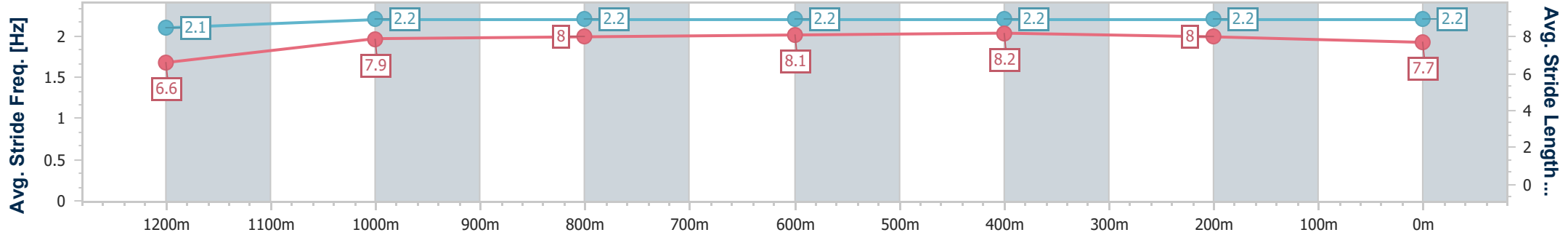
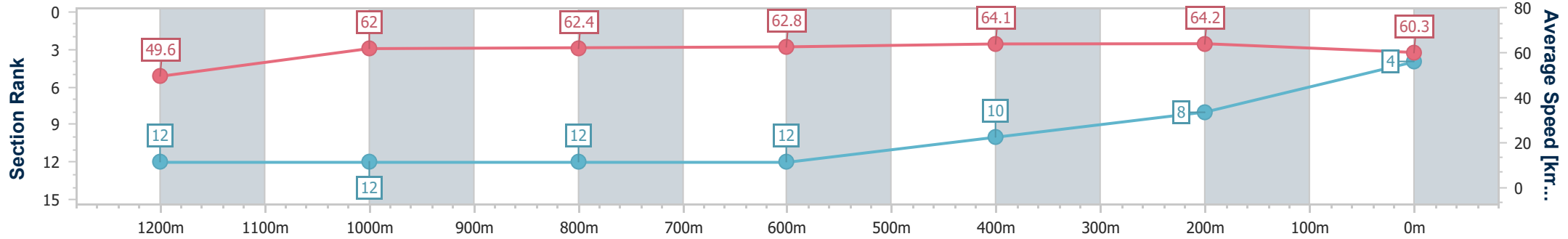
07 December 2024 - 17:13

Track Rating: Soft 5, Weather: Fine, Rail Position: True



BRISBANE
RACING CLUB

Section	Overall	1200m	1000m	800m	600m	400m	200m
Section Times	1:24.09 [4] (0:14.61)	1:09.48 [12] (0:11.62)	0:57.86 [12] (0:11.67)	0:46.19 [12] (0:11.57)	0:34.62 [12] (0:11.47)	0:23.15 [10] (0:11.23)	0:11.92 [8]
Average Speed [km/h]	49.6	62.0	62.4	62.8	64.1	64.2	60.3
Top Speed [km/h]	62.0	63.2	63.6	63.7	65.3	65.9	62.1
Avg. Dist. to Rail [m]	9.3	3.1	2.2	2.2	4.3	11.1	11.5
Avg. Stride Freq. [Hz]	2.1	2.2	2.2	2.2	2.2	2.2	2.2
Avg. Stride Length [m]	6.6	7.9	8.0	8.1	8.2	8.0	7.7



- [] Ranking at each section and finish
- .-.- No data available at this section
- NA No data available



Horse/Jockey Name	Blantons Run
Final Rank	5
Fastest Section Time (Section)	0:11.21 (400m)
Top Speed [km/h] (Section)	65.9 (1200m)
Race State	Finished



Eagle Farm QLD Professional
Race 9: MAGIC MILLIONS JAN 2025 QTIS Three-Year-Old
BENCHMARK 70 Handicap - 1400m

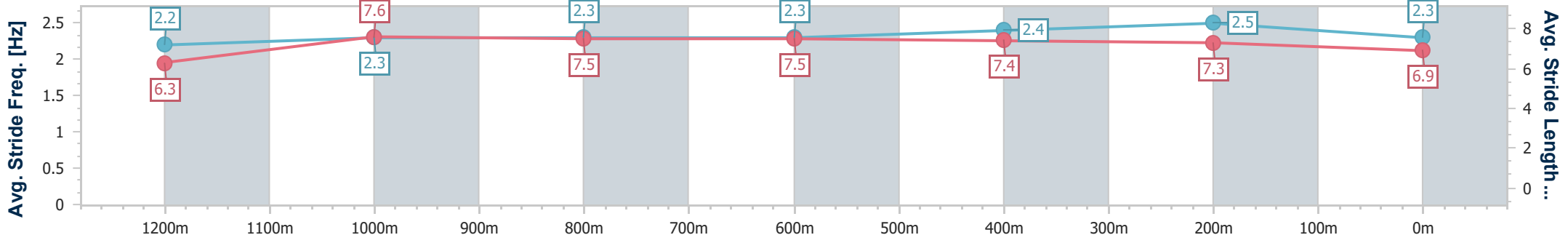
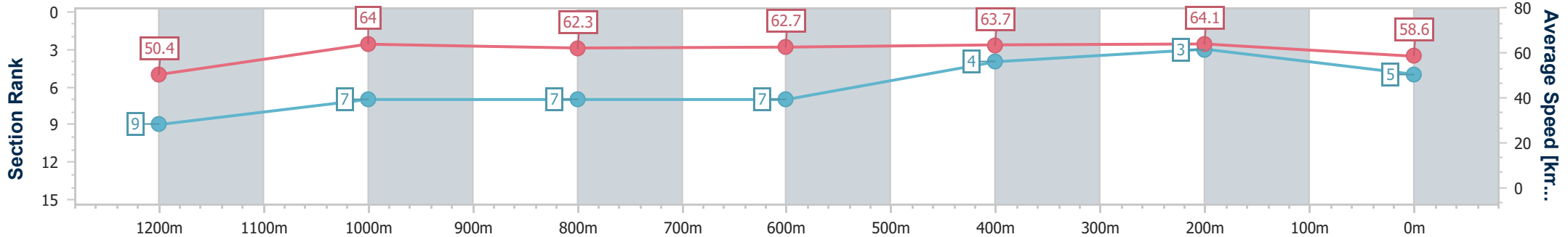
07 December 2024 - 17:13

Track Rating: Soft 5, Weather: Fine, Rail Position: True



BRISBANE
RACING CLUB

Section	Overall	1200m	1000m	800m	600m	400m	200m
Section Times	1:24.13 [5] (0:14.32)	1:09.81 [9] (0:11.28)	0:58.53 [7] (0:11.76)	0:46.77 [7] (0:11.64)	0:35.13 [7] (0:11.63)	0:23.50 [4] (0:11.21)	0:12.29 [3] (0:12.29)
Average Speed [km/h]	50.4	64.0	62.3	62.7	63.7	64.1	58.6
Top Speed [km/h]	64.4	65.9	64.2	63.7	65.4	65.4	62.6
Avg. Dist. to Rail [m]	9.9	4.1	3.5	3.4	5.1	9.9	8.1
Avg. Stride Freq. [Hz]	2.2	2.3	2.3	2.3	2.4	2.5	2.3
Avg. Stride Length [m]	6.3	7.6	7.5	7.5	7.4	7.3	6.9



- [] Ranking at each section and finish
- .-.- No data available at this section
- NA No data available



Horse/Jockey Name	Laridae
Final Rank	6
Fastest Section Time (Section)	0:11.25 (400m)
Top Speed [km/h] (Section)	66.4 (600m)
Race State	Finished



Eagle Farm QLD Professional
Race 9: MAGIC MILLIONS JAN 2025 QTIS Three-Year-Old
BENCHMARK 70 Handicap - 1400m

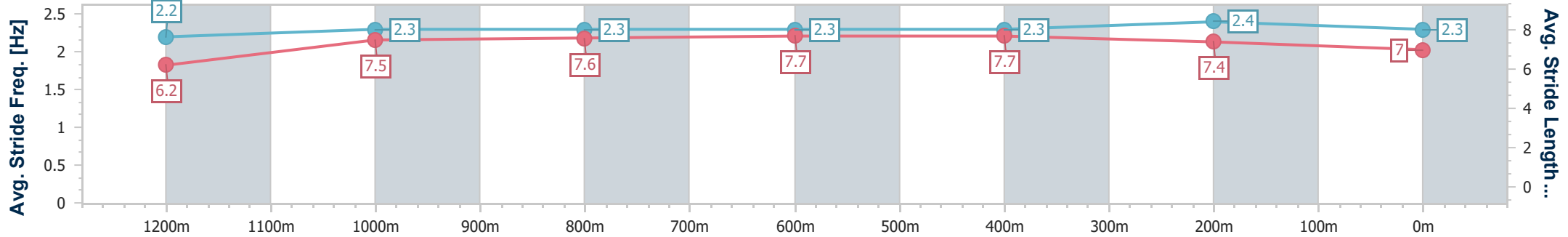
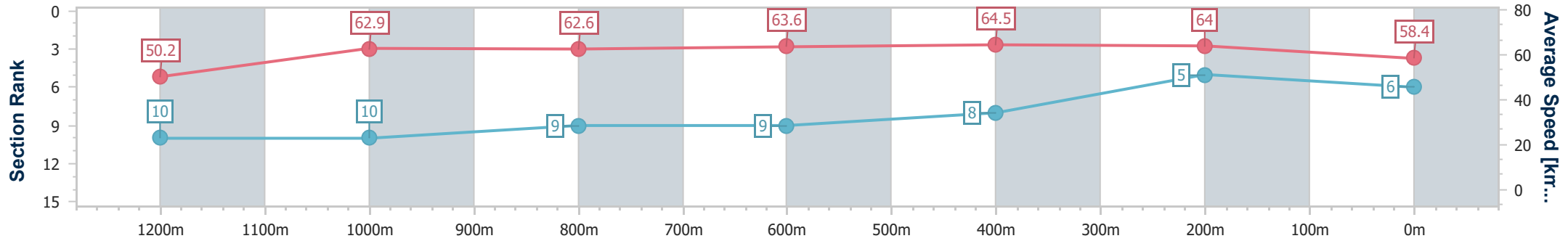
07 December 2024 - 17:13

Track Rating: Soft 5, Weather: Fine, Rail Position: True



BRISBANE
RACING CLUB

Section	Overall	1200m	1000m	800m	600m	400m	200m
Section Times	1:24.32 [6] (0:14.36)	1:09.96 [10] (0:11.49)	0:58.47 [10] (0:11.74)	0:46.73 [9] (0:11.58)	0:35.15 [9] (0:11.56)	0:23.59 [8] (0:11.25)	0:12.34 [5] (0:12.34)
Average Speed [km/h]	50.2	62.9	62.6	63.6	64.5	64.0	58.4
Top Speed [km/h]	63.0	64.7	64.3	64.7	66.4	64.9	61.2
Avg. Dist. to Rail [m]	8.4	3.1	4.0	5.1	7.0	12.2	9.7
Avg. Stride Freq. [Hz]	2.2	2.3	2.3	2.3	2.3	2.4	2.3
Avg. Stride Length [m]	6.2	7.5	7.6	7.7	7.7	7.4	7.0



- [] Ranking at each section and finish
- .-.- No data available at this section
- NA No data available



Horse/Jockey Name	Thundering Soul
Final Rank	7
Fastest Section Time (Section)	0:11.32 (1200m)
Top Speed [km/h] (Section)	65.0 (400m)
Race State	Finished



Eagle Farm QLD Professional
 Race 9: MAGIC MILLIONS JAN 2025 QTIS Three-Year-Old
 BENCHMARK 70 Handicap - 1400m

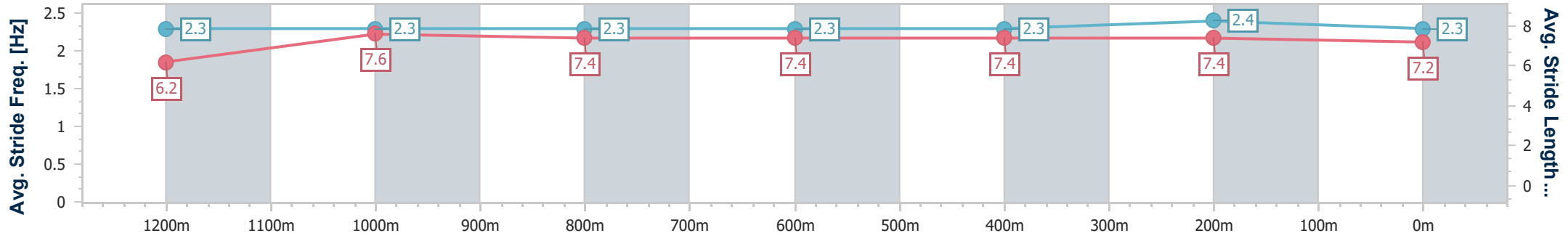
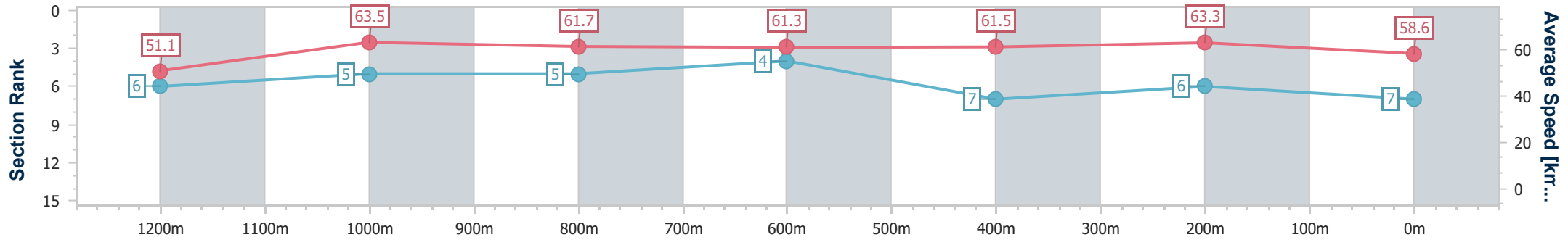
07 December 2024 - 17:13

Track Rating: Soft 5, Weather: Fine, Rail Position: True



BRISBANE
 RACING CLUB

Section	Overall	1200m	1000m	800m	600m	400m	200m
Section Times	1:24.33 [7] (0:14.12)	1:10.21 [6] (0:11.32)	0:58.89 [5] (0:11.67)	0:47.22 [5] (0:11.77)	0:35.45 [4] (0:11.79)	0:23.66 [7] (0:11.36)	0:12.30 [6] (0:12.30)
Average Speed [km/h]	51.1	63.5	61.7	61.3	61.5	63.3	58.6
Top Speed [km/h]	63.4	64.5	63.0	61.5	63.0	65.0	61.1
Avg. Dist. to Rail [m]	3.5	1.0	0.3	0.2	1.3	5.8	4.9
Avg. Stride Freq. [Hz]	2.3	2.3	2.3	2.3	2.3	2.4	2.3
Avg. Stride Length [m]	6.2	7.6	7.4	7.4	7.4	7.4	7.2



- [] Ranking at each section and finish
- .-.- No data available at this section
- NA No data available



Horse/Jockey Name	Italian Dancer
Final Rank	8
Fastest Section Time (Section)	0:11.20 (1200m)
Top Speed [km/h] (Section)	65.7 (1200m)
Race State	Finished



Eagle Farm QLD Professional
 Race 9: MAGIC MILLIONS JAN 2025 QTIS Three-Year-Old
 BENCHMARK 70 Handicap - 1400m

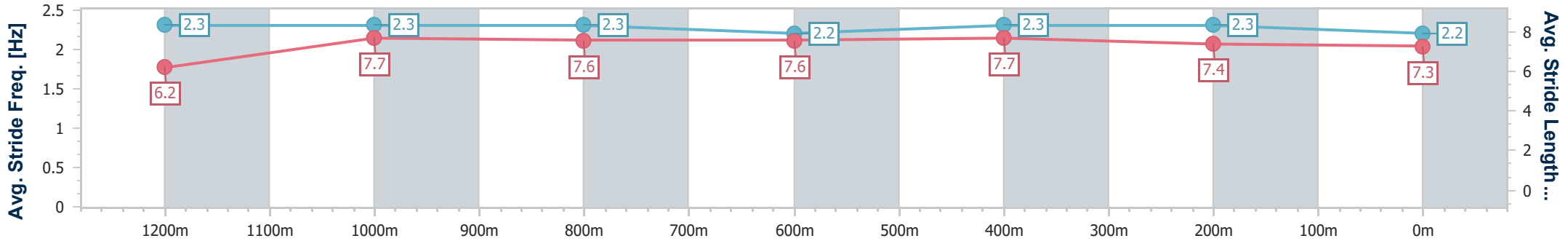
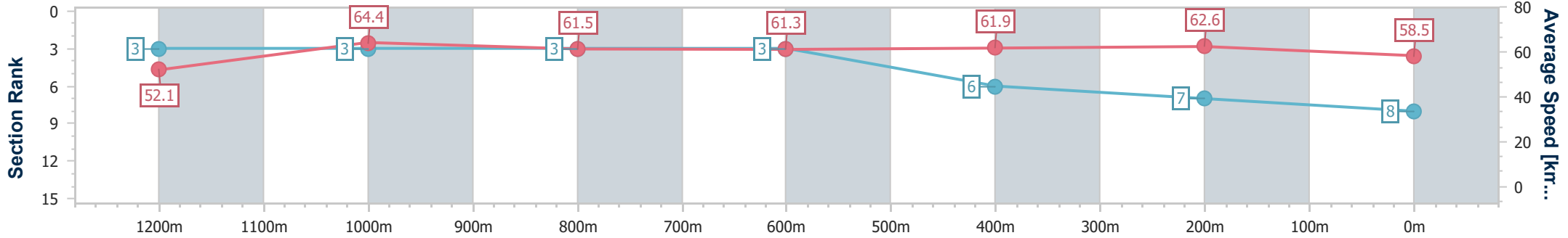
07 December 2024 - 17:13

Track Rating: Soft 5, Weather: Fine, Rail Position: True



BRISBANE
RACING CLUB

Section	Overall	1200m	1000m	800m	600m	400m	200m
Section Times	1:24.44 [8] (0:13.89)	1:10.55 [3] (0:11.20)	0:59.35 [3] (0:11.80)	0:47.55 [3] (0:11.90)	0:35.65 [3] (0:11.87)	0:23.78 [6] (0:11.48)	0:12.30 [7] (0:12.30)
Average Speed [km/h]	52.1	64.4	61.5	61.3	61.9	62.6	58.5
Top Speed [km/h]	65.2	65.7	62.7	62.2	63.5	63.8	62.0
Avg. Dist. to Rail [m]	6.0	2.4	2.3	2.4	3.5	5.7	5.3
Avg. Stride Freq. [Hz]	2.3	2.3	2.3	2.2	2.3	2.3	2.2
Avg. Stride Length [m]	6.2	7.7	7.6	7.6	7.7	7.4	7.3



- [] Ranking at each section and finish
- .-.- No data available at this section
- NA No data available



Horse/Jockey Name	I'm Heroic
Final Rank	9
Fastest Section Time (Section)	0:11.30 (400m)
Top Speed [km/h] (Section)	65.3 (400m)
Race State	Finished



Eagle Farm QLD Professional
Race 9: MAGIC MILLIONS JAN 2025 QTIS Three-Year-Old
BENCHMARK 70 Handicap - 1400m

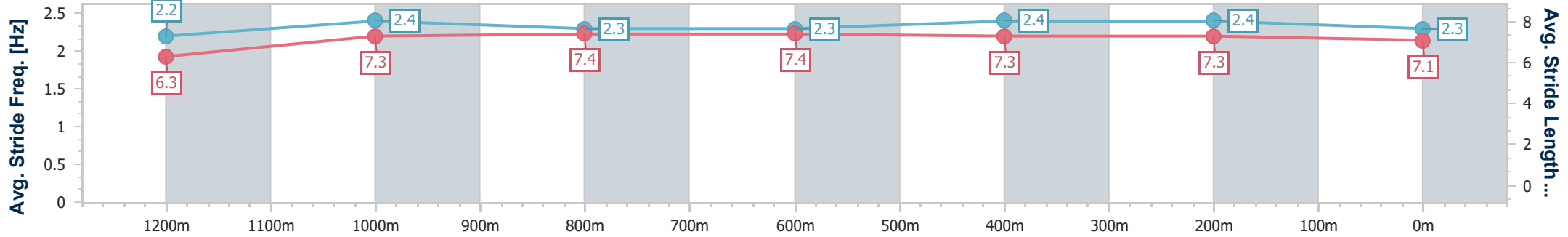
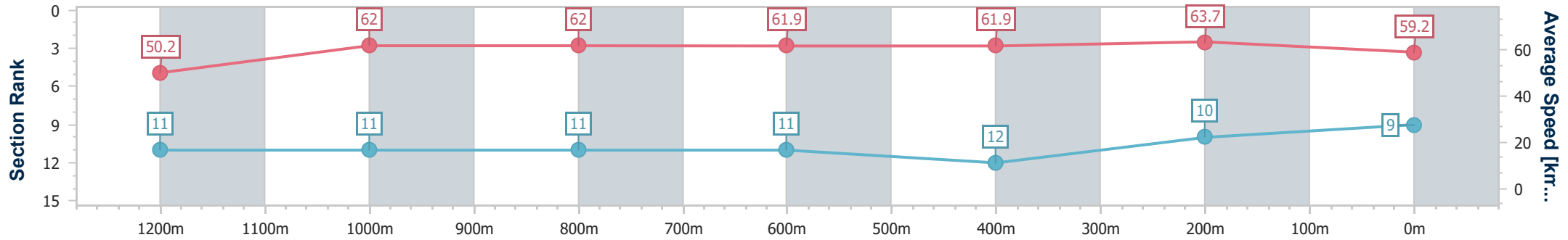
07 December 2024 - 17:13

Track Rating: Soft 5, Weather: Fine, Rail Position: True



BRISBANE
RACING CLUB

Section	Overall	1200m	1000m	800m	600m	400m	200m
Section Times	1:24.58 [9] (0:14.40)	1:10.18 [11] (0:11.63)	0:58.55 [11] (0:11.69)	0:46.86 [11] (0:11.68)	0:35.18 [11] (0:11.69)	0:23.49 [12] (0:11.30)	0:12.19 [10] (0:12.19)
Average Speed [km/h]	50.2	62.0	62.0	61.9	61.9	63.7	59.2
Top Speed [km/h]	62.7	63.1	63.4	63.0	64.8	65.3	61.5
Avg. Dist. to Rail [m]	5.6	3.0	1.1	1.1	1.4	3.9	4.2
Avg. Stride Freq. [Hz]	2.2	2.4	2.3	2.3	2.4	2.4	2.3
Avg. Stride Length [m]	6.3	7.3	7.4	7.4	7.3	7.3	7.1



- [] Ranking at each section and finish
- .-.- No data available at this section
- NA No data available



Horse/Jockey Name	Ain't Tellin
Final Rank	10
Fastest Section Time (Section)	0:11.49 (400m)
Top Speed [km/h] (Section)	64.1 (600m)
Race State	Finished



Eagle Farm QLD Professional
Race 9: MAGIC MILLIONS JAN 2025 QTIS Three-Year-Old
BENCHMARK 70 Handicap - 1400m

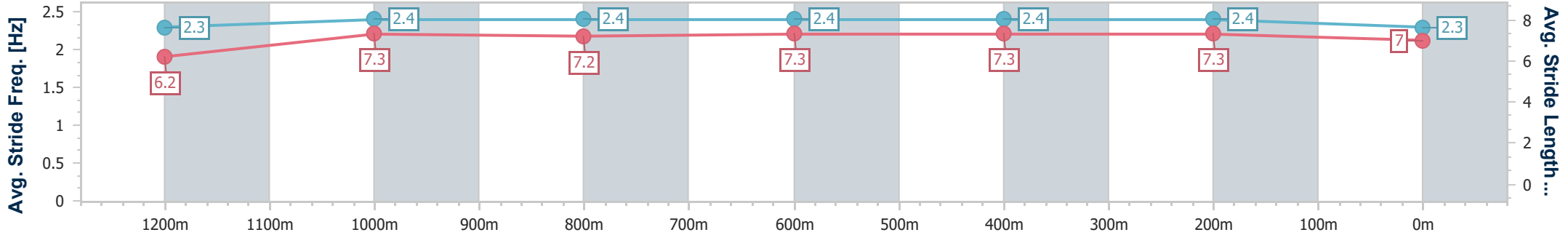
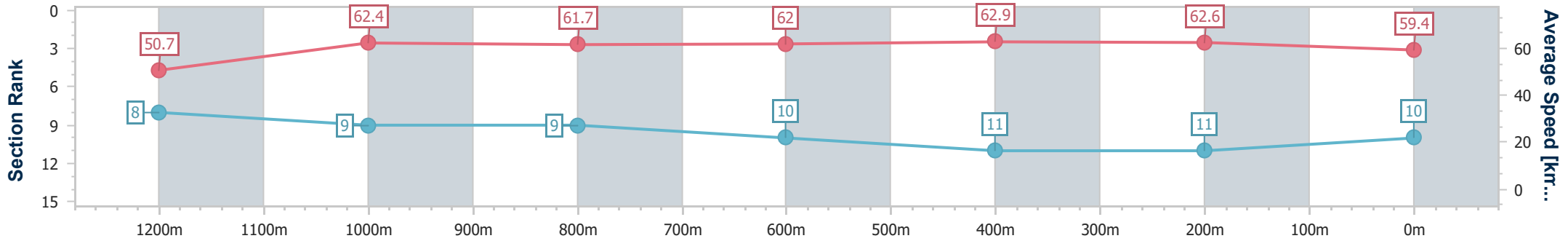
07 December 2024 - 17:13

Track Rating: Soft 5, Weather: Fine, Rail Position: True



BRISBANE
RACING CLUB

Section	Overall	1200m	1000m	800m	600m	400m	200m
Section Times	1:24.63 [10] (0:14.29)	1:10.34 [8] (0:11.53)	0:58.81 [9] (0:11.77)	0:47.04 [9] (0:11.73)	0:35.31 [10] (0:11.70)	0:23.61 [11] (0:11.49)	0:12.12 [11] (0:12.12)
Average Speed [km/h]	50.7	62.4	61.7	62.0	62.9	62.6	59.4
Top Speed [km/h]	63.6	63.6	62.8	63.2	64.1	63.6	62.0
Avg. Dist. to Rail [m]	4.6	2.1	1.9	2.3	4.1	7.8	8.5
Avg. Stride Freq. [Hz]	2.3	2.4	2.4	2.4	2.4	2.4	2.3
Avg. Stride Length [m]	6.2	7.3	7.2	7.3	7.3	7.3	7.0



- [] Ranking at each section and finish
- .-.- No data available at this section
- NA No data available



Horse/Jockey Name	Estrondo
Final Rank	11
Fastest Section Time (Section)	0:11.20 (1200m)
Top Speed [km/h] (Section)	66.6 (1200m)
Race State	Finished



Eagle Farm QLD Professional
 Race 9: MAGIC MILLIONS JAN 2025 QTIS Three-Year-Old
 BENCHMARK 70 Handicap - 1400m

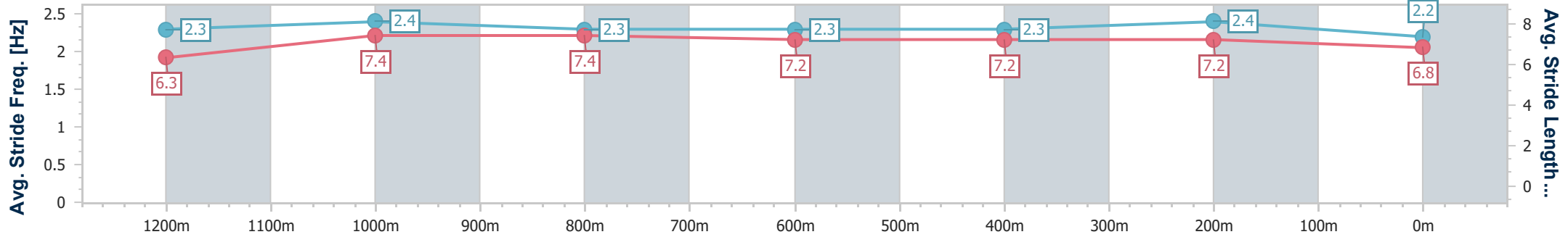
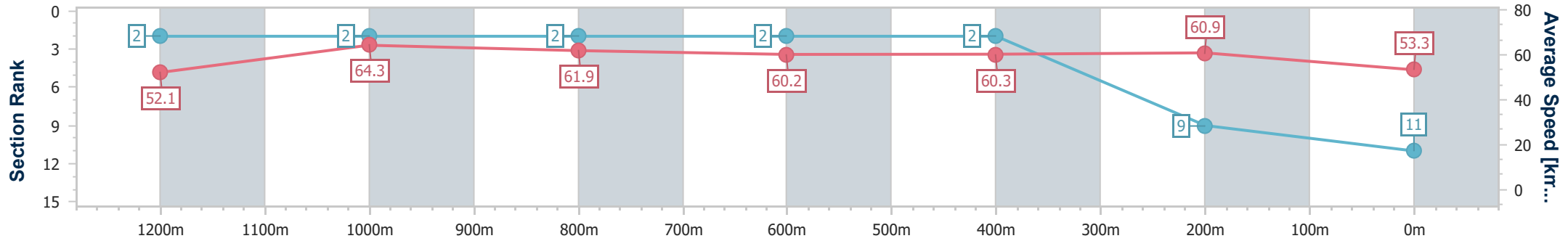
07 December 2024 - 17:13

Track Rating: Soft 5, Weather: Fine, Rail Position: True



BRISBANE
RACING CLUB

Section	Overall	1200m	1000m	800m	600m	400m	200m
Section Times	1:25.80 [11] (0:13.86)	1:11.94 [2] (0:11.20)	1:00.74 [2] (0:11.64)	0:49.10 [2] (0:11.89)	0:37.21 [2] (0:11.89)	0:25.32 [2] (0:11.81)	0:13.51 [9] (0:13.51)
Average Speed [km/h]	52.1	64.3	61.9	60.2	60.3	60.9	53.3
Top Speed [km/h]	65.2	66.6	63.4	61.3	62.4	62.7	58.1
Avg. Dist. to Rail [m]	3.3	1.2	0.3	0.5	1.1	4.4	5.6
Avg. Stride Freq. [Hz]	2.3	2.4	2.3	2.3	2.3	2.4	2.2
Avg. Stride Length [m]	6.3	7.4	7.4	7.2	7.2	7.2	6.8



- [] Ranking at each section and finish
- .-.- No data available at this section
- NA No data available



Horse/Jockey Name	The Dark Side
Final Rank	12
Fastest Section Time (Section)	0:11.49 (1200m)
Top Speed [km/h] (Section)	64.1 (1200m)
Race State	Finished



Eagle Farm QLD Professional
Race 9: MAGIC MILLIONS JAN 2025 QTIS Three-Year-Old
BENCHMARK 70 Handicap - 1400m

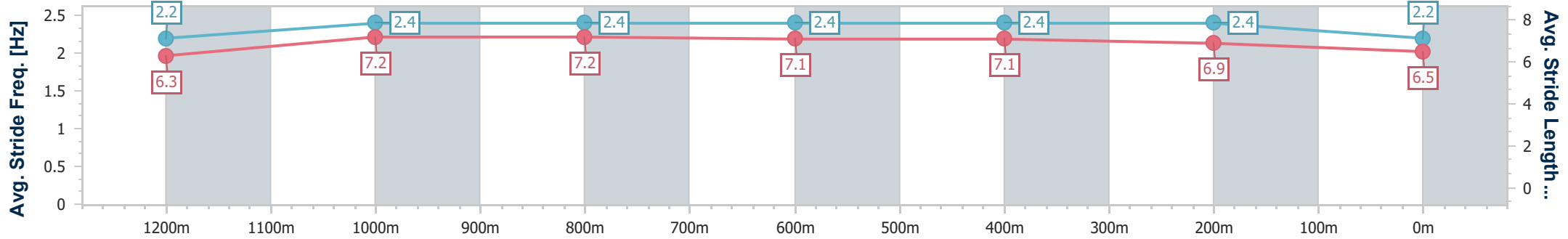
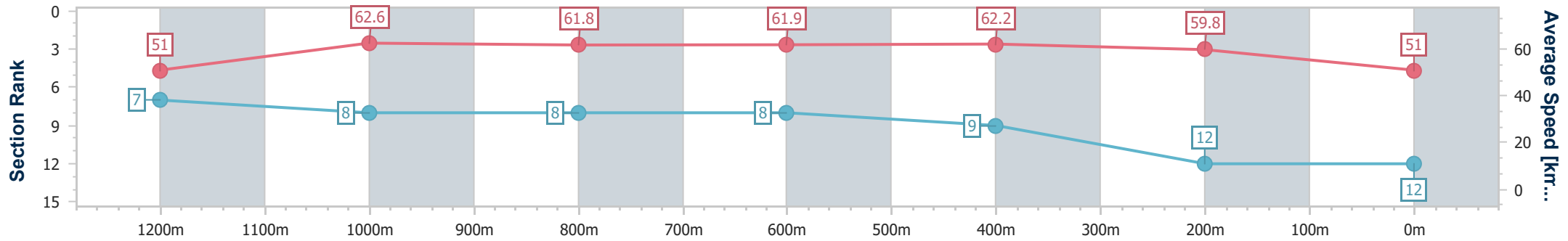
07 December 2024 - 17:13

Track Rating: Soft 5, Weather: Fine, Rail Position: True



BRISBANE
RACING CLUB

Section	Overall	1200m	1000m	800m	600m	400m	200m
Section Times	1:27.09 [12] (0:14.18)	1:12.91 [7] (0:11.49)	1:01.42 [8] (0:11.74)	0:49.68 [8] (0:11.74)	0:37.94 [8] (0:11.78)	0:26.16 [9] (0:12.05)	0:14.11 [12] (0:14.11)
Average Speed [km/h]	51.0	62.6	61.8	61.9	62.2	59.8	51.0
Top Speed [km/h]	63.3	64.1	62.6	63.2	62.6	61.1	57.4
Avg. Dist. to Rail [m]	2.2	1.1	1.3	2.4	3.1	6.6	4.9
Avg. Stride Freq. [Hz]	2.2	2.4	2.4	2.4	2.4	2.4	2.2
Avg. Stride Length [m]	6.3	7.2	7.2	7.1	7.1	6.9	6.5



- [] Ranking at each section and finish
- .-.- No data available at this section
- NA No data available



Eagle Farm QLD Professional

Race 10: IMPRESSU BENCHMARK 78 Handicap - 1400m

07 December 2024 - 17:49



BRISBANE
RACING CLUB

Track Rating: Soft 5, Weather: Fine, Rail Position: True

Section		Overall	1200m	1000m	800m	600m	400m	Last 600m				
Field Times		1:23.71 (0:13.76)	1:09.95 (0:11.46)	0:58.49 (0:11.95)	0:46.54 (0:11.87)	0:34.67 (0:11.59)	0:23.08 (0:11.23)	0:34.67				
Rank	TAB Horse/Jockey	Barrier	Top Speed [km/h]	Fastest Section	Distance Travelled [m]							
1	16 TAVS Angela Jones	11	68.8 400m	0:10.68 400m	1:23.71 [1] (0:14.81)	1:08.90 [12] (0:11.48)	0:57.42 [12] (0:11.82)	0:45.60 [11] (0:11.94)	0:33.66 [11] (0:11.30)	0:22.36 [11] (0:10.68)	0:33.66	
2	8 BLACK DUKE Jake Bayliss	10	66.0 400m	0:11.08 400m	1:23.95 [2] (0:14.16)	1:09.79 [5] (0:11.37)	0:58.42 [4] (0:11.81)	0:46.61 [3] (0:11.91)	0:34.70 [3] (0:11.53)	0:23.17 [3] (0:11.08)	0:34.70	-3
3	12 STARRY EYES Ron Stewart	5	66.5 400m	0:11.10 400m	1:23.98 [3] (0:14.25)	1:09.73 [7] (0:11.60)	0:58.13 [7] (0:11.81)	0:46.32 [6] (0:11.90)	0:34.42 [6] (0:11.42)	0:23.00 [5] (0:11.10)	0:34.42	-4
4	11 WHISKY DREAM Emily Lang	12	65.5 1200m	0:11.27 1200m	1:24.06 [4] (0:14.10)	1:09.96 [4] (0:11.27)	0:58.69 [2] (0:11.91)	0:46.78 [2] (0:11.89)	0:34.89 [2] (0:11.57)	0:23.32 [2] (0:11.27)	0:34.89	-5
5	10 ZHUANG SHI Michael Rodd	13	66.5 400m	0:11.08 400m	1:24.19 [5] (0:14.61)	1:09.58 [10] (0:11.47)	0:58.11 [10] (0:11.72)	0:46.39 [7] (0:11.90)	0:34.49 [8] (0:11.41)	0:23.08 [6] (0:11.08)	0:34.49	-1
6	2 BULLION BOY Cody Collis	7	65.2 400m	0:11.17 400m	1:24.19 [6] (0:13.97)	1:10.22 [3] (0:11.57)	0:58.65 [5] (0:11.98)	0:46.67 [5] (0:11.82)	0:34.85 [4] (0:11.60)	0:23.25 [4] (0:11.17)	0:34.85	-6
7	7 IVERSON Bailey Wheeler	1	65.9 400m	0:11.12 400m	1:24.23 [7] (0:14.19)	1:10.04 [6] (0:11.61)	0:58.43 [6] (0:12.07)	0:46.36 [8] (0:11.80)	0:34.56 [7] (0:11.49)	0:23.07 [7] (0:11.12)	0:34.56	-6
8	3 RELEASE THE BEANS Jasper Franklin	9	66.2 400m	0:11.13 400m	1:24.49 [8] (0:14.48)	1:10.01 [9] (0:11.60)	0:58.41 [9] (0:11.87)	0:46.54 [9] (0:11.80)	0:34.74 [10] (0:11.56)	0:23.18 [9] (0:11.13)	0:34.74	-5
9	9 HE'S HEAVEN Vlad Duric	2	67.0 400m	0:10.99 400m	1:24.50 [9] (0:15.02)	1:09.48 [13] (0:11.63)	0:57.85 [13] (0:11.84)	0:46.01 [13] (0:11.69)	0:34.32 [13] (0:11.39)	0:22.93 [13] (0:10.99)	0:34.32	-8
10	14 MOONAN ME Robbie Dolan	4	66.3 400m	0:11.18 400m	1:25.02 [10] (0:14.68)	1:10.34 [11] (0:11.58)	0:58.76 [11] (0:12.06)	0:46.70 [12] (0:11.75)	0:34.95 [12] (0:11.40)	0:23.55 [12] (0:11.18)	0:34.95	-4

Scratched: Our Magnus (#6), Ocean Zar (#15), End Assembly (#4)

[] Ranking at each section and finish
 -:-:- No data available at this section
 NA No data available

SCN Saddle cloth number
 DNF Did not finish
 DNT Did not track



Eagle Farm QLD Professional

Race 10: IMPRESSU BENCHMARK 78 Handicap - 1400m

07 December 2024 - 17:49



BRISBANE
RACING CLUB

Track Rating: Soft 5, Weather: Fine, Rail Position: True

Section		Overall	1200m	1000m	800m	600m	400m	Last 600m				
Field Times		1:23.71 (0:13.76)	1:09.95 (0:11.46)	0:58.49 (0:11.95)	0:46.54 (0:11.87)	0:34.67 (0:11.59)	0:23.08 (0:11.23)	0:34.67				
Rank	TAB Horse/Jockey	Barrier	Top Speed [km/h]	Fastest Section	Distance Travelled [m]							
11	13 MILLWARD Cejay Graham	8	66.3 Overall	0:11.46 1200m	1:25.11 [11] (0:13.76)	1:11.35 [1] (0:11.46)	0:59.89 [1] (0:11.95)	0:47.94 [1] (0:11.87)	0:36.07 [1] (0:11.59)	0:24.48 [1] (0:11.58)	0:36.07	-9
12	1 HOLSTEIN Tahlia Fenlon	6	64.7 400m	0:11.46 400m	1:25.42 [12] (0:13.88)	1:11.54 [2] (0:11.64)	0:59.90 [3] (0:11.98)	0:47.92 [4] (0:11.96)	0:35.96 [5] (0:11.81)	0:24.15 [8] (0:11.46)	0:35.96	-6
13	5 RAINBOW CONNECTION Martin Harley	3	64.1 600m	0:11.38 400m	1:25.57 [13] (0:14.46)	1:11.11 [8] (0:11.60)	0:59.51 [8] (0:11.90)	0:47.61 [10] (0:11.78)	0:35.83 [9] (0:11.59)	0:24.24 [10] (0:11.38)	0:35.83	-8

Scratched: Our Magnus (#6), Ocean Zar (#15), End Assembly (#4)

[] Ranking at each section and finish
 -:-:- No data available at this section
 NA No data available

SCN Saddle cloth number
 DNF Did not finish
 DNT Did not track



Eagle Farm QLD Professional

Race 10: IMPRESSU BENCHMARK 78 Handicap - 1400m

07 December 2024 - 17:49



BRISBANE
RACING CLUB

Track Rating: Soft 5, Weather: Fine, Rail Position: True

Section				200m				Last 600m	
Field Times				0:11.85 (0:11.85)				0:34.67	
Rank	TAB	Horse/Jockey	Barrier	Top Speed [km/h]	Fastest Section	Margin			Distance Travelled [m]
1	16	TAVS Angela Jones	11	68.8 400m	0:10.68 400m	0:11.68 [3] (0:11.68)	1:23.71		0:33.66
2	8	BLACK DUKE Jake Bayliss	10	66.0 400m	0:11.08 400m	0:12.09 [1] (0:12.09)	1.43L		0:34.70 -3
3	12	STARRY EYES Ron Stewart	5	66.5 400m	0:11.10 400m	0:11.90 [4] (0:11.90)	1.57L		0:34.42 -4
4	11	WHISKY DREAM Emily Lang	12	65.5 1200m	0:11.27 1200m	0:12.05 [2] (0:12.05)	2.04L		0:34.89 -5
5	10	ZHUANG SHI Michael Rodd	13	66.5 400m	0:11.08 400m	0:12.00 [6] (0:12.00)	2.83L		0:34.49 -1
6	2	BULLION BOY Cody Collis	7	65.2 400m	0:11.17 400m	0:12.08 [5] (0:12.08)	2.85L		0:34.85 -6
7	7	IVERSON Bailey Wheeler	1	65.9 400m	0:11.12 400m	0:11.95 [8] (0:11.95)	3.08L		0:34.56 -6
8	3	RELEASE THE BEANS Jasper Franklin	9	66.2 400m	0:11.13 400m	0:12.05 [9] (0:12.05)	4.59L		0:34.74 -5
9	9	HE'S HEAVEN Vlad Duric	2	67.0 400m	0:10.99 400m	0:11.94 [10] (0:11.94)	4.65L		0:34.32 -8
10	14	MOONAN ME Robbie Dolan	4	66.3 400m	0:11.18 400m	0:12.37 [11] (0:12.37)	7.71L		0:34.95 -4

Scratched: Our Magnus (#6), Ocean Zar (#15), End Assembly (#4)

Report Created: Sat 7 December 2024 18:02 GMT+ (Note: Timing is based on position data)

Page 3/17

[] Ranking at each section and finish
 -:-:- No data available at this section
 NA No data available

SCN Saddle cloth number
 DNF Did not finish
 DNT Did not track

data processed by  **TRIPLES DATA**



Eagle Farm QLD Professional

Race 10: IMPRESSU BENCHMARK 78 Handicap - 1400m

07 December 2024 - 17:49



BRISBANE
RACING CLUB

Track Rating: Soft 5, Weather: Fine, Rail Position: True

Section				200m				Last 600m	
Field Times				0:11.85 (0:11.85)				0:34.67	
Rank	TAB	Horse/Jockey	Barrier	Top Speed [km/h]	Fastest Section	Margin			Distance Travelled [m]
11	13	MILLWARD Cejay Graham	8	66.3 Overall	0:11.46 1200m	0:12.90 [7] (0:12.90)	8.22L		0:36.07 -9
12	1	HOLSTEIN Tahlia Fenlon	6	64.7 400m	0:11.46 400m	0:12.69 [13] (0:12.69)	10.07L		0:35.96 -6
13	5	RAINBOW CONNECTION Martin Harley	3	64.1 600m	0:11.38 400m	0:12.86 [12] (0:12.86)	10.94L		0:35.83 -8

Scratched: Our Magnus (#6), Ocean Zar (#15), End Assembly (#4)

[] Ranking at each section and finish
 -:-:-:- No data available at this section
 NA No data available

SCN Saddle cloth number
 DNF Did not finish
 DNT Did not track



Horse/Jockey Name	Tavs
Final Rank	1
Fastest Section Time (Section)	0:10.68 (400m)
Top Speed [km/h] (Section)	68.8 (400m)
Race State	Finished

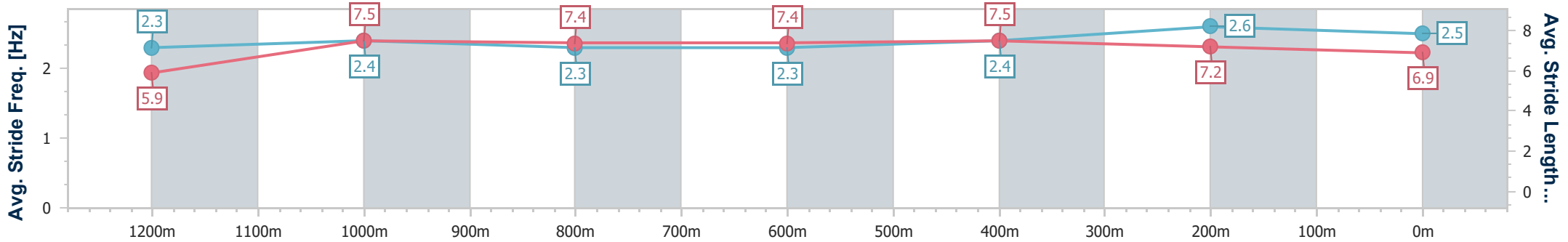
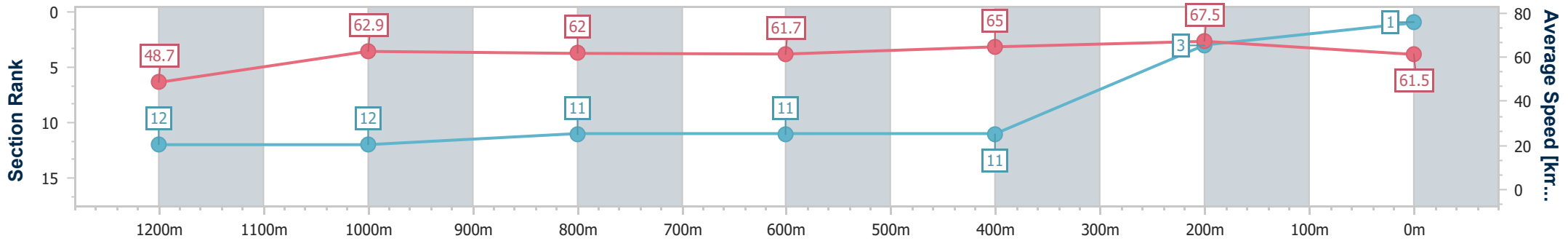


Eagle Farm QLD Professional
 Race 10: IMPRESSU BENCHMARK 78 Handicap - 1400m
 07 December 2024 - 17:49
 Track Rating: Soft 5, Weather: Fine, Rail Position: True



BRISBANE
RACING CLUB

Section	Overall	1200m	1000m	800m	600m	400m	200m
Section Times	1:23.71 [1] (0:14.81)	1:08.90 [12] (0:11.48)	0:57.42 [12] (0:11.82)	0:45.60 [11] (0:11.94)	0:33.66 [11] (0:11.30)	0:22.36 [11] (0:10.68)	0:11.68 [3] (0:11.68)
Average Speed [km/h]	48.7	62.9	62.0	61.7	65.0	67.5	61.5
Top Speed [km/h]	62.3	64.0	63.2	62.5	68.0	68.8	65.1
Avg. Dist. to Rail [m]	7.3	2.0	3.9	4.5	4.3	8.4	6.9
Avg. Stride Freq. [Hz]	2.3	2.4	2.3	2.3	2.4	2.6	2.5
Avg. Stride Length [m]	5.9	7.5	7.4	7.4	7.5	7.2	6.9



- [] Ranking at each section and finish
- .-.- No data available at this section
- NA No data available



Horse/Jockey Name	Black Duke
Final Rank	2
Fastest Section Time (Section)	0:11.08 (400m)
Top Speed [km/h] (Section)	66.0 (400m)
Race State	Finished

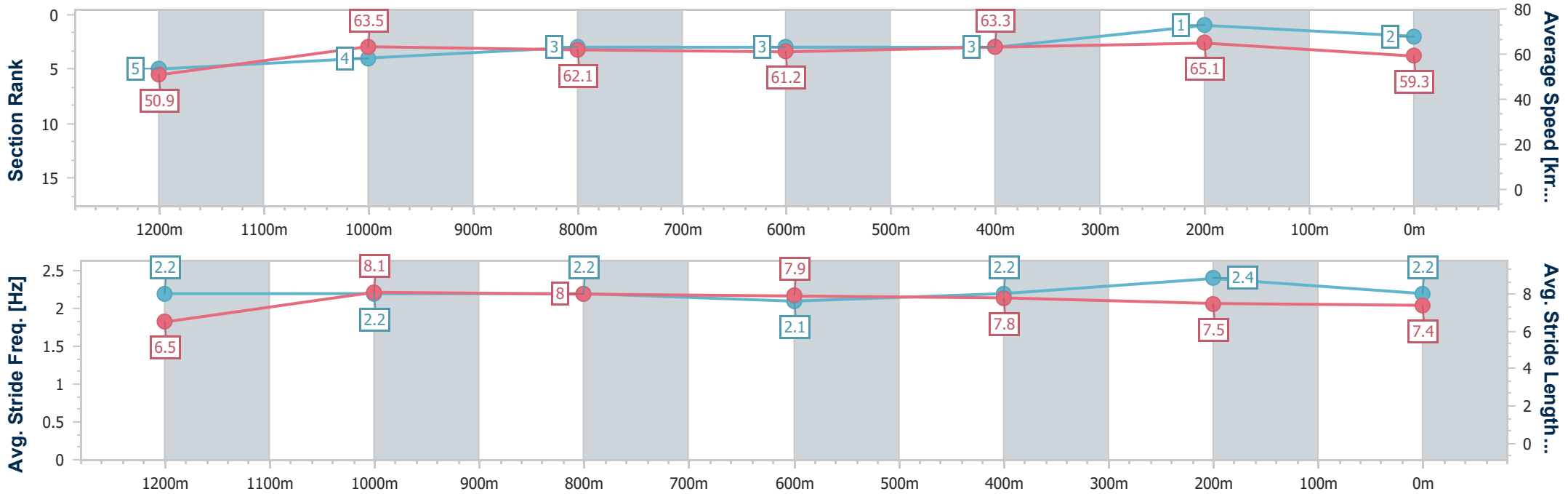


Eagle Farm QLD Professional
 Race 10: IMPRESSU BENCHMARK 78 Handicap - 1400m
 07 December 2024 - 17:49
 Track Rating: Soft 5, Weather: Fine, Rail Position: True



BRISBANE
RACING CLUB

Section	Overall	1200m	1000m	800m	600m	400m	200m
Section Times	1:23.95 [2] (0:14.16)	1:09.79 [5] (0:11.37)	0:58.42 [4] (0:11.81)	0:46.61 [3] (0:11.91)	0:34.70 [3] (0:11.53)	0:23.17 [3] (0:11.08)	0:12.09 [1] (0:12.09)
Average Speed [km/h]	50.9	63.5	62.1	61.2	63.3	65.1	59.3
Top Speed [km/h]	63.1	64.0	62.7	61.8	64.8	66.0	63.2
Avg. Dist. to Rail [m]	8.4	2.8	3.2	3.0	2.7	5.2	3.2
Avg. Stride Freq. [Hz]	2.2	2.2	2.2	2.1	2.2	2.4	2.2
Avg. Stride Length [m]	6.5	8.1	8.0	7.9	7.8	7.5	7.4



- [] Ranking at each section and finish
- .-.- No data available at this section
- NA No data available



Horse/Jockey Name	Starry Eyes
Final Rank	3
Fastest Section Time (Section)	0:11.10 (400m)
Top Speed [km/h] (Section)	66.5 (400m)
Race State	Finished

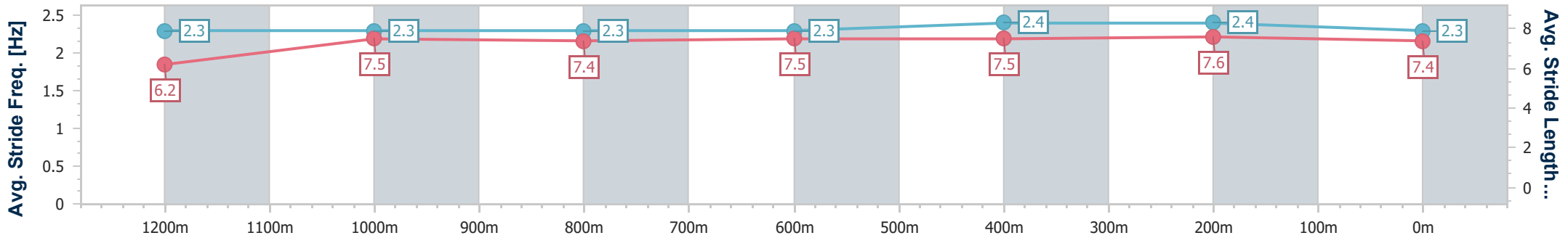
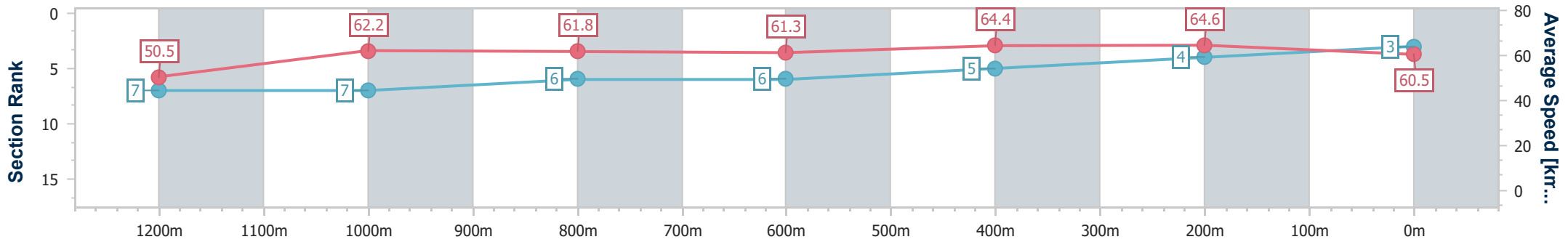


Eagle Farm QLD Professional
 Race 10: IMPRESSU BENCHMARK 78 Handicap - 1400m
 07 December 2024 - 17:49
 Track Rating: Soft 5, Weather: Fine, Rail Position: True



BRISBANE
RACING CLUB

Section	Overall	1200m	1000m	800m	600m	400m	200m
Section Times	1:23.98 [3] (0:14.25)	1:09.73 [7] (0:11.60)	0:58.13 [7] (0:11.81)	0:46.32 [6] (0:11.90)	0:34.42 [6] (0:11.42)	0:23.00 [5] (0:11.10)	0:11.90 [4] (0:11.90)
Average Speed [km/h]	50.5	62.2	61.8	61.3	64.4	64.6	60.5
Top Speed [km/h]	62.2	63.3	63.3	62.2	66.2	66.5	64.0
Avg. Dist. to Rail [m]	4.8	2.4	2.5	3.0	3.7	6.4	4.5
Avg. Stride Freq. [Hz]	2.3	2.3	2.3	2.3	2.4	2.4	2.3
Avg. Stride Length [m]	6.2	7.5	7.4	7.5	7.5	7.6	7.4



- [] Ranking at each section and finish
- .-.- No data available at this section
- NA No data available



Horse/Jockey Name	Whisky Dream
Final Rank	4
Fastest Section Time (Section)	0:11.27 (1200m)
Top Speed [km/h] (Section)	65.5 (1200m)
Race State	Finished

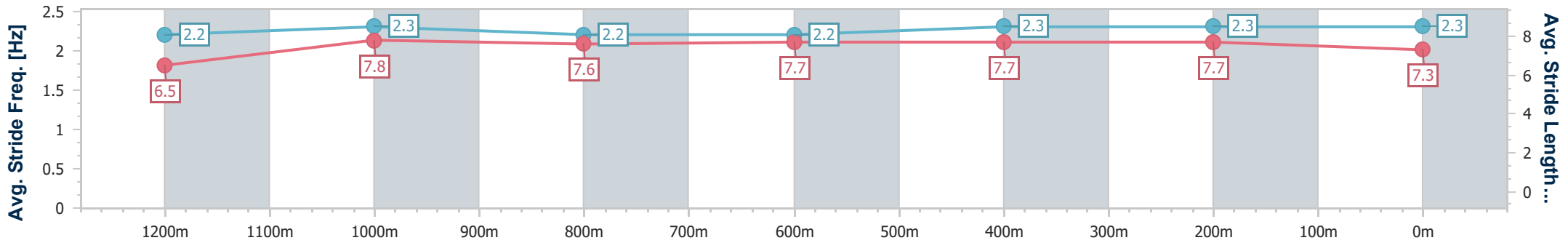
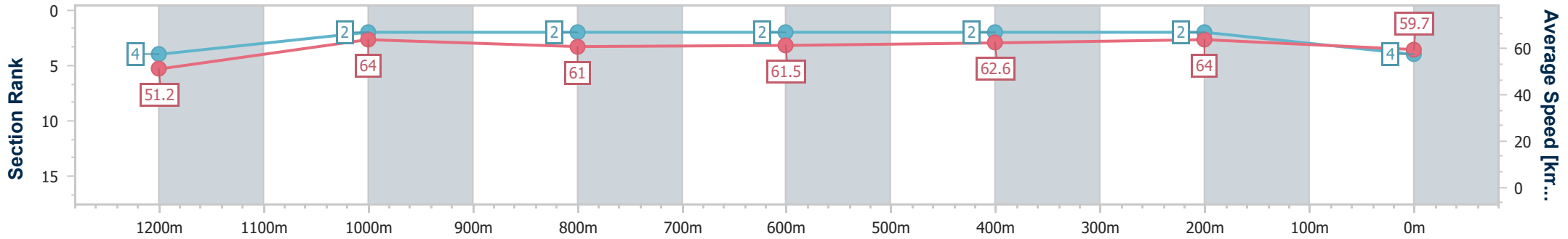


Eagle Farm QLD Professional
 Race 10: IMPRESSU BENCHMARK 78 Handicap - 1400m
 07 December 2024 - 17:49
 Track Rating: Soft 5, Weather: Fine, Rail Position: True



BRISBANE
RACING CLUB

Section	Overall	1200m	1000m	800m	600m	400m	200m
Section Times	1:24.06 [4] (0:14.10)	1:09.96 [4] (0:11.27)	0:58.69 [2] (0:11.91)	0:46.78 [2] (0:11.89)	0:34.89 [2] (0:11.57)	0:23.32 [2] (0:11.27)	0:12.05 [2] (0:12.05)
Average Speed [km/h]	51.2	64.0	61.0	61.5	62.6	64.0	59.7
Top Speed [km/h]	64.6	65.5	61.9	61.9	64.1	64.7	62.8
Avg. Dist. to Rail [m]	8.2	2.7	2.1	2.7	1.4	2.7	2.6
Avg. Stride Freq. [Hz]	2.2	2.3	2.2	2.2	2.3	2.3	2.3
Avg. Stride Length [m]	6.5	7.8	7.6	7.7	7.7	7.7	7.3



- [] Ranking at each section and finish
- .-.- No data available at this section
- NA No data available



Horse/Jockey Name	Zhuang Shi
Final Rank	5
Fastest Section Time (Section)	0:11.08 (400m)
Top Speed [km/h] (Section)	66.5 (400m)
Race State	Finished

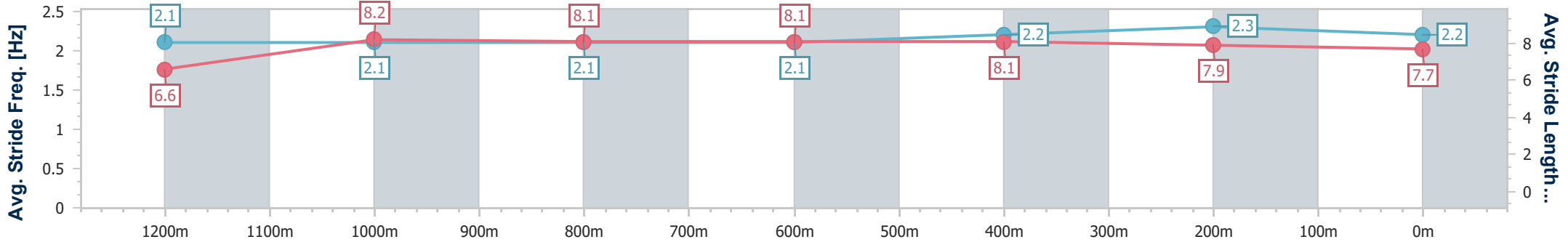
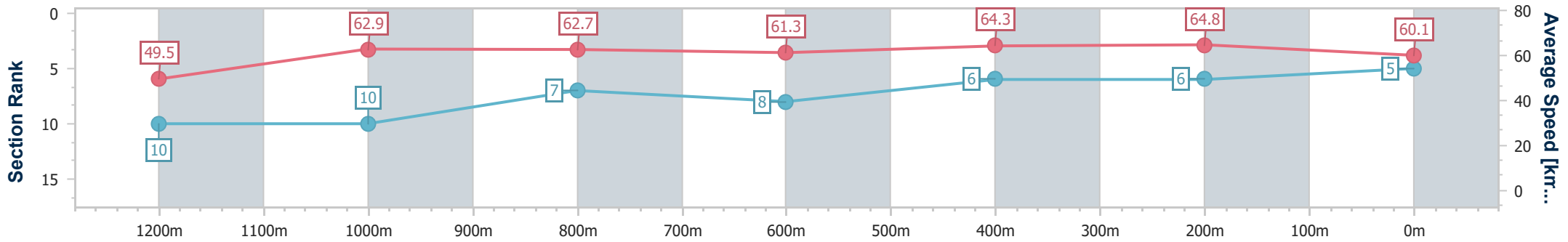


Eagle Farm QLD Professional
 Race 10: IMPRESSU BENCHMARK 78 Handicap - 1400m
 07 December 2024 - 17:49
 Track Rating: Soft 5, Weather: Fine, Rail Position: True



BRISBANE
RACING CLUB

Section	Overall	1200m	1000m	800m	600m	400m	200m
Section Times	1:24.19 [5] (0:14.61)	1:09.58 [10] (0:11.47)	0:58.11 [10] (0:11.72)	0:46.39 [7] (0:11.90)	0:34.49 [8] (0:11.41)	0:23.08 [6] (0:11.08)	0:12.00 [6] (0:12.00)
Average Speed [km/h]	49.5	62.9	62.7	61.3	64.3	64.8	60.1
Top Speed [km/h]	61.9	63.5	64.5	62.1	65.6	66.5	63.5
Avg. Dist. to Rail [m]	10.0	3.6	3.8	3.4	3.2	7.5	7.7
Avg. Stride Freq. [Hz]	2.1	2.1	2.1	2.1	2.2	2.3	2.2
Avg. Stride Length [m]	6.6	8.2	8.1	8.1	8.1	7.9	7.7



- [] Ranking at each section and finish
- .-.- No data available at this section
- NA No data available



Horse/Jockey Name	Bullion Boy
Final Rank	6
Fastest Section Time (Section)	0:11.17 (400m)
Top Speed [km/h] (Section)	65.2 (400m)
Race State	Finished

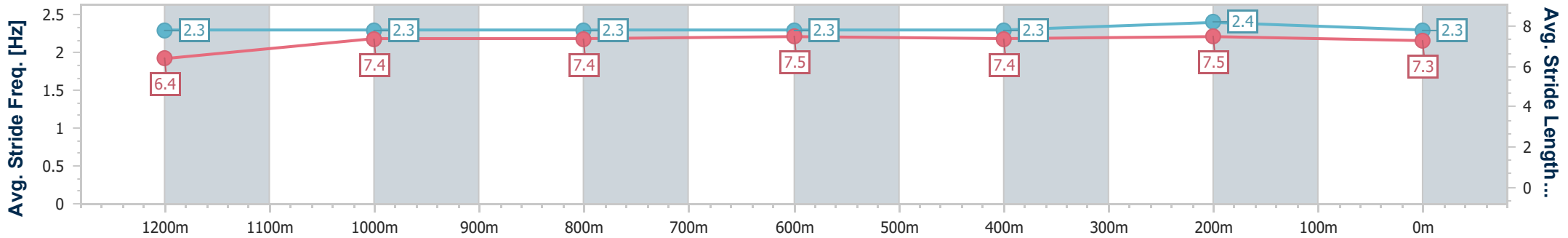
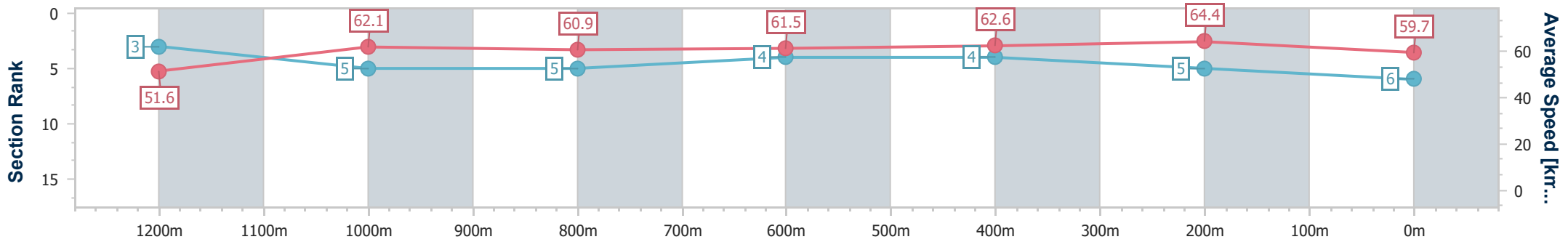


Eagle Farm QLD Professional
 Race 10: IMPRESSU BENCHMARK 78 Handicap - 1400m
 07 December 2024 - 17:49
 Track Rating: Soft 5, Weather: Fine, Rail Position: True



BRISBANE
RACING CLUB

Section	Overall	1200m	1000m	800m	600m	400m	200m
Section Times	1:24.19 [6] (0:13.97)	1:10.22 [3] (0:11.57)	0:58.65 [5] (0:11.98)	0:46.67 [5] (0:11.82)	0:34.85 [4] (0:11.60)	0:23.25 [4] (0:11.17)	0:12.08 [5] (0:12.08)
Average Speed [km/h]	51.6	62.1	60.9	61.5	62.6	64.4	59.7
Top Speed [km/h]	63.0	62.9	61.7	62.3	64.5	65.2	63.3
Avg. Dist. to Rail [m]	6.8	2.7	2.2	1.7	2.1	4.8	5.0
Avg. Stride Freq. [Hz]	2.3	2.3	2.3	2.3	2.3	2.4	2.3
Avg. Stride Length [m]	6.4	7.4	7.4	7.5	7.4	7.5	7.3



- [] Ranking at each section and finish
- .-.- No data available at this section
- NA No data available



Horse/Jockey Name	Iverson
Final Rank	7
Fastest Section Time (Section)	0:11.12 (400m)
Top Speed [km/h] (Section)	65.9 (400m)
Race State	Finished

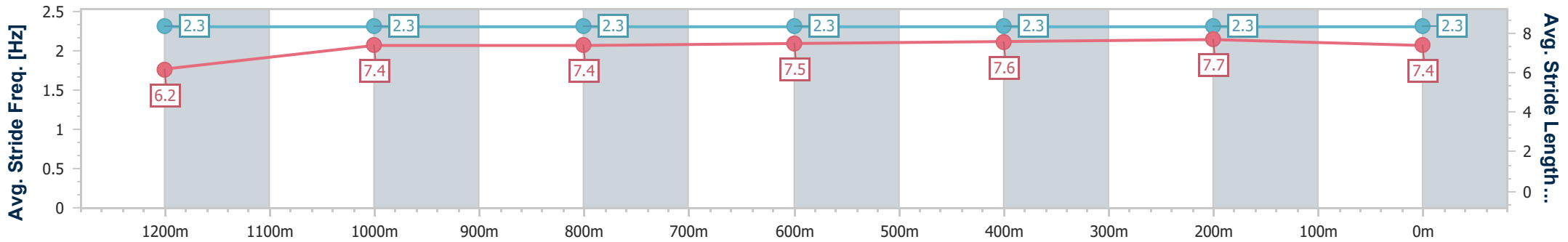
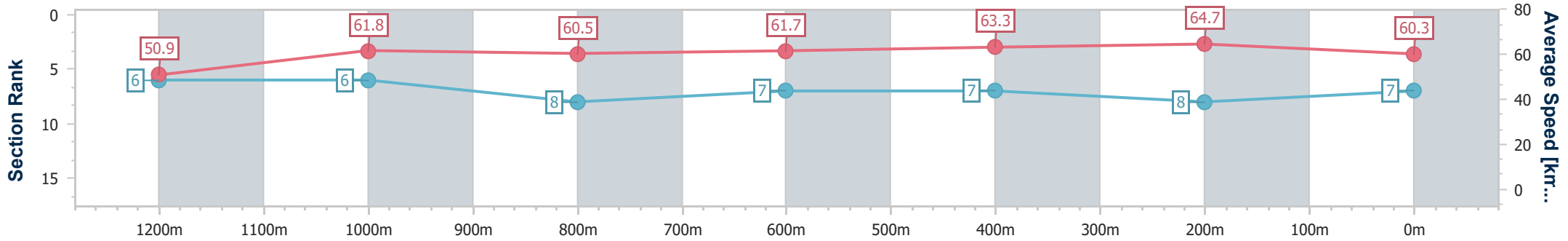


Eagle Farm QLD Professional
 Race 10: IMPRESSU BENCHMARK 78 Handicap - 1400m
 07 December 2024 - 17:49
 Track Rating: Soft 5, Weather: Fine, Rail Position: True



BRISBANE
RACING CLUB

Section	Overall	1200m	1000m	800m	600m	400m	200m
Section Times	1:24.23 [7] (0:14.19)	1:10.04 [6] (0:11.61)	0:58.43 [6] (0:12.07)	0:46.36 [8] (0:11.80)	0:34.56 [7] (0:11.49)	0:23.07 [7] (0:11.12)	0:11.95 [8] (0:11.95)
Average Speed [km/h]	50.9	61.8	60.5	61.7	63.3	64.7	60.3
Top Speed [km/h]	62.2	63.3	61.4	62.6	65.0	65.9	63.5
Avg. Dist. to Rail [m]	2.1	1.3	2.4	2.2	2.5	5.4	4.9
Avg. Stride Freq. [Hz]	2.3	2.3	2.3	2.3	2.3	2.3	2.3
Avg. Stride Length [m]	6.2	7.4	7.4	7.5	7.6	7.7	7.4



- [] Ranking at each section and finish
- .-.- No data available at this section
- NA No data available



Horse/Jockey Name	Release The Beans
Final Rank	8
Fastest Section Time (Section)	0:11.13 (400m)
Top Speed [km/h] (Section)	66.2 (400m)
Race State	Finished

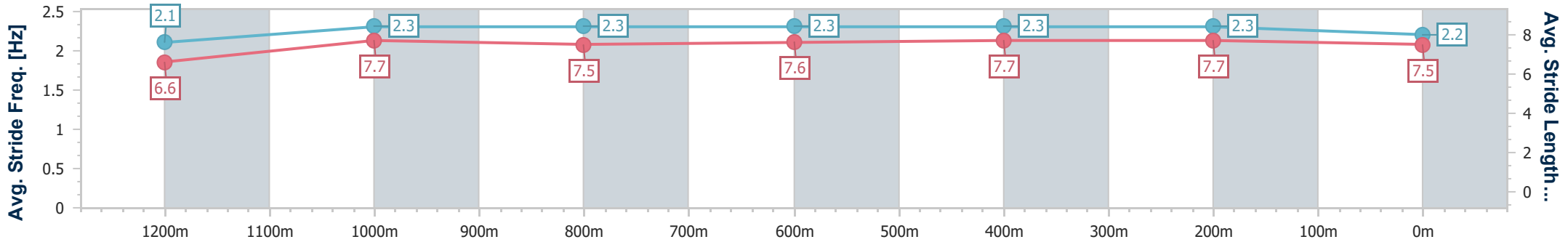
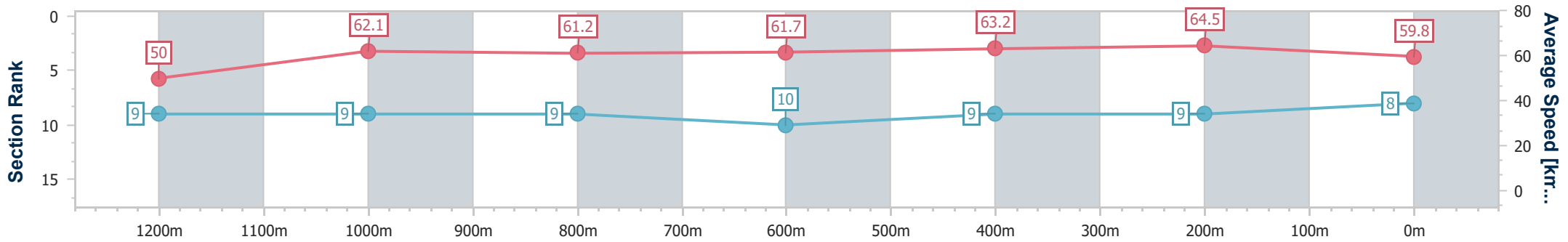


Eagle Farm QLD Professional
 Race 10: IMPRESSU BENCHMARK 78 Handicap - 1400m
 07 December 2024 - 17:49
 Track Rating: Soft 5, Weather: Fine, Rail Position: True



BRISBANE
RACING CLUB

Section	Overall	1200m	1000m	800m	600m	400m	200m
Section Times	1:24.49 [8] (0:14.48)	1:10.01 [9] (0:11.60)	0:58.41 [9] (0:11.87)	0:46.54 [9] (0:11.80)	0:34.74 [10] (0:11.56)	0:23.18 [9] (0:11.13)	0:12.05 [9] (0:12.05)
Average Speed [km/h]	50.0	62.1	61.2	61.7	63.2	64.5	59.8
Top Speed [km/h]	62.2	63.0	62.3	62.2	64.9	66.2	63.3
Avg. Dist. to Rail [m]	7.6	2.2	2.3	2.7	2.1	5.0	4.6
Avg. Stride Freq. [Hz]	2.1	2.3	2.3	2.3	2.3	2.3	2.2
Avg. Stride Length [m]	6.6	7.7	7.5	7.6	7.7	7.7	7.5



- [] Ranking at each section and finish
- .-.- No data available at this section
- NA No data available



Horse/Jockey Name	He's Heaven
Final Rank	9
Fastest Section Time (Section)	0:10.99 (400m)
Top Speed [km/h] (Section)	67.0 (400m)
Race State	Finished

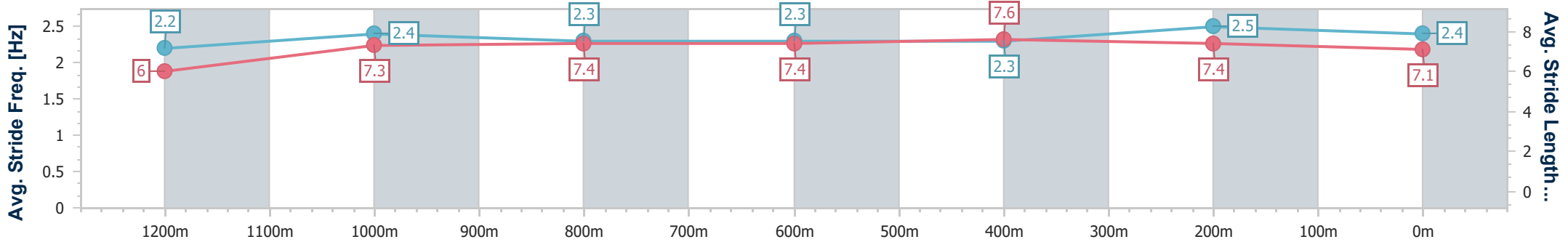
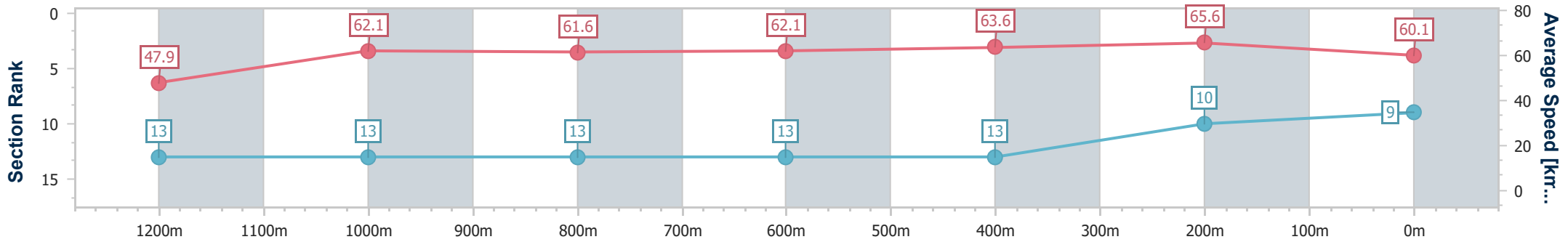


Eagle Farm QLD Professional
 Race 10: IMPRESSU BENCHMARK 78 Handicap - 1400m
 07 December 2024 - 17:49
 Track Rating: Soft 5, Weather: Fine, Rail Position: True



BRISBANE
RACING CLUB

Section	Overall	1200m	1000m	800m	600m	400m	200m
Section Times	1:24.50 [9] (0:15.02)	1:09.48 [13] (0:11.63)	0:57.85 [13] (0:11.84)	0:46.01 [13] (0:11.69)	0:34.32 [13] (0:11.39)	0:22.93 [13] (0:10.99)	0:11.94 [10] (0:11.94)
Average Speed [km/h]	47.9	62.1	61.6	62.1	63.6	65.6	60.1
Top Speed [km/h]	61.8	63.4	63.1	63.3	65.9	67.0	63.2
Avg. Dist. to Rail [m]	2.0	1.2	2.1	2.4	1.0	4.6	6.1
Avg. Stride Freq. [Hz]	2.2	2.4	2.3	2.3	2.3	2.5	2.4
Avg. Stride Length [m]	6.0	7.3	7.4	7.4	7.6	7.4	7.1



- [] Ranking at each section and finish
- .-.- No data available at this section
- NA No data available



Horse/Jockey Name	Moonan Me
Final Rank	10
Fastest Section Time (Section)	0:11.18 (400m)
Top Speed [km/h] (Section)	66.3 (400m)
Race State	Finished

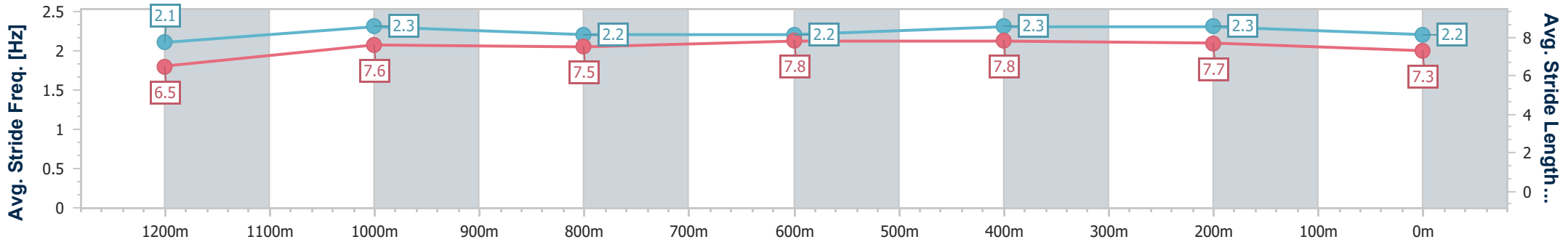
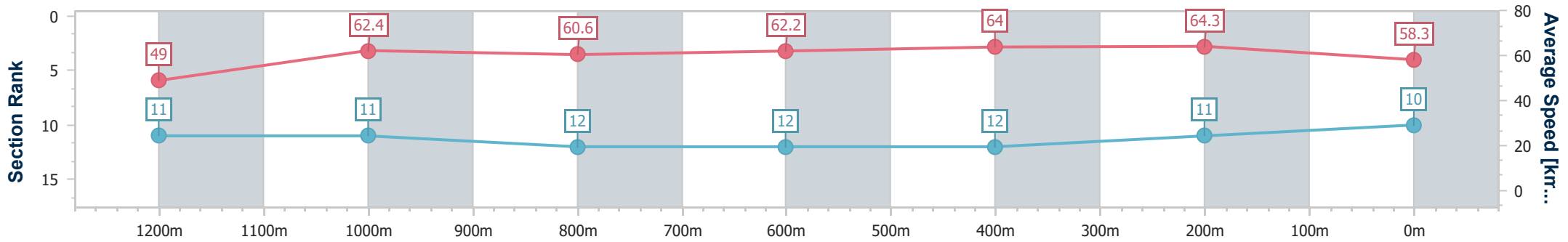


Eagle Farm QLD Professional
 Race 10: IMPRESSU BENCHMARK 78 Handicap - 1400m
 07 December 2024 - 17:49
 Track Rating: Soft 5, Weather: Fine, Rail Position: True



BRISBANE
RACING CLUB

Section	Overall	1200m	1000m	800m	600m	400m	200m
Section Times	1:25.02 [10] (0:14.68)	1:10.34 [11] (0:11.58)	0:58.76 [11] (0:12.06)	0:46.70 [12] (0:11.75)	0:34.95 [12] (0:11.40)	0:23.55 [12] (0:11.18)	0:12.37 [11] (0:12.37)
Average Speed [km/h]	49.0	62.4	60.6	62.2	64.0	64.3	58.3
Top Speed [km/h]	62.0	63.2	61.9	63.3	65.5	66.3	61.9
Avg. Dist. to Rail [m]	3.4	1.5	3.5	2.9	3.0	4.8	4.1
Avg. Stride Freq. [Hz]	2.1	2.3	2.2	2.2	2.3	2.3	2.2
Avg. Stride Length [m]	6.5	7.6	7.5	7.8	7.8	7.7	7.3



- [] Ranking at each section and finish
- .-.- No data available at this section
- NA No data available



Horse/Jockey Name	Millward
Final Rank	11
Fastest Section Time (Section)	0:11.46 (1200m)
Top Speed [km/h] (Section)	66.3 (Overall)
Race State	Finished

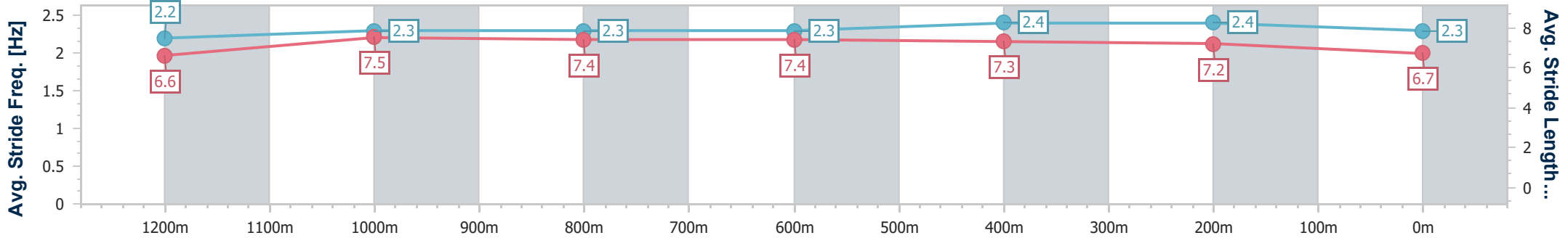
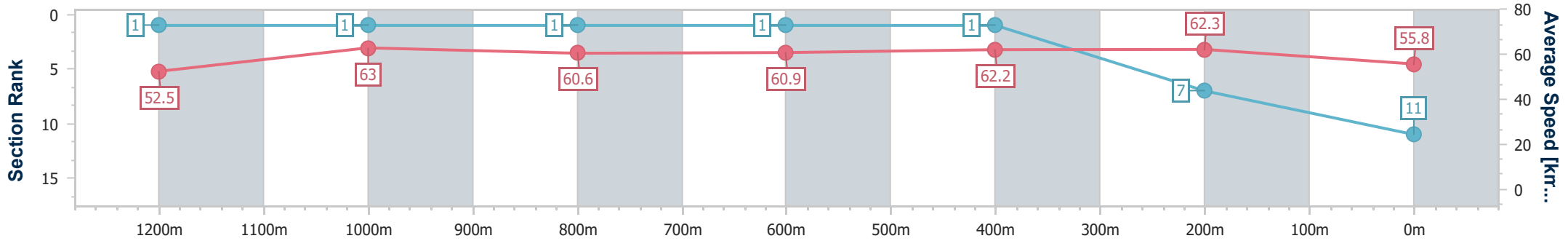


Eagle Farm QLD Professional
 Race 10: IMPRESSU BENCHMARK 78 Handicap - 1400m
 07 December 2024 - 17:49
 Track Rating: Soft 5, Weather: Fine, Rail Position: True



BRISBANE
RACING CLUB

Section	Overall	1200m	1000m	800m	600m	400m	200m
Section Times	1:25.11 [11] (0:13.76)	1:11.35 [1] (0:11.46)	0:59.89 [1] (0:11.95)	0:47.94 [1] (0:11.87)	0:36.07 [1] (0:11.59)	0:24.48 [1] (0:11.58)	0:12.90 [7] (0:12.90)
Average Speed [km/h]	52.5	63.0	60.6	60.9	62.2	62.3	55.8
Top Speed [km/h]	66.3	65.5	62.0	62.0	63.2	63.6	59.5
Avg. Dist. to Rail [m]	7.9	1.9	1.4	0.8	0.2	0.5	0.8
Avg. Stride Freq. [Hz]	2.2	2.3	2.3	2.3	2.4	2.4	2.3
Avg. Stride Length [m]	6.6	7.5	7.4	7.4	7.3	7.2	6.7



- [] Ranking at each section and finish
- .-.-.- No data available at this section
- NA No data available



Horse/Jockey Name	Holstein
Final Rank	12
Fastest Section Time (Section)	0:11.46 (400m)
Top Speed [km/h] (Section)	64.7 (400m)
Race State	Finished

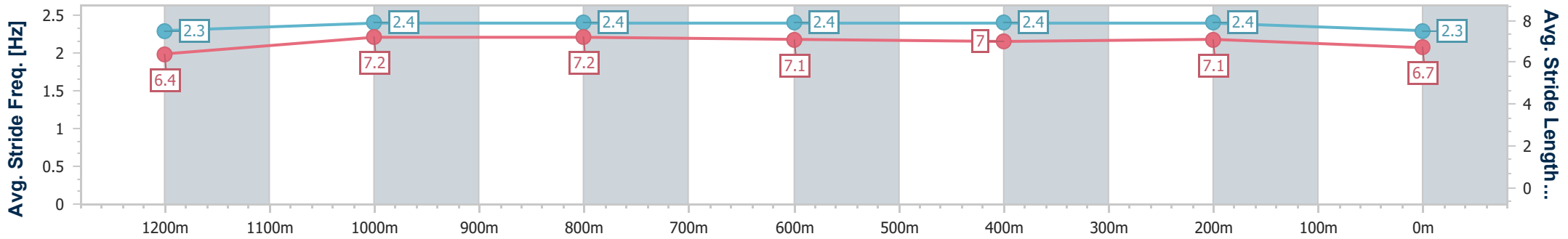
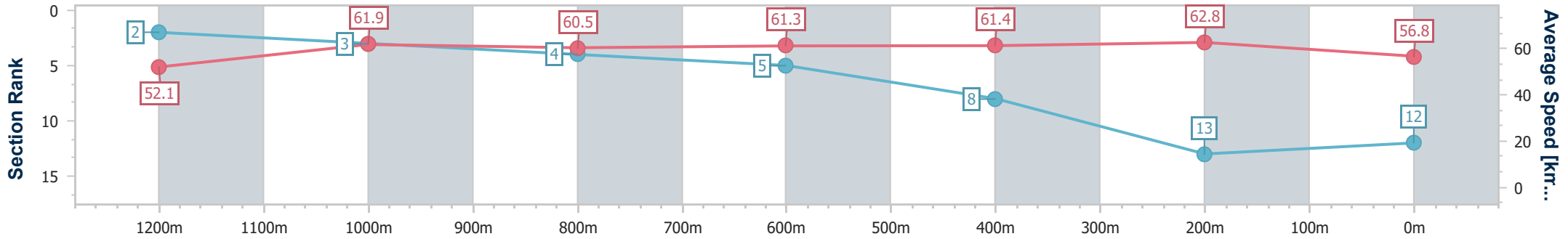


Eagle Farm QLD Professional
 Race 10: IMPRESSU BENCHMARK 78 Handicap - 1400m
 07 December 2024 - 17:49
 Track Rating: Soft 5, Weather: Fine, Rail Position: True



BRISBANE
RACING CLUB

Section	Overall	1200m	1000m	800m	600m	400m	200m
Section Times	1:25.42 [12] (0:13.88)	1:11.54 [2] (0:11.64)	0:59.90 [3] (0:11.98)	0:47.92 [4] (0:11.96)	0:35.96 [5] (0:11.81)	0:24.15 [8] (0:11.46)	0:12.69 [13] (0:12.69)
Average Speed [km/h]	52.1	61.9	60.5	61.3	61.4	62.8	56.8
Top Speed [km/h]	64.0	62.8	62.7	62.7	63.8	64.7	60.1
Avg. Dist. to Rail [m]	5.3	1.0	1.9	3.1	1.7	0.7	1.1
Avg. Stride Freq. [Hz]	2.3	2.4	2.4	2.4	2.4	2.4	2.3
Avg. Stride Length [m]	6.4	7.2	7.2	7.1	7.0	7.1	6.7



- [] Ranking at each section and finish
- .-.- No data available at this section
- NA No data available



Horse/Jockey Name	Rainbow Connection
Final Rank	13
Fastest Section Time (Section)	0:11.38 (400m)
Top Speed [km/h] (Section)	64.1 (600m)
Race State	Finished

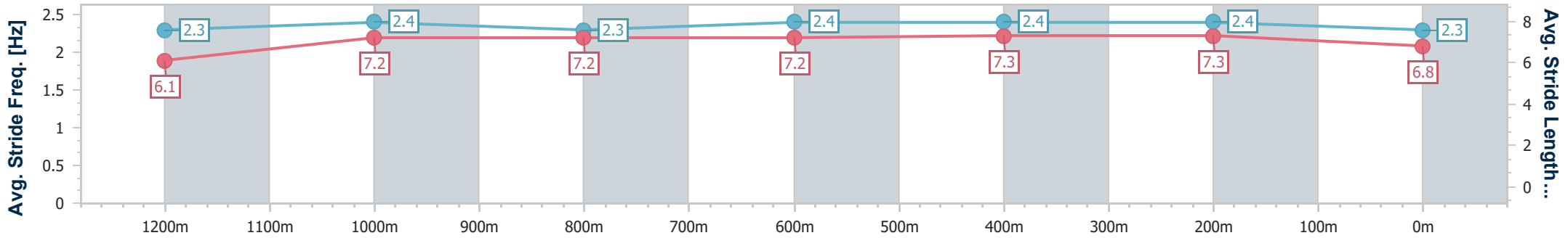
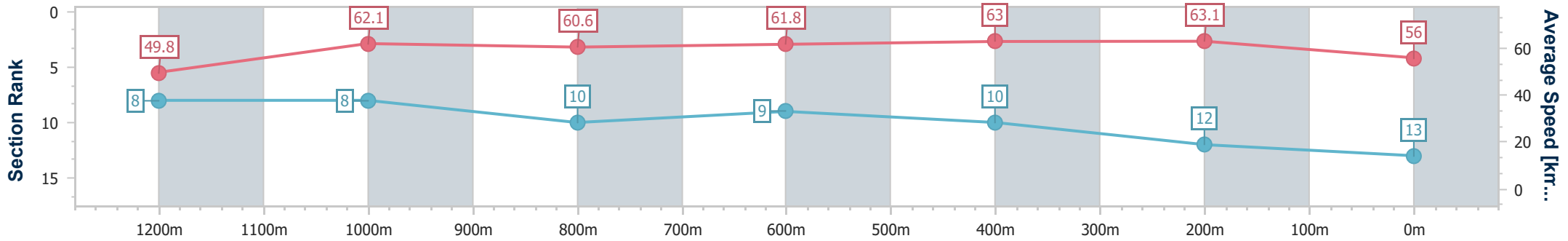


Eagle Farm QLD Professional
 Race 10: IMPRESSU BENCHMARK 78 Handicap - 1400m
 07 December 2024 - 17:49
 Track Rating: Soft 5, Weather: Fine, Rail Position: True



BRISBANE
 RACING CLUB

Section	Overall	1200m	1000m	800m	600m	400m	200m
Section Times	1:25.57 [13] (0:14.46)	1:11.11 [8] (0:11.60)	0:59.51 [8] (0:11.90)	0:47.61 [10] (0:11.78)	0:35.83 [9] (0:11.59)	0:24.24 [10] (0:11.38)	0:12.86 [12] (0:12.86)
Average Speed [km/h]	49.8	62.1	60.6	61.8	63.0	63.1	56.0
Top Speed [km/h]	61.6	62.8	61.4	63.3	64.1	64.1	61.6
Avg. Dist. to Rail [m]	2.5	1.0	1.1	2.4	2.1	2.2	1.0
Avg. Stride Freq. [Hz]	2.3	2.4	2.3	2.4	2.4	2.4	2.3
Avg. Stride Length [m]	6.1	7.2	7.2	7.2	7.3	7.3	6.8



- [] Ranking at each section and finish
- .-.- No data available at this section
- NA No data available