



Doomben QLD Professional
Race 1: RACECOURSE VILLAGE QTIS Two-Year-Old Maiden Plate - 1110m
22 January 2025 - 13:41



Track Rating: Soft 5, Weather: Fine, Rail Position: +5m Entire

Section		Overall	1000m	800m	600m	400m	200m	Last 600m					
Field Times		1:04.88 (0:08.61)	0:56.27 (0:10.69)	0:45.58 (0:11.11)	0:34.47 (0:11.59)	0:22.88 (0:11.19)	0:11.69 (0:11.69)	0:34.47					
Rank	TAB Horse/Jockey	Barrier	Top Speed [km/h]	Fastest Section							Margin	Distance Travelled [m]	
1	10 SUNRAYS Cejay Graham	4	69.7 1000m	0:08.68 Overall	1:04.88 [1] (0:08.68)	0:56.20 [2] (0:10.62)	0:45.58 [1] (0:11.11)	0:34.47 [1] (0:11.59)	0:22.88 [1] (0:11.19)	0:11.69 [1] (0:11.69)	1:04.88	0:34.47	
2	7 COOL MOON Andrew Mallyon	3	68.7 1000m	0:08.87 Overall	1:05.07 [2] (0:08.87)	0:56.20 [4] (0:10.65)	0:45.55 [4] (0:11.16)	0:34.39 [4] (0:11.58)	0:22.81 [4] (0:11.00)	0:11.81 [2] (0:11.81)	1.1L	0:34.39	+1
3	9 STEFFI ELECTRICA Kyle Wilson-Taylor	5	69.8 1000m	0:08.70 Overall	1:05.26 [3] (0:08.70)	0:56.56 [3] (0:10.61)	0:45.95 [2] (0:11.28)	0:34.67 [3] (0:11.58)	0:23.09 [2] (0:11.13)	0:11.96 [3] (0:11.96)	2.26L	0:34.67	-3
4	5 WHATTA MISSION Justin Stanley	2	68.7 1000m	0:08.61 Overall	1:05.28 [4] (0:08.61)	0:56.67 [1] (0:10.70)	0:45.97 [3] (0:11.27)	0:34.70 [2] (0:11.65)	0:23.05 [3] (0:11.28)	0:11.77 [5] (0:11.77)	2.36L	0:34.70	+0
5	1 BENT BRIDGE James Orman	1	68.9 1000m	0:08.96 Overall	1:05.40 [5] (0:08.96)	0:56.44 [5] (0:10.70)	0:45.74 [5] (0:11.12)	0:34.62 [5] (0:11.57)	0:23.05 [5] (0:11.11)	0:11.94 [4] (0:11.94)	3.05L	0:34.62	-1
6	3 TRIBESMAN Minonette Kennedy	7	66.5 1000m	0:09.02 Overall	1:09.64 [6] (0:09.02)	1:00.62 [6] (0:10.99)	0:49.63 [6] (0:11.33)	0:38.30 [6] (0:12.07)	0:26.23 [6] (0:12.67)	0:13.56 [6] (0:13.56)	28L	0:38.30	+0

Scratched: Profoundly (#8), Jaggery (#2), Aliquam (#6), Up Over'n Gone (#4)

[] Ranking at each section and finish
 -:-:- No data available at this section
 NA No data available

SCN Saddle cloth number
 DNF Did not finish
 DNT Did not track



Horse/Jockey Name	Sunrays
Final Rank	1
Fastest Section Time (Section)	0:08.68 (Overall)
Top Speed [km/h] (Section)	69.7 (1000m)
Race State	Finished

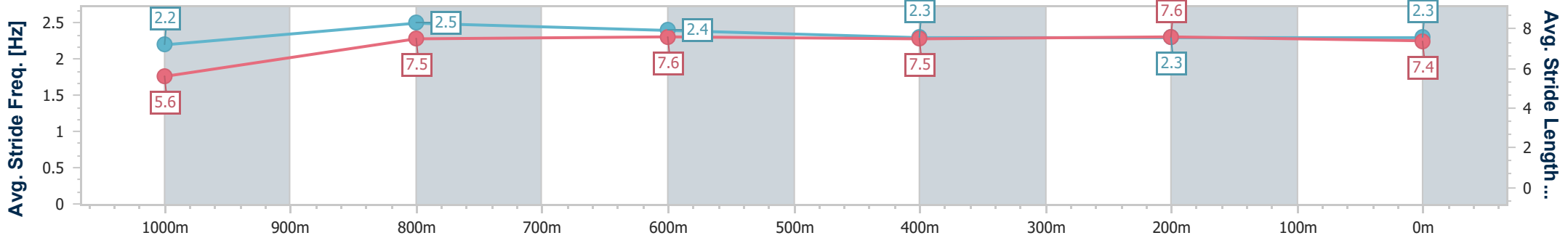
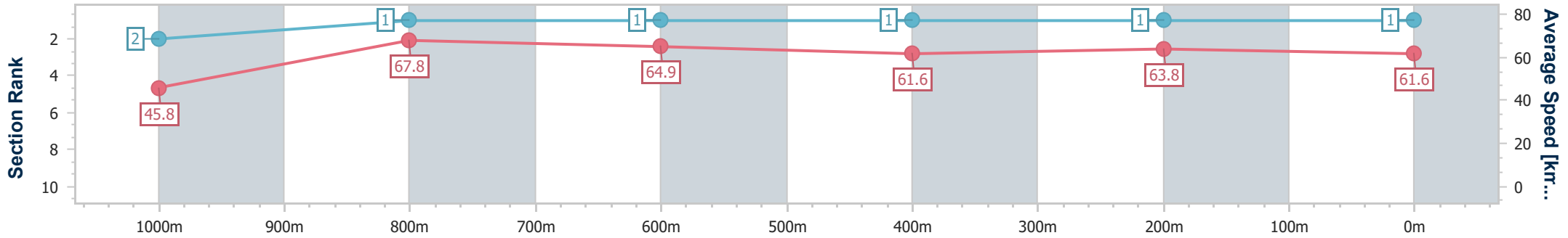


Doomben QLD Professional
Race 1: RACECOURSE VILLAGE QTIS Two-Year-Old Maiden
Plate - 1110m
 22 January 2025 - 13:41
 Track Rating: Soft 5, Weather: Fine, Rail Position: +5m Entire



BRISBANE
RACING CLUB

Section	Overall	1000m	800m	600m	400m	200m
Section Times	1:04.88 [1] (0:08.68)	0:56.20 [2] (0:10.62)	0:45.58 [1] (0:11.11)	0:34.47 [1] (0:11.59)	0:22.88 [1] (0:11.19)	0:11.69 [1] (0:11.69)
Average Speed [km/h]	45.8	67.8	64.9	61.6	63.8	61.6
Top Speed [km/h]	65.6	69.7	66.8	62.9	66.1	65.0
Avg. Dist. to Rail [m]	3.4	0.8	0.5	1.5	2.3	2.8
Avg. Stride Freq. [Hz]	2.2	2.5	2.4	2.3	2.3	2.3
Avg. Stride Length [m]	5.6	7.5	7.6	7.5	7.6	7.4



- [] Ranking at each section and finish
- .-.- No data available at this section
- NA No data available



Horse/Jockey Name	Cool Moon
Final Rank	2
Fastest Section Time (Section)	0:08.87 (Overall)
Top Speed [km/h] (Section)	68.7 (1000m)
Race State	Finished



Doomben QLD Professional
Race 1: RACECOURSE VILLAGE QTIS Two-Year-Old Maiden
Plate - 1110m

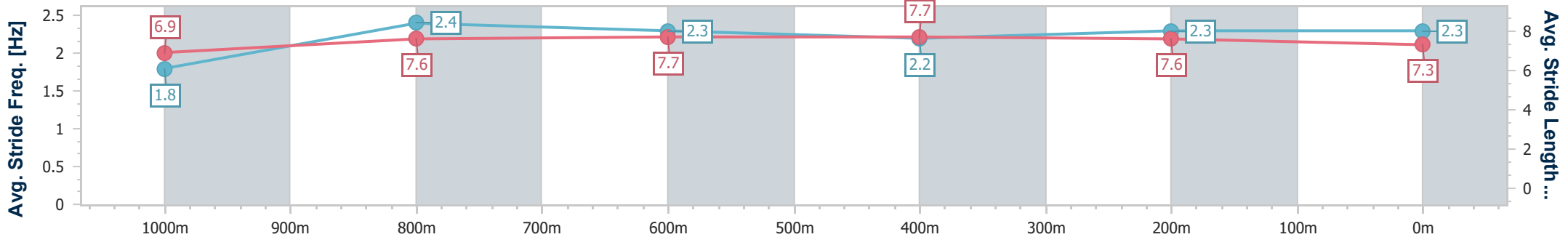
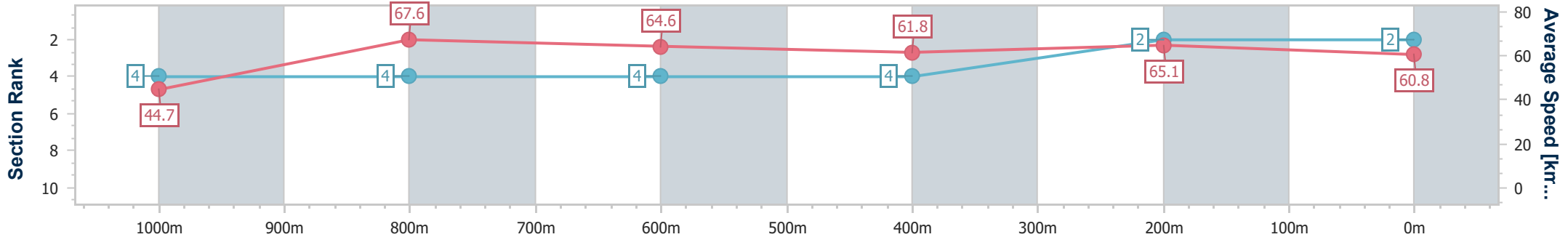
22 January 2025 - 13:41

Track Rating: Soft 5, Weather: Fine, Rail Position: +5m Entire



BRISBANE
RACING CLUB

Section	Overall	1000m	800m	600m	400m	200m
Section Times	1:05.07 [2] (0:08.87)	0:56.20 [4] (0:10.65)	0:45.55 [4] (0:11.16)	0:34.39 [4] (0:11.58)	0:22.81 [4] (0:11.00)	0:11.81 [2] (0:11.81)
Average Speed [km/h]	44.7	67.6	64.6	61.8	65.1	60.8
Top Speed [km/h]	63.4	68.7	66.9	63.1	66.1	64.0
Avg. Dist. to Rail [m]	2.4	0.9	0.2	1.5	2.4	2.4
Avg. Stride Freq. [Hz]	1.8	2.4	2.3	2.2	2.3	2.3
Avg. Stride Length [m]	6.9	7.6	7.7	7.7	7.6	7.3



- [] Ranking at each section and finish
- .-.- No data available at this section
- NA No data available



Horse/Jockey Name	Steffi Electrica
Final Rank	3
Fastest Section Time (Section)	0:08.70 (Overall)
Top Speed [km/h] (Section)	69.8 (1000m)
Race State	Finished



Doomben QLD Professional
Race 1: RACECOURSE VILLAGE QTIS Two-Year-Old Maiden
Plate - 1110m

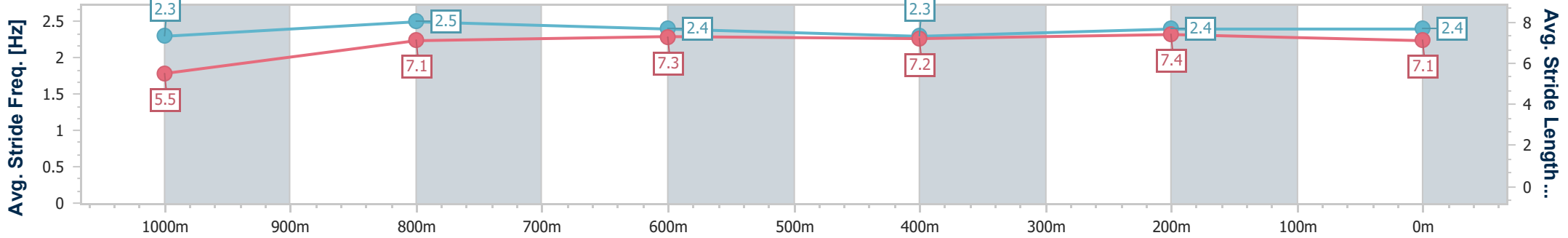
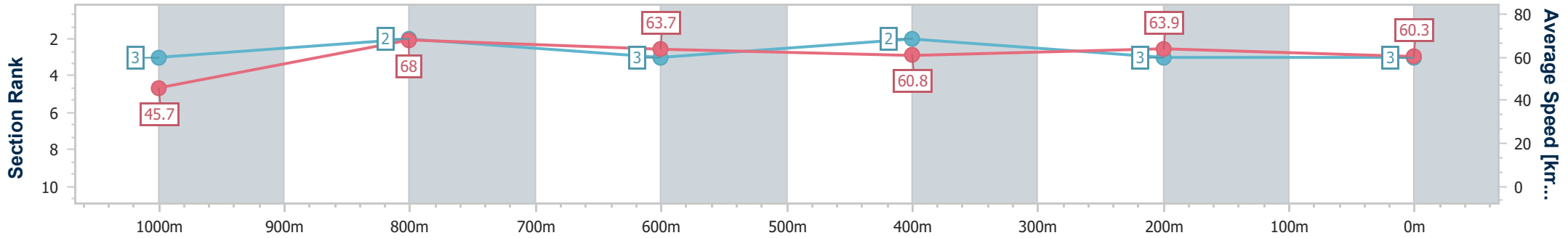


BRISBANE
RACING CLUB

22 January 2025 - 13:41

Track Rating: Soft 5, Weather: Fine, Rail Position: +5m Entire

Section	Overall	1000m	800m	600m	400m	200m
Section Times	1:05.26 [3] (0:08.70)	0:56.56 [3] (0:10.61)	0:45.95 [2] (0:11.28)	0:34.67 [3] (0:11.58)	0:23.09 [2] (0:11.13)	0:11.96 [3] (0:11.96)
Average Speed [km/h]	45.7	68.0	63.7	60.8	63.9	60.3
Top Speed [km/h]	66.2	69.8	65.7	62.8	65.6	64.1
Avg. Dist. to Rail [m]	4.9	2.6	1.2	3.5	4.2	3.2
Avg. Stride Freq. [Hz]	2.3	2.5	2.4	2.3	2.4	2.4
Avg. Stride Length [m]	5.5	7.1	7.3	7.2	7.4	7.1



- [] Ranking at each section and finish
- .-.- No data available at this section
- NA No data available



Horse/Jockey Name	Whatta Mission
Final Rank	4
Fastest Section Time (Section)	0:08.61 (Overall)
Top Speed [km/h] (Section)	68.7 (1000m)
Race State	Finished



Doomben QLD Professional
Race 1: RACECOURSE VILLAGE QTIS Two-Year-Old Maiden
Plate - 1110m

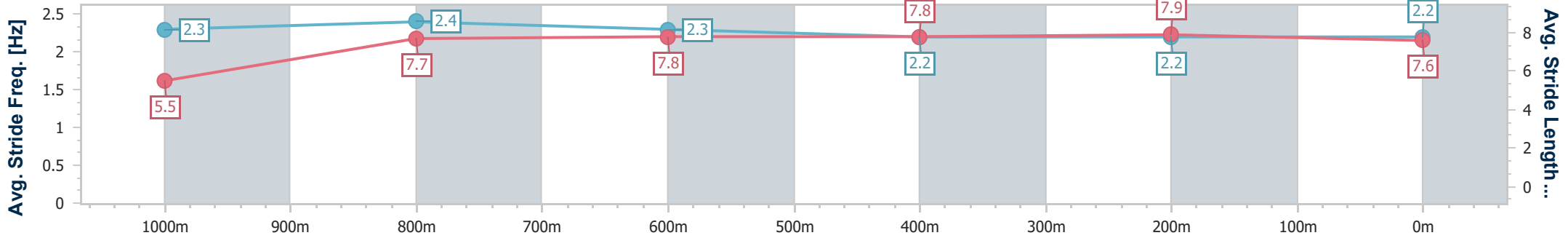
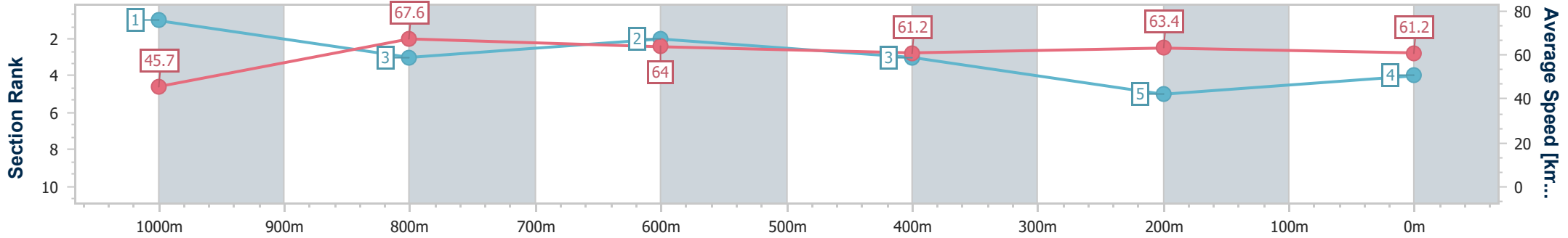


BRISBANE
 RACING CLUB

22 January 2025 - 13:41

Track Rating: Soft 5, Weather: Fine, Rail Position: +5m Entire

Section	Overall	1000m	800m	600m	400m	200m
Section Times	1:05.28 [4] (0:08.61)	0:56.67 [1] (0:10.70)	0:45.97 [3] (0:11.27)	0:34.70 [2] (0:11.65)	0:23.05 [3] (0:11.28)	0:11.77 [5] (0:11.77)
Average Speed [km/h]	45.7	67.6	64.0	61.2	63.4	61.2
Top Speed [km/h]	65.7	68.7	66.2	62.3	64.9	63.3
Avg. Dist. to Rail [m]	1.4	1.2	0.8	1.9	2.0	1.4
Avg. Stride Freq. [Hz]	2.3	2.4	2.3	2.2	2.2	2.2
Avg. Stride Length [m]	5.5	7.7	7.8	7.8	7.9	7.6



- [] Ranking at each section and finish
- .-.- No data available at this section
- NA No data available



Horse/Jockey Name	Bent Bridge
Final Rank	5
Fastest Section Time (Section)	0:08.96 (Overall)
Top Speed [km/h] (Section)	68.9 (1000m)
Race State	Finished



Doomben QLD Professional
Race 1: RACECOURSE VILLAGE QTIS Two-Year-Old Maiden
Plate - 1110m

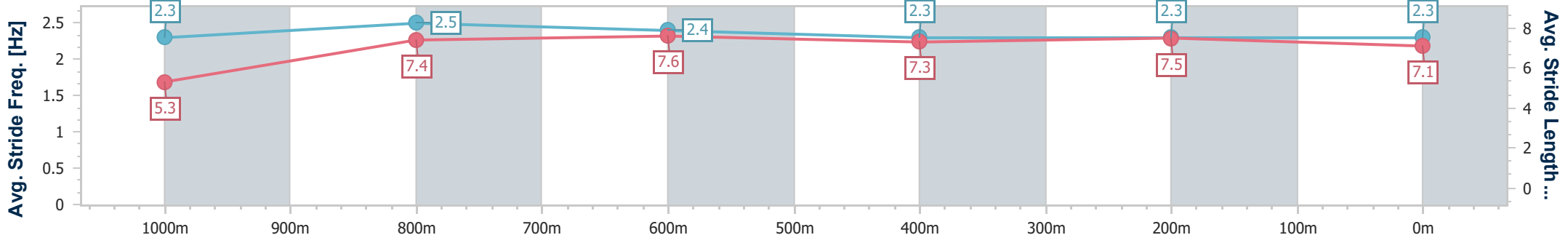
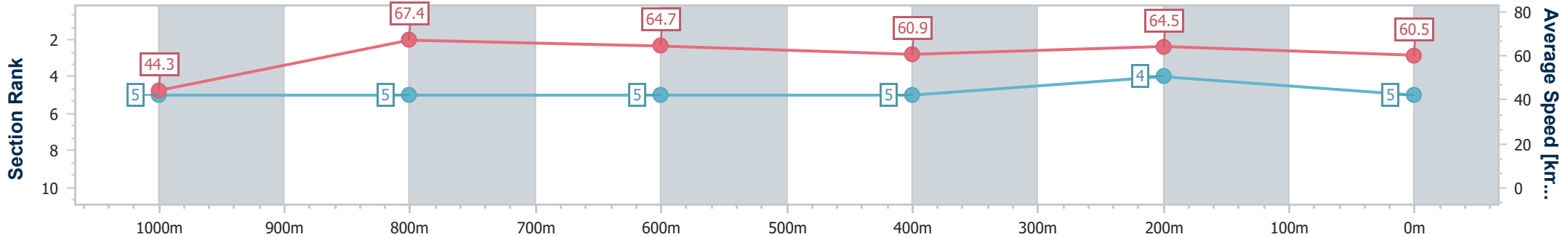


BRISBANE
RACING CLUB

22 January 2025 - 13:41

Track Rating: Soft 5, Weather: Fine, Rail Position: +5m Entire

Section	Overall	1000m	800m	600m	400m	200m
Section Times	1:05.40 [5] (0:08.96)	0:56.44 [5] (0:10.70)	0:45.74 [5] (0:11.12)	0:34.62 [5] (0:11.57)	0:23.05 [5] (0:11.11)	0:11.94 [4] (0:11.94)
Average Speed [km/h]	44.3	67.4	64.7	60.9	64.5	60.5
Top Speed [km/h]	65.1	68.9	66.8	62.8	66.5	63.6
Avg. Dist. to Rail [m]	2.4	1.9	1.2	3.2	1.2	0.3
Avg. Stride Freq. [Hz]	2.3	2.5	2.4	2.3	2.3	2.3
Avg. Stride Length [m]	5.3	7.4	7.6	7.3	7.5	7.1



- [] Ranking at each section and finish
- .-.- No data available at this section
- NA No data available



Horse/Jockey Name	Tribesman
Final Rank	6
Fastest Section Time (Section)	0:09.02 (Overall)
Top Speed [km/h] (Section)	66.5 (1000m)
Race State	Finished



Doomben QLD Professional
Race 1: RACECOURSE VILLAGE QTIS Two-Year-Old Maiden
Plate - 1110m

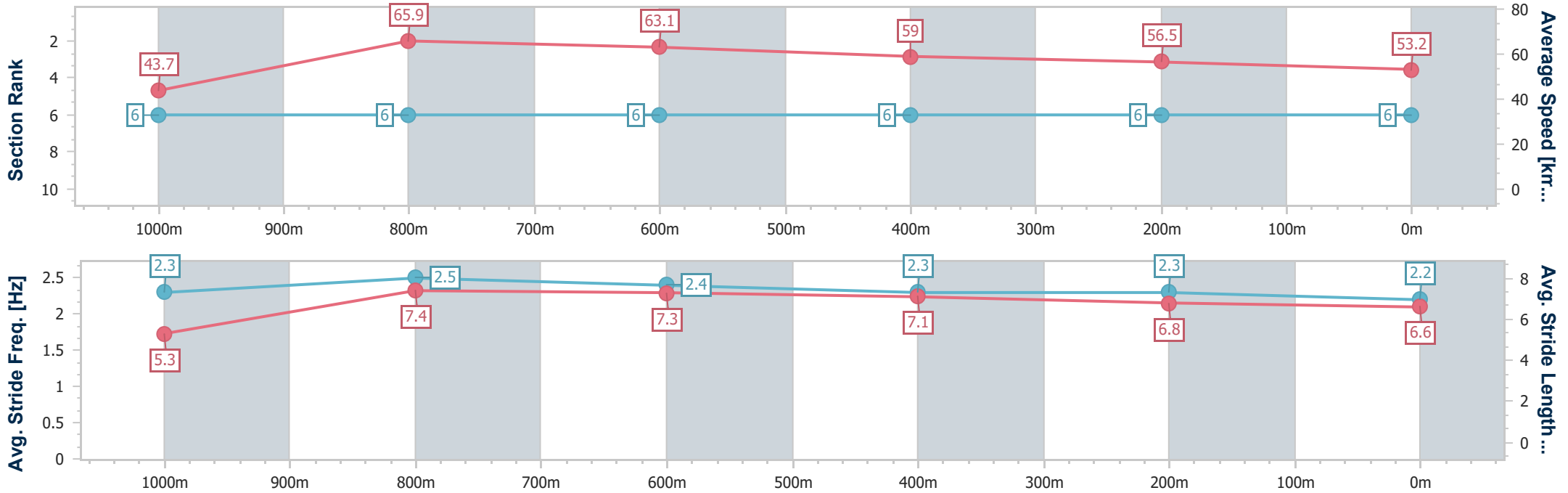
22 January 2025 - 13:41

Track Rating: Soft 5, Weather: Fine, Rail Position: +5m Entire



BRISBANE
RACING CLUB

Section	Overall	1000m	800m	600m	400m	200m
Section Times	1:09.64 [6] (0:09.02)	1:00.62 [6] (0:10.99)	0:49.63 [6] (0:11.33)	0:38.30 [6] (0:12.07)	0:26.23 [6] (0:12.67)	0:13.56 [6] (0:13.56)
Average Speed [km/h]	43.7	65.9	63.1	59.0	56.5	53.2
Top Speed [km/h]	64.8	66.5	65.4	63.8	57.8	55.0
Avg. Dist. to Rail [m]	6.2	2.3	1.1	1.7	1.3	1.6
Avg. Stride Freq. [Hz]	2.3	2.5	2.4	2.3	2.3	2.2
Avg. Stride Length [m]	5.3	7.4	7.3	7.1	6.8	6.6



- [] Ranking at each section and finish
- .-.- No data available at this section
- NA No data available



Doomben QLD Professional
Race 2: BECOME A BRC MEMBER QTIS Three-Year-Old Colts and Geldings Maiden Plate - 1200m
 22 January 2025 - 14:14



BRISBANE
RACING CLUB

Track Rating: Good 4, Weather: Fine, Rail Position: +5m Entire

Section		Overall	1000m	800m	600m	400m	200m	Last 600m					
Field Times		1:09.78 (0:13.33)	0:56.45 (0:10.67)	0:45.78 (0:11.06)	0:34.72 (0:11.18)	0:23.54 (0:11.36)	0:12.18 (0:12.18)	0:34.72					
Rank	TAB Horse/Jockey	Barrier	Top Speed [km/h]	Fastest Section							Margin	Distance Travelled [m]	
1	9 WANGANEEN Angela Jones	6	69.4	0:10.67	1:09.78 [1] (0:13.33)	0:56.45 [1] (0:10.67)	0:45.78 [1] (0:11.06)	0:34.72 [1] (0:11.18)	0:23.54 [1] (0:11.36)	0:12.18 [1] (0:12.18)	1:09.78	0:34.72	
2	4 NINJITZOU Jag Guthmann-Chester	4	68.6	0:10.76	1:09.86 [2] (0:13.65)	0:56.21 [5] (0:10.76)	0:45.45 [5] (0:10.99)	0:34.46 [5] (0:11.24)	0:23.22 [5] (0:11.36)	0:11.86 [6] (0:11.86)	0.48L	0:34.46	+1
3	1 BRAZEN ACT Kyle Wilson-Taylor	3	68.5	0:10.68	1:09.92 [3] (0:13.43)	0:56.49 [2] (0:10.68)	0:45.81 [2] (0:11.09)	0:34.72 [2] (0:11.22)	0:23.50 [3] (0:11.47)	0:12.03 [3] (0:12.03)	0.86L	0:34.72	+0
4	7 TICKLE MY TOSEN Justin Huxtable	2	68.5	0:10.95	1:09.94 [4] (0:14.04)	0:55.90 [7] (0:10.95)	0:44.95 [8] (0:10.97)	0:33.98 [8] (0:11.04)	0:22.94 [7] (0:10.99)	0:11.95 [5] (0:11.95)	0.99L	0:33.98	+4
5	6 TEN GOOD REASONS Michael Rodd	9	69.1	0:10.71	1:10.31 [5] (0:13.78)	0:56.53 [6] (0:10.71)	0:45.82 [6] (0:11.00)	0:34.82 [6] (0:11.23)	0:23.59 [6] (0:11.35)	0:12.24 [7] (0:12.24)	3.17L	0:34.82	+7
6	3 CALL OUT James Orman	5	69.0	0:10.80	1:10.45 [6] (0:13.47)	0:56.98 [3] (0:10.80)	0:46.18 [4] (0:11.07)	0:35.11 [4] (0:11.05)	0:24.06 [2] (0:11.45)	0:12.61 [2] (0:12.61)	3.97L	0:35.11	+3
7	8 UNDER SUSPICION Boris Thornton	7	68.3	0:10.88	1:10.54 [7] (0:14.10)	0:56.44 [9] (0:10.99)	0:45.45 [9] (0:10.88)	0:34.57 [9] (0:11.21)	0:23.36 [8] (0:11.29)	0:12.07 [8] (0:12.07)	4.49L	0:34.57	+2
8	2 BUSKER Emily Lang	8	69.4	0:10.65	1:10.56 [8] (0:13.60)	0:56.96 [4] (0:10.65)	0:46.31 [3] (0:11.01)	0:35.30 [3] (0:11.21)	0:24.09 [4] (0:11.49)	0:12.60 [4] (0:12.60)	4.64L	0:35.30	+6
9	5 REVALOT Andrew Mallyon	1	68.6	0:10.75	1:15.16 [9] (0:14.09)	1:01.07 [8] (0:10.75)	0:50.32 [7] (0:10.98)	0:39.34 [7] (0:11.40)	0:27.94 [9] (0:12.50)	0:15.44 [9] (0:15.44)	31.69L	0:39.34	+1

[] Ranking at each section and finish
 -:-:- No data available at this section
 NA No data available

SCN Saddle cloth number
 DNF Did not finish
 DNT Did not track



Horse/Jockey Name	Wanganeen
Final Rank	1
Fastest Section Time (Section)	0:10.67 (1000m)
Top Speed [km/h] (Section)	69.4 (Overall)
Race State	Finished



Doomben QLD Professional
Race 2: BECOME A BRC MEMBER QTIS Three-Year-Old Colts and Geldings Maiden Plate - 1200m

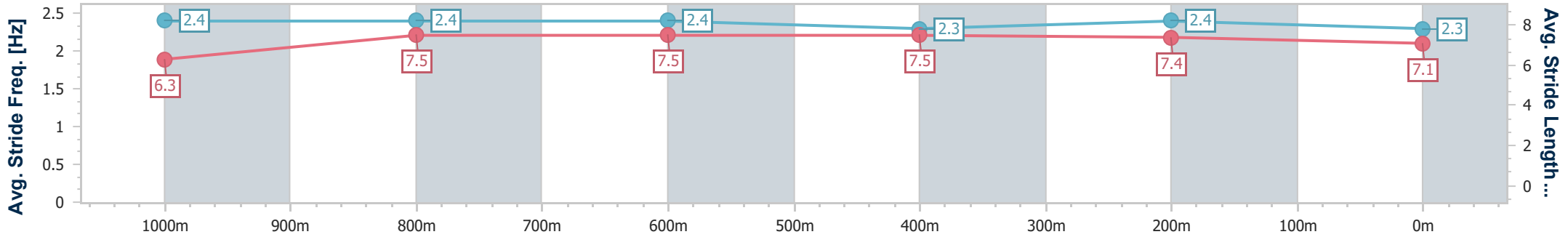
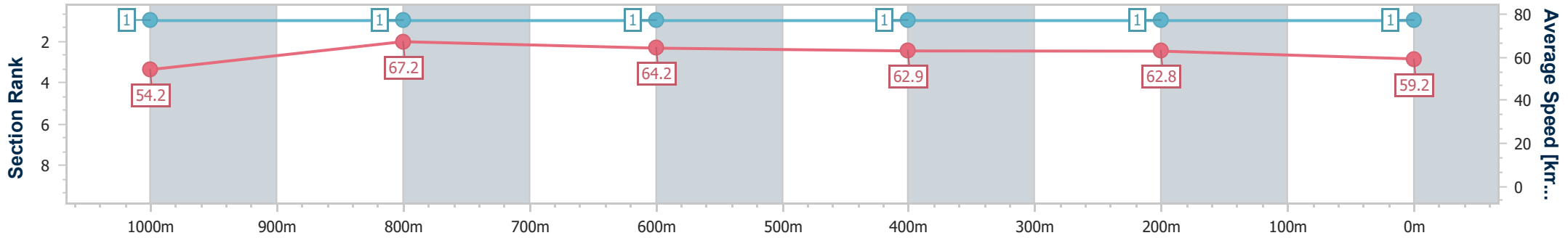


BRISBANE
 RACING CLUB

22 January 2025 - 14:14

Track Rating: Good 4, Weather: Fine, Rail Position: +5m Entire

Section	Overall	1000m	800m	600m	400m	200m
Section Times	1:09.78 [1] (0:13.33)	0:56.45 [1] (0:10.67)	0:45.78 [1] (0:11.06)	0:34.72 [1] (0:11.18)	0:23.54 [1] (0:11.36)	0:12.18 [1] (0:12.18)
Average Speed [km/h]	54.2	67.2	64.2	62.9	62.8	59.2
Top Speed [km/h]	69.4	69.4	65.6	63.7	63.9	62.1
Avg. Dist. to Rail [m]	4.7	0.8	2.8	4.4	2.9	2.2
Avg. Stride Freq. [Hz]	2.4	2.4	2.4	2.3	2.4	2.3
Avg. Stride Length [m]	6.3	7.5	7.5	7.5	7.4	7.1



- [] Ranking at each section and finish
- .-.- No data available at this section
- NA No data available



Horse/Jockey Name	Ninjitou
Final Rank	2
Fastest Section Time (Section)	0:10.76 (1000m)
Top Speed [km/h] (Section)	68.6 (Overall)
Race State	Finished



Doomben QLD Professional
Race 2: BECOME A BRC MEMBER QTIS Three-Year-Old Colts and Geldings Maiden Plate - 1200m

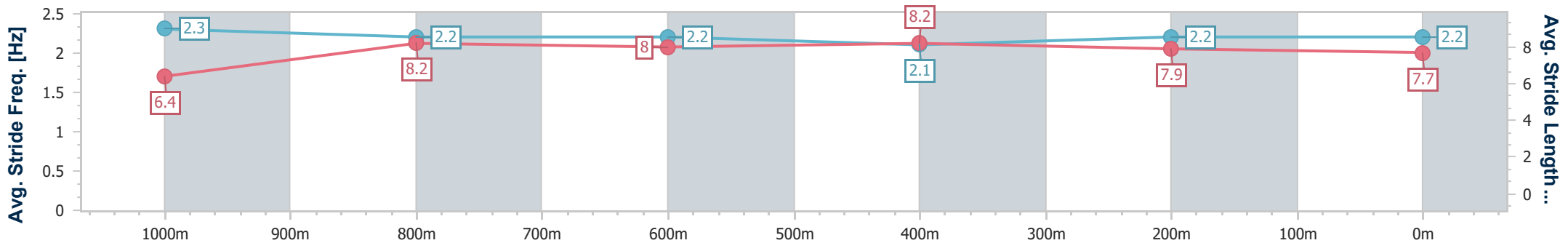
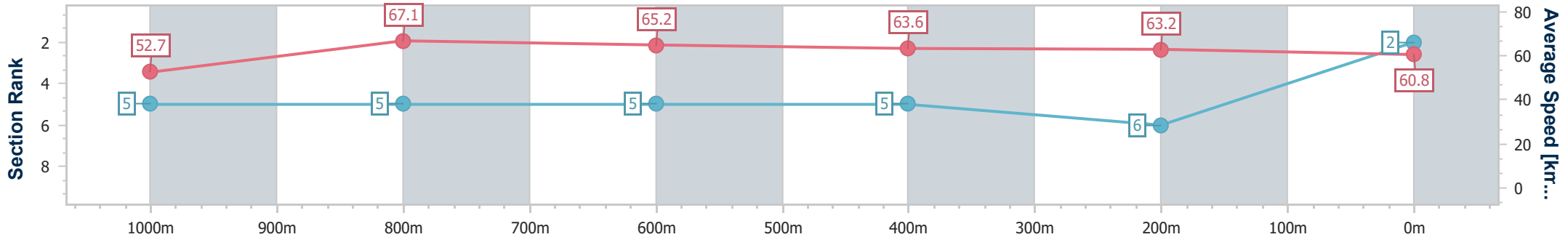
22 January 2025 - 14:14

Track Rating: Good 4, Weather: Fine, Rail Position: +5m Entire



BRISBANE
RACING CLUB

Section	Overall	1000m	800m	600m	400m	200m
Section Times	1:09.86 [2] (0:13.65)	0:56.21 [5] (0:10.76)	0:45.45 [5] (0:10.99)	0:34.46 [5] (0:11.24)	0:23.22 [5] (0:11.36)	0:11.86 [6] (0:11.86)
Average Speed [km/h]	52.7	67.1	65.2	63.6	63.2	60.8
Top Speed [km/h]	68.6	68.5	66.0	64.6	64.2	62.7
Avg. Dist. to Rail [m]	2.8	0.8	0.8	1.2	0.8	1.1
Avg. Stride Freq. [Hz]	2.3	2.2	2.2	2.1	2.2	2.2
Avg. Stride Length [m]	6.4	8.2	8.0	8.2	7.9	7.7



- [] Ranking at each section and finish
- .-.- No data available at this section
- NA No data available



Horse/Jockey Name	Brazen Act
Final Rank	3
Fastest Section Time (Section)	0:10.68 (1000m)
Top Speed [km/h] (Section)	68.5 (1000m)
Race State	Finished



Doomben QLD Professional
Race 2: BECOME A BRC MEMBER QTIS Three-Year-Old Colts and Geldings Maiden Plate - 1200m

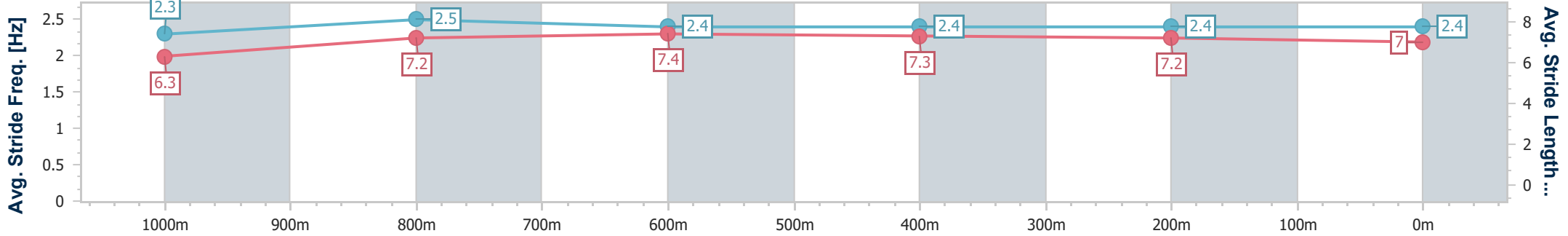
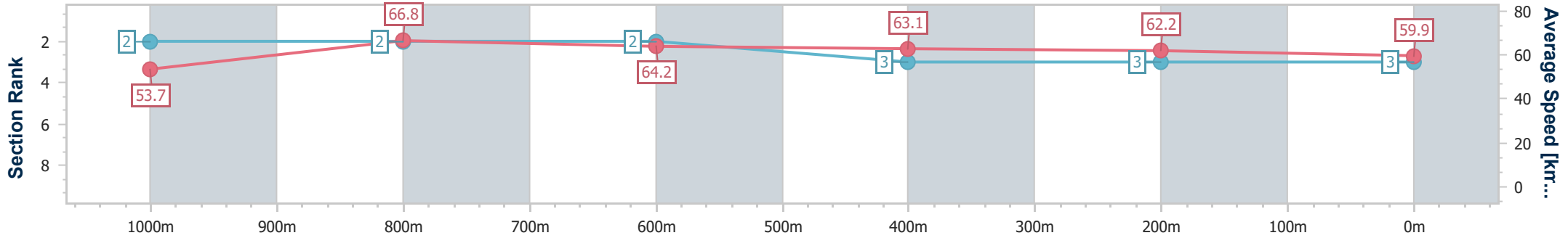
22 January 2025 - 14:14

Track Rating: Good 4, Weather: Fine, Rail Position: +5m Entire



BRISBANE
RACING CLUB

Section	Overall	1000m	800m	600m	400m	200m
Section Times	1:09.92 [3] (0:13.43)	0:56.49 [2] (0:10.68)	0:45.81 [2] (0:11.09)	0:34.72 [2] (0:11.22)	0:23.50 [3] (0:11.47)	0:12.03 [3] (0:12.03)
Average Speed [km/h]	53.7	66.8	64.2	63.1	62.2	59.9
Top Speed [km/h]	68.4	68.5	64.8	64.8	63.2	61.9
Avg. Dist. to Rail [m]	1.6	2.8	2.3	3.1	3.2	3.1
Avg. Stride Freq. [Hz]	2.3	2.5	2.4	2.4	2.4	2.4
Avg. Stride Length [m]	6.3	7.2	7.4	7.3	7.2	7.0



- [] Ranking at each section and finish
- .-.- No data available at this section
- NA No data available



Horse/Jockey Name	Tickle My Tosen
Final Rank	4
Fastest Section Time (Section)	0:10.95 (1000m)
Top Speed [km/h] (Section)	68.5 (800m)
Race State	Finished



Doomben QLD Professional
Race 2: BECOME A BRC MEMBER QTIS Three-Year-Old Colts and Geldings Maiden Plate - 1200m

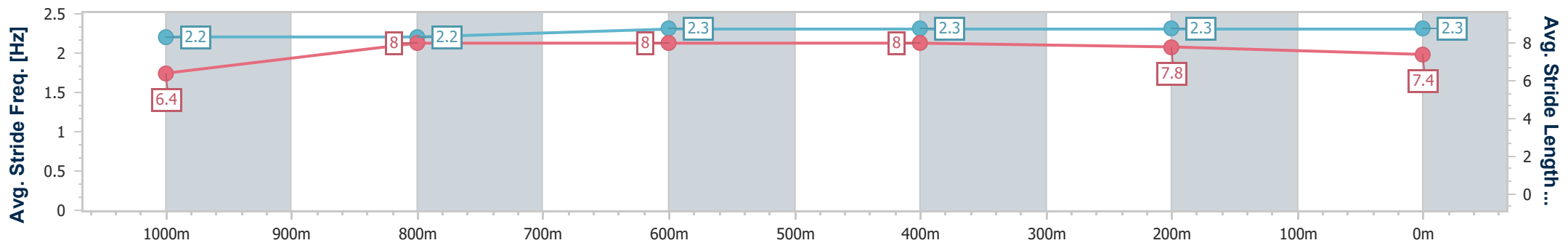
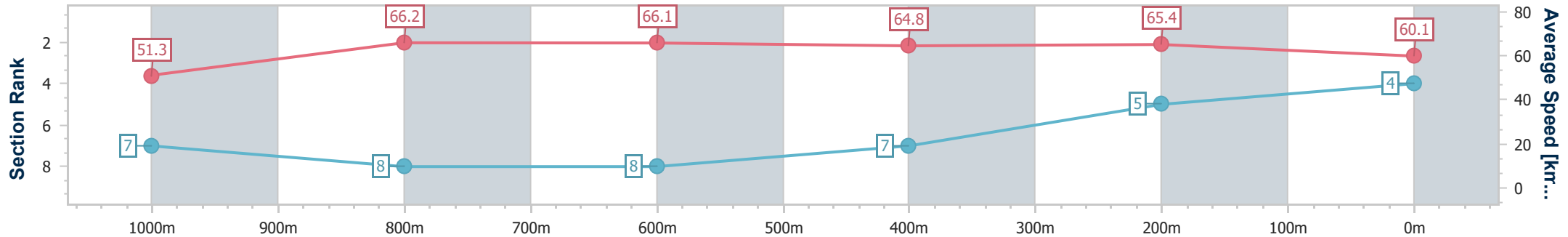
22 January 2025 - 14:14

Track Rating: Good 4, Weather: Fine, Rail Position: +5m Entire



BRISBANE
RACING CLUB

Section	Overall	1000m	800m	600m	400m	200m
Section Times	1:09.94 [4] (0:14.04)	0:55.90 [7] (0:10.95)	0:44.95 [8] (0:10.97)	0:33.98 [8] (0:11.04)	0:22.94 [7] (0:10.99)	0:11.95 [5] (0:11.95)
Average Speed [km/h]	51.3	66.2	66.1	64.8	65.4	60.1
Top Speed [km/h]	67.6	67.8	68.5	65.9	67.7	63.7
Avg. Dist. to Rail [m]	2.1	2.4	1.6	1.0	1.4	3.1
Avg. Stride Freq. [Hz]	2.2	2.2	2.3	2.3	2.3	2.3
Avg. Stride Length [m]	6.4	8.0	8.0	8.0	7.8	7.4



- [] Ranking at each section and finish
- .-.- No data available at this section
- NA No data available



Horse/Jockey Name	Ten Good Reasons
Final Rank	5
Fastest Section Time (Section)	0:10.71 (1000m)
Top Speed [km/h] (Section)	69.1 (Overall)
Race State	Finished



Doomben QLD Professional
Race 2: BECOME A BRC MEMBER QTIS Three-Year-Old Colts and Geldings Maiden Plate - 1200m

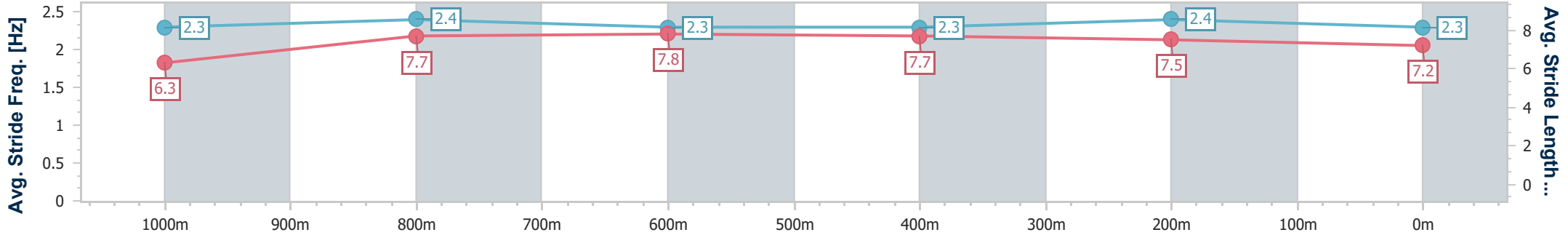
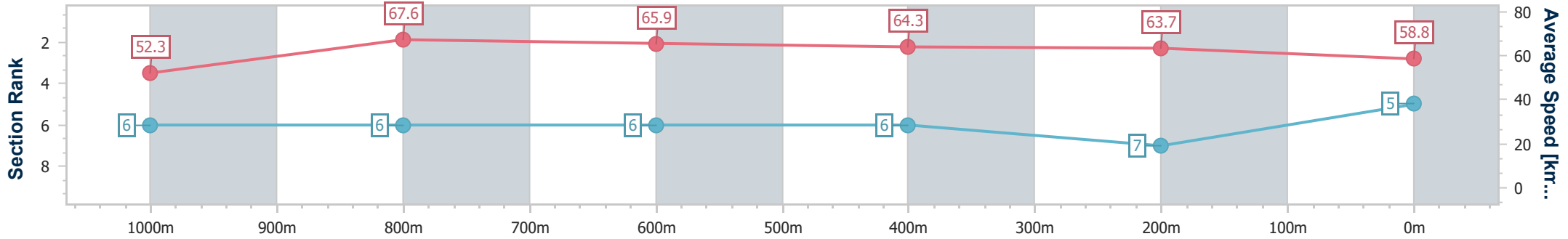
22 January 2025 - 14:14

Track Rating: Good 4, Weather: Fine, Rail Position: +5m Entire



BRISBANE
RACING CLUB

Section	Overall	1000m	800m	600m	400m	200m
Section Times	1:10.31 [5] (0:13.78)	0:56.53 [6] (0:10.71)	0:45.82 [6] (0:11.00)	0:34.82 [6] (0:11.23)	0:23.59 [6] (0:11.35)	0:12.24 [7] (0:12.24)
Average Speed [km/h]	52.3	67.6	65.9	64.3	63.7	58.8
Top Speed [km/h]	69.1	68.6	66.6	64.8	65.5	62.4
Avg. Dist. to Rail [m]	6.8	2.1	1.1	0.8	3.0	5.0
Avg. Stride Freq. [Hz]	2.3	2.4	2.3	2.3	2.4	2.3
Avg. Stride Length [m]	6.3	7.7	7.8	7.7	7.5	7.2



- [] Ranking at each section and finish
- .-.- No data available at this section
- NA No data available



Horse/Jockey Name	Call Out
Final Rank	6
Fastest Section Time (Section)	0:10.80 (1000m)
Top Speed [km/h] (Section)	69.0 (1000m)
Race State	Finished



Doomben QLD Professional
Race 2: BECOME A BRC MEMBER QTIS Three-Year-Old Colts and Geldings Maiden Plate - 1200m

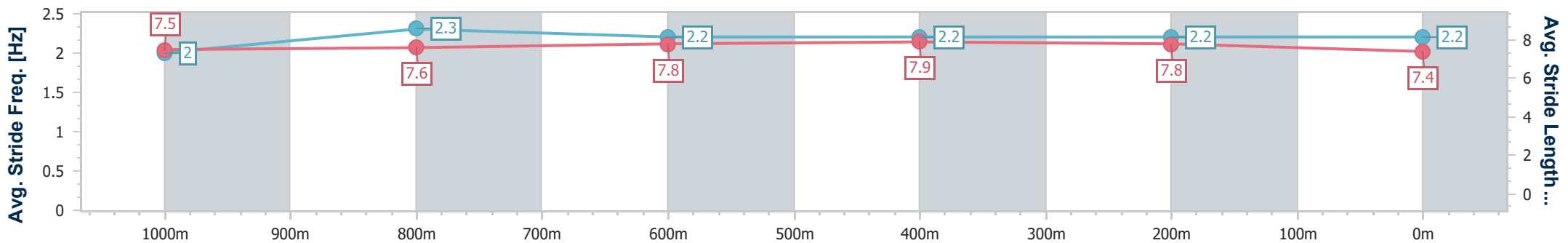
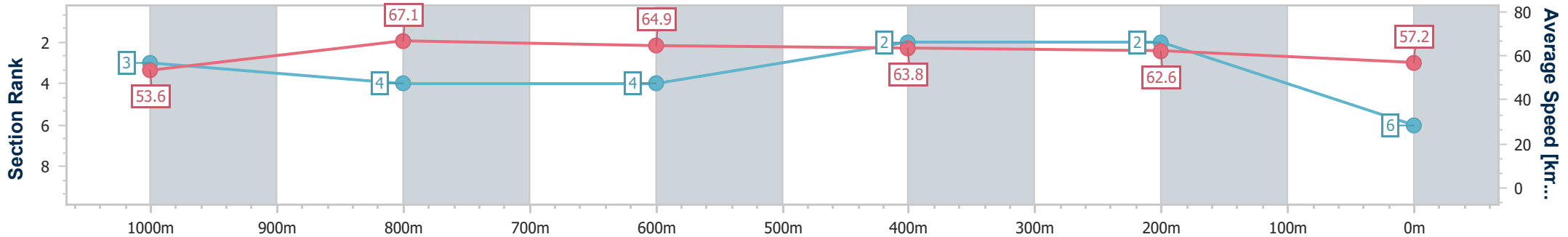
22 January 2025 - 14:14

Track Rating: Good 4, Weather: Fine, Rail Position: +5m Entire



BRISBANE
RACING CLUB

Section	Overall	1000m	800m	600m	400m	200m
Section Times	1:10.45 [6] (0:13.47)	0:56.98 [3] (0:10.80)	0:46.18 [4] (0:11.07)	0:35.11 [4] (0:11.05)	0:24.06 [2] (0:11.45)	0:12.61 [2] (0:12.61)
Average Speed [km/h]	53.6	67.1	64.9	63.8	62.6	57.2
Top Speed [km/h]	68.6	69.0	66.6	66.7	64.3	60.7
Avg. Dist. to Rail [m]	4.1	2.3	1.1	3.1	1.9	1.1
Avg. Stride Freq. [Hz]	2.0	2.3	2.2	2.2	2.2	2.2
Avg. Stride Length [m]	7.5	7.6	7.8	7.9	7.8	7.4



- [] Ranking at each section and finish
- .-.- No data available at this section
- NA No data available



Horse/Jockey Name	Under Suspicion
Final Rank	7
Fastest Section Time (Section)	0:10.88 (800m)
Top Speed [km/h] (Section)	68.3 (1000m)
Race State	Finished

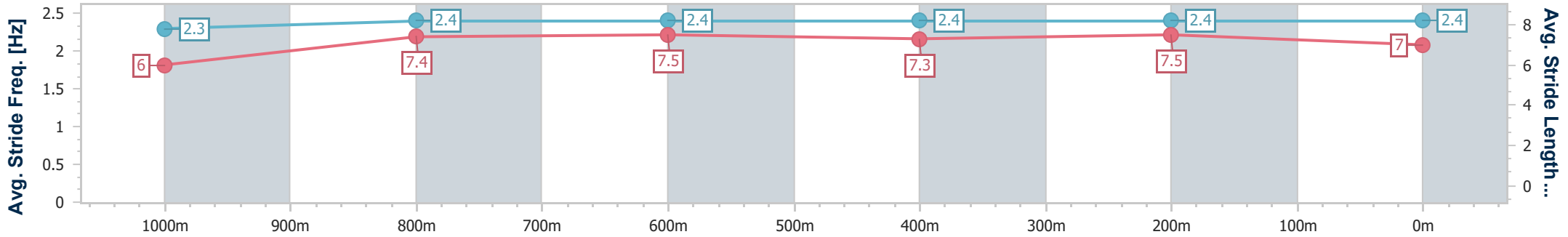
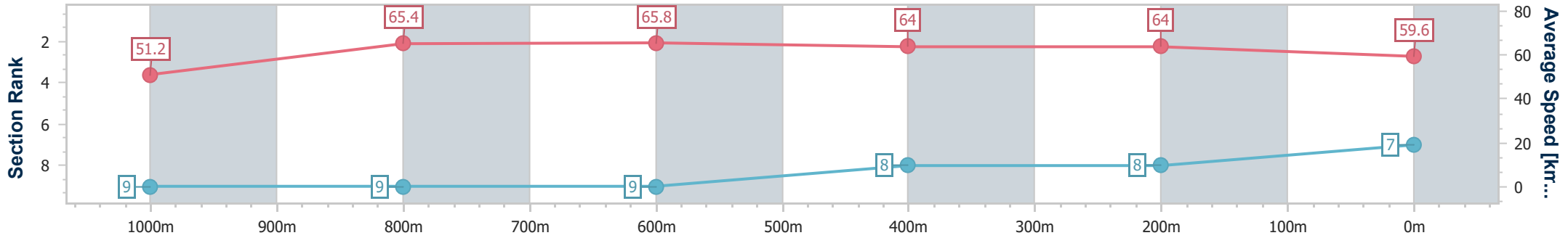


Doomben QLD Professional
Race 2: BECOME A BRC MEMBER QTIS Three-Year-Old Colts and Geldings Maiden Plate - 1200m
 22 January 2025 - 14:14
 Track Rating: Good 4, Weather: Fine, Rail Position: +5m Entire



BRISBANE
RACING CLUB

Section	Overall	1000m	800m	600m	400m	200m
Section Times	1:10.54 [7] (0:14.10)	0:56.44 [9] (0:10.99)	0:45.45 [9] (0:10.88)	0:34.57 [9] (0:11.21)	0:23.36 [8] (0:11.29)	0:12.07 [8] (0:12.07)
Average Speed [km/h]	51.2	65.4	65.8	64.0	64.0	59.6
Top Speed [km/h]	67.7	68.3	67.4	65.5	67.1	62.0
Avg. Dist. to Rail [m]	3.4	1.2	0.8	0.9	3.1	7.0
Avg. Stride Freq. [Hz]	2.3	2.4	2.4	2.4	2.4	2.4
Avg. Stride Length [m]	6.0	7.4	7.5	7.3	7.5	7.0



- [] Ranking at each section and finish
- .-.- No data available at this section
- NA No data available



Horse/Jockey Name	Busker
Final Rank	8
Fastest Section Time (Section)	0:10.65 (1000m)
Top Speed [km/h] (Section)	69.4 (Overall)
Race State	Finished



Doomben QLD Professional
Race 2: BECOME A BRC MEMBER QTIS Three-Year-Old Colts and Geldings Maiden Plate - 1200m

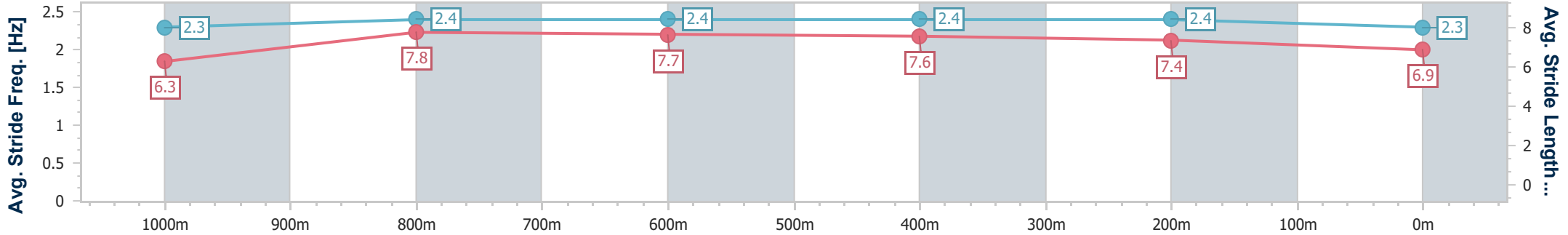
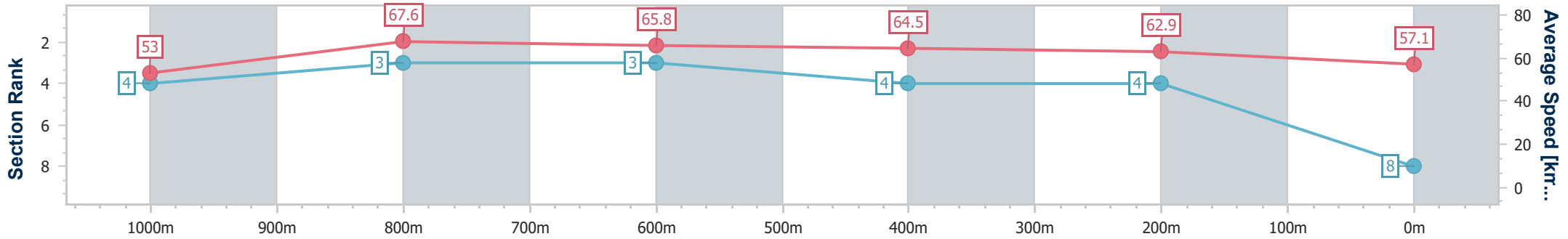
22 January 2025 - 14:14

Track Rating: Good 4, Weather: Fine, Rail Position: +5m Entire



BRISBANE
RACING CLUB

Section	Overall	1000m	800m	600m	400m	200m
Section Times	1:10.56 [8] (0:13.60)	0:56.96 [4] (0:10.65)	0:46.31 [3] (0:11.01)	0:35.30 [3] (0:11.21)	0:24.09 [4] (0:11.49)	0:12.60 [4] (0:12.60)
Average Speed [km/h]	53.0	67.6	65.8	64.5	62.9	57.1
Top Speed [km/h]	69.4	69.0	67.0	65.9	64.8	60.6
Avg. Dist. to Rail [m]	5.5	1.5	1.1	0.8	1.2	2.5
Avg. Stride Freq. [Hz]	2.3	2.4	2.4	2.4	2.4	2.3
Avg. Stride Length [m]	6.3	7.8	7.7	7.6	7.4	6.9



- [] Ranking at each section and finish
- .-.- No data available at this section
- NA No data available



Horse/Jockey Name	Revalot
Final Rank	9
Fastest Section Time (Section)	0:10.75 (1000m)
Top Speed [km/h] (Section)	68.6 (1000m)
Race State	Finished



Doomben QLD Professional
 Race 2: BECOME A BRC MEMBER QTIS Three-Year-Old Colts
 and Geldings Maiden Plate - 1200m

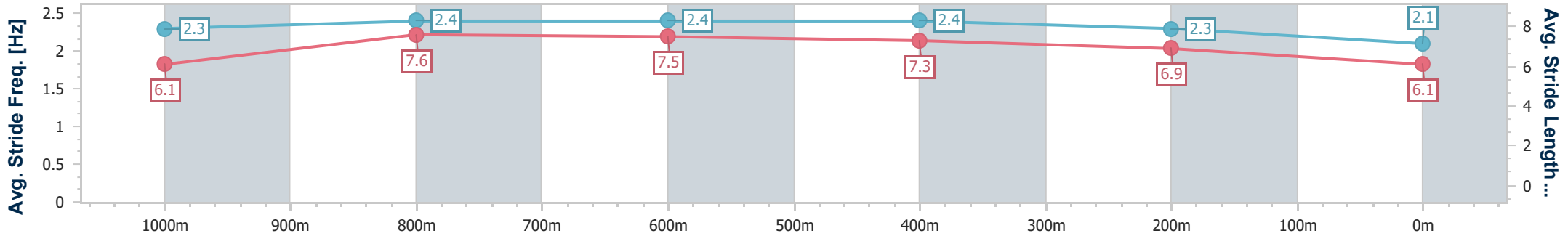
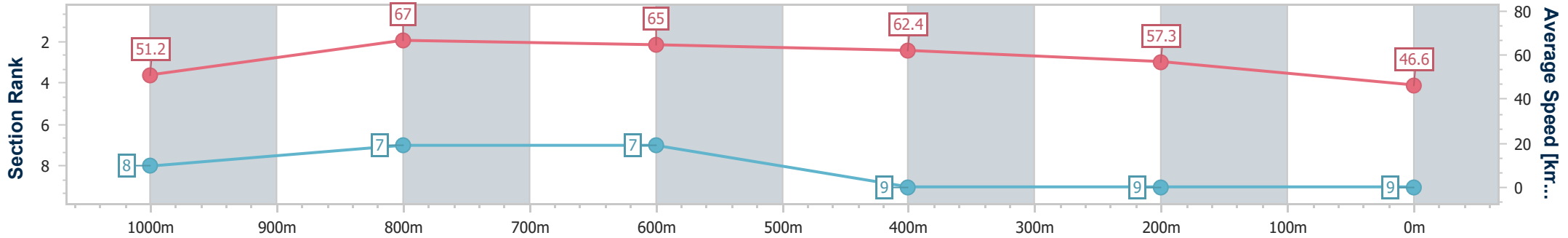


BRISBANE
 RACING CLUB

22 January 2025 - 14:14

Track Rating: Good 4, Weather: Fine, Rail Position: +5m Entire

Section	Overall	1000m	800m	600m	400m	200m
Section Times	1:15.16 [9] (0:14.09)	1:01.07 [8] (0:10.75)	0:50.32 [7] (0:10.98)	0:39.34 [7] (0:11.40)	0:27.94 [9] (0:12.50)	0:15.44 [9] (0:15.44)
Average Speed [km/h]	51.2	67.0	65.0	62.4	57.3	46.6
Top Speed [km/h]	67.0	68.6	66.1	64.9	60.9	52.2
Avg. Dist. to Rail [m]	0.4	0.4	1.4	2.1	1.8	0.3
Avg. Stride Freq. [Hz]	2.3	2.4	2.4	2.4	2.3	2.1
Avg. Stride Length [m]	6.1	7.6	7.5	7.3	6.9	6.1



- [] Ranking at each section and finish
- .-.- No data available at this section
- NA No data available



Doomben QLD Professional
Race 3: GIRLS DAY OUT 1 MARCH QTIS Three-Year-Old Fillies Maiden
Plate - 1200m
22 January 2025 - 14:50



BRISBANE
RACING CLUB

Track Rating: Good 4, Weather: Fine, Rail Position: +5m Entire

Section		Overall	1000m	800m	600m	400m	200m	Last 600m					
Field Times		1:09.88 (0:13.38)	0:56.50 (0:10.43)	0:46.07 (0:11.24)	0:34.83 (0:11.55)	0:23.28 (0:11.46)	0:11.82 (0:11.82)	0:34.83					
Rank	TAB Horse/Jockey	Barrier	Top Speed [km/h]	Fastest Section				Margin	Distance Travelled [m]				
1	3 BREEZIN' Justin Huxtable	12	69.7	0:10.71	1:09.88 [1] (0:14.02)	0:55.86 [9] (0:10.71)	0:45.15 [9] (0:11.36)	0:33.79 [10] (0:11.58)	0:22.21 [11] (0:10.93)	0:11.28 [6] (0:11.28)	1:09.88	0:33.79	
2	1 ANNIE ONE READY James Orman	5	70.8	0:10.71	1:10.09 [2] (0:13.51)	0:56.58 [5] (0:10.71)	0:45.87 [4] (0:11.29)	0:34.58 [5] (0:11.61)	0:22.97 [5] (0:11.32)	0:11.65 [3] (0:11.65)	1.26L	0:34.58	-3
3	14 WYNETTE Cejay Graham	4	70.6	0:10.55	1:10.30 [3] (0:13.38)	0:56.92 [1] (0:10.55)	0:46.37 [2] (0:11.12)	0:35.25 [1] (0:11.55)	0:23.70 [1] (0:11.46)	0:12.24 [1] (0:12.24)	2.51L	0:35.25	-6
4	2 AZAFRAN Boris Thornton	10	67.9	0:10.74	1:10.38 [4] (0:14.08)	0:56.30 [11] (0:10.74)	0:45.56 [10] (0:11.31)	0:34.25 [11] (0:11.45)	0:22.80 [10] (0:11.16)	0:11.64 [10] (0:11.64)	2.96L	0:34.25	+0
5	8 FLASH DRIVE Kyle Wilson-Taylor	6	70.4	0:10.65	1:10.50 [5] (0:13.75)	0:56.75 [7] (0:10.65)	0:46.10 [6] (0:11.28)	0:34.82 [8] (0:11.60)	0:23.22 [8] (0:11.23)	0:11.99 [4] (0:11.99)	3.67L	0:34.82	-1
6	13 VALLEY OF OWLS Jake Bayliss	3	69.8	0:10.69	1:10.67 [6] (0:13.45)	0:57.22 [4] (0:10.69)	0:46.53 [3] (0:11.27)	0:35.26 [3] (0:11.58)	0:23.68 [4] (0:11.53)	0:12.15 [5] (0:12.15)	4.66L	0:35.26	-1
7	12 TIYE Angela Jones	8	69.3	0:10.89	1:10.79 [7] (0:13.52)	0:57.27 [6] (0:10.89)	0:46.38 [7] (0:11.20)	0:35.18 [6] (0:11.52)	0:23.66 [6] (0:11.53)	0:12.13 [7] (0:12.13)	5.38L	0:35.18	+1
8	5 CASTELVETRANO Taylor Marshall	2	68.6	0:10.73	1:10.83 [8] (0:13.82)	0:57.01 [8] (0:10.73)	0:46.28 [8] (0:11.09)	0:35.19 [7] (0:11.56)	0:23.63 [7] (0:11.52)	0:12.11 [9] (0:12.11)	5.61L	0:35.19	-4
9	7 DIVINE DI Justin Stanley	1	67.5	0:10.80	1:10.98 [9] (0:14.05)	0:56.93 [10] (0:10.80)	0:46.13 [11] (0:11.04)	0:35.09 [9] (0:11.55)	0:23.54 [9] (0:11.49)	0:12.05 [11] (0:12.05)	6.5L	0:35.09	-6
10	6 COPENHAGEN CAT Dale Smith	9	70.8	0:10.36	1:11.03 [10] (0:13.45)	0:57.58 [3] (0:10.36)	0:47.22 [1] (0:11.29)	0:35.93 [2] (0:11.53)	0:24.40 [2] (0:11.74)	0:12.66 [2] (0:12.66)	6.76L	0:35.93	+2

Scratched: Brutal Sue (#4), Some Style (#10)

[] Ranking at each section and finish
 -:-:- No data available at this section
 NA No data available

SCN Saddle cloth number
 DNF Did not finish
 DNT Did not track



Doomben QLD Professional
Race 3: GIRLS DAY OUT 1 MARCH QTIS Three-Year-Old Fillies Maiden
Plate - 1200m
22 January 2025 - 14:50



Track Rating: Good 4, Weather: Fine, Rail Position: +5m Entire

Section		Overall	1000m	800m	600m	400m	200m	Last 600m				
Field Times		1:09.88 (0:13.38)	0:56.50 (0:10.43)	0:46.07 (0:11.24)	0:34.83 (0:11.55)	0:23.28 (0:11.46)	0:11.82 (0:11.82)	0:34.83				
Rank	TAB Horse/Jockey	Barrier	Top Speed [km/h]	Fastest Section	Overall	1000m	800m	600m	400m	200m	Margin	Distance Travelled [m]
11	11 SUSPICIOUS LOVE Emily Lang	7	70.8	0:10.85	1:11.22 [11] (0:13.38)	0:57.84 [2] (0:10.85)	0:46.99 [5] (0:11.26)	0:35.73 [4] (0:11.44)	0:24.29 [3] (0:11.75)	0:12.54 [8] (0:12.54)	7.91L	0:35.73 -4
12	9 MISS GRAYSEA Courtney Bellamy	11	67.9	0:10.71	1:11.34 [12] (0:14.45)	0:56.89 [12] (0:10.71)	0:46.18 [12] (0:11.10)	0:35.08 [12] (0:11.44)	0:23.64 [12] (0:11.59)	0:12.05 [12] (0:12.05)	8.58L	0:35.08 -4

Scratched: Brutal Sue (#4), Some Style (#10)

[] Ranking at each section and finish
 -:-:-:- No data available at this section
 NA No data available

SCN Saddle cloth number
 DNF Did not finish
 DNT Did not track



Horse/Jockey Name	Breezin'
Final Rank	1
Fastest Section Time (Section)	0:10.71 (1000m)
Top Speed [km/h] (Section)	69.7 (1000m)
Race State	Finished

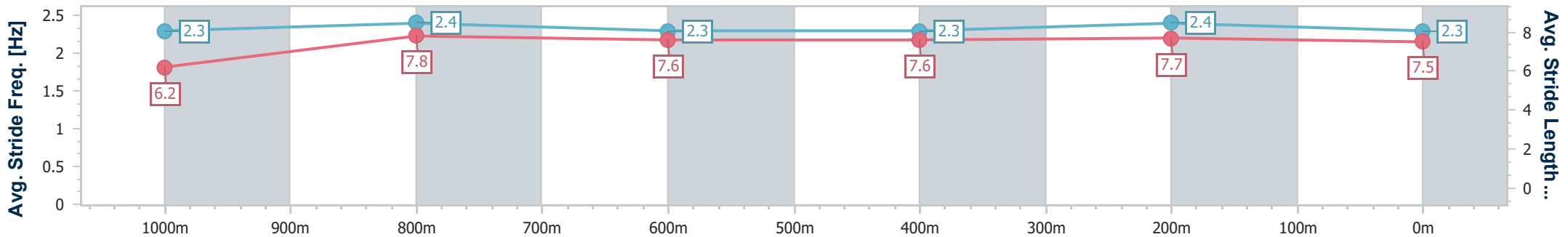
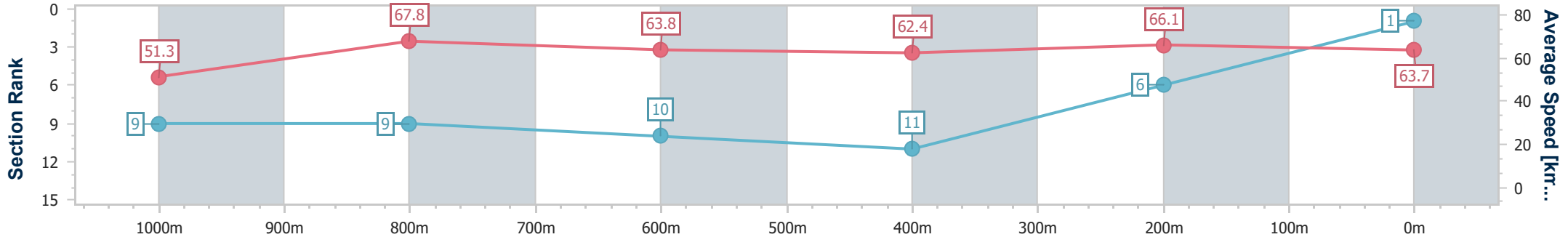


Doomben QLD Professional
Race 3: GIRLS DAY OUT 1 MARCH QTIS Three-Year-Old Fillies
Maiden Plate - 1200m
 22 January 2025 - 14:50
 Track Rating: Good 4, Weather: Fine, Rail Position: +5m Entire



BRISBANE
 RACING CLUB

Section	Overall	1000m	800m	600m	400m	200m
Section Times	1:09.88 [1] (0:14.02)	0:55.86 [9] (0:10.71)	0:45.15 [9] (0:11.36)	0:33.79 [10] (0:11.58)	0:22.21 [11] (0:10.93)	0:11.28 [6] (0:11.28)
Average Speed [km/h]	51.3	67.8	63.8	62.4	66.1	63.7
Top Speed [km/h]	67.1	69.7	65.7	64.1	68.7	68.1
Avg. Dist. to Rail [m]	7.6	1.4	1.7	0.9	2.3	1.0
Avg. Stride Freq. [Hz]	2.3	2.4	2.3	2.3	2.4	2.3
Avg. Stride Length [m]	6.2	7.8	7.6	7.6	7.7	7.5



- [] Ranking at each section and finish
- .-.- No data available at this section
- NA No data available



Horse/Jockey Name	Annie One Ready
Final Rank	2
Fastest Section Time (Section)	0:10.71 (1000m)
Top Speed [km/h] (Section)	70.8 (1000m)
Race State	Finished

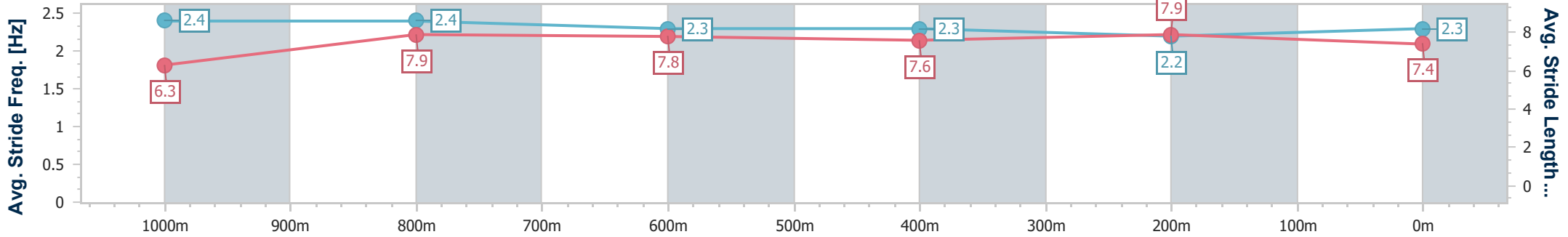
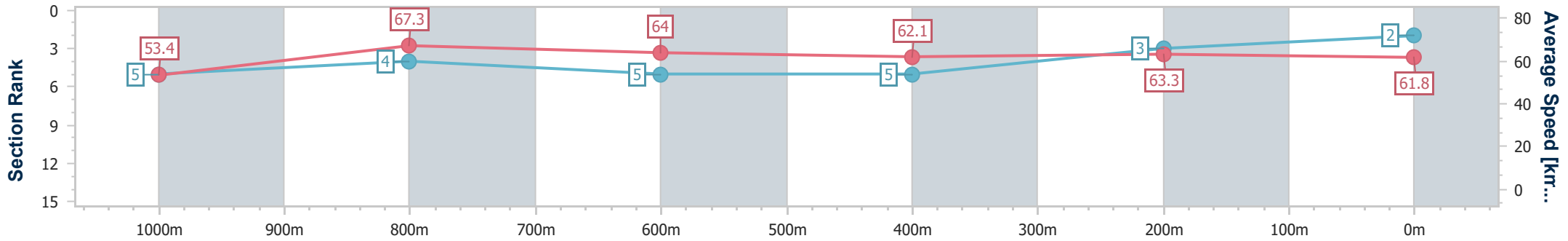


Doomben QLD Professional
Race 3: GIRLS DAY OUT 1 MARCH QTIS Three-Year-Old Fillies
Maiden Plate - 1200m
 22 January 2025 - 14:50
 Track Rating: Good 4, Weather: Fine, Rail Position: +5m Entire



BRISBANE
 RACING CLUB

Section	Overall	1000m	800m	600m	400m	200m
Section Times	1:10.09 [2] (0:13.51)	0:56.58 [5] (0:10.71)	0:45.87 [4] (0:11.29)	0:34.58 [5] (0:11.61)	0:22.97 [5] (0:11.32)	0:11.65 [3] (0:11.65)
Average Speed [km/h]	53.4	67.3	64.0	62.1	63.3	61.8
Top Speed [km/h]	69.8	70.8	65.3	63.4	65.1	64.5
Avg. Dist. to Rail [m]	4.5	2.0	1.1	0.8	1.3	0.9
Avg. Stride Freq. [Hz]	2.4	2.4	2.3	2.3	2.2	2.3
Avg. Stride Length [m]	6.3	7.9	7.8	7.6	7.9	7.4



- [] Ranking at each section and finish
- .-.- No data available at this section
- NA No data available



Horse/Jockey Name	Wynette
Final Rank	3
Fastest Section Time (Section)	0:10.55 (1000m)
Top Speed [km/h] (Section)	70.6 (1000m)
Race State	Finished

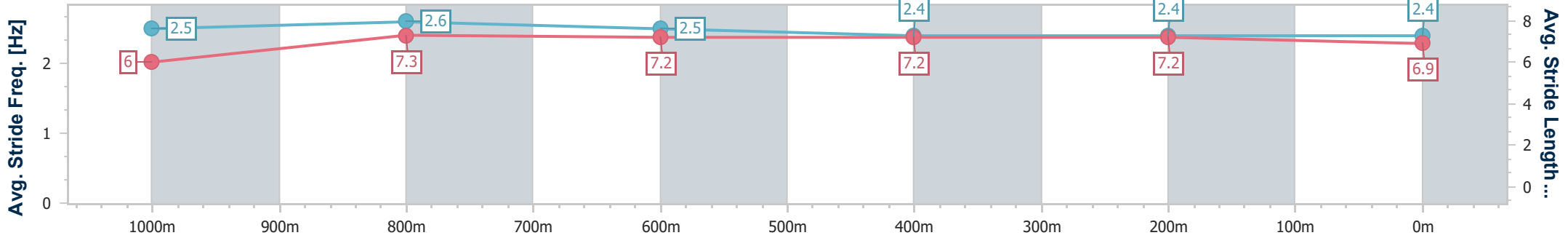
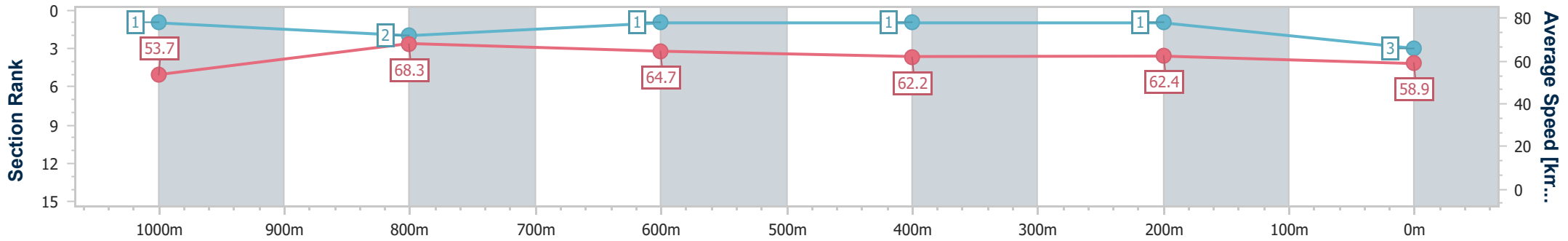


Doomben QLD Professional
Race 3: GIRLS DAY OUT 1 MARCH QTIS Three-Year-Old Fillies
Maiden Plate - 1200m
 22 January 2025 - 14:50
 Track Rating: Good 4, Weather: Fine, Rail Position: +5m Entire



BRISBANE
RACING CLUB

Section	Overall	1000m	800m	600m	400m	200m
Section Times	1:10.30 [3] (0:13.38)	0:56.92 [1] (0:10.55)	0:46.37 [2] (0:11.12)	0:35.25 [1] (0:11.55)	0:23.70 [1] (0:11.46)	0:12.24 [1] (0:12.24)
Average Speed [km/h]	53.7	68.3	64.7	62.2	62.4	58.9
Top Speed [km/h]	69.5	70.6	65.1	62.7	63.8	63.1
Avg. Dist. to Rail [m]	3.1	0.4	0.3	0.8	2.3	2.5
Avg. Stride Freq. [Hz]	2.5	2.6	2.5	2.4	2.4	2.4
Avg. Stride Length [m]	6.0	7.3	7.2	7.2	7.2	6.9



- [] Ranking at each section and finish
- .-.- No data available at this section
- NA No data available



Horse/Jockey Name	Azafran
Final Rank	4
Fastest Section Time (Section)	0:10.74 (1000m)
Top Speed [km/h] (Section)	67.9 (1000m)
Race State	Finished

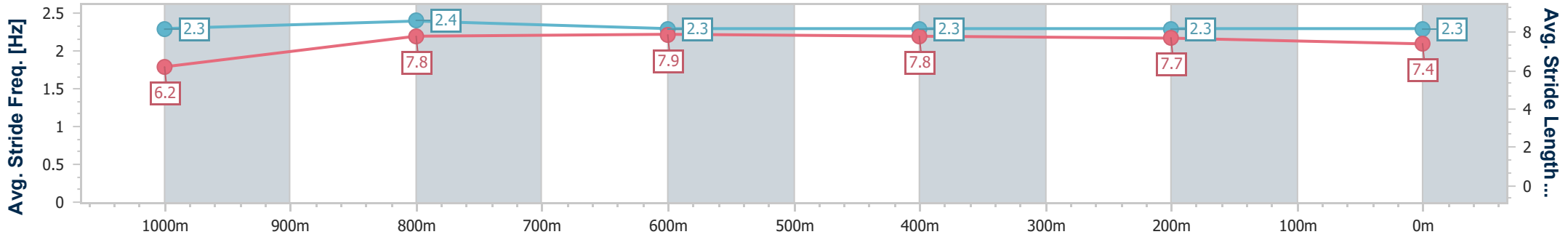
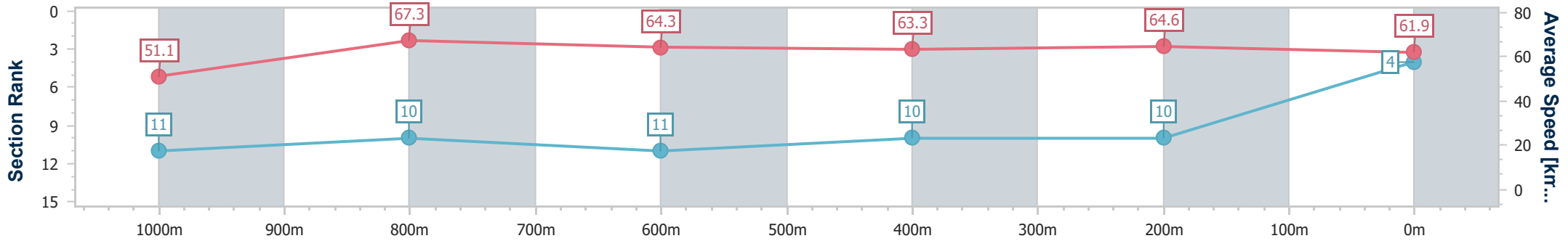


Doomben QLD Professional
Race 3: GIRLS DAY OUT 1 MARCH QTIS Three-Year-Old Fillies
Maiden Plate - 1200m
 22 January 2025 - 14:50
 Track Rating: Good 4, Weather: Fine, Rail Position: +5m Entire



BRISBANE
RACING CLUB

Section	Overall	1000m	800m	600m	400m	200m
Section Times	1:10.38 [4] (0:14.08)	0:56.30 [11] (0:10.74)	0:45.56 [10] (0:11.31)	0:34.25 [11] (0:11.45)	0:22.80 [10] (0:11.16)	0:11.64 [10] (0:11.64)
Average Speed [km/h]	51.1	67.3	64.3	63.3	64.6	61.9
Top Speed [km/h]	66.8	67.9	65.7	64.2	65.7	64.7
Avg. Dist. to Rail [m]	5.5	1.8	1.6	1.2	2.7	3.3
Avg. Stride Freq. [Hz]	2.3	2.4	2.3	2.3	2.3	2.3
Avg. Stride Length [m]	6.2	7.8	7.9	7.8	7.7	7.4



- [] Ranking at each section and finish
- .-.- No data available at this section
- NA No data available



Horse/Jockey Name	Flash Drive
Final Rank	5
Fastest Section Time (Section)	0:10.65 (1000m)
Top Speed [km/h] (Section)	70.4 (1000m)
Race State	Finished

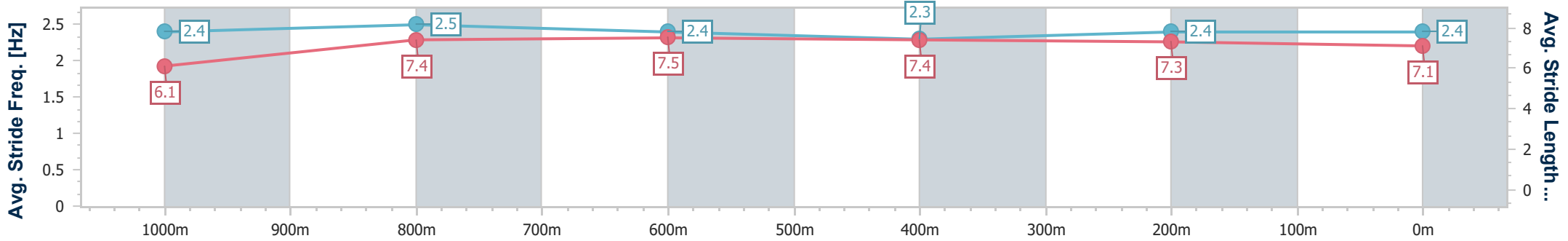
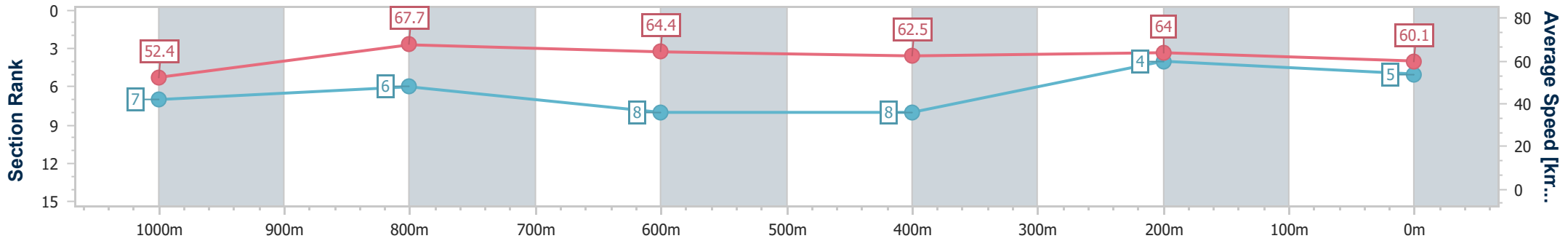


Doomben QLD Professional
Race 3: GIRLS DAY OUT 1 MARCH QTIS Three-Year-Old Fillies
Maiden Plate - 1200m
 22 January 2025 - 14:50
 Track Rating: Good 4, Weather: Fine, Rail Position: +5m Entire



BRISBANE
RACING CLUB

Section	Overall	1000m	800m	600m	400m	200m
Section Times	1:10.50 [5] (0:13.75)	0:56.75 [7] (0:10.65)	0:46.10 [6] (0:11.28)	0:34.82 [8] (0:11.60)	0:23.22 [8] (0:11.23)	0:11.99 [4] (0:11.99)
Average Speed [km/h]	52.4	67.7	64.4	62.5	64.0	60.1
Top Speed [km/h]	70.4	70.4	65.0	63.5	65.9	62.5
Avg. Dist. to Rail [m]	4.7	1.2	1.7	0.7	1.1	0.3
Avg. Stride Freq. [Hz]	2.4	2.5	2.4	2.3	2.4	2.4
Avg. Stride Length [m]	6.1	7.4	7.5	7.4	7.3	7.1



- [] Ranking at each section and finish
- .-.- No data available at this section
- NA No data available



Horse/Jockey Name	Valley Of Owls
Final Rank	6
Fastest Section Time (Section)	0:10.69 (1000m)
Top Speed [km/h] (Section)	69.8 (1000m)
Race State	Finished

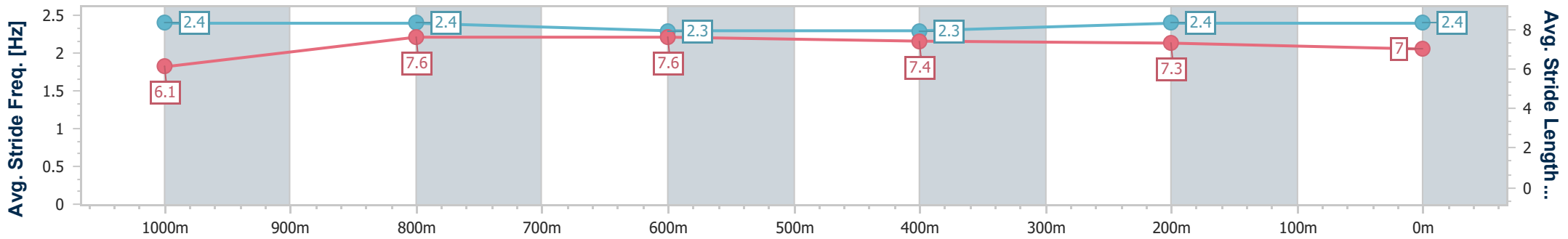
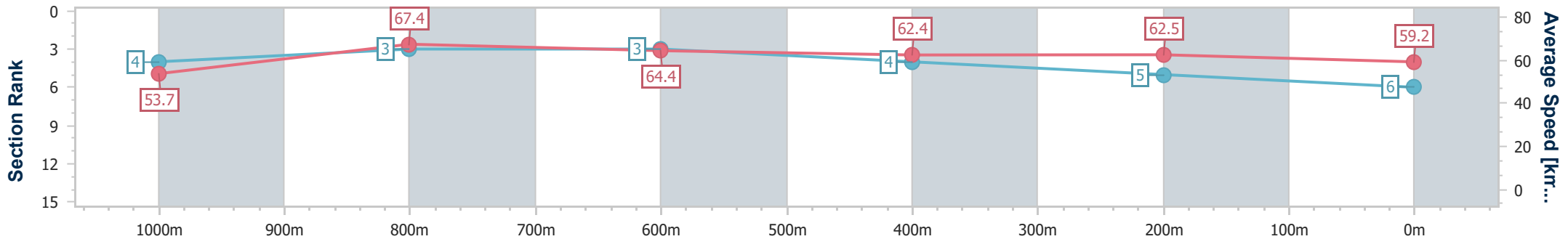


Doomben QLD Professional
Race 3: GIRLS DAY OUT 1 MARCH QTIS Three-Year-Old Fillies
Maiden Plate - 1200m
 22 January 2025 - 14:50
 Track Rating: Good 4, Weather: Fine, Rail Position: +5m Entire



BRISBANE
RACING CLUB

Section	Overall	1000m	800m	600m	400m	200m
Section Times	1:10.67 [6] (0:13.45)	0:57.22 [4] (0:10.69)	0:46.53 [3] (0:11.27)	0:35.26 [3] (0:11.58)	0:23.68 [4] (0:11.53)	0:12.15 [5] (0:12.15)
Average Speed [km/h]	53.7	67.4	64.4	62.4	62.5	59.2
Top Speed [km/h]	69.7	69.8	65.3	63.7	63.0	62.4
Avg. Dist. to Rail [m]	2.5	1.1	1.5	1.1	1.0	1.5
Avg. Stride Freq. [Hz]	2.4	2.4	2.3	2.3	2.4	2.4
Avg. Stride Length [m]	6.1	7.6	7.6	7.4	7.3	7.0



- [] Ranking at each section and finish
- .-.- No data available at this section
- NA No data available



Horse/Jockey Name	Tiye
Final Rank	7
Fastest Section Time (Section)	0:10.89 (1000m)
Top Speed [km/h] (Section)	69.3 (Overall)
Race State	Finished

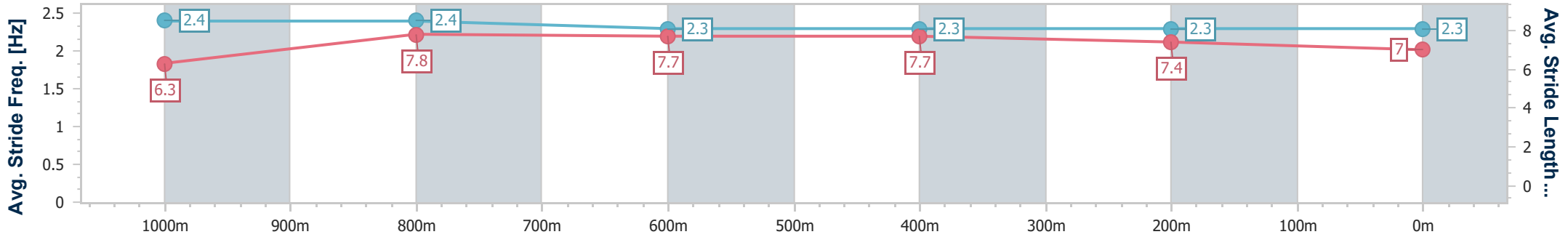
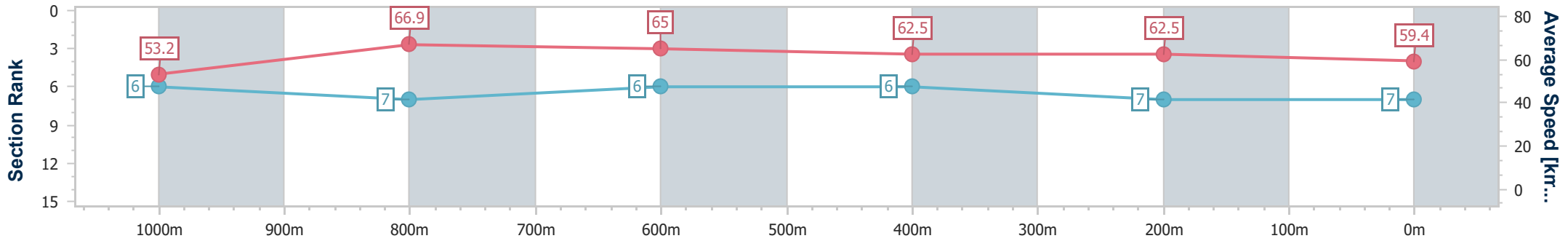


Doomben QLD Professional
Race 3: GIRLS DAY OUT 1 MARCH QTIS Three-Year-Old Fillies
Maiden Plate - 1200m
 22 January 2025 - 14:50
 Track Rating: Good 4, Weather: Fine, Rail Position: +5m Entire



BRISBANE
RACING CLUB

Section	Overall	1000m	800m	600m	400m	200m
Section Times	1:10.79 [7] (0:13.52)	0:57.27 [6] (0:10.89)	0:46.38 [7] (0:11.20)	0:35.18 [6] (0:11.52)	0:23.66 [6] (0:11.53)	0:12.13 [7] (0:12.13)
Average Speed [km/h]	53.2	66.9	65.0	62.5	62.5	59.4
Top Speed [km/h]	69.3	68.8	66.3	63.5	63.3	62.0
Avg. Dist. to Rail [m]	7.6	4.4	2.1	0.5	0.7	2.0
Avg. Stride Freq. [Hz]	2.4	2.4	2.3	2.3	2.3	2.3
Avg. Stride Length [m]	6.3	7.8	7.7	7.7	7.4	7.0



- [] Ranking at each section and finish
- .-.- No data available at this section
- NA No data available



Horse/Jockey Name	Castelvetrano
Final Rank	8
Fastest Section Time (Section)	0:10.73 (1000m)
Top Speed [km/h] (Section)	68.6 (1000m)
Race State	Finished

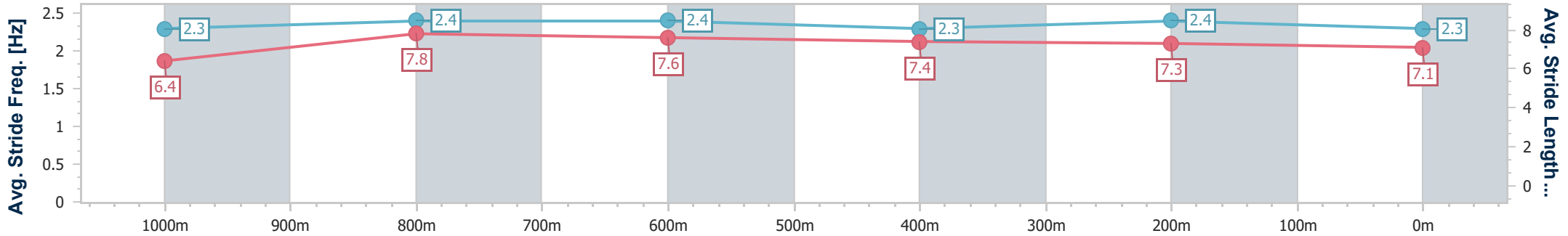
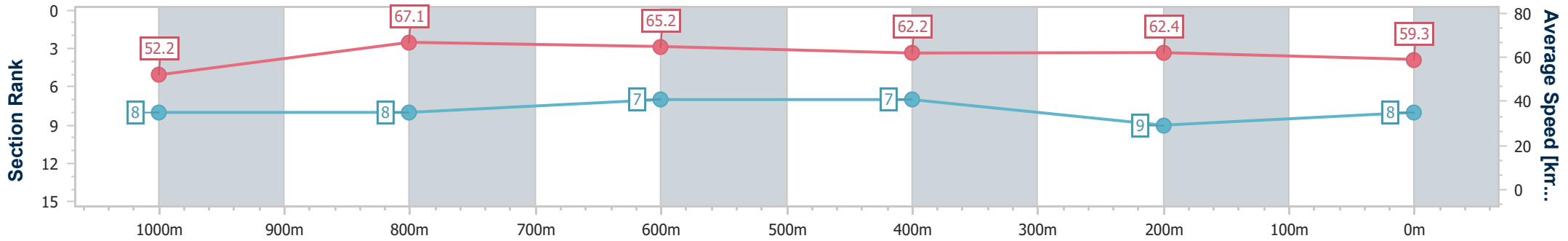


Doomben QLD Professional
Race 3: GIRLS DAY OUT 1 MARCH QTIS Three-Year-Old Fillies
Maiden Plate - 1200m
 22 January 2025 - 14:50
 Track Rating: Good 4, Weather: Fine, Rail Position: +5m Entire



BRISBANE
RACING CLUB

Section	Overall	1000m	800m	600m	400m	200m
Section Times	1:10.83 [8] (0:13.82)	0:57.01 [8] (0:10.73)	0:46.28 [8] (0:11.09)	0:35.19 [7] (0:11.56)	0:23.63 [7] (0:11.52)	0:12.11 [9] (0:12.11)
Average Speed [km/h]	52.2	67.1	65.2	62.2	62.4	59.3
Top Speed [km/h]	68.4	68.6	65.6	63.8	63.4	62.1
Avg. Dist. to Rail [m]	1.4	0.9	0.4	0.2	0.4	0.6
Avg. Stride Freq. [Hz]	2.3	2.4	2.4	2.3	2.4	2.3
Avg. Stride Length [m]	6.4	7.8	7.6	7.4	7.3	7.1



- [] Ranking at each section and finish
- .-.- No data available at this section
- NA No data available



Horse/Jockey Name	Divine Di
Final Rank	9
Fastest Section Time (Section)	0:10.80 (1000m)
Top Speed [km/h] (Section)	67.5 (1000m)
Race State	Finished

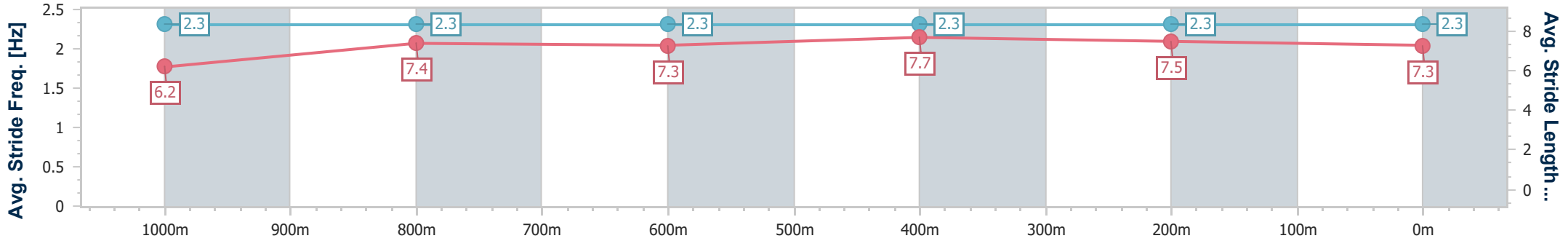
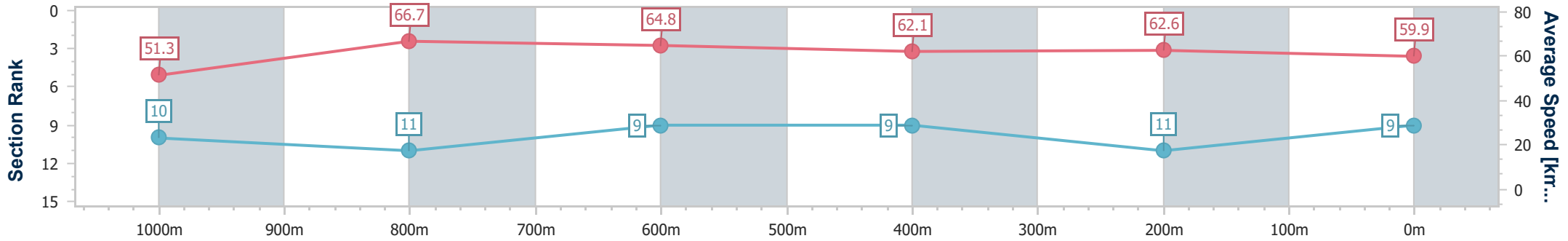


Doomben QLD Professional
Race 3: GIRLS DAY OUT 1 MARCH QTIS Three-Year-Old Fillies
Maiden Plate - 1200m
 22 January 2025 - 14:50
 Track Rating: Good 4, Weather: Fine, Rail Position: +5m Entire



BRISBANE
 RACING CLUB

Section	Overall	1000m	800m	600m	400m	200m
Section Times	1:10.98 [9] (0:14.05)	0:56.93 [10] (0:10.80)	0:46.13 [11] (0:11.04)	0:35.09 [9] (0:11.55)	0:23.54 [9] (0:11.49)	0:12.05 [11] (0:12.05)
Average Speed [km/h]	51.3	66.7	64.8	62.1	62.6	59.9
Top Speed [km/h]	67.5	67.5	65.4	63.9	64.1	62.1
Avg. Dist. to Rail [m]	0.4	0.4	1.5	0.8	3.1	7.0
Avg. Stride Freq. [Hz]	2.3	2.3	2.3	2.3	2.3	2.3
Avg. Stride Length [m]	6.2	7.4	7.3	7.7	7.5	7.3



- [] Ranking at each section and finish
- .-.- No data available at this section
- NA No data available



Horse/Jockey Name	Copenhagen Cat
Final Rank	10
Fastest Section Time (Section)	0:10.36 (1000m)
Top Speed [km/h] (Section)	70.8 (Overall)
Race State	Finished

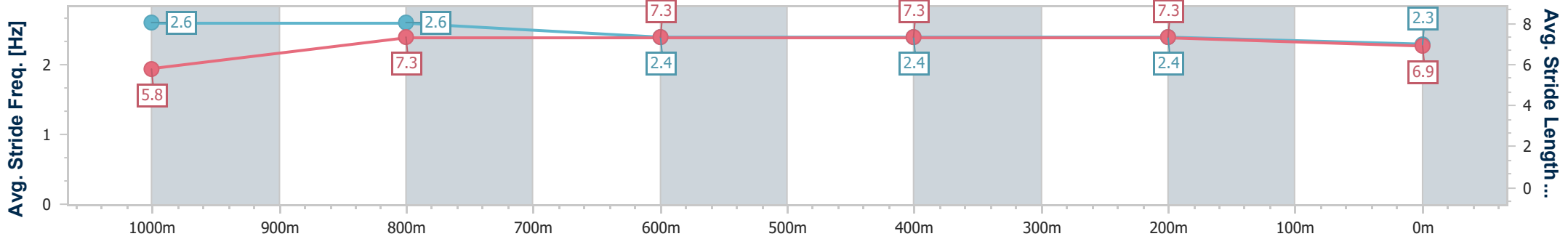
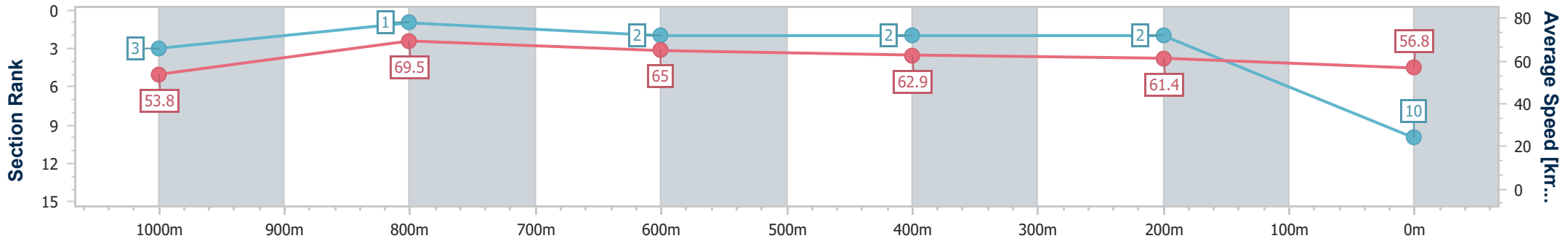


Doomben QLD Professional
Race 3: GIRLS DAY OUT 1 MARCH QTIS Three-Year-Old Fillies
Maiden Plate - 1200m
 22 January 2025 - 14:50
 Track Rating: Good 4, Weather: Fine, Rail Position: +5m Entire



BRISBANE
RACING CLUB

Section	Overall	1000m	800m	600m	400m	200m
Section Times	1:11.03 [10] (0:13.45)	0:57.58 [3] (0:10.36)	0:47.22 [1] (0:11.29)	0:35.93 [2] (0:11.53)	0:24.40 [2] (0:11.74)	0:12.66 [2] (0:12.66)
Average Speed [km/h]	53.8	69.5	65.0	62.9	61.4	56.8
Top Speed [km/h]	70.8	70.3	67.4	64.0	62.9	60.4
Avg. Dist. to Rail [m]	7.8	2.8	3.0	1.7	0.4	0.6
Avg. Stride Freq. [Hz]	2.6	2.6	2.4	2.4	2.4	2.3
Avg. Stride Length [m]	5.8	7.3	7.3	7.3	7.3	6.9



- [] Ranking at each section and finish
- .-.- No data available at this section
- NA No data available



Horse/Jockey Name	Suspicious Love
Final Rank	11
Fastest Section Time (Section)	0:10.85 (1000m)
Top Speed [km/h] (Section)	70.8 (Overall)
Race State	Finished

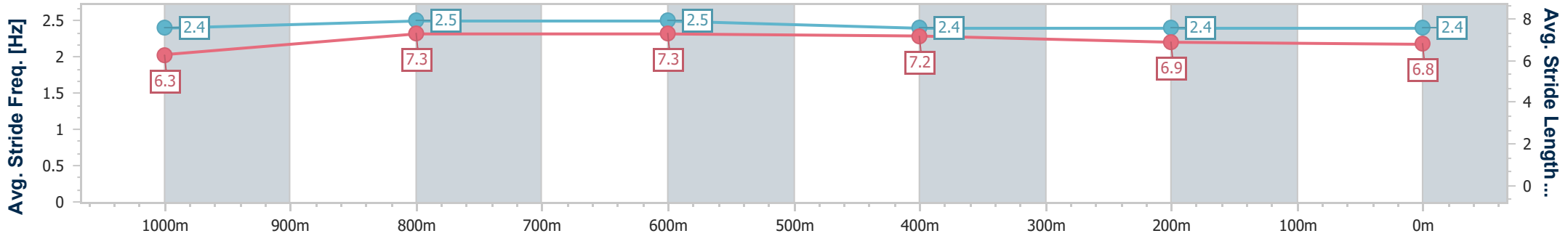
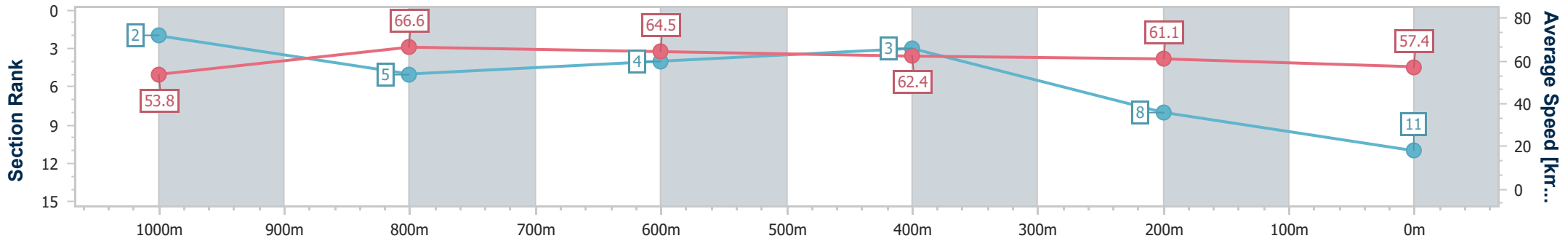


Doomben QLD Professional
Race 3: GIRLS DAY OUT 1 MARCH QTIS Three-Year-Old Fillies
Maiden Plate - 1200m
 22 January 2025 - 14:50
 Track Rating: Good 4, Weather: Fine, Rail Position: +5m Entire



BRISBANE
RACING CLUB

Section	Overall	1000m	800m	600m	400m	200m
Section Times	1:11.22 [11] (0:13.38)	0:57.84 [2] (0:10.85)	0:46.99 [5] (0:11.26)	0:35.73 [4] (0:11.44)	0:24.29 [3] (0:11.75)	0:12.54 [8] (0:12.54)
Average Speed [km/h]	53.8	66.6	64.5	62.4	61.1	57.4
Top Speed [km/h]	70.8	70.7	65.4	63.3	62.7	60.1
Avg. Dist. to Rail [m]	5.9	2.6	1.0	1.0	0.8	1.1
Avg. Stride Freq. [Hz]	2.4	2.5	2.5	2.4	2.4	2.4
Avg. Stride Length [m]	6.3	7.3	7.3	7.2	6.9	6.8



- [] Ranking at each section and finish
- .-.- No data available at this section
- NA No data available



Horse/Jockey Name	Miss Graysea
Final Rank	12
Fastest Section Time (Section)	0:10.71 (1000m)
Top Speed [km/h] (Section)	67.9 (1000m)
Race State	Finished

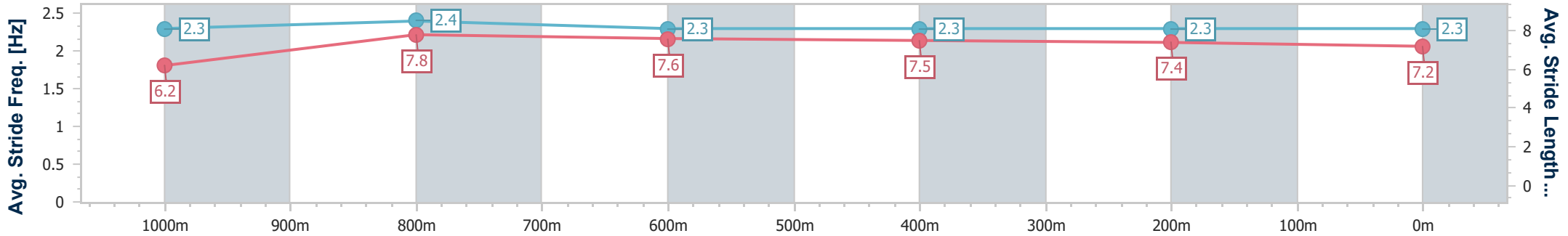
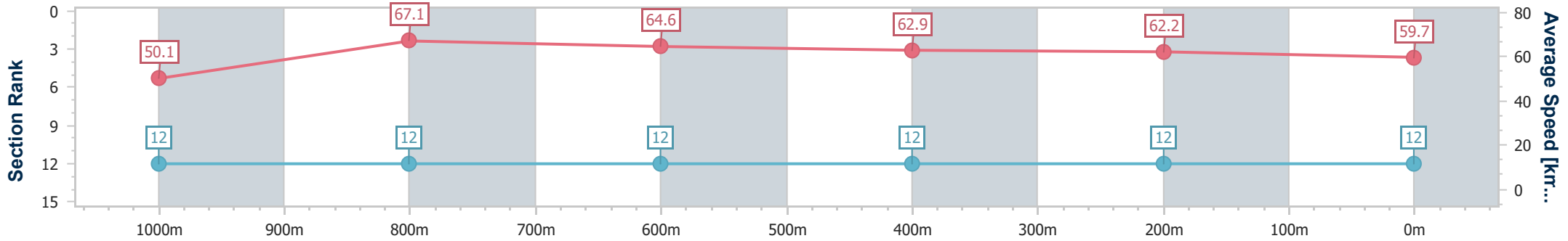


Doomben QLD Professional
Race 3: GIRLS DAY OUT 1 MARCH QTIS Three-Year-Old Fillies
Maiden Plate - 1200m
 22 January 2025 - 14:50
 Track Rating: Good 4, Weather: Fine, Rail Position: +5m Entire



BRISBANE
RACING CLUB

Section	Overall	1000m	800m	600m	400m	200m
Section Times	1:11.34 [12] (0:14.45)	0:56.89 [12] (0:10.71)	0:46.18 [12] (0:11.10)	0:35.08 [12] (0:11.44)	0:23.64 [12] (0:11.59)	0:12.05 [12] (0:12.05)
Average Speed [km/h]	50.1	67.1	64.6	62.9	62.2	59.7
Top Speed [km/h]	67.7	67.9	65.2	64.0	62.8	61.8
Avg. Dist. to Rail [m]	5.8	0.4	0.3	0.1	0.5	1.8
Avg. Stride Freq. [Hz]	2.3	2.4	2.3	2.3	2.3	2.3
Avg. Stride Length [m]	6.2	7.8	7.6	7.5	7.4	7.2



- [] Ranking at each section and finish
- .-.- No data available at this section
- NA No data available



Doomben QLD Professional

Race 4: SKY RACING Maiden Plate - 1350m

22 January 2025 - 15:24



BRISBANE
RACING CLUB

Track Rating: Good 4, Weather: Fine, Rail Position: +5m Entire

Section		Field Times										Last 600m
		Overall	1200m	1000m	800m	600m	400m					
		1:19.78 (0:11.05)	1:08.73 (0:10.86)	0:57.87 (0:11.12)	0:46.75 (0:11.63)	0:35.12 (0:11.87)	0:23.25 (0:11.22)	0:35.12				
Rank	TAB Horse/Jockey	Barrier	Top Speed [km/h]	Fastest Section								Distance Travelled [m]
1	6 HEADHUNTER Jasper Franklin	3	66.7 1200m	0:11.06 400m	1:19.78 [1] (0:11.15)	1:08.63 [2] (0:11.08)	0:57.55 [3] (0:11.19)	0:46.36 [3] (0:11.54)	0:34.82 [4] (0:11.73)	0:23.09 [4] (0:11.06)	0:34.82	
2	12 POSSIBILITIES Michael Cahill	5	65.5 800m	0:11.14 1200m	1:19.83 [2] (0:11.40)	1:08.43 [5] (0:11.14)	0:57.29 [7] (0:11.25)	0:46.04 [6] (0:11.46)	0:34.58 [7] (0:11.70)	0:22.88 [7] (0:11.22)	0:34.58 -2	
3	3 RHUVAAL Justin Stanley	9	67.2 1200m	0:10.86 1200m	1:20.06 [3] (0:11.05)	1:09.01 [1] (0:10.86)	0:58.15 [1] (0:11.12)	0:47.03 [1] (0:11.63)	0:35.40 [1] (0:11.87)	0:23.53 [1] (0:11.42)	0:35.40 -4	
4	4 SHABOOH SHALAA Angela Jones	7	65.6 400m	0:11.13 400m	1:20.21 [4] (0:11.47)	1:08.74 [8] (0:11.29)	0:57.45 [8] (0:11.35)	0:46.10 [8] (0:11.40)	0:34.70 [10] (0:11.61)	0:23.09 [8] (0:11.13)	0:34.70 -2	
5	5 SHADOW CRUISER Michael Rodd	2	67.5 1200m	0:11.03 1200m	1:20.89 [5] (0:11.43)	1:09.46 [7] (0:11.03)	0:58.43 [6] (0:11.33)	0:47.10 [7] (0:11.34)	0:35.76 [6] (0:11.65)	0:24.11 [5] (0:11.26)	0:35.76 +4	
6	1 BRING ME SAKI Dale Smith	4	66.3 1200m	0:11.06 1200m	1:21.01 [6] (0:11.19)	1:09.82 [4] (0:11.06)	0:58.76 [4] (0:11.18)	0:47.58 [4] (0:11.50)	0:36.08 [3] (0:11.67)	0:24.41 [2] (0:11.63)	0:36.08 -3	
7	7 MURMURS James Orman	8	66.1 1200m	0:11.06 1200m	1:21.05 [7] (0:11.85)	1:09.20 [9] (0:11.06)	0:58.14 [9] (0:11.27)	0:46.87 [9] (0:11.32)	0:35.55 [8] (0:11.66)	0:23.89 [9] (0:11.63)	0:35.55 +0	
8	11 LIL' BIT VAIG Courtney Bellamy	1	65.4 1200m	0:11.17 Overall	1:21.08 [8] (0:11.17)	1:09.91 [3] (0:11.20)	0:58.71 [5] (0:11.23)	0:47.48 [5] (0:11.53)	0:35.95 [5] (0:11.80)	0:24.15 [6] (0:11.65)	0:35.95 -4	
9	9 AMAHLE Jason Taylor	6	68.0 1200m	0:10.73 1200m	1:21.44 [9] (0:11.40)	1:10.04 [6] (0:10.73)	0:59.31 [2] (0:11.04)	0:48.27 [2] (0:11.66)	0:36.61 [2] (0:11.79)	0:24.82 [3] (0:11.82)	0:36.61 -2	
10	2 GARTAN Nathan Thomas	10	66.6 1200m	0:11.08 1200m	1:22.24 [10] (0:11.94)	1:10.30 [10] (0:11.08)	0:59.22 [10] (0:11.19)	0:48.03 [10] (0:11.30)	0:36.73 [9] (0:11.79)	0:24.94 [10] (0:11.84)	0:36.73 -4	

Scratched: Effie's Joy (#10), Rock The Sunrise (#8)

[] Ranking at each section and finish
 -:-:- No data available at this section
 NA No data available

SCN Saddle cloth number
 DNF Did not finish
 DNT Did not track



Doomben QLD Professional

Race 4: SKY RACING Maiden Plate - 1350m

22 January 2025 - 15:24



Track Rating: Good 4, Weather: Fine, Rail Position: +5m Entire

Section				200m				Last 600m	
Field Times				0:12.03				0:35.12	
				(0:12.03)					
Rank	TAB	Horse/Jockey	Barrier	Top Speed [km/h]	Fastest Section	Margin			Distance Travelled [m]
1	6	HEADHUNTER Jasper Franklin	3	66.7 1200m	0:11.06 400m	0:12.03 [1] (0:12.03)	1:19.78		0:34.82
2	12	POSSIBILITIES Michael Cahill	5	65.5 800m	0:11.14 1200m	0:11.66 [4] (0:11.66)	0.32L		0:34.58 -2
3	3	RHUVAAL Justin Stanley	9	67.2 1200m	0:10.86 1200m	0:12.11 [2] (0:12.11)	1.68L		0:35.40 -4
4	4	SHABOOH SHALAA Angela Jones	7	65.6 400m	0:11.13 400m	0:11.96 [6] (0:11.96)	2.54L		0:34.70 -2
5	5	SHADOW CRUISER Michael Rodd	2	67.5 1200m	0:11.03 1200m	0:12.85 [3] (0:12.85)	6.54L		0:35.76 +4
6	1	BRING ME SAKI Dale Smith	4	66.3 1200m	0:11.06 1200m	0:12.78 [5] (0:12.78)	7.26L		0:36.08 -3
7	7	MURMURS James Orman	8	66.1 1200m	0:11.06 1200m	0:12.26 [9] (0:12.26)	7.47L		0:35.55 +0
8	11	LIL' BIT VAIG Courtney Bellamy	1	65.4 1200m	0:11.17 Overall	0:12.50 [8] (0:12.50)	7.67L		0:35.95 -4
9	9	AMAHLE Jason Taylor	6	68.0 1200m	0:10.73 1200m	0:13.00 [7] (0:13.00)	9.8L		0:36.61 -2
10	2	GARTAN Nathan Thomas	10	66.6 1200m	0:11.08 1200m	0:13.10 [10] (0:13.10)	14.5L		0:36.73 -4

Scratched: Effie's Joy (#10), Rock The Sunrise (#8)

[] Ranking at each section and finish
 -:-:- No data available at this section
 NA No data available

SCN Saddle cloth number
 DNF Did not finish
 DNT Did not track



Horse/Jockey Name	Headhunter
Final Rank	1
Fastest Section Time (Section)	0:11.06 (400m)
Top Speed [km/h] (Section)	66.7 (1200m)
Race State	Finished

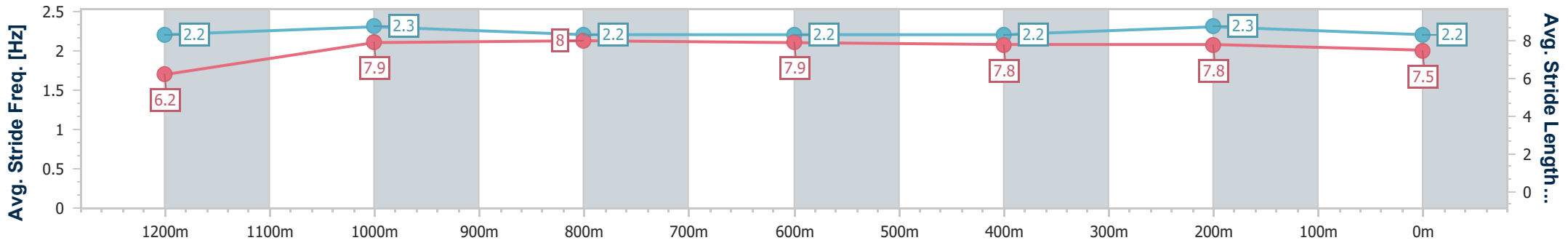
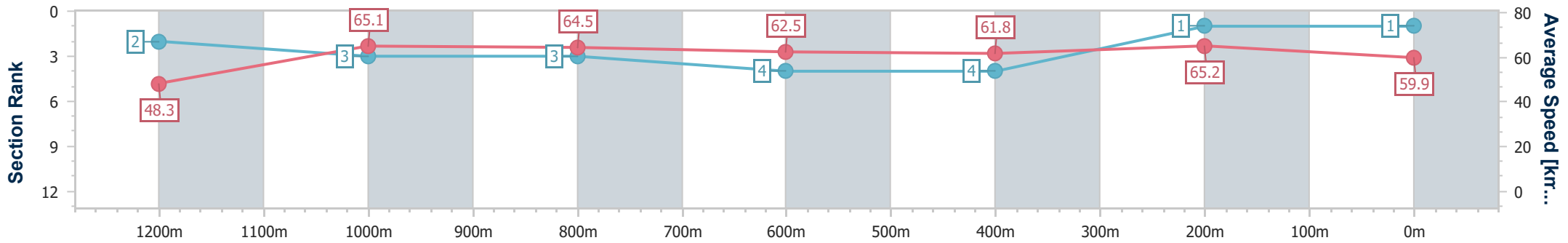


Doomben QLD Professional
Race 4: SKY RACING Maiden Plate - 1350m
 22 January 2025 - 15:24
 Track Rating: Good 4, Weather: Fine, Rail Position: +5m Entire



BRISBANE
RACING CLUB

Section	Overall	1200m	1000m	800m	600m	400m	200m
Section Times	1:19.78 [1] (0:11.15)	1:08.63 [2] (0:11.08)	0:57.55 [3] (0:11.19)	0:46.36 [3] (0:11.54)	0:34.82 [4] (0:11.73)	0:23.09 [4] (0:11.06)	0:12.03 [1] (0:12.03)
Average Speed [km/h]	48.3	65.1	64.5	62.5	61.8	65.2	59.9
Top Speed [km/h]	64.3	66.7	65.0	64.3	65.0	66.0	64.0
Avg. Dist. to Rail [m]	2.1	0.6	1.1	0.9	0.9	1.5	1.7
Avg. Stride Freq. [Hz]	2.2	2.3	2.2	2.2	2.2	2.3	2.2
Avg. Stride Length [m]	6.2	7.9	8.0	7.9	7.8	7.8	7.5



- [] Ranking at each section and finish
- .-.- No data available at this section
- NA No data available



Horse/Jockey Name	Possibilities
Final Rank	2
Fastest Section Time (Section)	0:11.14 (1200m)
Top Speed [km/h] (Section)	65.5 (800m)
Race State	Finished



Doomben QLD Professional

Race 4: SKY RACING Maiden Plate - 1350m

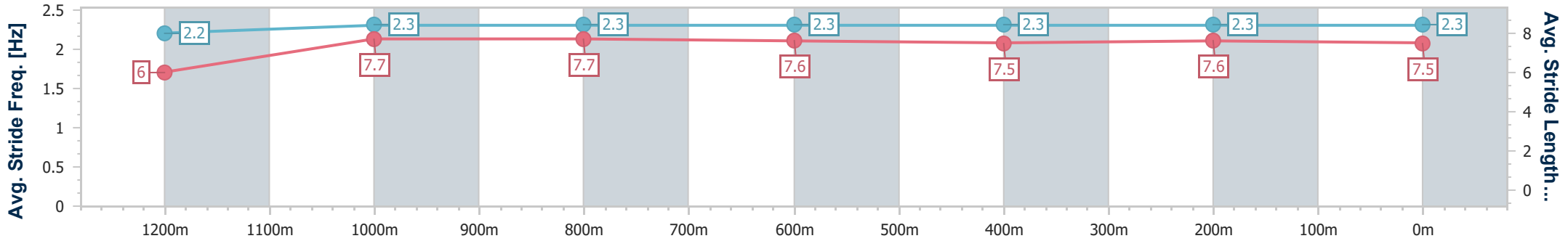
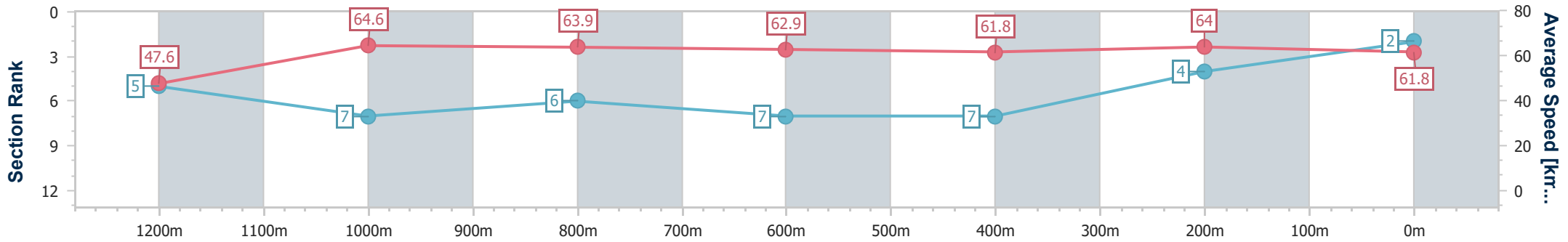
22 January 2025 - 15:24

Track Rating: Good 4, Weather: Fine, Rail Position: +5m Entire



BRISBANE RACING CLUB

Section	Overall	1200m	1000m	800m	600m	400m	200m
Section Times	1:19.83 [2] (0:11.40)	1:08.43 [5] (0:11.14)	0:57.29 [7] (0:11.25)	0:46.04 [6] (0:11.46)	0:34.58 [7] (0:11.70)	0:22.88 [7] (0:11.22)	0:11.66 [4]
Average Speed [km/h]	47.6	64.6	63.9	62.9	61.8	64.0	61.8
Top Speed [km/h]	64.4	65.5	65.1	65.5	63.1	64.9	63.8
Avg. Dist. to Rail [m]	2.0	0.2	0.2	0.8	0.6	0.5	0.7
Avg. Stride Freq. [Hz]	2.2	2.3	2.3	2.3	2.3	2.3	2.3
Avg. Stride Length [m]	6.0	7.7	7.7	7.6	7.5	7.6	7.5



- [] Ranking at each section and finish
- .-.- No data available at this section
- NA No data available



Horse/Jockey Name	Rhuvaal
Final Rank	3
Fastest Section Time (Section)	0:10.86 (1200m)
Top Speed [km/h] (Section)	67.2 (1200m)
Race State	Finished

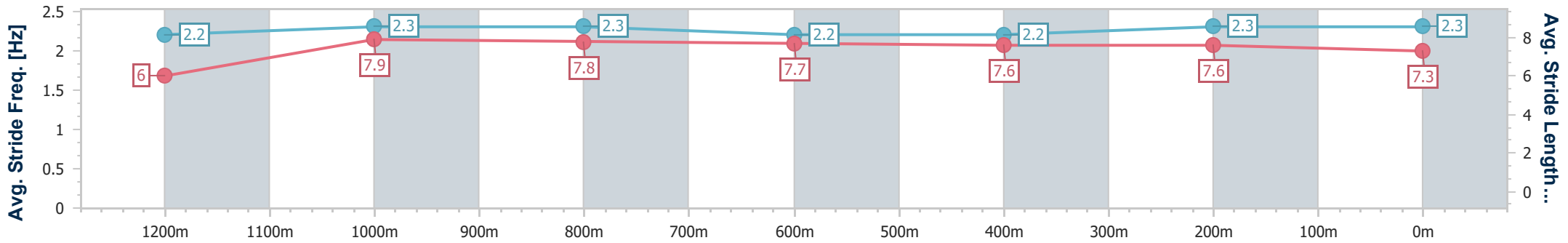
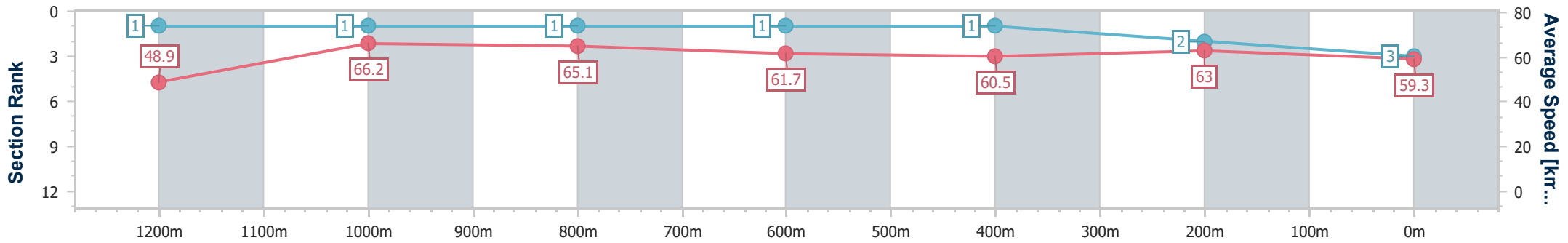


Doomben QLD Professional
Race 4: SKY RACING Maiden Plate - 1350m
 22 January 2025 - 15:24
 Track Rating: Good 4, Weather: Fine, Rail Position: +5m Entire



BRISBANE
RACING CLUB

Section	Overall	1200m	1000m	800m	600m	400m	200m
Section Times	1:20.06 [3] (0:11.05)	1:09.01 [1] (0:10.86)	0:58.15 [1] (0:11.12)	0:47.03 [1] (0:11.63)	0:35.40 [1] (0:11.87)	0:23.53 [1] (0:11.42)	0:12.11 [2] (0:12.11)
Average Speed [km/h]	48.9	66.2	65.1	61.7	60.5	63.0	59.3
Top Speed [km/h]	66.6	67.2	66.0	63.5	61.8	63.8	62.1
Avg. Dist. to Rail [m]	6.4	1.4	0.2	0.4	0.4	1.6	1.3
Avg. Stride Freq. [Hz]	2.2	2.3	2.3	2.2	2.2	2.3	2.3
Avg. Stride Length [m]	6.0	7.9	7.8	7.7	7.6	7.6	7.3



- [] Ranking at each section and finish
- .-.- No data available at this section
- NA No data available



Horse/Jockey Name	Shabooh Shalaa
Final Rank	4
Fastest Section Time (Section)	0:11.13 (400m)
Top Speed [km/h] (Section)	65.6 (400m)
Race State	Finished



Doomben QLD Professional

Race 4: SKY RACING Maiden Plate - 1350m

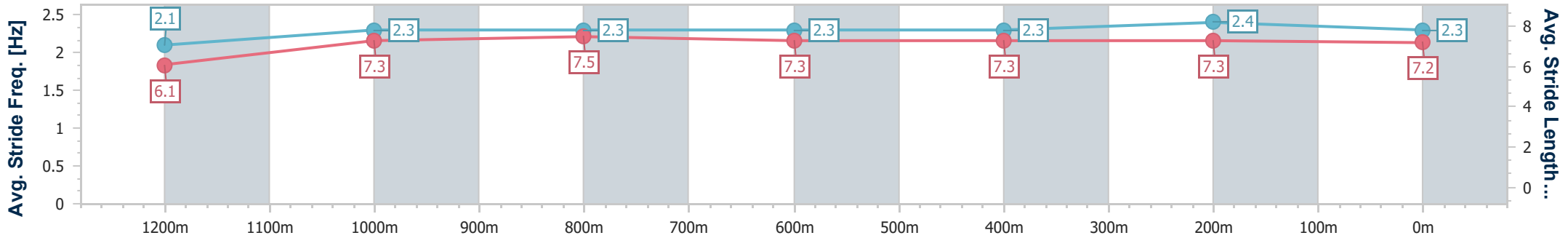
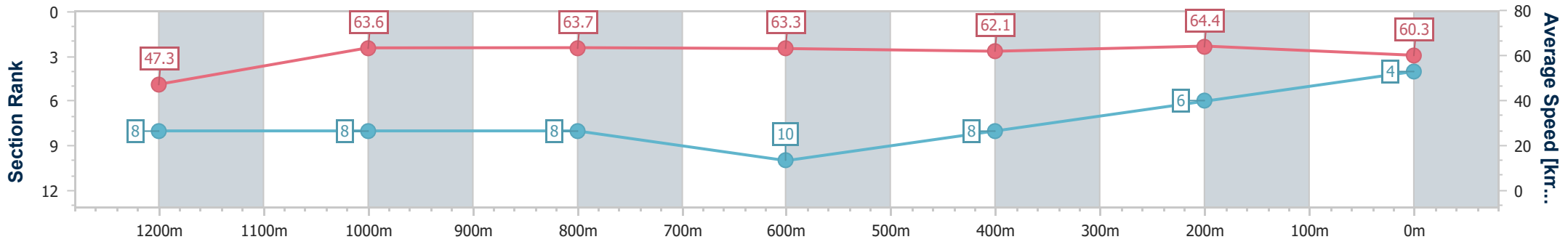
22 January 2025 - 15:24

Track Rating: Good 4, Weather: Fine, Rail Position: +5m Entire



BRISBANE RACING CLUB

Section	Overall	1200m	1000m	800m	600m	400m	200m
Section Times	1:20.21 [4] (0:11.47)	1:08.74 [8] (0:11.29)	0:57.45 [8] (0:11.35)	0:46.10 [8] (0:11.40)	0:34.70 [10] (0:11.61)	0:23.09 [8] (0:11.13)	0:11.96 [6] (0:11.96)
Average Speed [km/h]	47.3	63.6	63.7	63.3	62.1	64.4	60.3
Top Speed [km/h]	63.0	64.9	65.2	64.6	63.7	65.6	63.3
Avg. Dist. to Rail [m]	5.1	1.8	1.7	0.6	0.8	1.5	3.0
Avg. Stride Freq. [Hz]	2.1	2.3	2.3	2.3	2.3	2.4	2.3
Avg. Stride Length [m]	6.1	7.3	7.5	7.3	7.3	7.3	7.2



- [] Ranking at each section and finish
- .-.- No data available at this section
- NA No data available



Horse/Jockey Name	Shadow Cruiser
Final Rank	5
Fastest Section Time (Section)	0:11.03 (1200m)
Top Speed [km/h] (Section)	67.5 (1200m)
Race State	Finished

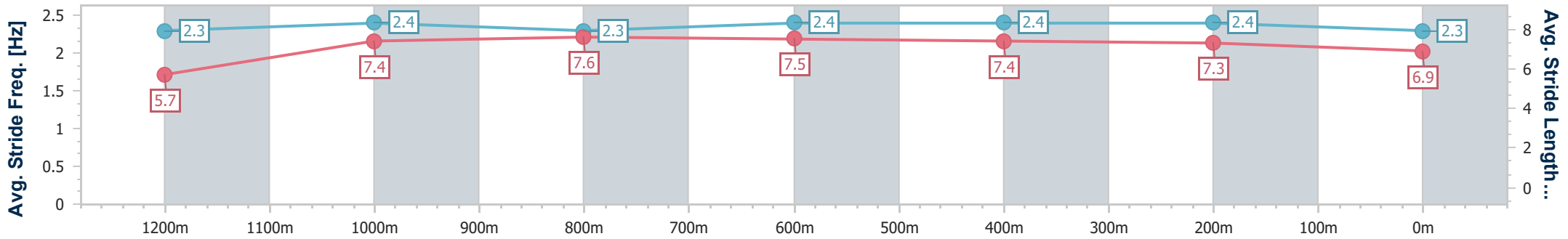
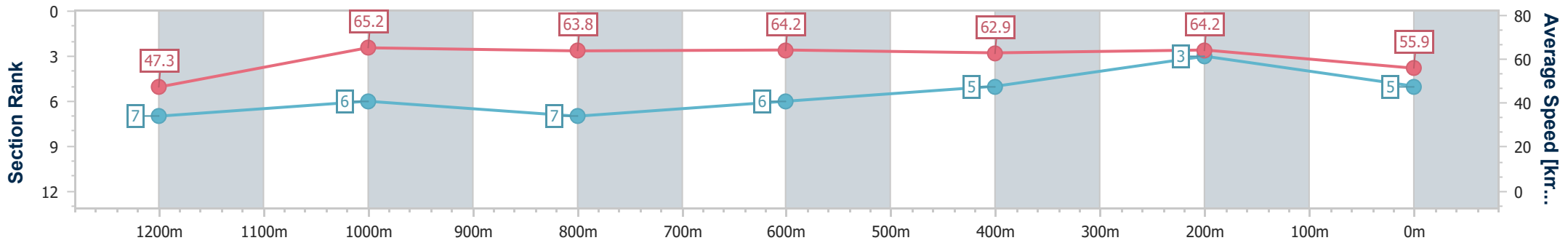


Doomben QLD Professional
Race 4: SKY RACING Maiden Plate - 1350m
 22 January 2025 - 15:24
 Track Rating: Good 4, Weather: Fine, Rail Position: +5m Entire



BRISBANE
RACING CLUB

Section	Overall	1200m	1000m	800m	600m	400m	200m
Section Times	1:20.89 [5] (0:11.43)	1:09.46 [7] (0:11.03)	0:58.43 [6] (0:11.33)	0:47.10 [7] (0:11.34)	0:35.76 [6] (0:11.65)	0:24.11 [5] (0:11.26)	0:12.85 [3] (0:12.85)
Average Speed [km/h]	47.3	65.2	63.8	64.2	62.9	64.2	55.9
Top Speed [km/h]	63.2	67.5	65.0	66.1	65.2	65.7	62.0
Avg. Dist. to Rail [m]	1.8	0.9	1.5	2.4	2.8	2.7	2.7
Avg. Stride Freq. [Hz]	2.3	2.4	2.3	2.4	2.4	2.4	2.3
Avg. Stride Length [m]	5.7	7.4	7.6	7.5	7.4	7.3	6.9



- [] Ranking at each section and finish
- .-.- No data available at this section
- NA No data available



Horse/Jockey Name	Bring Me Saki
Final Rank	6
Fastest Section Time (Section)	0:11.06 (1200m)
Top Speed [km/h] (Section)	66.3 (1200m)
Race State	Finished



Doomben QLD Professional

Race 4: SKY RACING Maiden Plate - 1350m

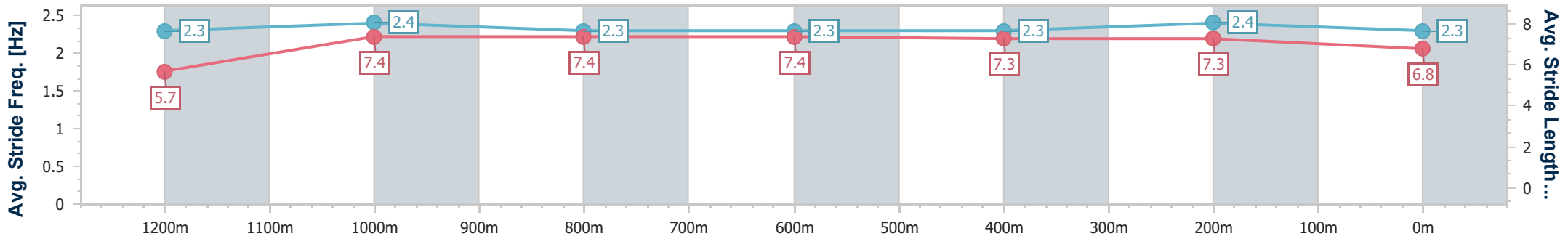
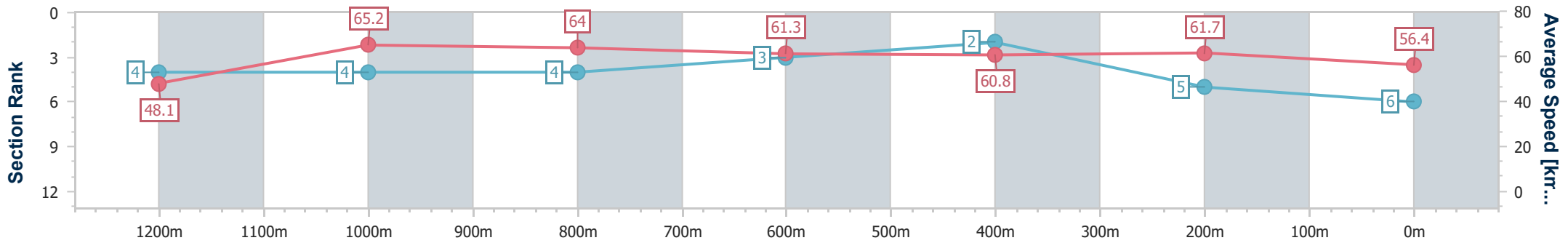
22 January 2025 - 15:24

Track Rating: Good 4, Weather: Fine, Rail Position: +5m Entire



BRISBANE RACING CLUB

Section	Overall	1200m	1000m	800m	600m	400m	200m
Section Times	1:21.01 [6] (0:11.19)	1:09.82 [4] (0:11.06)	0:58.76 [4] (0:11.18)	0:47.58 [4] (0:11.50)	0:36.08 [3] (0:11.67)	0:24.41 [2] (0:11.63)	0:12.78 [5] (0:12.78)
Average Speed [km/h]	48.1	65.2	64.0	61.3	60.8	61.7	56.4
Top Speed [km/h]	65.0	66.3	65.2	62.0	61.2	62.5	59.9
Avg. Dist. to Rail [m]	3.2	0.5	1.5	3.8	2.9	1.9	0.6
Avg. Stride Freq. [Hz]	2.3	2.4	2.3	2.3	2.3	2.4	2.3
Avg. Stride Length [m]	5.7	7.4	7.4	7.4	7.3	7.3	6.8



- [] Ranking at each section and finish
- .-.- No data available at this section
- NA No data available



Horse/Jockey Name	Murmurs
Final Rank	7
Fastest Section Time (Section)	0:11.06 (1200m)
Top Speed [km/h] (Section)	66.1 (1200m)
Race State	Finished

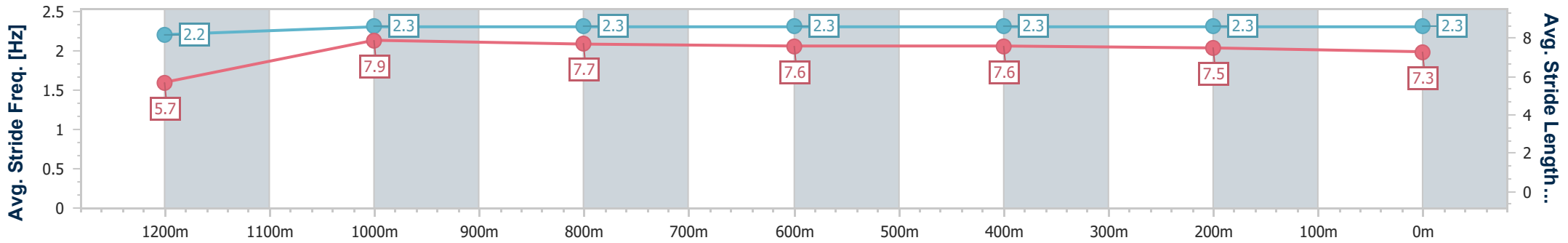
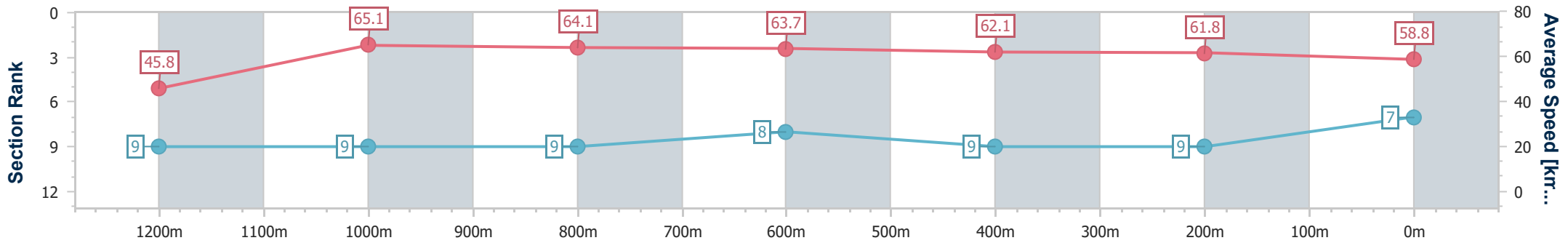


Doomben QLD Professional
Race 4: SKY RACING Maiden Plate - 1350m
 22 January 2025 - 15:24
 Track Rating: Good 4, Weather: Fine, Rail Position: +5m Entire



BRISBANE
RACING CLUB

Section	Overall	1200m	1000m	800m	600m	400m	200m
Section Times	1:21.05 [7] (0:11.85)	1:09.20 [9] (0:11.06)	0:58.14 [9] (0:11.27)	0:46.87 [9] (0:11.32)	0:35.55 [8] (0:11.66)	0:23.89 [9] (0:11.63)	0:12.26 [9] (0:12.26)
Average Speed [km/h]	45.8	65.1	64.1	63.7	62.1	61.8	58.8
Top Speed [km/h]	65.2	66.1	65.4	65.6	63.1	62.8	61.3
Avg. Dist. to Rail [m]	5.0	0.8	0.8	0.5	0.9	1.3	4.1
Avg. Stride Freq. [Hz]	2.2	2.3	2.3	2.3	2.3	2.3	2.3
Avg. Stride Length [m]	5.7	7.9	7.7	7.6	7.6	7.5	7.3



- [] Ranking at each section and finish
- .-.- No data available at this section
- NA No data available



Horse/Jockey Name	Lil' Bit Vaig
Final Rank	8
Fastest Section Time (Section)	0:11.17 (Overall)
Top Speed [km/h] (Section)	65.4 (1200m)
Race State	Finished



Doomben QLD Professional

Race 4: SKY RACING Maiden Plate - 1350m

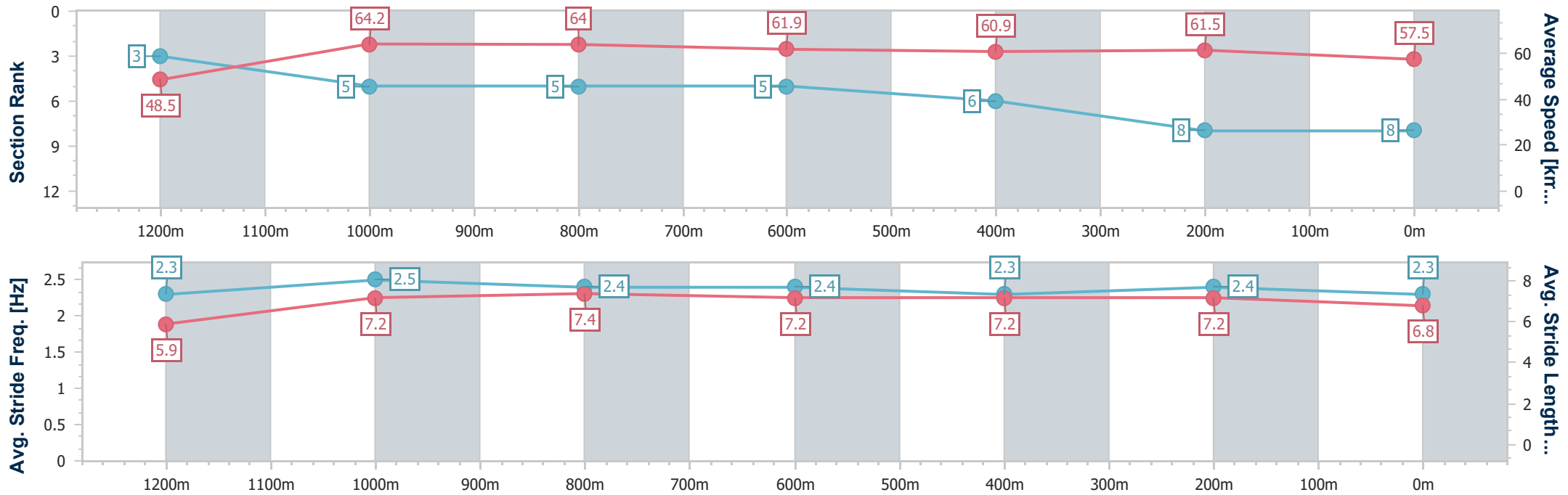
22 January 2025 - 15:24

Track Rating: Good 4, Weather: Fine, Rail Position: +5m Entire



BRISBANE RACING CLUB

Section	Overall	1200m	1000m	800m	600m	400m	200m
Section Times	1:21.08 [8] (0:11.17)	1:09.91 [3] (0:11.20)	0:58.71 [5] (0:11.23)	0:47.48 [5] (0:11.53)	0:35.95 [5] (0:11.80)	0:24.15 [6] (0:11.65)	0:12.50 [8] (0:12.50)
Average Speed [km/h]	48.5	64.2	64.0	61.9	60.9	61.5	57.5
Top Speed [km/h]	64.4	65.4	65.0	64.4	61.9	62.9	59.7
Avg. Dist. to Rail [m]	0.6	1.3	1.1	1.1	1.2	1.7	1.5
Avg. Stride Freq. [Hz]	2.3	2.5	2.4	2.4	2.3	2.4	2.3
Avg. Stride Length [m]	5.9	7.2	7.4	7.2	7.2	7.2	6.8



- [] Ranking at each section and finish
- .-.- No data available at this section
- NA No data available



Horse/Jockey Name	Amahle
Final Rank	9
Fastest Section Time (Section)	0:10.73 (1200m)
Top Speed [km/h] (Section)	68.0 (1200m)
Race State	Finished

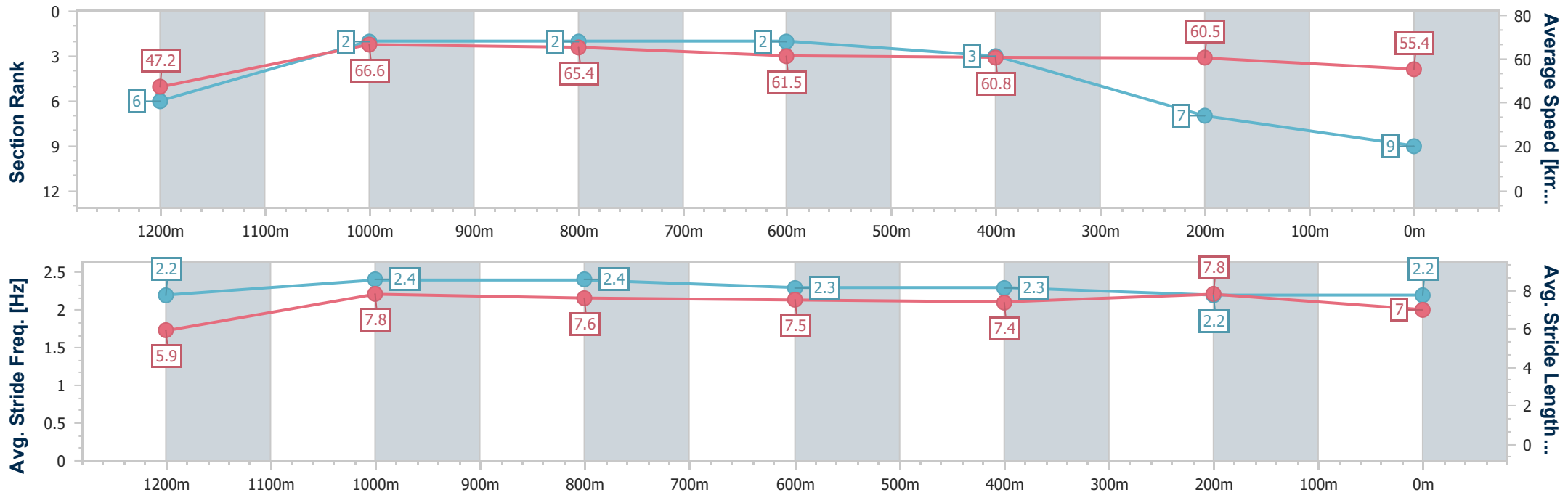


Doomben QLD Professional
Race 4: SKY RACING Maiden Plate - 1350m
 22 January 2025 - 15:24
 Track Rating: Good 4, Weather: Fine, Rail Position: +5m Entire



BRISBANE
RACING CLUB

Section	Overall	1200m	1000m	800m	600m	400m	200m
Section Times	1:21.44 [9] (0:11.40)	1:10.04 [6] (0:10.73)	0:59.31 [2] (0:11.04)	0:48.27 [2] (0:11.66)	0:36.61 [2] (0:11.79)	0:24.82 [3] (0:11.82)	0:13.00 [7] (0:13.00)
Average Speed [km/h]	47.2	66.6	65.4	61.5	60.8	60.5	55.4
Top Speed [km/h]	66.6	68.0	67.3	63.1	61.7	61.8	58.8
Avg. Dist. to Rail [m]	3.1	1.3	0.7	0.4	1.1	1.3	0.7
Avg. Stride Freq. [Hz]	2.2	2.4	2.4	2.3	2.3	2.2	2.2
Avg. Stride Length [m]	5.9	7.8	7.6	7.5	7.4	7.8	7.0



- [] Ranking at each section and finish
- .-.- No data available at this section
- NA No data available



Horse/Jockey Name	Gartan
Final Rank	10
Fastest Section Time (Section)	0:11.08 (1200m)
Top Speed [km/h] (Section)	66.6 (1200m)
Race State	Finished

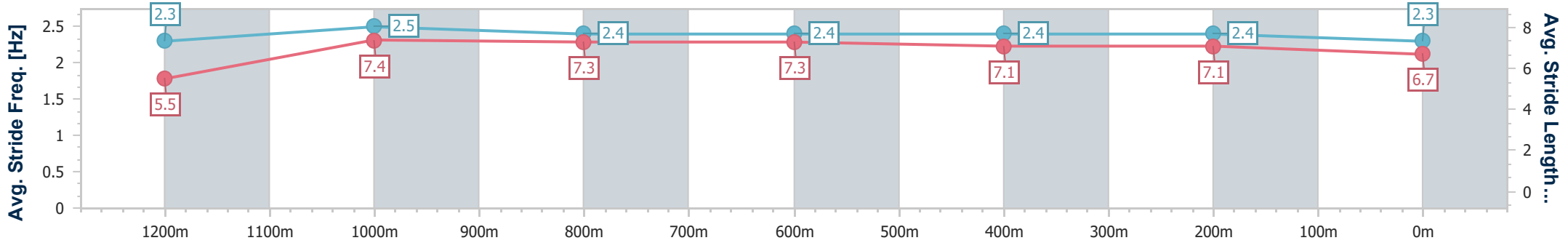
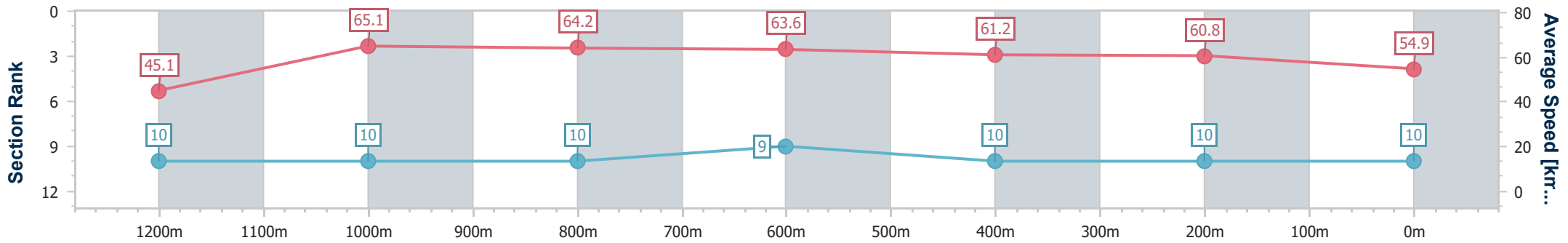


Doomben QLD Professional
Race 4: SKY RACING Maiden Plate - 1350m
 22 January 2025 - 15:24
 Track Rating: Good 4, Weather: Fine, Rail Position: +5m Entire



BRISBANE
RACING CLUB

Section	Overall	1200m	1000m	800m	600m	400m	200m
Section Times	1:22.24 [10] (0:11.94)	1:10.30 [10] (0:11.08)	0:59.22 [10] (0:11.19)	0:48.03 [10] (0:11.30)	0:36.73 [9] (0:11.79)	0:24.94 [10] (0:11.84)	0:13.10 [10] (0:13.10)
Average Speed [km/h]	45.1	65.1	64.2	63.6	61.2	60.8	54.9
Top Speed [km/h]	63.5	66.6	64.6	64.3	62.4	62.1	59.2
Avg. Dist. to Rail [m]	4.9	0.6	0.7	0.5	0.3	1.0	1.0
Avg. Stride Freq. [Hz]	2.3	2.5	2.4	2.4	2.4	2.4	2.3
Avg. Stride Length [m]	5.5	7.4	7.3	7.3	7.1	7.1	6.7



- [] Ranking at each section and finish
- .-.- No data available at this section
- NA No data available



Doomben QLD Professional

Race 5: GALLOPERS SPORTS CLUB RATINGS BAND 0 - 65 Handicap - 1630m

22 January 2025 - 16:00



BRISBANE
RACING CLUB

Track Rating: Good 4, Weather: Fine, Rail Position: +5m Entire

Section														
Field Times	Overall	1400m	1200m	1000m	800m	600m	400m	Last 600m						
	1:37.73 (0:15.60)	1:22.13 (0:11.00)	1:11.13 (0:11.52)	0:59.61 (0:12.18)	0:47.43 (0:12.18)	0:35.25 (0:11.73)	0:23.52 (0:11.52)	0:35.25						
Rank	TAB	Horse/Jockey	Barrier	Top Speed [km/h]	Fastest Section								Distance Travelled [m]	
1	8	ARCHER'S GAME Bailey Wheeler	4	66.6	0:11.21	1:37.73 [1] (0:15.76)	1:21.97 [3] (0:11.26)	1:10.71 [5] (0:11.63)	0:59.08 [5] (0:12.32)	0:46.76 [5] (0:11.97)	0:34.79 [4] (0:11.61)	0:23.18 [5] (0:11.21)	0:34.79	
2	1	SHADOW POWER Cody Collis	5	65.0	0:11.10	1:37.83 [2] (0:16.28)	1:21.55 [9] (0:11.10)	1:10.45 [8] (0:11.57)	0:58.88 [8] (0:12.44)	0:46.44 [8] (0:11.81)	0:34.63 [8] (0:11.59)	0:23.04 [8] (0:11.40)	0:34.63	-5
3	9	GODZILLA Angela Jones	2	65.3	0:11.18	1:37.85 [3] (0:16.00)	1:21.85 [8] (0:11.18)	1:10.67 [7] (0:11.70)	0:58.97 [7] (0:12.30)	0:46.67 [6] (0:11.84)	0:34.83 [6] (0:11.73)	0:23.10 [6] (0:11.20)	0:34.83	-3
4	10	MONTE OUTLANDER Vlad Duric	7	67.4	0:11.01	1:38.08 [4] (0:15.89)	1:22.19 [5] (0:11.01)	1:11.18 [4] (0:11.70)	0:59.48 [4] (0:12.29)	0:47.19 [4] (0:12.12)	0:35.07 [5] (0:11.51)	0:23.56 [4] (0:11.28)	0:35.07	-1
5	13	SIMPLY FUN Georgina Cartwright	6	67.7	0:10.94	1:38.10 [5] (0:15.66)	1:22.44 [2] (0:10.94)	1:11.50 [1] (0:11.52)	0:59.98 [1] (0:12.18)	0:47.80 [1] (0:12.18)	0:35.62 [1] (0:11.73)	0:23.89 [1] (0:11.52)	0:35.62	-5
6	4	FIVE RINGS Luke Dempsey	1	65.0	0:11.09	1:38.25 [6] (0:15.97)	1:22.28 [7] (0:11.09)	1:11.19 [6] (0:11.75)	0:59.44 [6] (0:12.40)	0:47.04 [7] (0:11.88)	0:35.16 [7] (0:11.70)	0:23.46 [9] (0:11.34)	0:35.16	-8
7	12	SACRED BULL Jake Bayliss	10	65.0	0:11.33	1:38.37 [7] (0:16.34)	1:22.03 [10] (0:11.34)	1:10.69 [10] (0:11.56)	0:59.13 [10] (0:12.40)	0:46.73 [10] (0:11.78)	0:34.95 [10] (0:11.45)	0:23.50 [10] (0:11.33)	0:34.95	-7
8	5	GOOGAZ Michael Rodd	3	65.7	0:11.00	1:38.39 [8] (0:15.60)	1:22.79 [1] (0:11.00)	1:11.79 [2] (0:11.72)	1:00.07 [2] (0:12.28)	0:47.79 [3] (0:12.20)	0:35.59 [3] (0:11.69)	0:23.90 [3] (0:11.50)	0:35.59	-8
9	2	KAREEM James Orman	8	65.5	0:11.50	1:38.58 [9] (0:15.90)	1:22.68 [6] (0:11.50)	1:11.18 [9] (0:11.70)	0:59.48 [9] (0:12.40)	0:47.08 [9] (0:11.74)	0:35.34 [9] (0:11.52)	0:23.82 [7] (0:11.51)	0:35.34	+1
10	3	CLIPPER SHIP Justin Huxtable	9	67.3	0:10.96	1:38.77 [10] (0:15.82)	1:22.95 [4] (0:10.96)	1:11.99 [3] (0:11.58)	1:00.41 [3] (0:12.20)	0:48.21 [2] (0:12.10)	0:36.11 [2] (0:11.72)	0:24.39 [2] (0:11.65)	0:36.11	-2

Scratched: Security Advisor (#7), Kozani (#6), Trapedo (#14), Pireonti (#11)

[] Ranking at each section and finish
 -:-:- No data available at this section
 NA No data available

SCN Saddle cloth number
 DNF Did not finish
 DNT Did not track



Doomben QLD Professional
Race 5: GALLOPERS SPORTS CLUB RATINGS BAND 0 - 65 Handicap - 1630m

22 January 2025 - 16:00



BRISBANE
RACING CLUB

Track Rating: Good 4, Weather: Fine, Rail Position: +5m Entire

Section				200m				Last 600m	
Field Times				0:12.00 (0:12.00)				0:35.25	
Rank	TAB Horse/Jockey	Barrier	Top Speed [km/h]	Fastest Section	Margin				Distance Travelled [m]
1	8 ARCHER'S GAME Bailey Wheeler	4	66.6 Overall	0:11.21 400m	0:11.97 [2] (0:11.97)	1:37.73		0:34.79	
2	1 SHADOW POWER Cody Collis	5	65.0 1400m	0:11.10 1400m	0:11.64 [8] (0:11.64)	0.56L		0:34.63	-5
3	9 GODZILLA Angela Jones	2	65.3 400m	0:11.18 1400m	0:11.90 [4] (0:11.90)	0.71L		0:34.83	-3
4	10 MONTE OUTLANDER Vlad Duric	7	67.4 1400m	0:11.01 1400m	0:12.28 [3] (0:12.28)	2.06L		0:35.07	-1
5	13 SIMPLY FUN Georgina Cartwright	6	67.7 1400m	0:10.94 1400m	0:12.37 [1] (0:12.37)	2.18L		0:35.62	-5
6	4 FIVE RINGS Luke Dempsey	1	65.0 Overall	0:11.09 1400m	0:12.12 [7] (0:12.12)	3.04L		0:35.16	-8
7	12 SACRED BULL Jake Bayliss	10	65.0 400m	0:11.33 400m	0:12.17 [9] (0:12.17)	3.74L		0:34.95	-7
8	5 GOOGAZ Michael Rodd	3	65.7 1400m	0:11.00 1400m	0:12.40 [5] (0:12.40)	3.88L		0:35.59	-8
9	2 KAREEM James Orman	8	65.5 1400m	0:11.50 1400m	0:12.31 [10] (0:12.31)	5.03L		0:35.34	+1
10	3 CLIPPER SHIP Justin Huxtable	9	67.3 1400m	0:10.96 1400m	0:12.74 [6] (0:12.74)	6.11L		0:36.11	-2

Scratched: Security Advisor (#7), Kozani (#6), Trapedo (#14), Pireonti (#11)

[] Ranking at each section and finish
 -:-:- No data available at this section
 NA No data available

SCN Saddle cloth number
 DNF Did not finish
 DNT Did not track



Horse/Jockey Name	Archer's Game
Final Rank	1
Fastest Section Time (Section)	0:11.21 (400m)
Top Speed [km/h] (Section)	66.6 (Overall)
Race State	Finished

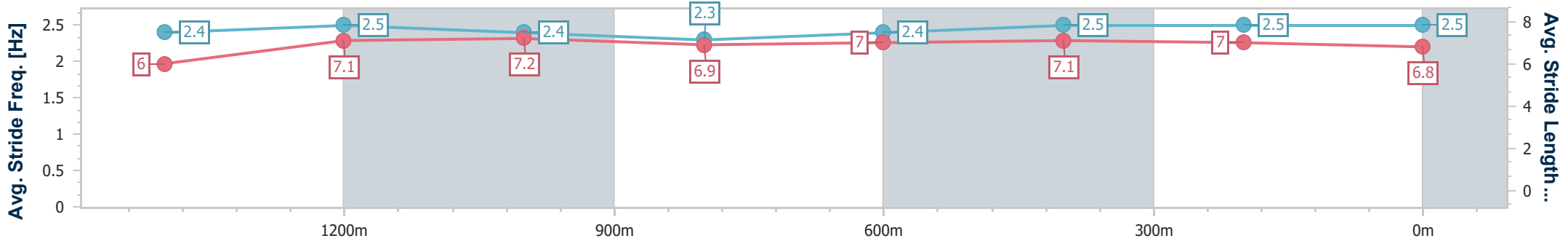
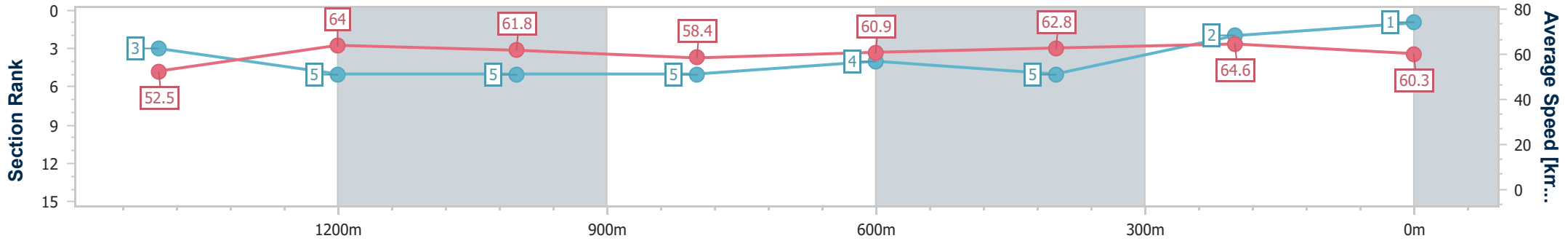


Doomben QLD Professional
Race 5: GALLOPERS SPORTS CLUB RATINGS BAND 0 - 65
Handicap - 1630m
22 January 2025 - 16:00
Track Rating: Good 4, Weather: Fine, Rail Position: +5m Entire



BRISBANE
RACING CLUB

Section	Overall	1400m	1200m	1000m	800m	600m	400m	200m
Section Times	1:37.73 [1] (0:15.76)	1:21.97 [3] (0:11.26)	1:10.71 [5] (0:11.63)	0:59.08 [5] (0:12.32)	0:46.76 [5] (0:11.97)	0:34.79 [4] (0:11.61)	0:23.18 [5] (0:11.21)	0:11.97 [2] (0:11.97)
Average Speed [km/h]	52.5	64.0	61.8	58.4	60.9	62.8	64.6	60.3
Top Speed [km/h]	66.6	65.0	63.8	59.7	63.2	64.1	66.1	64.3
Avg. Dist. to Rail [m]	1.0	0.6	0.3	0.3	1.8	2.7	2.9	1.2
Avg. Stride Freq. [Hz]	2.4	2.5	2.4	2.3	2.4	2.5	2.5	2.5
Avg. Stride Length [m]	6.0	7.1	7.2	6.9	7.0	7.1	7.0	6.8



- [] Ranking at each section and finish
- .-.- No data available at this section
- NA No data available



Horse/Jockey Name	Shadow Power
Final Rank	2
Fastest Section Time (Section)	0:11.10 (1400m)
Top Speed [km/h] (Section)	65.0 (1400m)
Race State	Finished

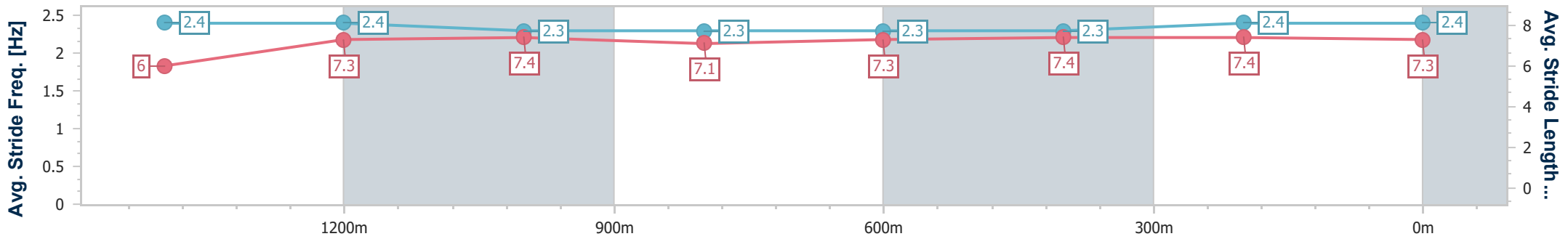
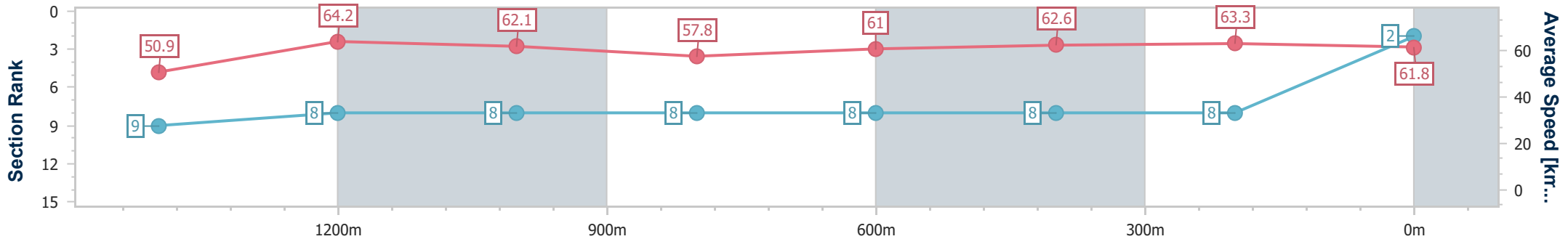


Doomben QLD Professional
Race 5: GALLOPERS SPORTS CLUB RATINGS BAND 0 - 65
Handicap - 1630m
22 January 2025 - 16:00
Track Rating: Good 4, Weather: Fine, Rail Position: +5m Entire



BRISBANE
RACING CLUB

Section	Overall	1400m	1200m	1000m	800m	600m	400m	200m
Section Times	1:37.83 [2] (0:16.28)	1:21.55 [9] (0:11.10)	1:10.45 [8] (0:11.57)	0:58.88 [8] (0:12.44)	0:46.44 [8] (0:11.81)	0:34.63 [8] (0:11.59)	0:23.04 [8] (0:11.40)	0:11.64 [8] (0:11.64)
Average Speed [km/h]	50.9	64.2	62.1	57.8	61.0	62.6	63.3	61.8
Top Speed [km/h]	64.1	65.0	64.3	58.8	63.1	63.8	64.2	63.1
Avg. Dist. to Rail [m]	2.4	1.5	1.6	0.8	0.6	1.1	1.8	3.0
Avg. Stride Freq. [Hz]	2.4	2.4	2.3	2.3	2.3	2.3	2.4	2.4
Avg. Stride Length [m]	6.0	7.3	7.4	7.1	7.3	7.4	7.4	7.3



- [] Ranking at each section and finish
- .-.- No data available at this section
- NA No data available



Horse/Jockey Name	Godzilla
Final Rank	3
Fastest Section Time (Section)	0:11.18 (1400m)
Top Speed [km/h] (Section)	65.3 (400m)
Race State	Finished

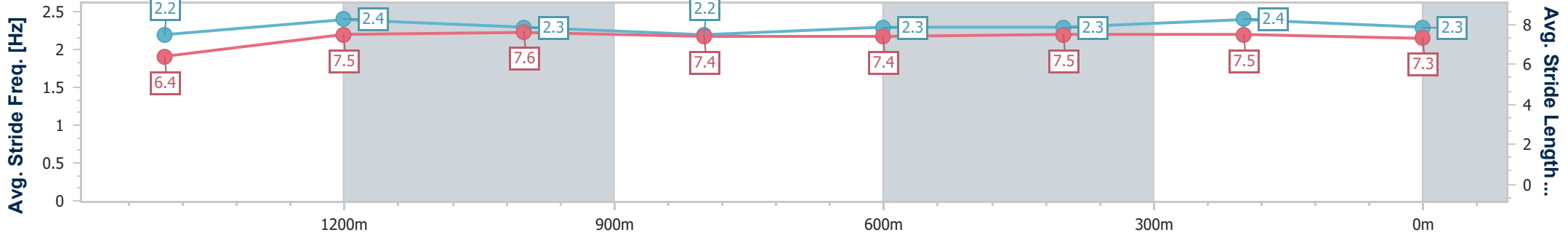
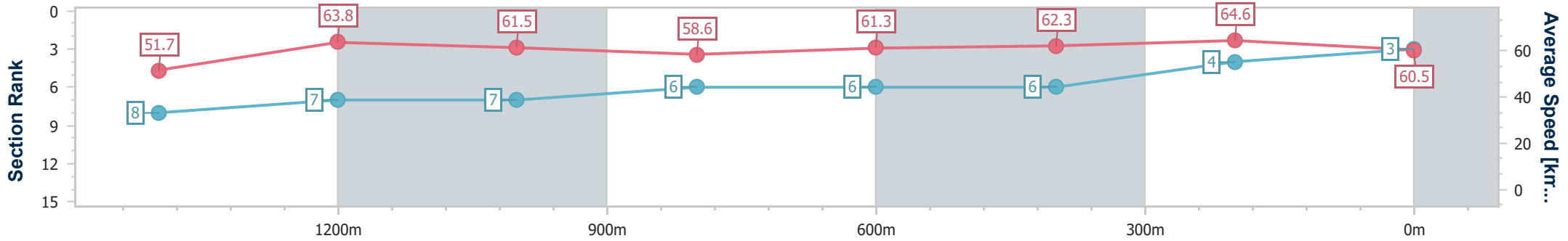


Doomben QLD Professional
Race 5: GALLOPERS SPORTS CLUB RATINGS BAND 0 - 65
Handicap - 1630m
22 January 2025 - 16:00
Track Rating: Good 4, Weather: Fine, Rail Position: +5m Entire



BRISBANE
RACING CLUB

Section	Overall	1400m	1200m	1000m	800m	600m	400m	200m
Section Times	1:37.85 [3] (0:16.00)	1:21.85 [8] (0:11.18)	1:10.67 [7] (0:11.70)	0:58.97 [7] (0:12.30)	0:46.67 [6] (0:11.84)	0:34.83 [6] (0:11.73)	0:23.10 [6] (0:11.20)	0:11.90 [4] (0:11.90)
Average Speed [km/h]	51.7	63.8	61.5	58.6	61.3	62.3	64.6	60.5
Top Speed [km/h]	64.8	64.7	62.9	59.5	62.4	63.7	65.3	63.3
Avg. Dist. to Rail [m]	0.8	1.1	0.7	0.1	1.5	2.7	3.4	2.5
Avg. Stride Freq. [Hz]	2.2	2.4	2.3	2.2	2.3	2.3	2.4	2.3
Avg. Stride Length [m]	6.4	7.5	7.6	7.4	7.4	7.5	7.5	7.3



- [] Ranking at each section and finish
- .-.- No data available at this section
- NA No data available



Horse/Jockey Name	Monte Outlander
Final Rank	4
Fastest Section Time (Section)	0:11.01 (1400m)
Top Speed [km/h] (Section)	67.4 (1400m)
Race State	Finished

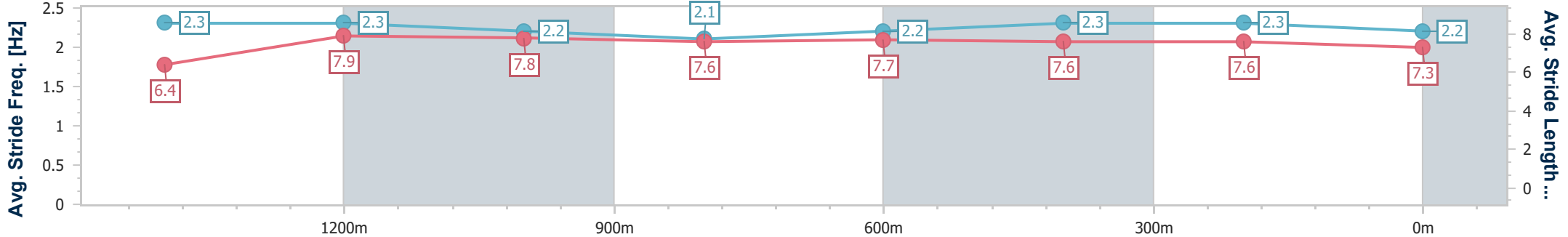
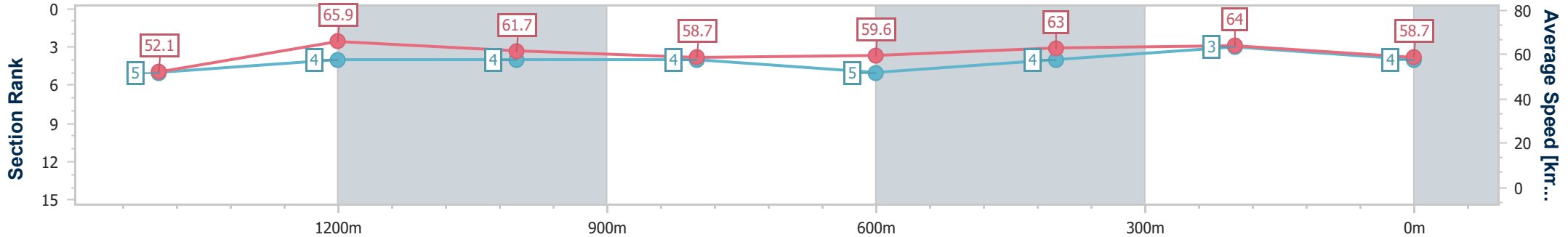


Doomben QLD Professional
Race 5: GALLOPERS SPORTS CLUB RATINGS BAND 0 - 65
Handicap - 1630m
22 January 2025 - 16:00
Track Rating: Good 4, Weather: Fine, Rail Position: +5m Entire



BRISBANE
RACING CLUB

Section	Overall	1400m	1200m	1000m	800m	600m	400m	200m
Section Times	1:38.08 [4] (0:15.89)	1:22.19 [5] (0:11.01)	1:11.18 [4] (0:11.70)	0:59.48 [4] (0:12.29)	0:47.19 [4] (0:12.12)	0:35.07 [5] (0:11.51)	0:23.56 [4] (0:11.28)	0:12.28 [3] (0:12.28)
Average Speed [km/h]	52.1	65.9	61.7	58.7	59.6	63.0	64.0	58.7
Top Speed [km/h]	65.9	67.4	65.0	59.4	61.1	64.5	65.3	62.4
Avg. Dist. to Rail [m]	3.7	1.1	2.4	0.6	0.8	1.3	2.8	2.4
Avg. Stride Freq. [Hz]	2.3	2.3	2.2	2.1	2.2	2.3	2.3	2.2
Avg. Stride Length [m]	6.4	7.9	7.8	7.6	7.7	7.6	7.6	7.3



- [] Ranking at each section and finish
- .-.- No data available at this section
- NA No data available



Horse/Jockey Name	Simply Fun
Final Rank	5
Fastest Section Time (Section)	0:10.94 (1400m)
Top Speed [km/h] (Section)	67.7 (1400m)
Race State	Finished

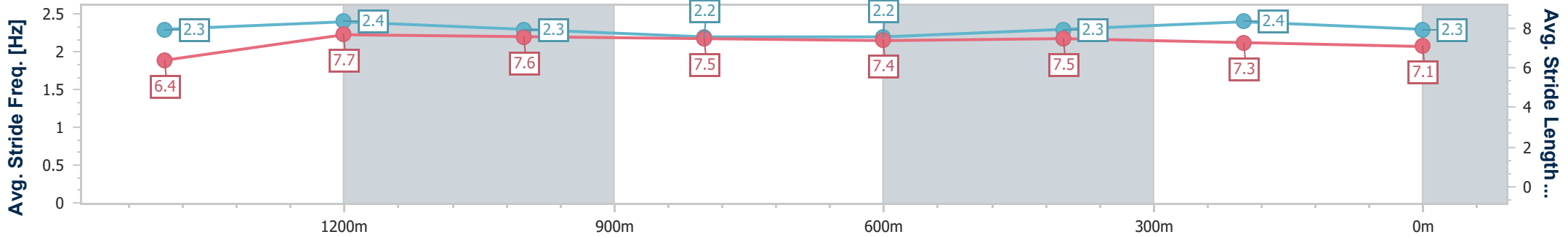
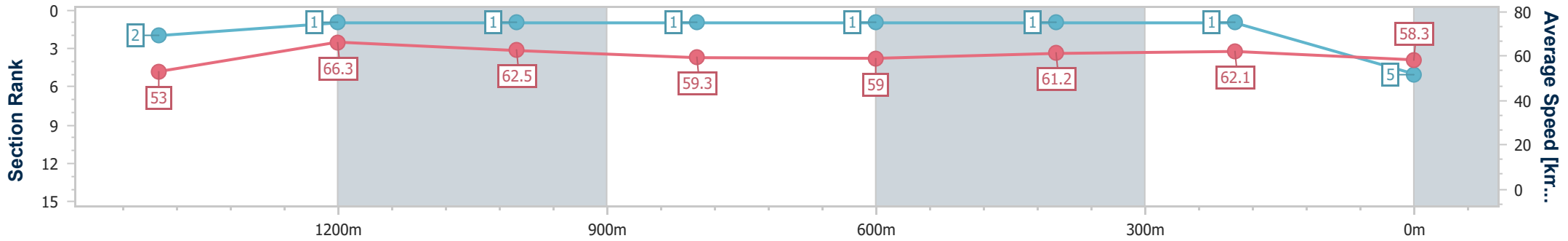


Doomben QLD Professional
Race 5: GALLOPERS SPORTS CLUB RATINGS BAND 0 - 65
Handicap - 1630m
22 January 2025 - 16:00
Track Rating: Good 4, Weather: Fine, Rail Position: +5m Entire



BRISBANE
RACING CLUB

Section	Overall	1400m	1200m	1000m	800m	600m	400m	200m
Section Times	1:38.10 [5] (0:15.66)	1:22.44 [2] (0:10.94)	1:11.50 [1] (0:11.52)	0:59.98 [1] (0:12.18)	0:47.80 [1] (0:12.18)	0:35.62 [1] (0:11.73)	0:23.89 [1] (0:11.52)	0:12.37 [1] (0:12.37)
Average Speed [km/h]	53.0	66.3	62.5	59.3	59.0	61.2	62.1	58.3
Top Speed [km/h]	66.7	67.7	64.6	60.1	61.5	61.9	62.8	61.1
Avg. Dist. to Rail [m]	3.9	1.0	1.0	0.9	0.2	0.8	1.6	1.3
Avg. Stride Freq. [Hz]	2.3	2.4	2.3	2.2	2.2	2.3	2.4	2.3
Avg. Stride Length [m]	6.4	7.7	7.6	7.5	7.4	7.5	7.3	7.1



- [] Ranking at each section and finish
- .-.- No data available at this section
- NA No data available



Horse/Jockey Name	Five Rings
Final Rank	6
Fastest Section Time (Section)	0:11.09 (1400m)
Top Speed [km/h] (Section)	65.0 (Overall)
Race State	Finished

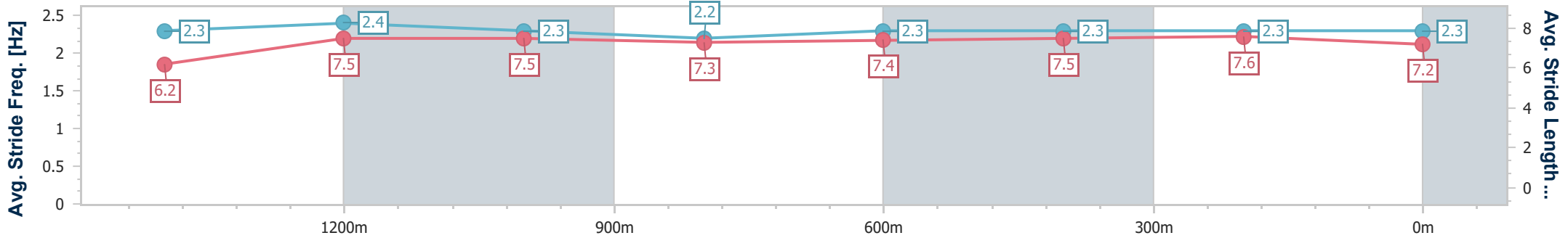
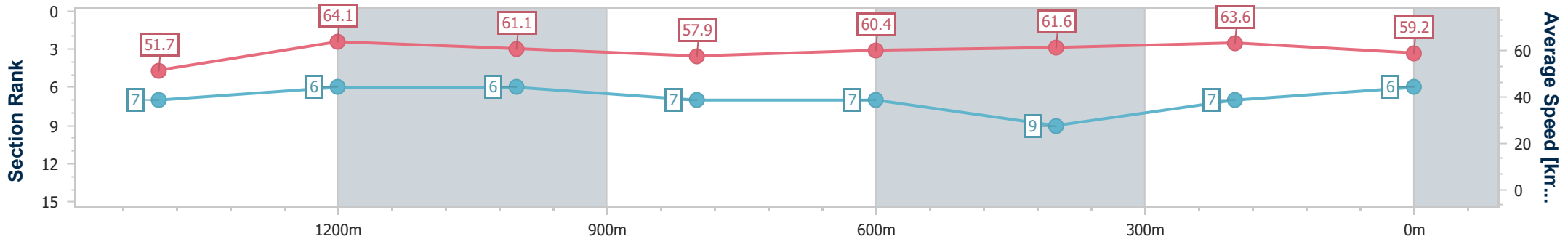


Doomben QLD Professional
Race 5: GALLOPERS SPORTS CLUB RATINGS BAND 0 - 65
Handicap - 1630m
22 January 2025 - 16:00
Track Rating: Good 4, Weather: Fine, Rail Position: +5m Entire



BRISBANE
RACING CLUB

Section	Overall	1400m	1200m	1000m	800m	600m	400m	200m
Section Times	1:38.25 [6] (0:15.97)	1:22.28 [7] (0:11.09)	1:11.19 [6] (0:11.75)	0:59.44 [6] (0:12.40)	0:47.04 [7] (0:11.88)	0:35.16 [7] (0:11.70)	0:23.46 [9] (0:11.34)	0:12.12 [7] (0:12.12)
Average Speed [km/h]	51.7	64.1	61.1	57.9	60.4	61.6	63.6	59.2
Top Speed [km/h]	65.0	64.3	63.6	59.2	62.0	63.0	64.1	62.5
Avg. Dist. to Rail [m]	1.9	2.4	1.7	1.4	0.6	0.2	1.7	1.9
Avg. Stride Freq. [Hz]	2.3	2.4	2.3	2.2	2.3	2.3	2.3	2.3
Avg. Stride Length [m]	6.2	7.5	7.5	7.3	7.4	7.5	7.6	7.2



- [] Ranking at each section and finish
- .-.- No data available at this section
- NA No data available



Horse/Jockey Name	Sacred Bull
Final Rank	7
Fastest Section Time (Section)	0:11.33 (400m)
Top Speed [km/h] (Section)	65.0 (400m)
Race State	Finished

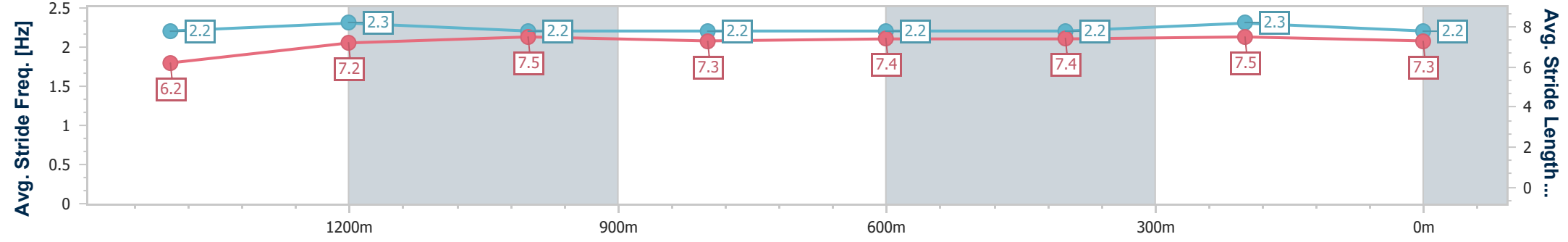
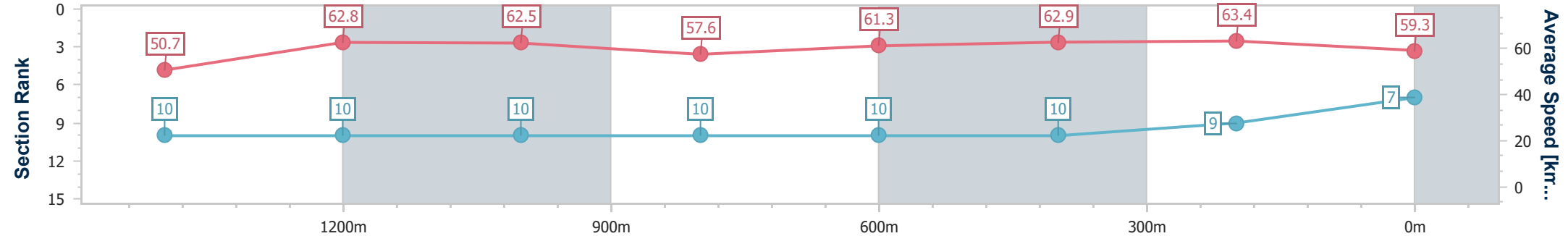


Doomben QLD Professional
Race 5: GALLOPERS SPORTS CLUB RATINGS BAND 0 - 65
Handicap - 1630m
22 January 2025 - 16:00
Track Rating: Good 4, Weather: Fine, Rail Position: +5m Entire



BRISBANE
RACING CLUB

Section	Overall	1400m	1200m	1000m	800m	600m	400m	200m						
Section Times	1:38.37 [7] (0:16.34)	1:22.03 [10] (0:11.34)	1:10.69 [10] (0:11.56)	0:59.13 [10] (0:12.40)	0:46.73 [10] (0:11.78)	0:34.95 [10] (0:11.45)	0:23.50 [10] (0:11.33)	0:12.17 [9] (0:12.17)						
Average Speed [km/h]	50.7	62.8	62.5	57.6	61.3	62.9	63.4	59.3						
Top Speed [km/h]	63.8	63.7	64.1	59.8	63.3	63.6	65.0	61.9						
Avg. Dist. to Rail [m]	4.4	1.3	1.0	0.8	0.3	0.3	0.5	0.5						
Avg. Stride Freq. [Hz]	2.2	2.3	2.2	2.2	2.2	2.2	2.3	2.2						
Avg. Stride Length [m]	6.2	7.2	7.5	7.3	7.4	7.4	7.5	7.3						



- [] Ranking at each section and finish
- .-.- No data available at this section
- NA No data available



Horse/Jockey Name	Googaz
Final Rank	8
Fastest Section Time (Section)	0:11.00 (1400m)
Top Speed [km/h] (Section)	65.7 (1400m)
Race State	Finished

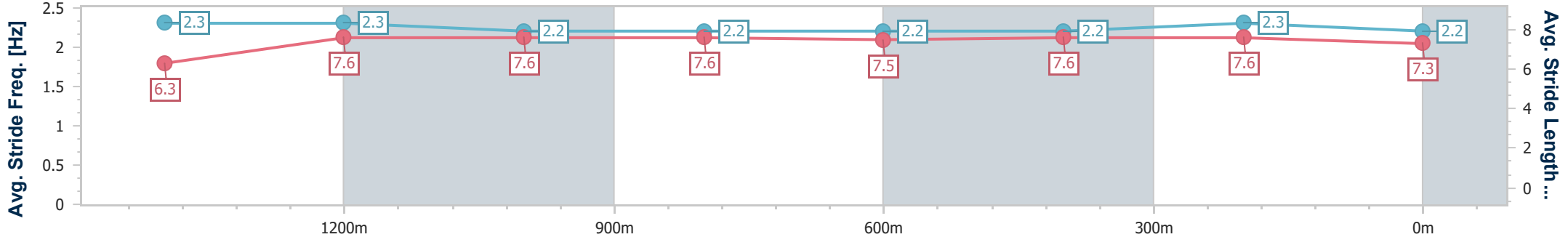
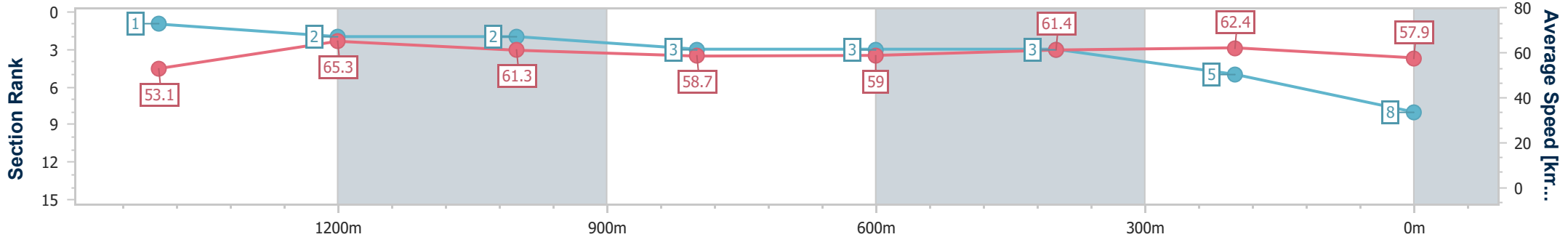


Doomben QLD Professional
Race 5: GALLOPERS SPORTS CLUB RATINGS BAND 0 - 65
Handicap - 1630m
22 January 2025 - 16:00
Track Rating: Good 4, Weather: Fine, Rail Position: +5m Entire



BRISBANE
RACING CLUB

Section	Overall	1400m	1200m	1000m	800m	600m	400m	200m
Section Times	1:38.39 [8] (0:15.60)	1:22.79 [1] (0:11.00)	1:11.79 [2] (0:11.72)	1:00.07 [2] (0:12.28)	0:47.79 [3] (0:12.20)	0:35.59 [3] (0:11.69)	0:23.90 [3] (0:11.50)	0:12.40 [5] (0:12.40)
Average Speed [km/h]	53.1	65.3	61.3	58.7	59.0	61.4	62.4	57.9
Top Speed [km/h]	65.4	65.7	64.0	59.2	60.8	62.4	63.5	61.4
Avg. Dist. to Rail [m]	1.3	0.4	0.2	0.4	0.1	1.0	0.7	0.4
Avg. Stride Freq. [Hz]	2.3	2.3	2.2	2.2	2.2	2.2	2.3	2.2
Avg. Stride Length [m]	6.3	7.6	7.6	7.6	7.5	7.6	7.6	7.3



- [] Ranking at each section and finish
- .-.- No data available at this section
- NA No data available



Horse/Jockey Name	Kareem
Final Rank	9
Fastest Section Time (Section)	0:11.50 (1400m)
Top Speed [km/h] (Section)	65.5 (1400m)
Race State	Finished

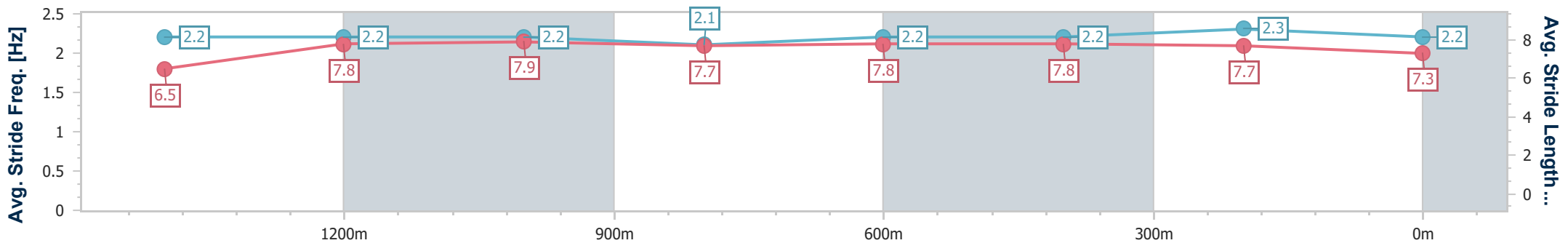
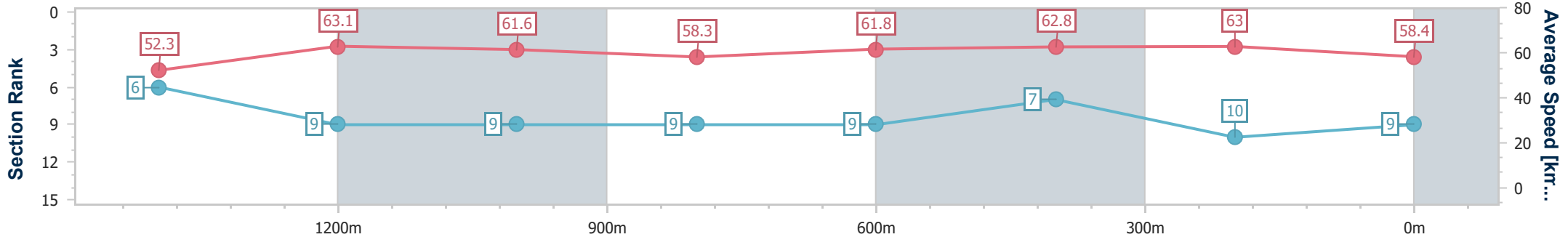


Doomben QLD Professional
Race 5: GALLOPERS SPORTS CLUB RATINGS BAND 0 - 65
Handicap - 1630m
22 January 2025 - 16:00
Track Rating: Good 4, Weather: Fine, Rail Position: +5m Entire



BRISBANE
RACING CLUB

Section	Overall	1400m	1200m	1000m	800m	600m	400m	200m
Section Times	1:38.58 [9] (0:15.90)	1:22.68 [6] (0:11.50)	1:11.18 [9] (0:11.70)	0:59.48 [9] (0:12.40)	0:47.08 [9] (0:11.74)	0:35.34 [9] (0:11.52)	0:23.82 [7] (0:11.51)	0:12.31 [10] (0:12.31)
Average Speed [km/h]	52.3	63.1	61.6	58.3	61.8	62.8	63.0	58.4
Top Speed [km/h]	64.8	65.5	64.4	59.2	63.7	64.1	63.9	61.4
Avg. Dist. to Rail [m]	5.2	1.4	1.4	1.3	1.4	1.4	3.2	4.6
Avg. Stride Freq. [Hz]	2.2	2.2	2.2	2.1	2.2	2.2	2.3	2.2
Avg. Stride Length [m]	6.5	7.8	7.9	7.7	7.8	7.8	7.7	7.3



- [] Ranking at each section and finish
- .-.- No data available at this section
- NA No data available



Horse/Jockey Name	Clipper Ship
Final Rank	10
Fastest Section Time (Section)	0:10.96 (1400m)
Top Speed [km/h] (Section)	67.3 (1400m)
Race State	Finished

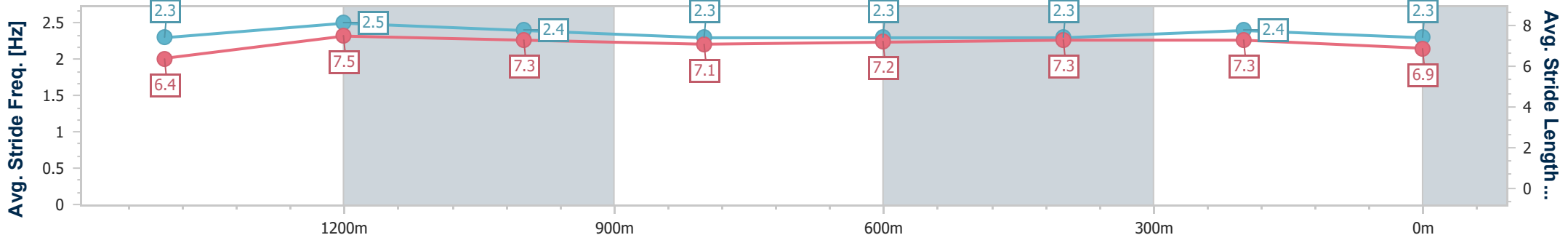
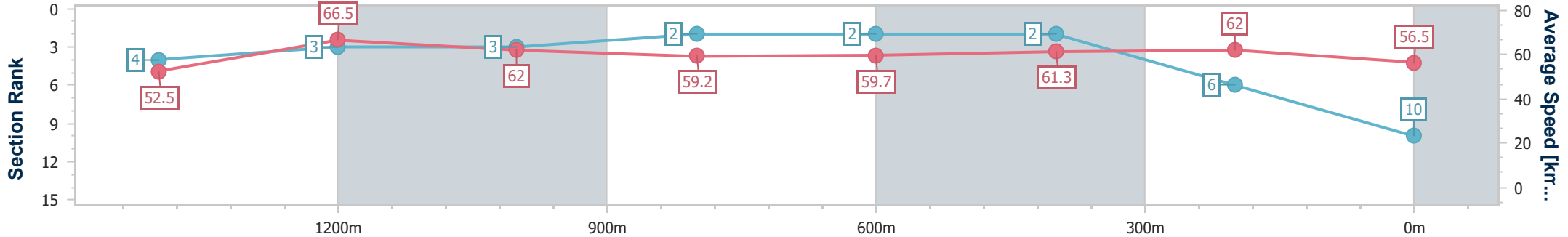


Doomben QLD Professional
Race 5: GALLOPERS SPORTS CLUB RATINGS BAND 0 - 65
Handicap - 1630m
22 January 2025 - 16:00
Track Rating: Good 4, Weather: Fine, Rail Position: +5m Entire



BRISBANE
RACING CLUB

Section	Overall	1400m	1200m	1000m	800m	600m	400m	200m					
Section Times	1:38.77 [10] (0:15.82)	1:22.95 [4] (0:10.96)	1:11.99 [3] (0:11.58)	1:00.41 [3] (0:12.20)	0:48.21 [2] (0:12.10)	0:36.11 [2] (0:11.72)	0:24.39 [2] (0:11.65)	0:12.74 [6] (0:12.74)					
Average Speed [km/h]	52.5	66.5	62.0	59.2	59.7	61.3	62.0	56.5					
Top Speed [km/h]	66.6	67.3	65.2	59.9	61.4	62.4	63.0	61.0					
Avg. Dist. to Rail [m]	4.8	1.3	0.4	1.1	0.7	0.2	0.4	0.7					
Avg. Stride Freq. [Hz]	2.3	2.5	2.4	2.3	2.3	2.3	2.4	2.3					
Avg. Stride Length [m]	6.4	7.5	7.3	7.1	7.2	7.3	7.3	6.9					



- [] Ranking at each section and finish
- .-.- No data available at this section
- NA No data available



Doomben QLD Professional

Race 6: XXXX BENCHMARK 70 Handicap - 1630m



BRISBANE
RACING CLUB

22 January 2025 - 16:33

Track Rating: Good 4, Weather: Fine, Rail Position: +5m Entire

Section														
Field Times		Overall	1400m	1200m	1000m	800m	600m	400m	Last 600m					
		1:38.14 (0:15.57)	1:22.57 (0:11.39)	1:11.18 (0:12.02)	0:59.16 (0:12.40)	0:46.76 (0:11.86)	0:34.90 (0:11.67)	0:23.23 (0:11.44)	0:34.90					
Rank	TAB Horse/Jockey	Barrier	Top Speed [km/h]	Fastest Section										Distance Travelled [m]
1	13 BANANA SLIDE Kyle Wilson-Taylor	4	65.0 200m	0:11.34 400m	1:38.14 [1] (0:16.23)	1:21.91 [9] (0:11.53)	1:10.38 [9] (0:11.88)	0:58.50 [8] (0:12.42)	0:46.08 [9] (0:11.74)	0:34.34 [8] (0:11.47)	0:22.87 [6] (0:11.34)	0:34.34		
2	4 SHARP DAZZLER Bailey Wheeler	13	65.2 400m	0:11.32 400m	1:38.17 [2] (0:16.59)	1:21.58 [11] (0:11.42)	1:10.16 [11] (0:11.94)	0:58.22 [11] (0:12.04)	0:46.18 [7] (0:11.79)	0:34.39 [7] (0:11.53)	0:22.86 [8] (0:11.32)	0:34.39	+2	
3	10 JOVITA Taylor Marshall	12	66.0 400m	0:11.22 400m	1:38.31 [3] (0:16.44)	1:21.87 [10] (0:11.52)	1:10.35 [10] (0:11.89)	0:58.46 [10] (0:12.39)	0:46.07 [11] (0:11.81)	0:34.26 [11] (0:11.48)	0:22.78 [10] (0:11.22)	0:34.26	+1	
4	1 TUHINGA Georgina Cartwright	7	65.6 Overall	0:11.31 400m	1:38.31 [4] (0:16.19)	1:22.12 [7] (0:11.44)	1:10.68 [7] (0:11.92)	0:58.76 [6] (0:12.38)	0:46.38 [6] (0:11.83)	0:34.55 [6] (0:11.46)	0:23.09 [5] (0:11.31)	0:34.55	+7	
5	9 ORIGINAL GLAZE Emily Lang	5	65.0 1400m	0:11.35 400m	1:38.33 [5] (0:15.72)	1:22.61 [3] (0:11.48)	1:11.13 [3] (0:12.00)	0:59.13 [3] (0:12.33)	0:46.80 [3] (0:11.90)	0:34.90 [3] (0:11.57)	0:23.33 [3] (0:11.35)	0:34.90	-1	
6	6 THESECONDATPORTSEA Justin Huxtable	1	65.2 400m	0:11.31 400m	1:38.35 [6] (0:15.84)	1:22.51 [4] (0:11.66)	1:10.85 [5] (0:12.06)	0:58.79 [7] (0:12.45)	0:46.34 [8] (0:11.88)	0:34.46 [9] (0:11.52)	0:22.94 [9] (0:11.31)	0:34.46	-6	
7	7 WOWIT'S WILLYWONKA Tahlia Fenlon	9	66.4 Overall	0:11.36 1400m	1:38.63 [7] (0:15.60)	1:23.03 [2] (0:11.36)	1:11.67 [1] (0:12.02)	0:59.65 [1] (0:12.40)	0:47.25 [1] (0:11.86)	0:35.39 [1] (0:11.67)	0:23.72 [1] (0:11.49)	0:35.39	-6	
8	3 BELIEVE SO Jasper Franklin	3	64.3 Overall	0:11.49 1400m	1:38.73 [8] (0:15.57)	1:23.16 [1] (0:11.49)	1:11.67 [2] (0:12.01)	0:59.66 [2] (0:12.41)	0:47.25 [2] (0:11.90)	0:35.35 [2] (0:11.60)	0:23.75 [2] (0:11.49)	0:35.35	-8	
9	8 NIGHTSTICK Cody Collis	8	65.4 Overall	0:11.38 400m	1:39.06 [9] (0:16.20)	1:22.86 [8] (0:11.52)	1:11.34 [8] (0:12.09)	0:59.25 [9] (0:12.31)	0:46.94 [10] (0:11.86)	0:35.08 [10] (0:11.57)	0:23.51 [11] (0:11.38)	0:35.08	-1	
10	5 COUNTER James Orman	2	64.7 400m	0:11.41 1400m	1:39.37 [10] (0:15.98)	1:23.39 [6] (0:11.41)	1:11.98 [4] (0:11.99)	0:59.99 [4] (0:12.36)	0:47.63 [4] (0:11.92)	0:35.71 [5] (0:11.64)	0:24.07 [7] (0:11.59)	0:35.71	-1	

Scratched: Bella Tivaci (#14), Kareem (#12)

[] Ranking at each section and finish
 -:-:- No data available at this section
 NA No data available

SCN Saddle cloth number
 DNF Did not finish
 DNT Did not track



Doomben QLD Professional
Race 6: XXXX BENCHMARK 70 Handicap - 1630m
22 January 2025 - 16:33



BRISBANE
RACING CLUB

Track Rating: Good 4, Weather: Fine, Rail Position: +5m Entire

Section		Overall	1400m	1200m	1000m	800m	600m	400m	Last 600m
Field Times		1:38.14 (0:15.57)	1:22.57 (0:11.39)	1:11.18 (0:12.02)	0:59.16 (0:12.40)	0:46.76 (0:11.86)	0:34.90 (0:11.67)	0:23.23 (0:11.44)	0:34.90

Rank	TAB	Horse/Jockey	Barrier	Top Speed [km/h]	Fastest Section	Overall	1400m	1200m	1000m	800m	600m	400m	Last 600m	Distance Travelled [m]
11	2	BAGLIONI Courtney Bellamy	11	65.8 1200m	0:11.26 1400m	1:39.47 [11] (0:17.74)	1:21.73 [12] (0:11.26)	1:10.47 [12] (0:11.34)	0:59.13 [12] (0:12.14)	0:46.99 [12] (0:11.77)	0:35.22 [12] (0:11.40)	0:23.82 [12] (0:11.51)	0:35.22	+0
12	11	HARMONY REIGNS Luke Dempsey	10	64.3 Overall	0:11.55 600m	1:39.81 [12] (0:15.97)	1:23.84 [5] (0:11.64)	1:12.20 [6] (0:11.83)	1:00.37 [5] (0:12.38)	0:47.99 [5] (0:11.84)	0:36.15 [4] (0:11.55)	0:24.60 [4] (0:11.66)	0:36.15	+4

Scratched: Bella Tivaci (#14), Kareem (#12)

[] Ranking at each section and finish
 -:-:-:- No data available at this section
 NA No data available

SCN Saddle cloth number
 DNF Did not finish
 DNT Did not track



Doomben QLD Professional
Race 6: XXXX BENCHMARK 70 Handicap - 1630m
22 January 2025 - 16:33



BRISBANE
RACING CLUB

Track Rating: Good 4, Weather: Fine, Rail Position: +5m Entire

Section							200m			Last 600m
Field Times							0:11.79			0:34.90
							(0:11.79)			
Rank	TAB	Horse/Jockey	Barrier	Top Speed [km/h]	Fastest Section	Margin			Distance Travelled [m]	
1	13	BANANA SLIDE Kyle Wilson-Taylor	4	65.0 200m	0:11.34 400m	0:11.53 [5] (0:11.53)	1:38.14		0:34.34	
2	4	SHARP DAZZLER Bailey Wheeler	13	65.2 400m	0:11.32 400m	0:11.54 [6] (0:11.54)	0.14L		0:34.39 +2	
3	10	JOVITA Taylor Marshall	12	66.0 400m	0:11.22 400m	0:11.56 [8] (0:11.56)	0.98L		0:34.26 +1	
4	1	TUHINGA Georgina Cartwright	7	65.6 Overall	0:11.31 400m	0:11.78 [4] (0:11.78)	1L		0:34.55 +7	
5	9	ORIGINAL GLAZE Emily Lang	5	65.0 1400m	0:11.35 400m	0:11.98 [1] (0:11.98)	1.13L		0:34.90 -1	
6	6	THESECONDATPORTSEA Justin Huxtable	1	65.2 400m	0:11.31 400m	0:11.63 [7] (0:11.63)	1.24L		0:34.46 -6	
7	7	WOWIT'S WILLYWONKA Tahlia Fenlon	9	66.4 Overall	0:11.36 1400m	0:12.23 [2] (0:12.23)	2.89L		0:35.39 -6	
8	3	BELIEVE SO Jasper Franklin	3	64.3 Overall	0:11.49 1400m	0:12.26 [3] (0:12.26)	3.47L		0:35.35 -8	
9	8	NIGHTSTICK Cody Collis	8	65.4 Overall	0:11.38 400m	0:12.13 [11] (0:12.13)	5.4L		0:35.08 -1	
10	5	COUNTER James Orman	2	64.7 400m	0:11.41 1400m	0:12.48 [10] (0:12.48)	7.22L		0:35.71 -1	

Scratched: Bella Tivaci (#14), Kareem (#12)

[] Ranking at each section and finish
 -:-:- No data available at this section
 NA No data available

SCN Saddle cloth number
 DNF Did not finish
 DNT Did not track



Doomben QLD Professional
Race 6: XXXX BENCHMARK 70 Handicap - 1630m
22 January 2025 - 16:33



Track Rating: Good 4, Weather: Fine, Rail Position: +5m Entire

Section				200m				Last 600m	
Field Times				0:11.79 (0:11.79)				0:34.90	
Rank	TAB	Horse/Jockey	Barrier	Top Speed [km/h]	Fastest Section	Margin			Distance Travelled [m]
11	2	BAGLIONI Courtney Bellamy	11	65.8 1200m	0:11.26 1400m	0:12.31 [12] (0:12.31)	7.84L		0:35.22 +0
12	11	HARMONY REIGNS Luke Dempsey	10	64.3 Overall	0:11.55 600m	0:12.94 [9] (0:12.94)	9.82L		0:36.15 +4

Scratched: Bella Tivaci (#14), Kareem (#12)

[] Ranking at each section and finish
 -:-:-:- No data available at this section
 NA No data available

SCN Saddle cloth number
 DNF Did not finish
 DNT Did not track



Horse/Jockey Name	Banana Slide
Final Rank	1
Fastest Section Time (Section)	0:11.34 (400m)
Top Speed [km/h] (Section)	65.0 (200m)
Race State	Finished



Doomben QLD Professional

Race 6: XXXX BENCHMARK 70 Handicap - 1630m

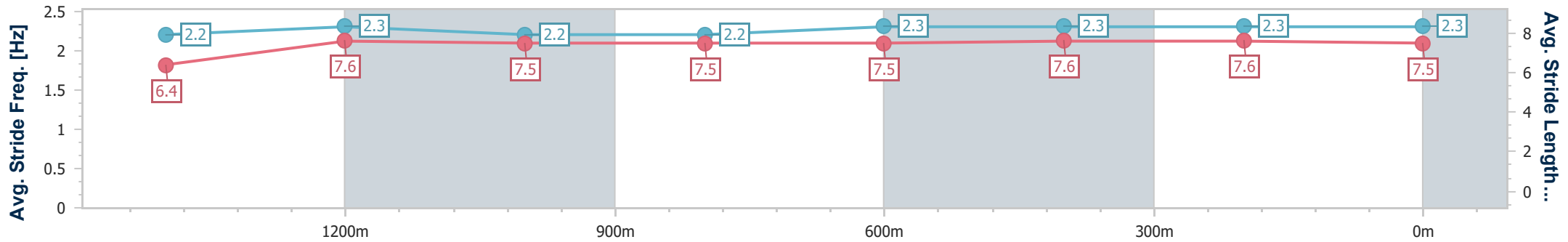
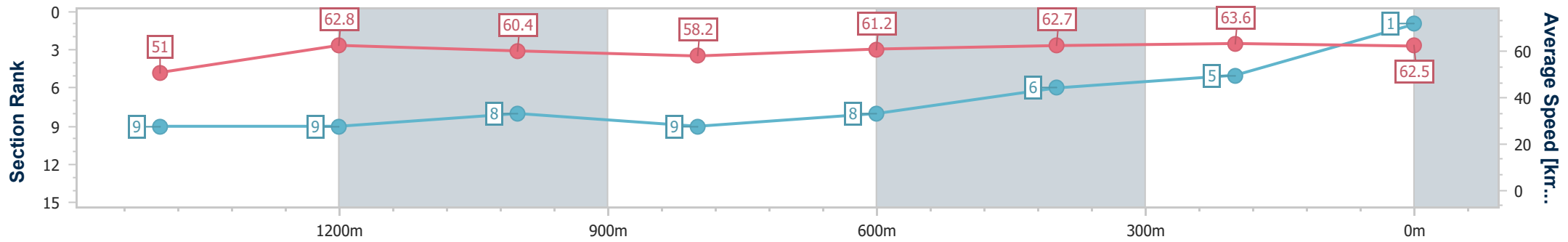
22 January 2025 - 16:33

Track Rating: Good 4, Weather: Fine, Rail Position: +5m Entire



BRISBANE RACING CLUB

Section	Overall	1400m	1200m	1000m	800m	600m	400m	200m
Section Times	1:38.14 [1] (0:16.23)	1:21.91 [9] (0:11.53)	1:10.38 [9] (0:11.88)	0:58.50 [8] (0:12.42)	0:46.08 [9] (0:11.74)	0:34.34 [8] (0:11.47)	0:22.87 [6] (0:11.34)	0:11.53 [5]
Average Speed [km/h]	51.0	62.8	60.4	58.2	61.2	62.7	63.6	62.5
Top Speed [km/h]	63.9	64.0	61.7	59.9	64.3	63.6	64.7	65.0
Avg. Dist. to Rail [m]	1.1	0.7	0.5	0.9	0.2	0.7	3.2	6.8
Avg. Stride Freq. [Hz]	2.2	2.3	2.2	2.2	2.3	2.3	2.3	2.3
Avg. Stride Length [m]	6.4	7.6	7.5	7.5	7.5	7.6	7.6	7.5



- [] Ranking at each section and finish
- .-.- No data available at this section
- NA No data available



Horse/Jockey Name	Sharp Dazzler
Final Rank	2
Fastest Section Time (Section)	0:11.32 (400m)
Top Speed [km/h] (Section)	65.2 (400m)
Race State	Finished



Doomben QLD Professional

Race 6: XXXX BENCHMARK 70 Handicap - 1630m

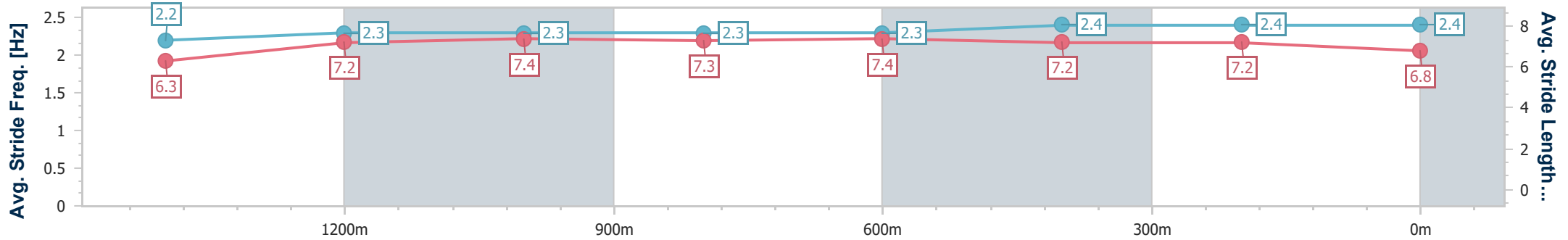
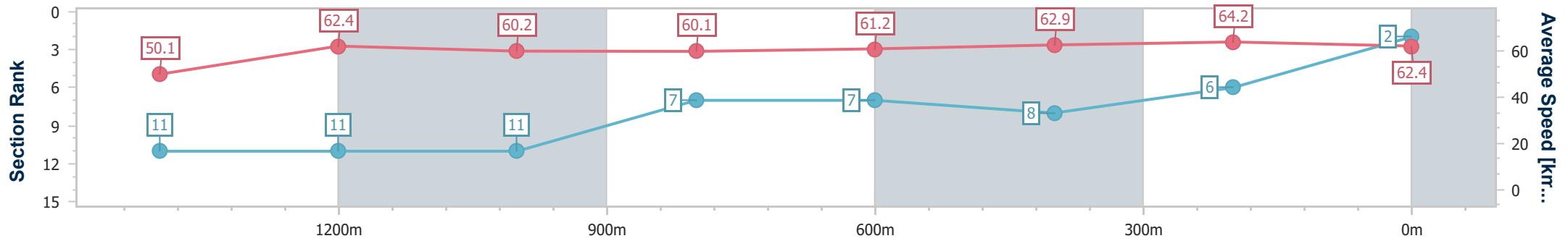
22 January 2025 - 16:33

Track Rating: Good 4, Weather: Fine, Rail Position: +5m Entire



BRISBANE RACING CLUB

Section	Overall	1400m	1200m	1000m	800m	600m	400m	200m
Section Times	1:38.17 [2] (0:16.59)	1:21.58 [11] (0:11.42)	1:10.16 [11] (0:11.94)	0:58.22 [11] (0:12.04)	0:46.18 [7] (0:11.79)	0:34.39 [7] (0:11.53)	0:22.86 [8] (0:11.32)	0:11.54 [6] (0:11.54)
Average Speed [km/h]	50.1	62.4	60.2	60.1	61.2	62.9	64.2	62.4
Top Speed [km/h]	61.3	63.5	62.9	60.6	63.0	63.8	65.2	64.3
Avg. Dist. to Rail [m]	5.0	1.3	0.1	0.4	0.5	1.8	5.5	8.7
Avg. Stride Freq. [Hz]	2.2	2.3	2.3	2.3	2.3	2.4	2.4	2.4
Avg. Stride Length [m]	6.3	7.2	7.4	7.3	7.4	7.2	7.2	6.8



- [] Ranking at each section and finish
- .-.-.- No data available at this section
- NA No data available



Horse/Jockey Name	Jovita
Final Rank	3
Fastest Section Time (Section)	0:11.22 (400m)
Top Speed [km/h] (Section)	66.0 (400m)
Race State	Finished



Doomben QLD Professional

Race 6: XXXX BENCHMARK 70 Handicap - 1630m

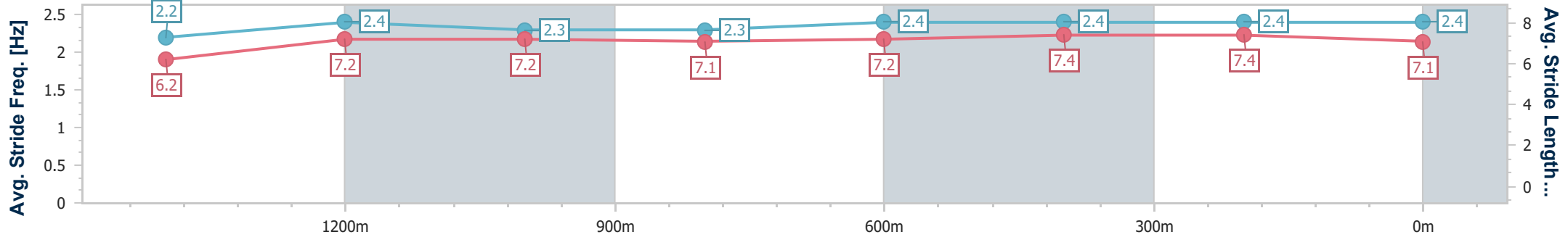
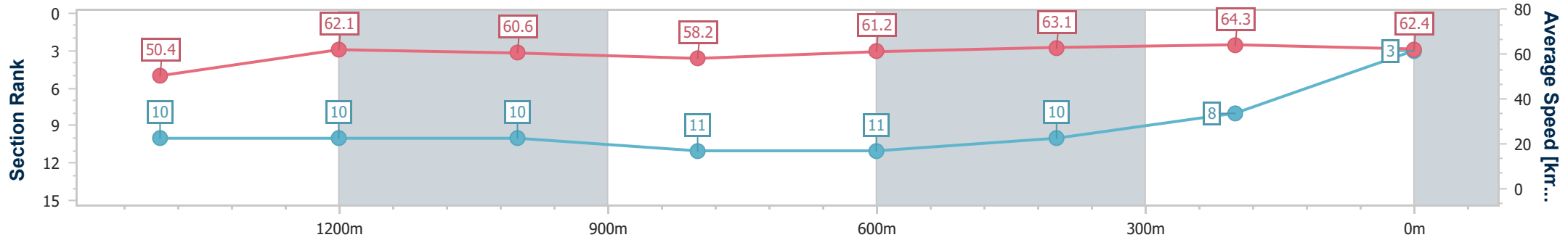
22 January 2025 - 16:33

Track Rating: Good 4, Weather: Fine, Rail Position: +5m Entire



BRISBANE RACING CLUB

Section	Overall	1400m	1200m	1000m	800m	600m	400m	200m
Section Times	1:38.31 [3] (0:16.44)	1:21.87 [10] (0:11.52)	1:10.35 [10] (0:11.89)	0:58.46 [10] (0:12.39)	0:46.07 [11] (0:11.81)	0:34.26 [11] (0:11.48)	0:22.78 [10] (0:11.22)	0:11.56 [8]
Average Speed [km/h]	50.4	62.1	60.6	58.2	61.2	63.1	64.3	62.4
Top Speed [km/h]	63.7	63.7	62.5	59.8	64.0	64.2	66.0	64.8
Avg. Dist. to Rail [m]	3.4	0.7	0.9	1.2	0.7	0.6	4.8	9.1
Avg. Stride Freq. [Hz]	2.2	2.4	2.3	2.3	2.4	2.4	2.4	2.4
Avg. Stride Length [m]	6.2	7.2	7.2	7.1	7.2	7.4	7.4	7.1



- [] Ranking at each section and finish
- .-.- No data available at this section
- NA No data available



Horse/Jockey Name	Tuhinga
Final Rank	4
Fastest Section Time (Section)	0:11.31 (400m)
Top Speed [km/h] (Section)	65.6 (Overall)
Race State	Finished



Doomben QLD Professional

Race 6: XXXX BENCHMARK 70 Handicap - 1630m

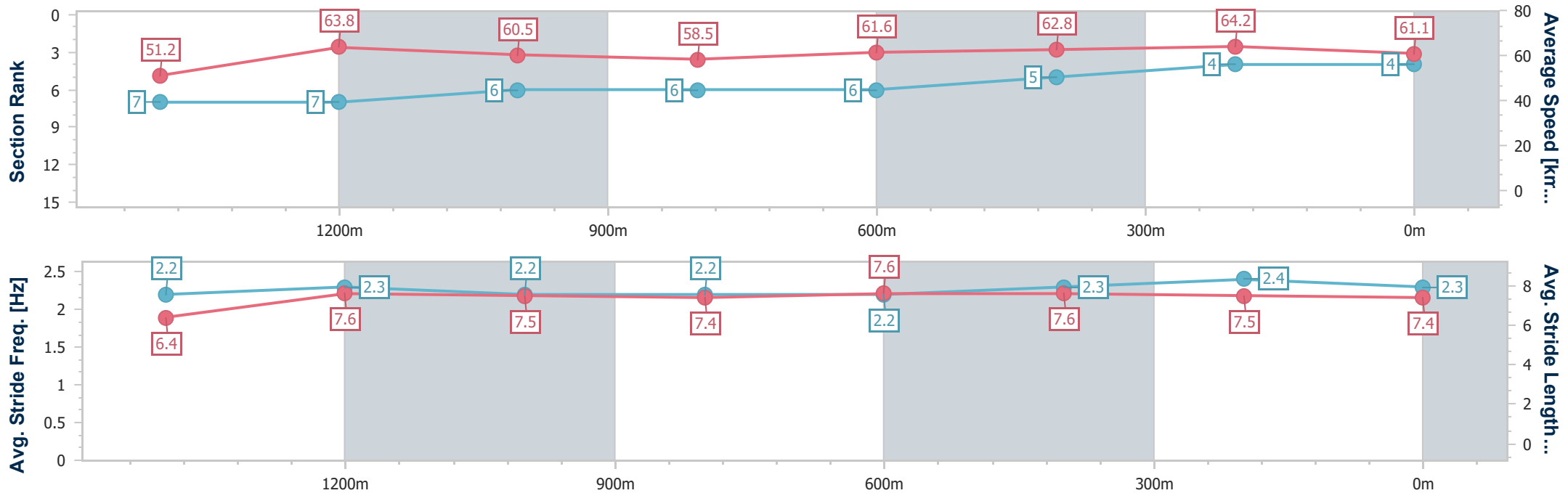
22 January 2025 - 16:33

Track Rating: Good 4, Weather: Fine, Rail Position: +5m Entire



BRISBANE RACING CLUB

Section	Overall	1400m	1200m	1000m	800m	600m	400m	200m
Section Times	1:38.31 [4] (0:16.19)	1:22.12 [7] (0:11.44)	1:10.68 [7] (0:11.92)	0:58.76 [6] (0:12.38)	0:46.38 [6] (0:11.83)	0:34.55 [6] (0:11.46)	0:23.09 [5] (0:11.31)	0:11.78 [4] (0:11.78)
Average Speed [km/h]	51.2	63.8	60.5	58.5	61.6	62.8	64.2	61.1
Top Speed [km/h]	65.6	65.6	62.1	59.6	63.3	64.3	65.4	63.2
Avg. Dist. to Rail [m]	1.5	2.6	4.0	3.0	1.6	0.7	3.1	4.3
Avg. Stride Freq. [Hz]	2.2	2.3	2.2	2.2	2.2	2.3	2.4	2.3
Avg. Stride Length [m]	6.4	7.6	7.5	7.4	7.6	7.6	7.5	7.4



- [] Ranking at each section and finish
- .-.- No data available at this section
- NA No data available



Horse/Jockey Name	Original Glaze
Final Rank	5
Fastest Section Time (Section)	0:11.35 (400m)
Top Speed [km/h] (Section)	65.0 (1400m)
Race State	Finished



Doomben QLD Professional

Race 6: XXXX BENCHMARK 70 Handicap - 1630m

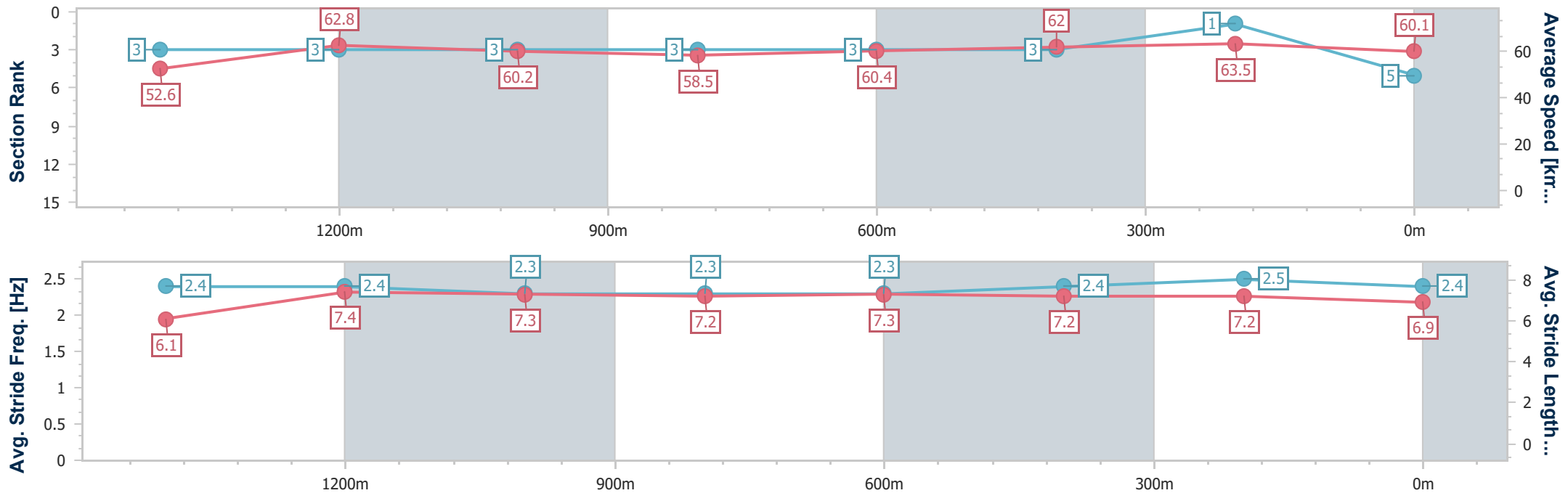
22 January 2025 - 16:33

Track Rating: Good 4, Weather: Fine, Rail Position: +5m Entire



BRISBANE RACING CLUB

Section	Overall	1400m	1200m	1000m	800m	600m	400m	200m
Section Times	1:38.33 [5] (0:15.72)	1:22.61 [3] (0:11.48)	1:11.13 [3] (0:12.00)	0:59.13 [3] (0:12.33)	0:46.80 [3] (0:11.90)	0:34.90 [3] (0:11.57)	0:23.33 [3] (0:11.35)	0:11.98 [1] (0:11.98)
Average Speed [km/h]	52.6	62.8	60.2	58.5	60.4	62.0	63.5	60.1
Top Speed [km/h]	64.7	65.0	61.6	60.0	62.9	63.0	64.7	62.5
Avg. Dist. to Rail [m]	1.5	0.7	1.3	1.4	0.3	0.7	0.5	0.8
Avg. Stride Freq. [Hz]	2.4	2.4	2.3	2.3	2.3	2.4	2.5	2.4
Avg. Stride Length [m]	6.1	7.4	7.3	7.2	7.3	7.2	7.2	6.9



- [] Ranking at each section and finish
- .-.- No data available at this section
- NA No data available



Horse/Jockey Name	Thesecondatportsea
Final Rank	6
Fastest Section Time (Section)	0:11.31 (400m)
Top Speed [km/h] (Section)	65.2 (400m)
Race State	Finished



Doomben QLD Professional

Race 6: XXXX BENCHMARK 70 Handicap - 1630m

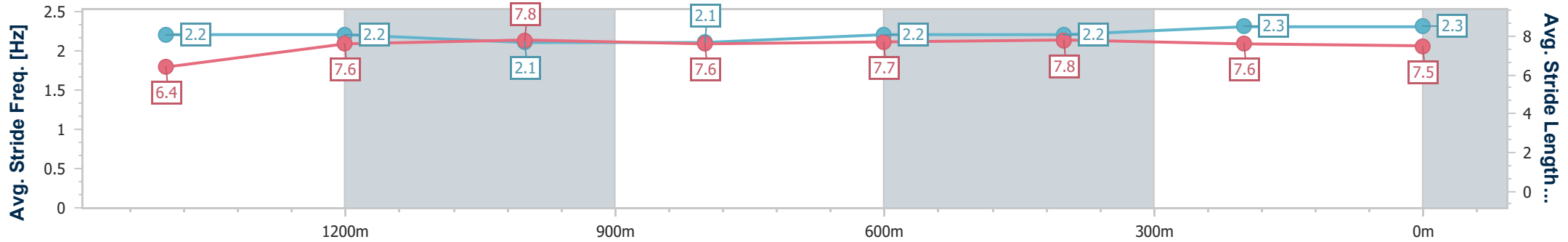
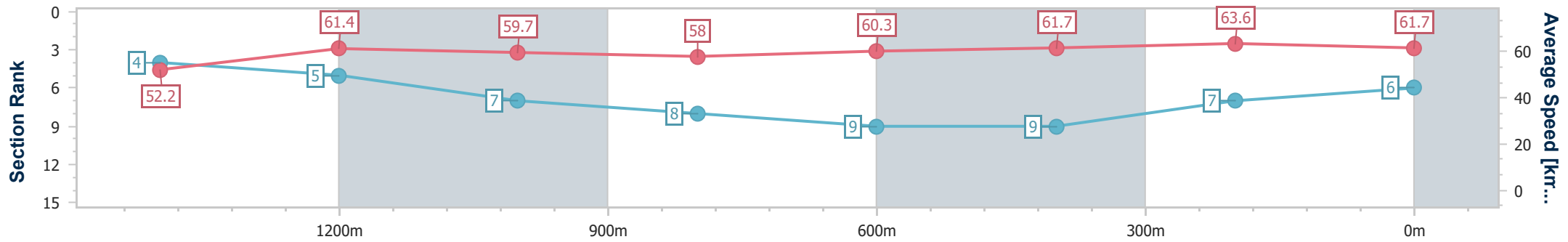
22 January 2025 - 16:33

Track Rating: Good 4, Weather: Fine, Rail Position: +5m Entire



BRISBANE RACING CLUB

Section	Overall	1400m	1200m	1000m	800m	600m	400m	200m
Section Times	1:38.35 [6] (0:15.84)	1:22.51 [4] (0:11.66)	1:10.85 [5] (0:12.06)	0:58.79 [7] (0:12.45)	0:46.34 [8] (0:11.88)	0:34.46 [9] (0:11.52)	0:22.94 [9] (0:11.31)	0:11.63 [7] (0:11.63)
Average Speed [km/h]	52.2	61.4	59.7	58.0	60.3	61.7	63.6	61.7
Top Speed [km/h]	64.0	63.8	60.4	59.9	62.2	62.5	65.2	63.9
Avg. Dist. to Rail [m]	1.9	0.5	0.6	0.1	0.7	2.1	0.9	3.6
Avg. Stride Freq. [Hz]	2.2	2.2	2.1	2.1	2.2	2.2	2.3	2.3
Avg. Stride Length [m]	6.4	7.6	7.8	7.6	7.7	7.8	7.6	7.5



- [] Ranking at each section and finish
- .-.- No data available at this section
- NA No data available



Horse/Jockey Name	Wowit's Willywonka
Final Rank	7
Fastest Section Time (Section)	0:11.36 (1400m)
Top Speed [km/h] (Section)	66.4 (Overall)
Race State	Finished



Doomben QLD Professional

Race 6: XXXX BENCHMARK 70 Handicap - 1630m

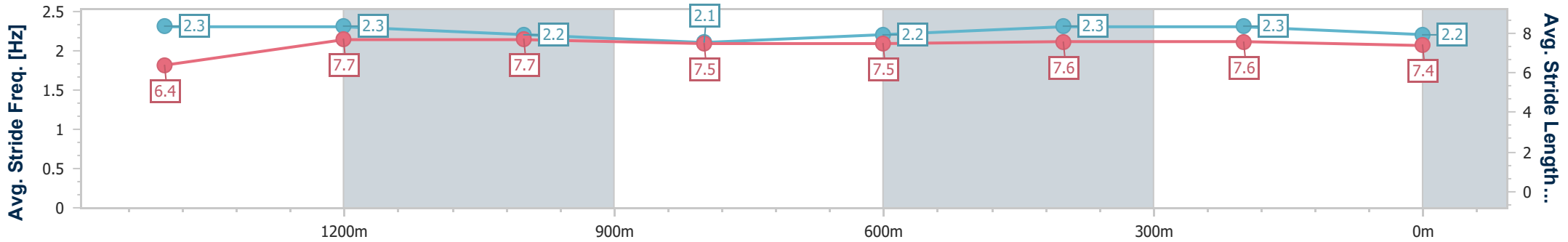
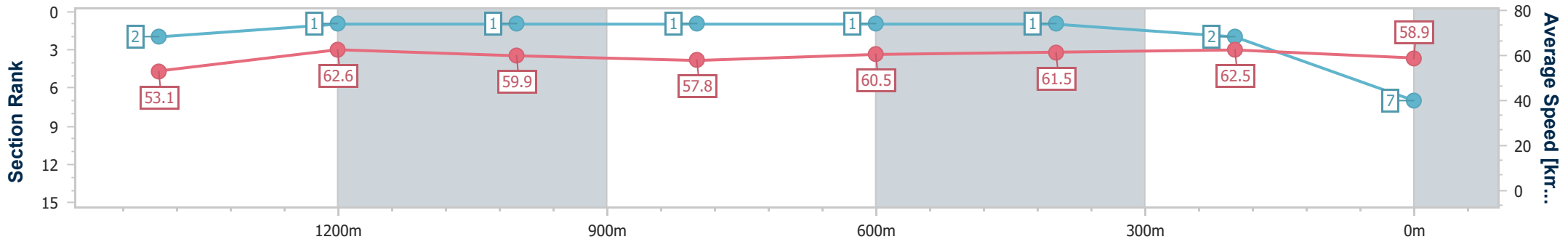
22 January 2025 - 16:33

Track Rating: Good 4, Weather: Fine, Rail Position: +5m Entire



BRISBANE RACING CLUB

Section	Overall	1400m	1200m	1000m	800m	600m	400m	200m
Section Times	1:38.63 [7] (0:15.60)	1:23.03 [2] (0:11.36)	1:11.67 [1] (0:12.02)	0:59.65 [1] (0:12.40)	0:47.25 [1] (0:11.86)	0:35.39 [1] (0:11.67)	0:23.72 [1] (0:11.49)	0:12.23 [2] (0:12.23)
Average Speed [km/h]	53.1	62.6	59.9	57.8	60.5	61.5	62.5	58.9
Top Speed [km/h]	66.4	64.8	61.3	59.3	61.9	62.6	63.2	61.7
Avg. Dist. to Rail [m]	2.2	2.3	0.9	0.3	0.6	0.9	0.6	0.3
Avg. Stride Freq. [Hz]	2.3	2.3	2.2	2.1	2.2	2.3	2.3	2.2
Avg. Stride Length [m]	6.4	7.7	7.7	7.5	7.5	7.6	7.6	7.4



- [] Ranking at each section and finish
- .-.- No data available at this section
- NA No data available



Horse/Jockey Name	Believe So
Final Rank	8
Fastest Section Time (Section)	0:11.49 (1400m)
Top Speed [km/h] (Section)	64.3 (Overall)
Race State	Finished



Doomben QLD Professional

Race 6: XXXX BENCHMARK 70 Handicap - 1630m

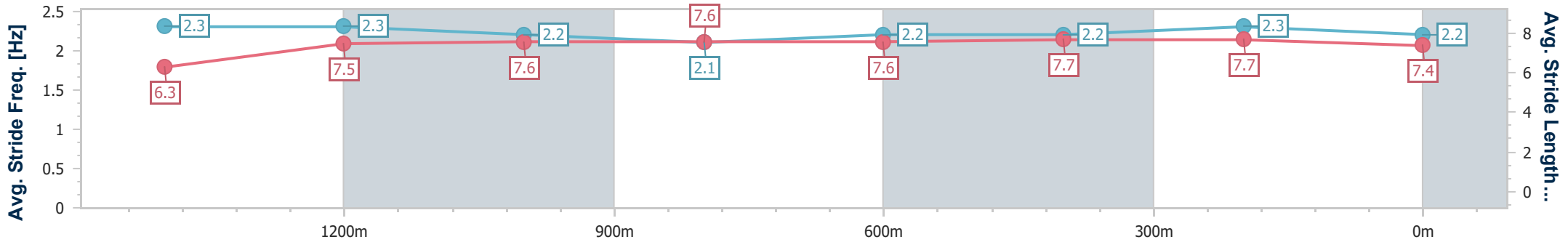
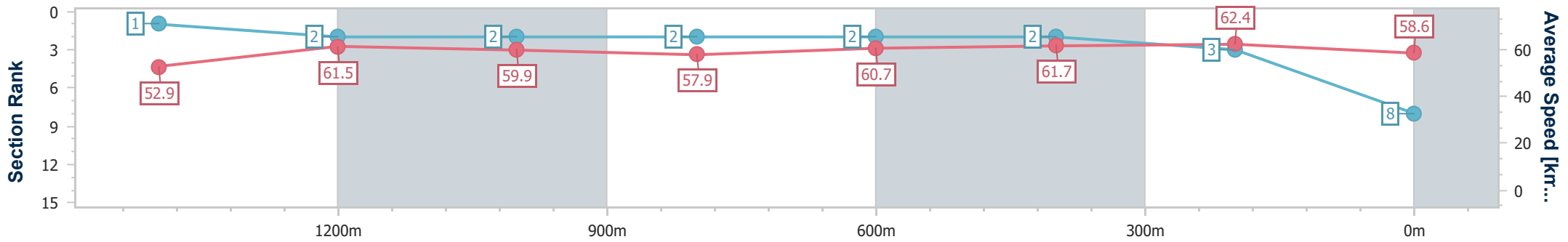
22 January 2025 - 16:33

Track Rating: Good 4, Weather: Fine, Rail Position: +5m Entire



BRISBANE RACING CLUB

Section	Overall	1400m	1200m	1000m	800m	600m	400m	200m
Section Times	1:38.73 [8] (0:15.57)	1:23.16 [1] (0:11.49)	1:11.67 [2] (0:12.01)	0:59.66 [2] (0:12.41)	0:47.25 [2] (0:11.90)	0:35.35 [2] (0:11.60)	0:23.75 [2] (0:11.49)	0:12.26 [3] (0:12.26)
Average Speed [km/h]	52.9	61.5	59.9	57.9	60.7	61.7	62.4	58.6
Top Speed [km/h]	64.3	63.5	60.3	59.5	62.4	62.7	63.3	61.3
Avg. Dist. to Rail [m]	1.6	2.8	0.8	0.2	0.2	1.0	1.2	1.6
Avg. Stride Freq. [Hz]	2.3	2.3	2.2	2.1	2.2	2.2	2.3	2.2
Avg. Stride Length [m]	6.3	7.5	7.6	7.6	7.6	7.7	7.7	7.4



- [] Ranking at each section and finish
- .-.- No data available at this section
- NA No data available



Horse/Jockey Name	Nightstick
Final Rank	9
Fastest Section Time (Section)	0:11.38 (400m)
Top Speed [km/h] (Section)	65.4 (Overall)
Race State	Finished



Doomben QLD Professional

Race 6: XXXX BENCHMARK 70 Handicap - 1630m

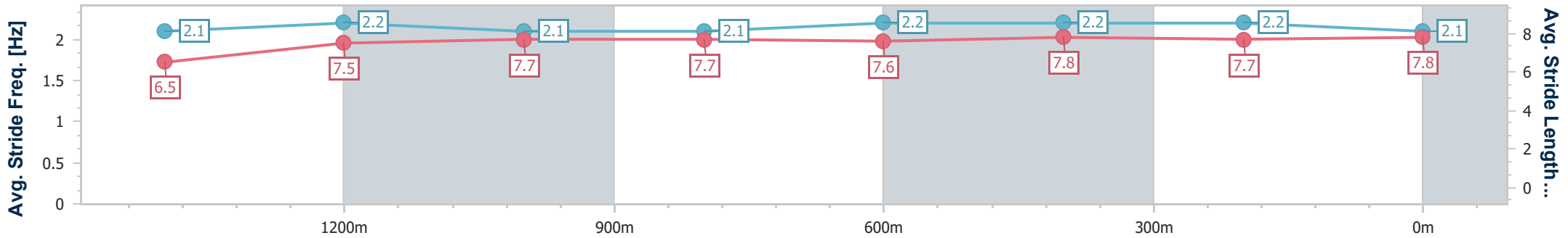
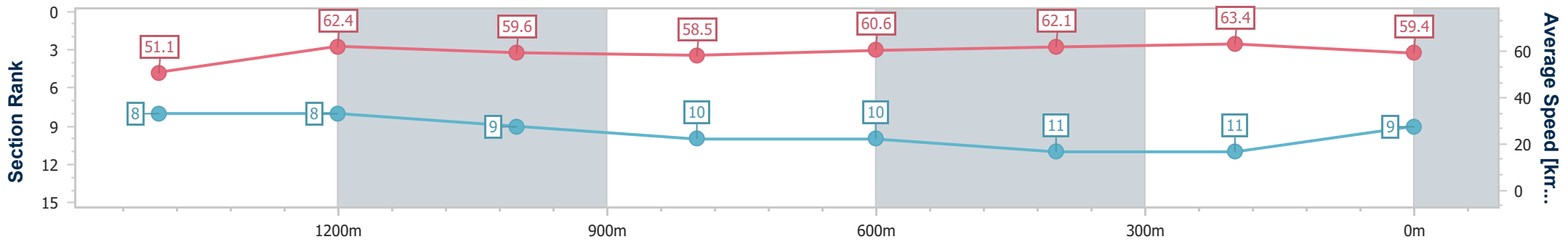
22 January 2025 - 16:33

Track Rating: Good 4, Weather: Fine, Rail Position: +5m Entire



BRISBANE RACING CLUB

Section	Overall	1400m	1200m	1000m	800m	600m	400m	200m
Section Times	1:39.06 [9] (0:16.20)	1:22.86 [8] (0:11.52)	1:11.34 [8] (0:12.09)	0:59.25 [9] (0:12.31)	0:46.94 [10] (0:11.86)	0:35.08 [10] (0:11.57)	0:23.51 [11] (0:11.38)	0:12.13 [11] (0:12.13)
Average Speed [km/h]	51.1	62.4	59.6	58.5	60.6	62.1	63.4	59.4
Top Speed [km/h]	65.4	65.0	60.1	60.0	63.2	63.3	64.4	62.0
Avg. Dist. to Rail [m]	2.2	0.4	0.1	0.2	0.1	0.2	1.7	6.6
Avg. Stride Freq. [Hz]	2.1	2.2	2.1	2.1	2.2	2.2	2.2	2.1
Avg. Stride Length [m]	6.5	7.5	7.7	7.7	7.6	7.8	7.7	7.8



- [] Ranking at each section and finish
- .-.- No data available at this section
- NA No data available



Horse/Jockey Name	Counter
Final Rank	10
Fastest Section Time (Section)	0:11.41 (1400m)
Top Speed [km/h] (Section)	64.7 (400m)
Race State	Finished



Doomben QLD Professional

Race 6: XXXX BENCHMARK 70 Handicap - 1630m

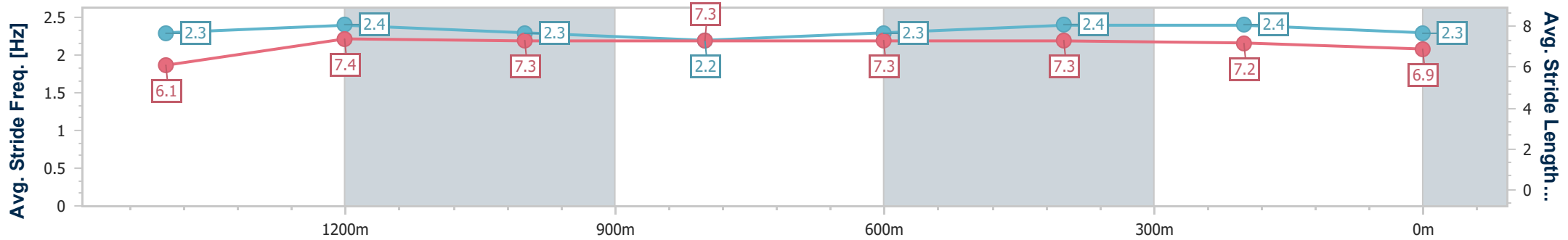
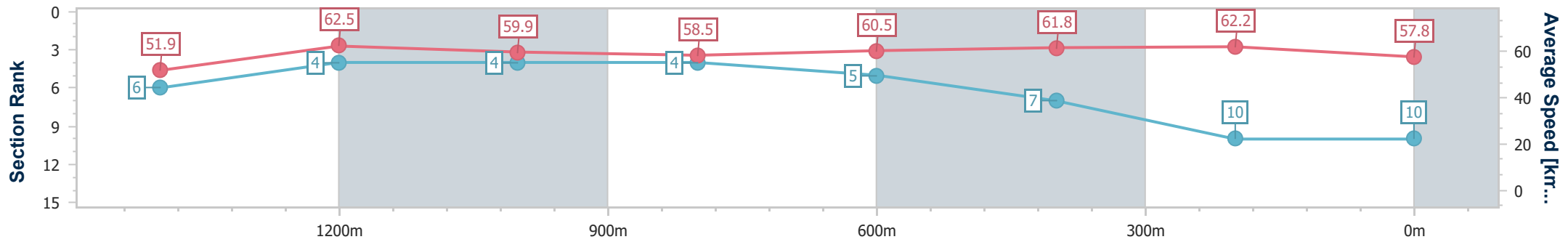
22 January 2025 - 16:33

Track Rating: Good 4, Weather: Fine, Rail Position: +5m Entire



BRISBANE RACING CLUB

Section	Overall	1400m	1200m	1000m	800m	600m	400m	200m
Section Times	1:39.37 [10] (0:15.98)	1:23.39 [6] (0:11.41)	1:11.98 [4] (0:11.99)	0:59.99 [4] (0:12.36)	0:47.63 [4] (0:11.92)	0:35.71 [5] (0:11.64)	0:24.07 [7] (0:11.59)	0:12.48 [10] (0:12.48)
Average Speed [km/h]	51.9	62.5	59.9	58.5	60.5	61.8	62.2	57.8
Top Speed [km/h]	64.2	63.8	62.3	59.4	62.3	63.3	64.7	60.6
Avg. Dist. to Rail [m]	0.8	1.0	0.4	1.0	0.4	0.2	1.0	1.8
Avg. Stride Freq. [Hz]	2.3	2.4	2.3	2.2	2.3	2.4	2.4	2.3
Avg. Stride Length [m]	6.1	7.4	7.3	7.3	7.3	7.3	7.2	6.9



- [] Ranking at each section and finish
- .-.- No data available at this section
- NA No data available



Horse/Jockey Name	Baglioni
Final Rank	11
Fastest Section Time (Section)	0:11.26 (1400m)
Top Speed [km/h] (Section)	65.8 (1200m)
Race State	Finished



Doomben QLD Professional

Race 6: XXXX BENCHMARK 70 Handicap - 1630m

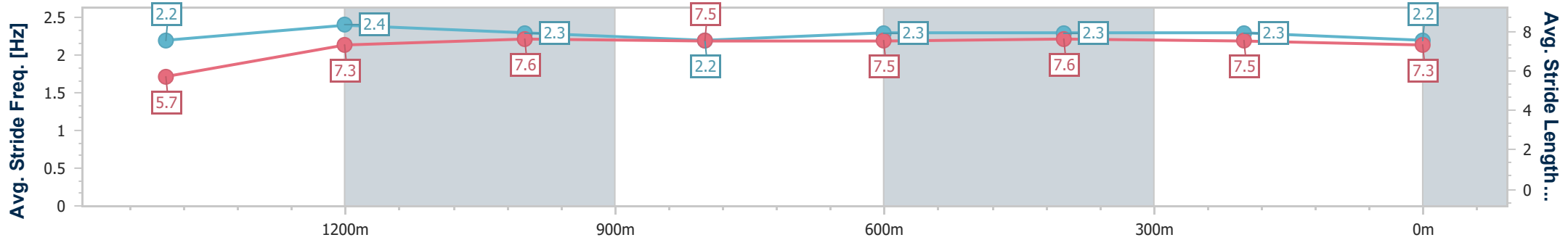
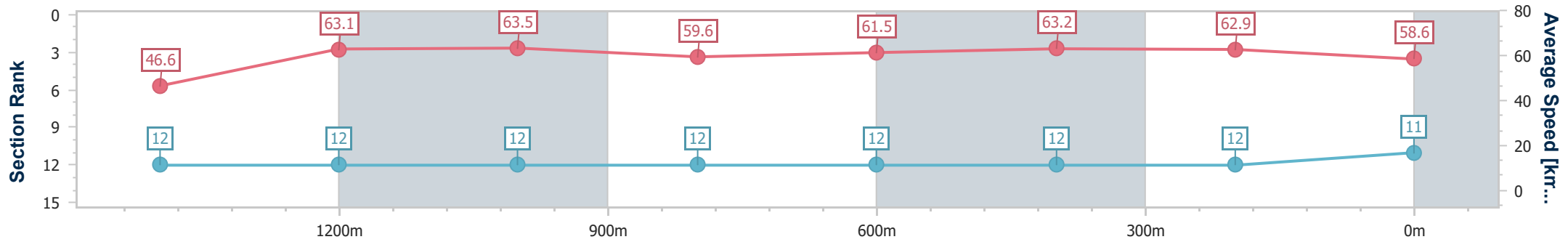
22 January 2025 - 16:33

Track Rating: Good 4, Weather: Fine, Rail Position: +5m Entire



BRISBANE RACING CLUB

Section	Overall	1400m	1200m	1000m	800m	600m	400m	200m
Section Times	1:39.47 [11] (0:17.74)	1:21.73 [12] (0:11.26)	1:10.47 [12] (0:11.34)	0:59.13 [12] (0:12.14)	0:46.99 [12] (0:11.77)	0:35.22 [12] (0:11.40)	0:23.82 [12] (0:11.51)	0:12.31 [12] (0:12.31)
Average Speed [km/h]	46.6	63.1	63.5	59.6	61.5	63.2	62.9	58.6
Top Speed [km/h]	60.8	64.5	65.8	60.5	63.7	63.9	63.7	61.6
Avg. Dist. to Rail [m]	3.1	1.9	0.4	1.1	1.3	0.5	5.5	10.9
Avg. Stride Freq. [Hz]	2.2	2.4	2.3	2.2	2.3	2.3	2.3	2.2
Avg. Stride Length [m]	5.7	7.3	7.6	7.5	7.5	7.6	7.5	7.3



- [] Ranking at each section and finish
- .-.- No data available at this section
- NA No data available



Horse/Jockey Name	Harmony Reigns
Final Rank	12
Fastest Section Time (Section)	0:11.55 (600m)
Top Speed [km/h] (Section)	64.3 (Overall)
Race State	Finished



Doomben QLD Professional

Race 6: XXXX BENCHMARK 70 Handicap - 1630m

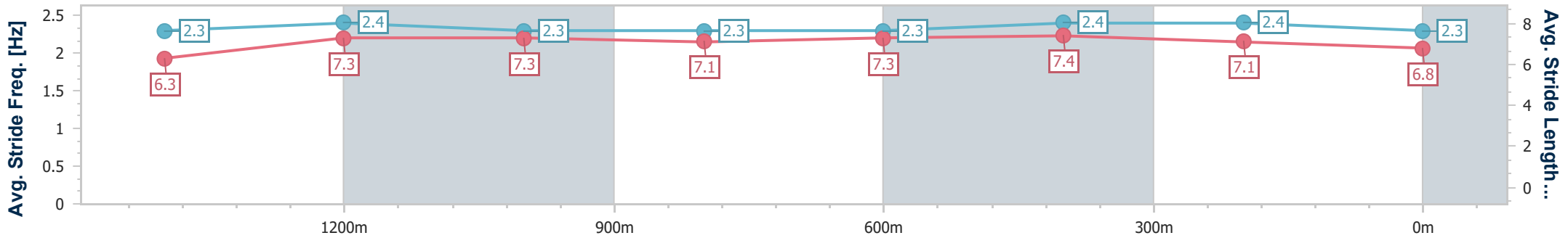
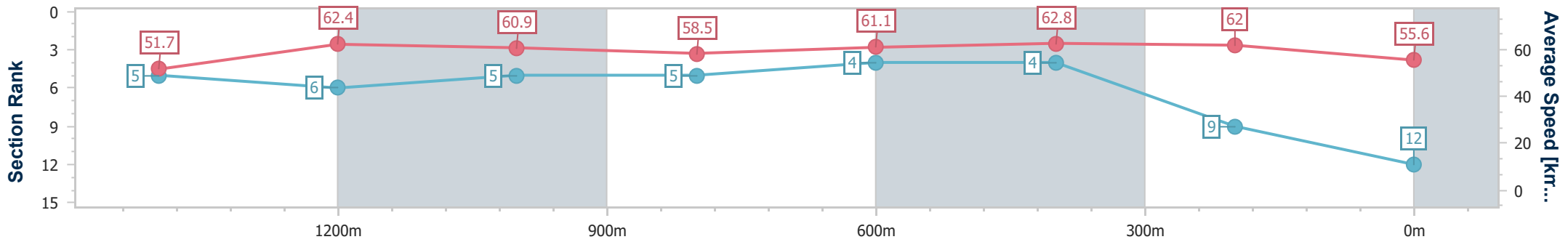
22 January 2025 - 16:33

Track Rating: Good 4, Weather: Fine, Rail Position: +5m Entire



BRISBANE RACING CLUB

Section	Overall	1400m	1200m	1000m	800m	600m	400m	200m
Section Times	1:39.81 [12] (0:15.97)	1:23.84 [5] (0:11.64)	1:12.20 [6] (0:11.83)	1:00.37 [5] (0:12.38)	0:47.99 [5] (0:11.84)	0:36.15 [4] (0:11.55)	0:24.60 [4] (0:11.66)	0:12.94 [9]
Average Speed [km/h]	51.7	62.4	60.9	58.5	61.1	62.8	62.0	55.6
Top Speed [km/h]	64.3	64.0	62.6	60.2	63.5	63.9	63.4	59.8
Avg. Dist. to Rail [m]	2.0	1.0	2.4	2.8	1.2	1.1	2.5	3.7
Avg. Stride Freq. [Hz]	2.3	2.4	2.3	2.3	2.3	2.4	2.4	2.3
Avg. Stride Length [m]	6.3	7.3	7.3	7.1	7.3	7.4	7.1	6.8



- [] Ranking at each section and finish
- .-.- No data available at this section
- NA No data available



Doomben QLD Professional

Race 7: MAGIC MILLIONS GOLD COAST MARCH Class 1 Plate - 1350m

22 January 2025 - 17:10



BRISBANE
RACING CLUB

Track Rating: Good 4, Weather: Fine, Rail Position: +5m Entire

Section		Field Times										Last 600m
		Overall	1200m	1000m	800m	600m	400m					
		1:19.36 (0:10.92)	1:08.44 (0:10.95)	0:57.49 (0:11.51)	0:45.98 (0:11.76)	0:34.22 (0:11.43)	0:22.79 (0:11.27)	0:34.22				
Rank	TAB Horse/Jockey	Barrier	Top Speed [km/h]	Fastest Section								Distance Travelled [m]
1	4 HEMAN Justin Huxtable	11	68.8 400m	0:10.75 400m	1:19.36 [1] (0:11.80)	1:07.56 [12] (0:11.24)	0:56.32 [11] (0:11.57)	0:44.75 [12] (0:11.60)	0:33.15 [12] (0:11.41)	0:21.74 [11] (0:10.75)	0:33.15	
2	5 INFLUENTIAL Kyle Wilson-Taylor	15	66.9 400m	0:10.89 400m	1:19.52 [2] (0:11.42)	1:08.10 [8] (0:10.97)	0:57.13 [6] (0:11.48)	0:45.65 [5] (0:11.78)	0:33.87 [5] (0:11.35)	0:22.52 [5] (0:10.89)	0:33.87 +3	
3	9 SWITCHBLADE Emily Lang	14	67.8 1200m	0:10.90 1200m	1:19.76 [3] (0:11.20)	1:08.56 [5] (0:10.90)	0:57.66 [3] (0:11.48)	0:46.18 [3] (0:11.83)	0:34.35 [3] (0:11.39)	0:22.96 [3] (0:11.15)	0:34.35 +4	
4	3 EXPRESS PAYMENT Jake Bayliss	13	68.0 1200m	0:10.85 1200m	1:20.00 [4] (0:11.05)	1:08.95 [2] (0:10.85)	0:58.10 [2] (0:11.48)	0:46.62 [1] (0:11.76)	0:34.86 [1] (0:11.46)	0:23.40 [2] (0:11.24)	0:34.86 +2	
5	11 BETATHANEVA Michael Rodd	6	66.5 1200m	0:11.12 1200m	1:20.02 [5] (0:11.14)	1:08.88 [3] (0:11.12)	0:57.76 [5] (0:11.71)	0:46.05 [6] (0:11.75)	0:34.30 [6] (0:11.27)	0:23.03 [4] (0:11.18)	0:34.30 -8	
6	15 AUTUMNGIRL James Orman	4	67.1 400m	0:10.88 400m	1:20.06 [6] (0:11.25)	1:08.81 [6] (0:11.23)	0:57.58 [8] (0:11.58)	0:46.00 [8] (0:11.86)	0:34.14 [8] (0:11.39)	0:22.75 [8] (0:10.88)	0:34.14 -5	
7	12 FERINO Angela Jones	5	66.5 400m	0:10.98 400m	1:20.25 [7] (0:11.78)	1:08.47 [11] (0:11.34)	0:57.13 [12] (0:11.43)	0:45.70 [11] (0:11.66)	0:34.04 [11] (0:11.54)	0:22.50 [12] (0:10.98)	0:34.04 +0	
8	13 TEESANDCEES APPLY Bailey Wheeler	12	66.6 400m	0:10.96 400m	1:20.29 [8] (0:12.00)	1:08.29 [13] (0:11.21)	0:57.08 [13] (0:11.56)	0:45.52 [13] (0:11.57)	0:33.95 [13] (0:11.47)	0:22.48 [13] (0:10.96)	0:33.95 -2	
9	6 ITZA MOTZA Cody Collis	2	65.7 400m	0:11.07 1200m	1:20.35 [9] (0:11.39)	1:08.96 [7] (0:11.07)	0:57.89 [7] (0:11.53)	0:46.36 [7] (0:11.79)	0:34.57 [7] (0:11.43)	0:23.14 [7] (0:11.22)	0:34.57 -4	
10	20 CLAUDIUS Nathan Thomas	1	65.9 400m	0:11.07 1200m	1:20.44 [10] (0:11.60)	1:08.84 [10] (0:11.07)	0:57.77 [10] (0:11.57)	0:46.20 [10] (0:11.69)	0:34.51 [9] (0:11.42)	0:23.09 [9] (0:11.17)	0:34.51 -3	

Scratched: Better Be Slick (#1), Peaceful Prince (#7), Superzoom (#8), Attentive (#14), Explicable (#2)

[] Ranking at each section and finish
 -:-:- No data available at this section
 NA No data available

SCN Saddle cloth number
 DNF Did not finish
 DNT Did not track



Doomben QLD Professional

Race 7: MAGIC MILLIONS GOLD COAST MARCH Class 1 Plate - 1350m

22 January 2025 - 17:10



BRISBANE
RACING CLUB

Track Rating: Good 4, Weather: Fine, Rail Position: +5m Entire

Section		Overall	1200m	1000m	800m	600m	400m	Last 600m				
Field Times		1:19.36 (0:10.92)	1:08.44 (0:10.95)	0:57.49 (0:11.51)	0:45.98 (0:11.76)	0:34.22 (0:11.43)	0:22.79 (0:11.27)	0:34.22				
Rank	TAB Horse/Jockey	Barrier	Top Speed [km/h]	Fastest Section	Distance Travelled [m]							
11	10 SPIRIT FOX Les Tilley	7	67.1	0:11.04	1:20.55 [11]	1:09.36 [4]	0:58.32 [4]	0:46.72 [4]	0:34.95 [4]	0:23.37 [6]	0:34.95	-1
			Overall	1200m	(0:11.19)	(0:11.04)	(0:11.60)	(0:11.77)	(0:11.58)	(0:11.23)		
12	17 ALL VALOUR Samantha Collett	8	67.4	0:10.92	1:20.61 [12]	1:09.69 [1]	0:58.74 [1]	0:47.22 [2]	0:35.43 [2]	0:24.04 [1]	0:35.43	-3
			1200m	Overall	(0:10.92)	(0:10.95)	(0:11.52)	(0:11.79)	(0:11.39)	(0:11.42)		
13	18 DURUSEHVAR Courtney Bellamy	10	65.4	0:11.17	1:20.70 [13]	1:08.67 [14]	0:57.25 [15]	0:45.79 [15]	0:34.10 [15]	0:22.75 [14]	0:34.10	+3
			400m	400m	(0:12.03)	(0:11.42)	(0:11.46)	(0:11.69)	(0:11.35)	(0:11.17)		
14	16 JULIETA Jag Guthmann-Chester	9	65.8	0:11.10	1:20.77 [14]	1:08.73 [15]	0:57.38 [14]	0:45.91 [14]	0:34.33 [14]	0:22.79 [15]	0:34.33	-1
			400m	400m	(0:12.04)	(0:11.35)	(0:11.47)	(0:11.58)	(0:11.54)	(0:11.10)		
15	19 EASY COMPANY Jason Taylor	3	64.7	0:11.17	1:21.08 [15]	1:09.63 [9]	0:58.46 [9]	0:46.88 [9]	0:35.08 [10]	0:23.60 [10]	0:35.08	+4
			1200m	1200m	(0:11.45)	(0:11.17)	(0:11.58)	(0:11.80)	(0:11.48)	(0:11.35)		

Scratched: Better Be Slick (#1), Peaceful Prince (#7), Superzoom (#8), Attentive (#14), Explicable (#2)

[] Ranking at each section and finish
 -:-:- No data available at this section
 NA No data available

SCN Saddle cloth number
 DNF Did not finish
 DNT Did not track



Doomben QLD Professional

Race 7: MAGIC MILLIONS GOLD COAST MARCH Class 1 Plate - 1350m

22 January 2025 - 17:10



BRISBANE
RACING CLUB

Track Rating: Good 4, Weather: Fine, Rail Position: +5m Entire

Section							200m			Last 600m
Field Times							0:11.52			0:34.22
							(0:11.52)			
Rank	TAB	Horse/Jockey	Barrier	Top Speed [km/h]	Fastest Section	Margin			Distance Travelled [m]	
1	4	HEMAN Justin Huxtable	11	68.8 400m	0:10.75 400m	0:10.99 [7] (0:10.99)	1:19.36		0:33.15	
2	5	INFLUENTIAL Kyle Wilson-Taylor	15	66.9 400m	0:10.89 400m	0:11.63 [2] (0:11.63)	0.94L		0:33.87 +3	
3	9	SWITCHBLADE Emily Lang	14	67.8 1200m	0:10.90 1200m	0:11.81 [3] (0:11.81)	2.34L		0:34.35 +4	
4	3	EXPRESS PAYMENT Jake Bayliss	13	68.0 1200m	0:10.85 1200m	0:12.16 [1] (0:12.16)	3.72L		0:34.86 +2	
5	11	BETATHANEVA Michael Rodd	6	66.5 1200m	0:11.12 1200m	0:11.85 [5] (0:11.85)	3.86L		0:34.30 -8	
6	15	AUTUMNGIRL James Orman	4	67.1 400m	0:10.88 400m	0:11.87 [6] (0:11.87)	4.11L		0:34.14 -5	
7	12	FERINO Angela Jones	5	66.5 400m	0:10.98 400m	0:11.52 [11] (0:11.52)	5.24L		0:34.04 +0	
8	13	TEESANDCEES APPLY Bailey Wheeler	12	66.6 400m	0:10.96 400m	0:11.52 [12] (0:11.52)	5.44L		0:33.95 -2	
9	6	ITZA MOTZA Cody Collis	2	65.7 400m	0:11.07 1200m	0:11.92 [9] (0:11.92)	5.78L		0:34.57 -4	
10	20	CLAUDIUS Nathan Thomas	1	65.9 400m	0:11.07 1200m	0:11.92 [10] (0:11.92)	6.35L		0:34.51 -3	

Scratched: Better Be Slick (#1), Peaceful Prince (#7), Superzoom (#8), Attentive (#14), Explicable (#2)

[] Ranking at each section and finish
 -:-:- No data available at this section
 NA No data available

SCN Saddle cloth number
 DNF Did not finish
 DNT Did not track



Doomben QLD Professional

Race 7: MAGIC MILLIONS GOLD COAST MARCH Class 1 Plate - 1350m

22 January 2025 - 17:10



BRISBANE
RACING CLUB

Track Rating: Good 4, Weather: Fine, Rail Position: +5m Entire

Section				200m				Last 600m	
Field Times				0:11.52 (0:11.52)				0:34.22	
Rank	TAB Horse/Jockey	Barrier	Top Speed [km/h]	Fastest Section	Margin				Distance Travelled [m]
11	10 SPIRIT FOX Les Tilley	7	67.1 Overall	0:11.04 1200m	0:12.14 [8] (0:12.14)	6.96L	0:34.95		-1
12	17 ALL VALOUR Samantha Collett	8	67.4 1200m	0:10.92 Overall	0:12.62 [4] (0:12.62)	7.33L	0:35.43		-3
13	18 DURUSEHVAR Courtney Bellamy	10	65.4 400m	0:11.17 400m	0:11.58 [15] (0:11.58)	7.84L	0:34.10		+3
14	16 JULIETA Jag Guthmann-Chester	9	65.8 400m	0:11.10 400m	0:11.69 [14] (0:11.69)	8.27L	0:34.33		-1
15	19 EASY COMPANY Jason Taylor	3	64.7 1200m	0:11.17 1200m	0:12.25 [13] (0:12.25)	10.1L	0:35.08		+4

Scratched: Better Be Slick (#1), Peaceful Prince (#7), Superzoom (#8), Attentive (#14), Explicable (#2)



Horse/Jockey Name	Heman
Final Rank	1
Fastest Section Time (Section)	0:10.75 (400m)
Top Speed [km/h] (Section)	68.8 (400m)
Race State	Finished



Doomben QLD Professional
Race 7: MAGIC MILLIONS GOLD COAST MARCH Class 1 Plate
 - 1350m

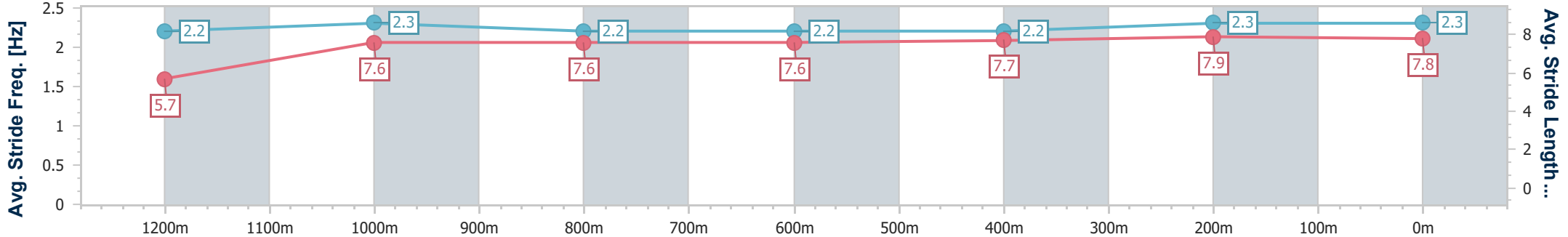
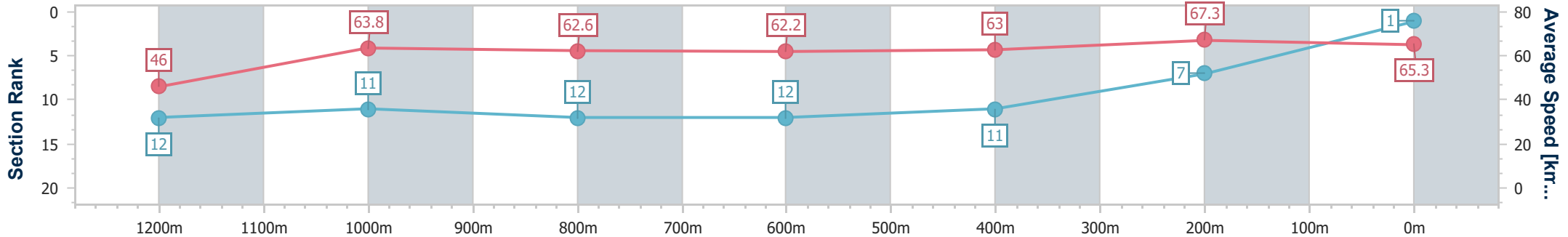


BRISBANE
RACING CLUB

22 January 2025 - 17:10

Track Rating: Good 4, Weather: Fine, Rail Position: +5m Entire

Section	Overall	1200m	1000m	800m	600m	400m	200m
Section Times	1:19.36 [1] (0:11.80)	1:07.56 [12] (0:11.24)	0:56.32 [11] (0:11.57)	0:44.75 [12] (0:11.60)	0:33.15 [12] (0:11.41)	0:21.74 [11] (0:10.75)	0:10.99 [7] (0:10.99)
Average Speed [km/h]	46.0	63.8	62.6	62.2	63.0	67.3	65.3
Top Speed [km/h]	63.0	64.8	63.9	63.7	65.0	68.8	67.7
Avg. Dist. to Rail [m]	6.4	0.8	1.0	0.4	0.2	4.2	6.5
Avg. Stride Freq. [Hz]	2.2	2.3	2.2	2.2	2.2	2.3	2.3
Avg. Stride Length [m]	5.7	7.6	7.6	7.6	7.7	7.9	7.8



- [] Ranking at each section and finish
- .-.- No data available at this section
- NA No data available



Horse/Jockey Name	Influential
Final Rank	2
Fastest Section Time (Section)	0:10.89 (400m)
Top Speed [km/h] (Section)	66.9 (400m)
Race State	Finished



Doomben QLD Professional
Race 7: MAGIC MILLIONS GOLD COAST MARCH Class 1 Plate
 - 1350m

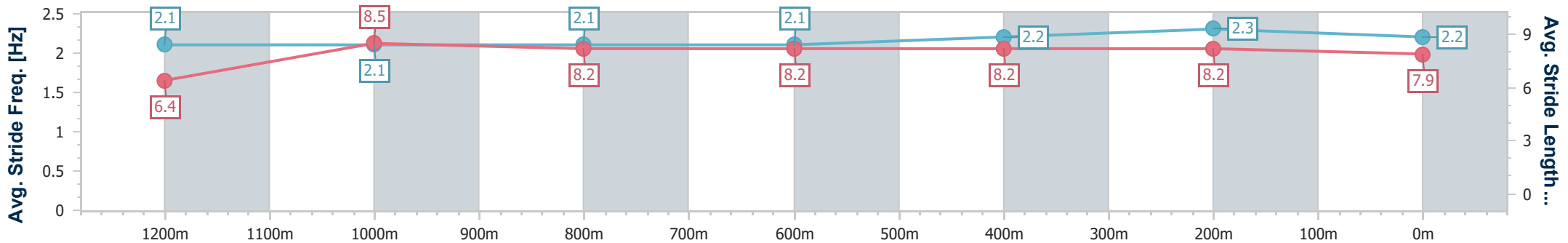
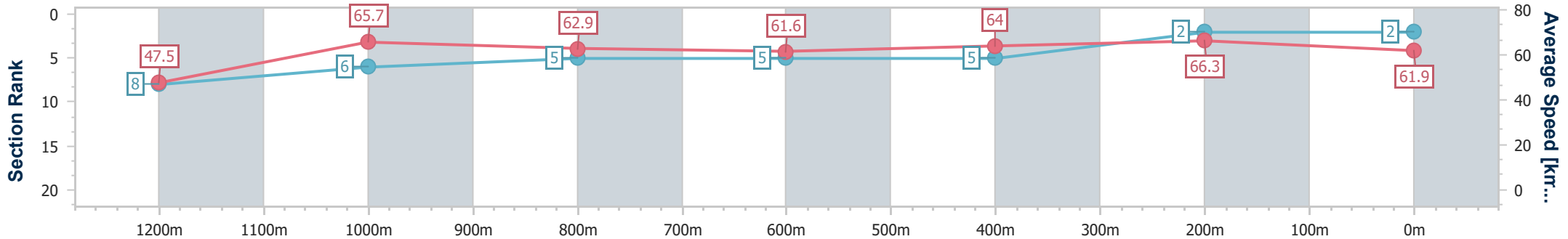


BRISBANE
RACING CLUB

22 January 2025 - 17:10

Track Rating: Good 4, Weather: Fine, Rail Position: +5m Entire

Section	Overall	1200m	1000m	800m	600m	400m	200m
Section Times	1:19.52 [2] (0:11.42)	1:08.10 [8] (0:10.97)	0:57.13 [6] (0:11.48)	0:45.65 [5] (0:11.78)	0:33.87 [5] (0:11.35)	0:22.52 [5] (0:10.89)	0:11.63 [2] (0:11.63)
Average Speed [km/h]	47.5	65.7	62.9	61.6	64.0	66.3	61.9
Top Speed [km/h]	65.8	66.1	65.1	62.3	65.8	66.9	65.2
Avg. Dist. to Rail [m]	12.4	2.1	1.9	1.6	1.3	2.3	4.2
Avg. Stride Freq. [Hz]	2.1	2.1	2.1	2.1	2.2	2.3	2.2
Avg. Stride Length [m]	6.4	8.5	8.2	8.2	8.2	8.2	7.9



- [] Ranking at each section and finish
- .-.- No data available at this section
- NA No data available



Horse/Jockey Name	Switchblade
Final Rank	3
Fastest Section Time (Section)	0:10.90 (1200m)
Top Speed [km/h] (Section)	67.8 (1200m)
Race State	Finished



Doomben QLD Professional
Race 7: MAGIC MILLIONS GOLD COAST MARCH Class 1 Plate
- 1350m

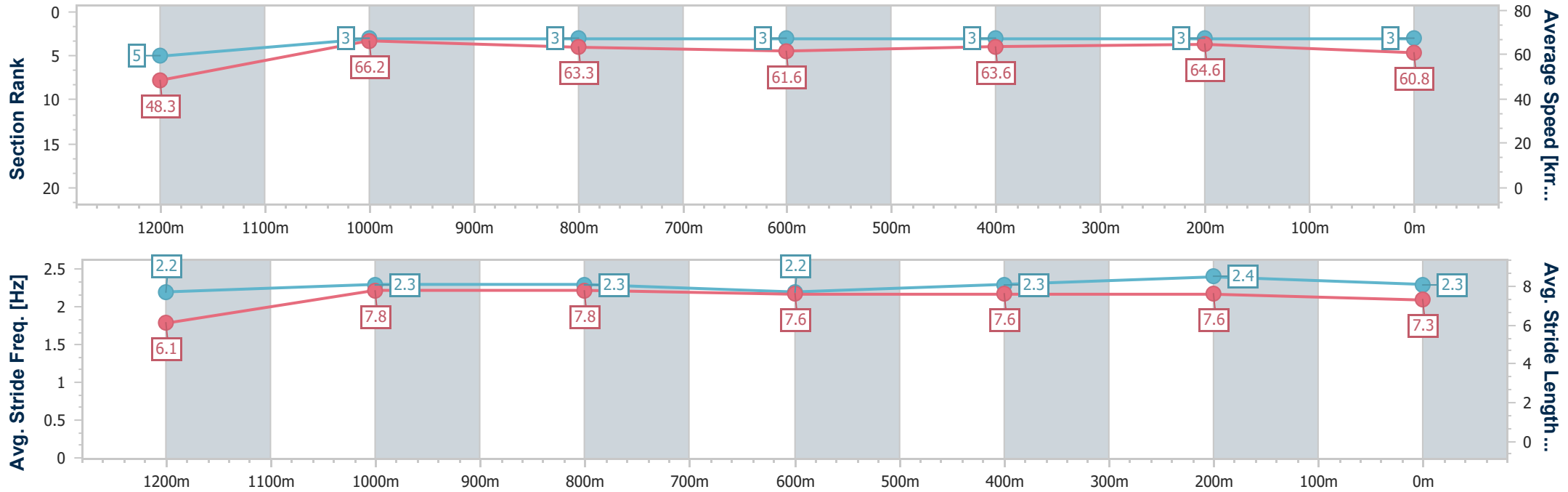


22 January 2025 - 17:10

BRISBANE
RACING CLUB

Track Rating: Good 4, Weather: Fine, Rail Position: +5m Entire

Section	Overall	1200m	1000m	800m	600m	400m	200m
Section Times	1:19.76 [3] (0:11.20)	1:08.56 [5] (0:10.90)	0:57.66 [3] (0:11.48)	0:46.18 [3] (0:11.83)	0:34.35 [3] (0:11.39)	0:22.96 [3] (0:11.15)	0:11.81 [3] (0:11.81)
Average Speed [km/h]	48.3	66.2	63.3	61.6	63.6	64.6	60.8
Top Speed [km/h]	66.3	67.8	65.2	62.3	65.0	65.3	64.2
Avg. Dist. to Rail [m]	11.8	2.4	2.3	2.4	1.1	1.0	1.7
Avg. Stride Freq. [Hz]	2.2	2.3	2.3	2.2	2.3	2.4	2.3
Avg. Stride Length [m]	6.1	7.8	7.8	7.6	7.6	7.6	7.3



- [] Ranking at each section and finish
- .-.- No data available at this section
- NA No data available



Horse/Jockey Name	Express Payment
Final Rank	4
Fastest Section Time (Section)	0:10.85 (1200m)
Top Speed [km/h] (Section)	68.0 (1200m)
Race State	Finished



Doomben QLD Professional
Race 7: MAGIC MILLIONS GOLD COAST MARCH Class 1 Plate
- 1350m

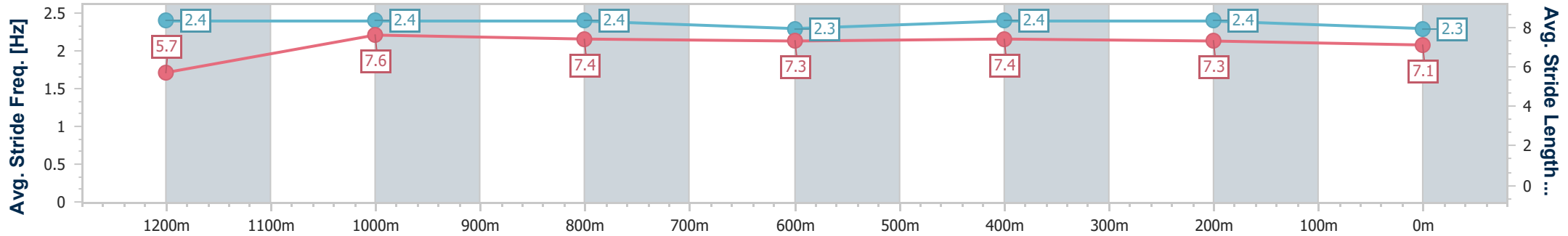
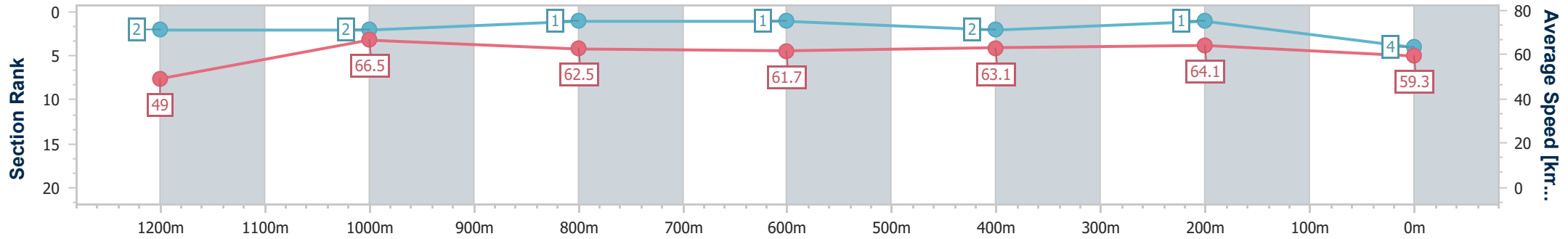


22 January 2025 - 17:10

BRISBANE
RACING CLUB

Track Rating: Good 4, Weather: Fine, Rail Position: +5m Entire

Section	Overall	1200m	1000m	800m	600m	400m	200m
Section Times	1:20.00 [4] (0:11.05)	1:08.95 [2] (0:10.85)	0:58.10 [2] (0:11.48)	0:46.62 [1] (0:11.76)	0:34.86 [1] (0:11.46)	0:23.40 [2] (0:11.24)	0:12.16 [1] (0:12.16)
Average Speed [km/h]	49.0	66.5	62.5	61.7	63.1	64.1	59.3
Top Speed [km/h]	66.6	68.0	65.4	62.8	65.3	65.6	61.8
Avg. Dist. to Rail [m]	8.7	1.9	1.4	1.4	1.5	0.3	1.9
Avg. Stride Freq. [Hz]	2.4	2.4	2.4	2.3	2.4	2.4	2.3
Avg. Stride Length [m]	5.7	7.6	7.4	7.3	7.4	7.3	7.1



- [] Ranking at each section and finish
- .-.- No data available at this section
- NA No data available



Horse/Jockey Name	Betathaneva
Final Rank	5
Fastest Section Time (Section)	0:11.12 (1200m)
Top Speed [km/h] (Section)	66.5 (1200m)
Race State	Finished



Doomben QLD Professional
Race 7: MAGIC MILLIONS GOLD COAST MARCH Class 1 Plate
- 1350m

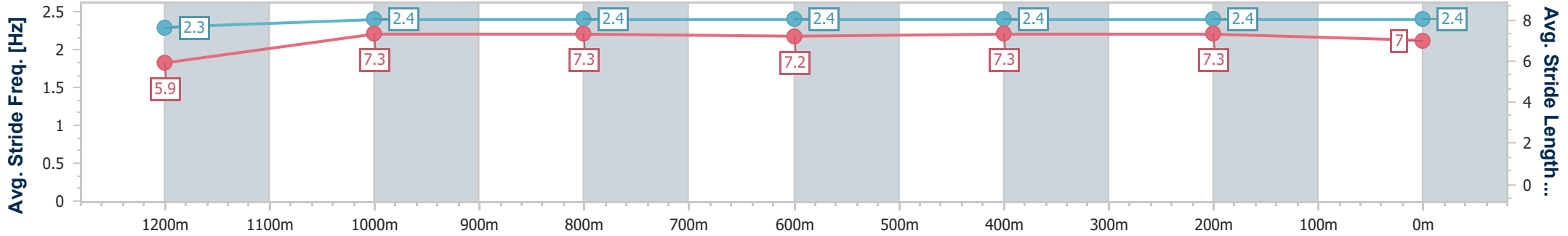
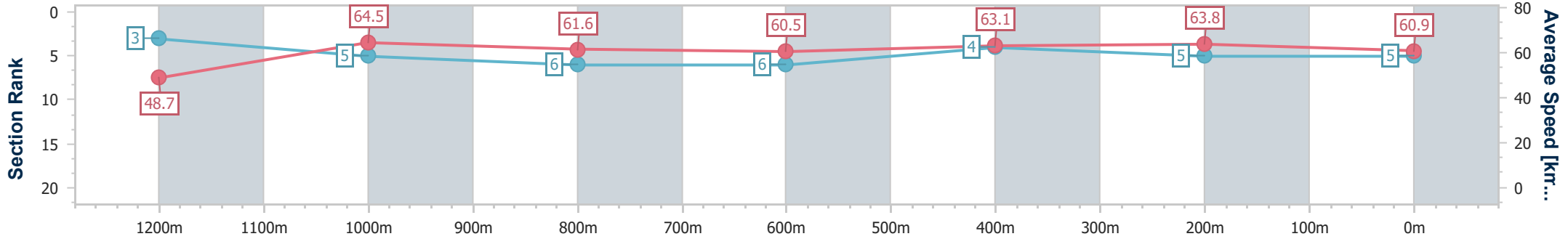


22 January 2025 - 17:10

BRISBANE
RACING CLUB

Track Rating: Good 4, Weather: Fine, Rail Position: +5m Entire

Section	Overall	1200m	1000m	800m	600m	400m	200m
Section Times	1:20.02 [5] (0:11.14)	1:08.88 [3] (0:11.12)	0:57.76 [5] (0:11.71)	0:46.05 [6] (0:11.75)	0:34.30 [6] (0:11.27)	0:23.03 [4] (0:11.18)	0:11.85 [5] (0:11.85)
Average Speed [km/h]	48.7	64.5	61.6	60.5	63.1	63.8	60.9
Top Speed [km/h]	66.4	66.5	63.6	61.3	64.5	65.2	63.2
Avg. Dist. to Rail [m]	4.7	0.4	0.4	2.4	2.4	2.0	0.5
Avg. Stride Freq. [Hz]	2.3	2.4	2.4	2.4	2.4	2.4	2.4
Avg. Stride Length [m]	5.9	7.3	7.3	7.2	7.3	7.3	7.0



- [] Ranking at each section and finish
- .-.- No data available at this section
- NA No data available



Horse/Jockey Name	Autumngirl
Final Rank	6
Fastest Section Time (Section)	0:10.88 (400m)
Top Speed [km/h] (Section)	67.1 (400m)
Race State	Finished



Doomben QLD Professional
Race 7: MAGIC MILLIONS GOLD COAST MARCH Class 1 Plate
 - 1350m

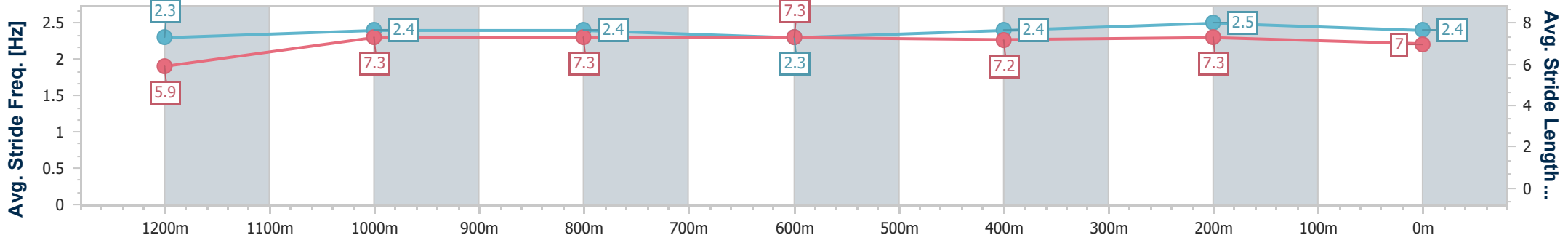
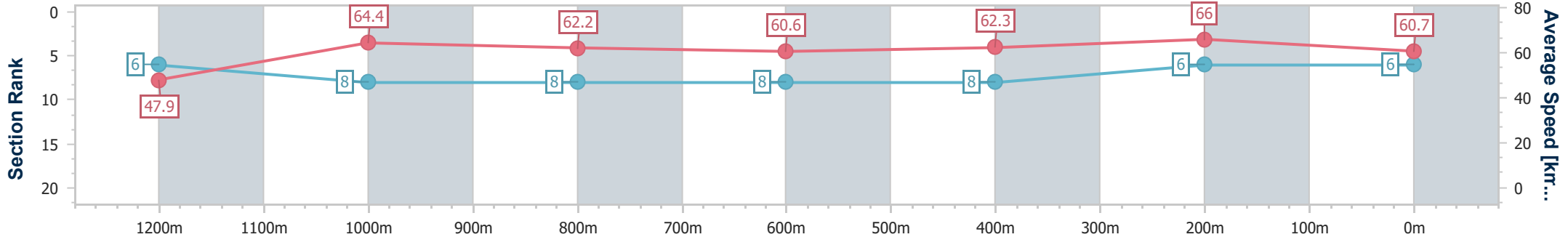


22 January 2025 - 17:10

BRISBANE
RACING CLUB

Track Rating: Good 4, Weather: Fine, Rail Position: +5m Entire

Section	Overall	1200m	1000m	800m	600m	400m	200m
Section Times	1:20.06 [6] (0:11.25)	1:08.81 [6] (0:11.23)	0:57.58 [8] (0:11.58)	0:46.00 [8] (0:11.86)	0:34.14 [8] (0:11.39)	0:22.75 [8] (0:10.88)	0:11.87 [6] (0:11.87)
Average Speed [km/h]	47.9	64.4	62.2	60.6	62.3	66.0	60.7
Top Speed [km/h]	65.5	65.7	64.6	61.3	64.9	67.1	64.6
Avg. Dist. to Rail [m]	3.0	0.9	1.3	0.5	2.3	1.0	2.1
Avg. Stride Freq. [Hz]	2.3	2.4	2.4	2.3	2.4	2.5	2.4
Avg. Stride Length [m]	5.9	7.3	7.3	7.3	7.2	7.3	7.0



- [] Ranking at each section and finish
- .-.- No data available at this section
- NA No data available



Horse/Jockey Name	Ferino
Final Rank	7
Fastest Section Time (Section)	0:10.98 (400m)
Top Speed [km/h] (Section)	66.5 (400m)
Race State	Finished



Doomben QLD Professional
Race 7: MAGIC MILLIONS GOLD COAST MARCH Class 1 Plate
 - 1350m

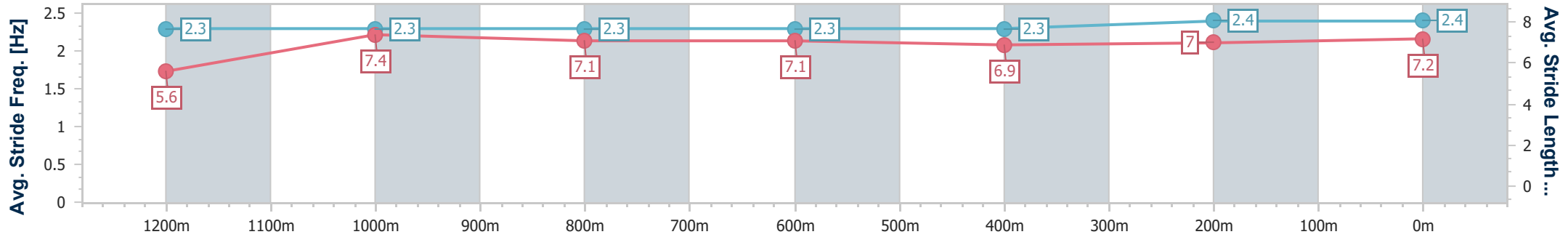
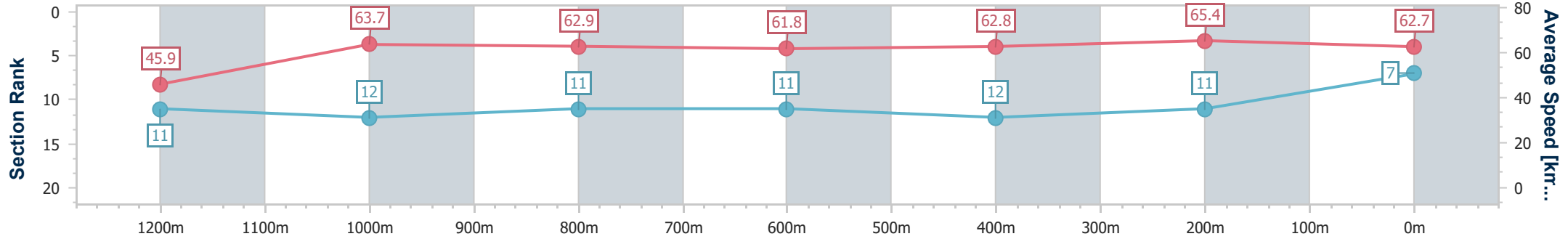


22 January 2025 - 17:10

BRISBANE
RACING CLUB

Track Rating: Good 4, Weather: Fine, Rail Position: +5m Entire

Section	Overall	1200m	1000m	800m	600m	400m	200m
Section Times	1:20.25 [7] (0:11.78)	1:08.47 [11] (0:11.34)	0:57.13 [12] (0:11.43)	0:45.70 [11] (0:11.66)	0:34.04 [11] (0:11.54)	0:22.50 [12] (0:10.98)	0:11.52 [11] (0:11.52)
Average Speed [km/h]	45.9	63.7	62.9	61.8	62.8	65.4	62.7
Top Speed [km/h]	62.1	64.5	64.5	62.5	63.7	66.5	65.4
Avg. Dist. to Rail [m]	3.1	0.5	0.5	0.4	0.8	1.1	2.0
Avg. Stride Freq. [Hz]	2.3	2.3	2.3	2.3	2.3	2.4	2.4
Avg. Stride Length [m]	5.6	7.4	7.1	7.1	6.9	7.0	7.2



- [] Ranking at each section and finish
- .-.- No data available at this section
- NA No data available



Horse/Jockey Name	Teesandcees Apply
Final Rank	8
Fastest Section Time (Section)	0:10.96 (400m)
Top Speed [km/h] (Section)	66.6 (400m)
Race State	Finished



Doomben QLD Professional
Race 7: MAGIC MILLIONS GOLD COAST MARCH Class 1 Plate
 - 1350m

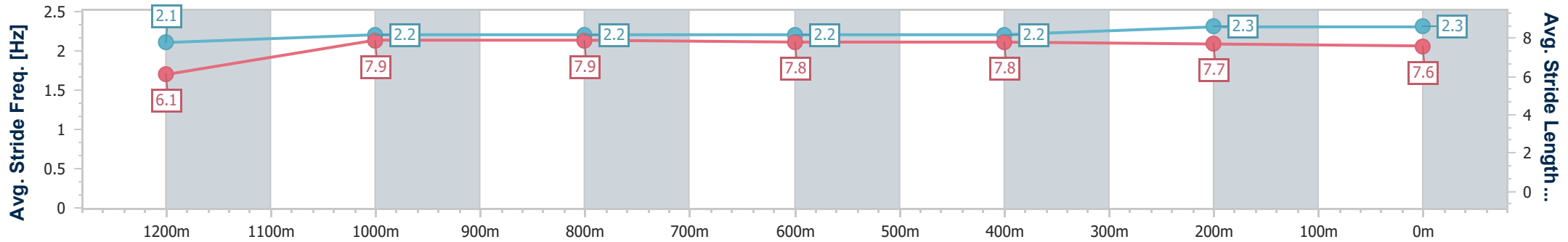
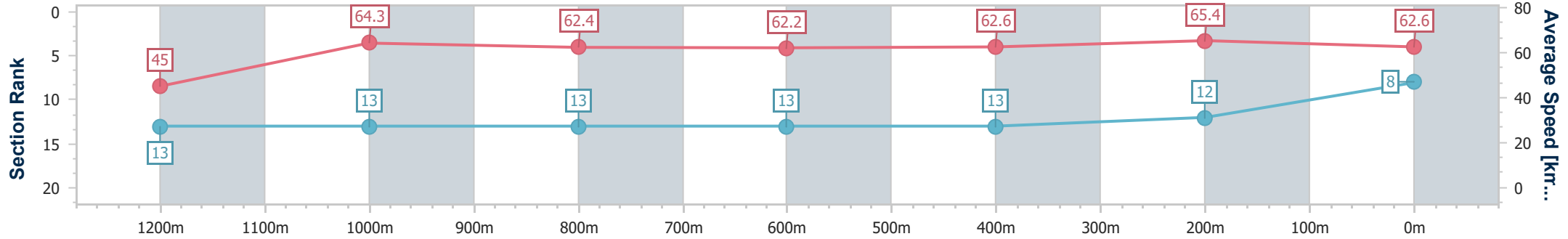


22 January 2025 - 17:10

BRISBANE
RACING CLUB

Track Rating: Good 4, Weather: Fine, Rail Position: +5m Entire

Section	Overall	1200m	1000m	800m	600m	400m	200m
Section Times	1:20.29 [8] (0:12.00)	1:08.29 [13] (0:11.21)	0:57.08 [13] (0:11.56)	0:45.52 [13] (0:11.57)	0:33.95 [13] (0:11.47)	0:22.48 [13] (0:10.96)	0:11.52 [12] (0:11.52)
Average Speed [km/h]	45.0	64.3	62.4	62.2	62.6	65.4	62.6
Top Speed [km/h]	63.8	65.1	65.1	63.2	63.5	66.6	65.8
Avg. Dist. to Rail [m]	7.9	1.6	1.2	0.3	0.6	1.5	5.1
Avg. Stride Freq. [Hz]	2.1	2.2	2.2	2.2	2.2	2.3	2.3
Avg. Stride Length [m]	6.1	7.9	7.9	7.8	7.8	7.7	7.6



- [] Ranking at each section and finish
- .-.- No data available at this section
- NA No data available



Horse/Jockey Name	Itza Motza
Final Rank	9
Fastest Section Time (Section)	0:11.07 (1200m)
Top Speed [km/h] (Section)	65.7 (400m)
Race State	Finished



Doomben QLD Professional
Race 7: MAGIC MILLIONS GOLD COAST MARCH Class 1 Plate
- 1350m

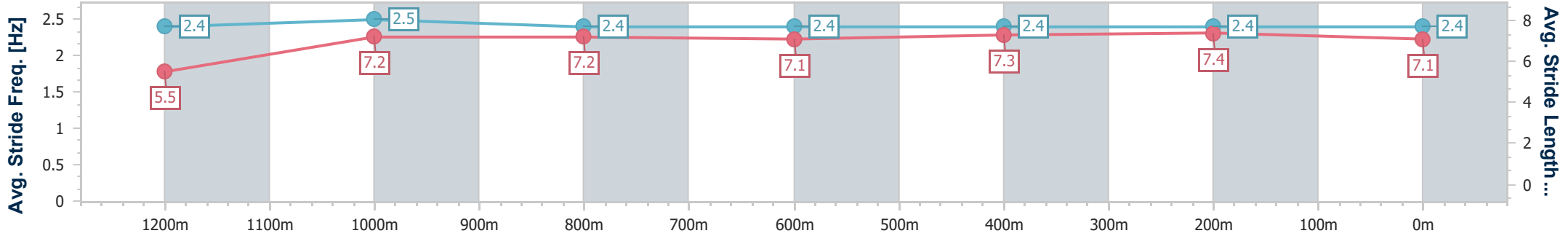
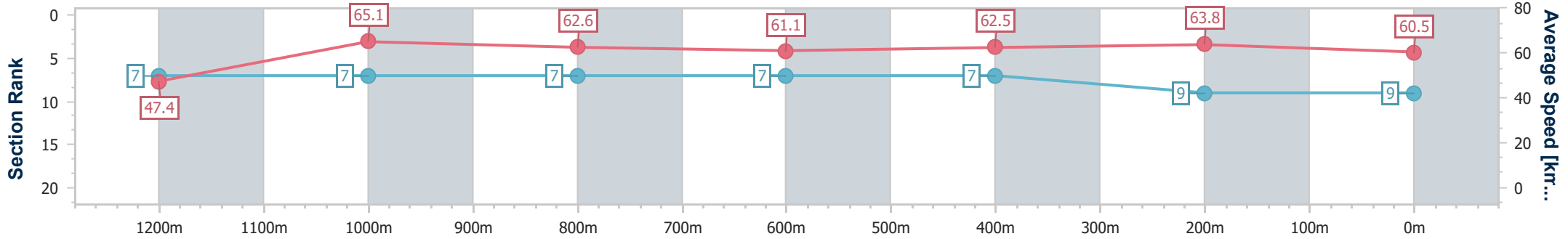


22 January 2025 - 17:10

BRISBANE
RACING CLUB

Track Rating: Good 4, Weather: Fine, Rail Position: +5m Entire

Section	Overall	1200m	1000m	800m	600m	400m	200m
Section Times	1:20.35 [9] (0:11.39)	1:08.96 [7] (0:11.07)	0:57.89 [7] (0:11.53)	0:46.36 [7] (0:11.79)	0:34.57 [7] (0:11.43)	0:23.14 [7] (0:11.22)	0:11.92 [9] (0:11.92)
Average Speed [km/h]	47.4	65.1	62.6	61.1	62.5	63.8	60.5
Top Speed [km/h]	65.5	65.3	64.7	62.1	64.3	65.7	63.1
Avg. Dist. to Rail [m]	1.7	0.4	0.7	0.2	1.1	1.2	1.3
Avg. Stride Freq. [Hz]	2.4	2.5	2.4	2.4	2.4	2.4	2.4
Avg. Stride Length [m]	5.5	7.2	7.2	7.1	7.3	7.4	7.1



- [] Ranking at each section and finish
- .-.- No data available at this section
- NA No data available



Horse/Jockey Name	Claudius
Final Rank	10
Fastest Section Time (Section)	0:11.07 (1200m)
Top Speed [km/h] (Section)	65.9 (400m)
Race State	Finished



Doomben QLD Professional
Race 7: MAGIC MILLIONS GOLD COAST MARCH Class 1 Plate
- 1350m

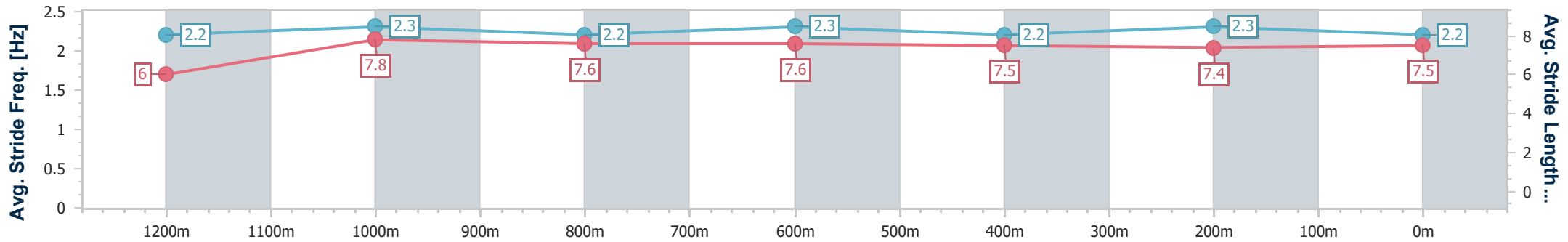
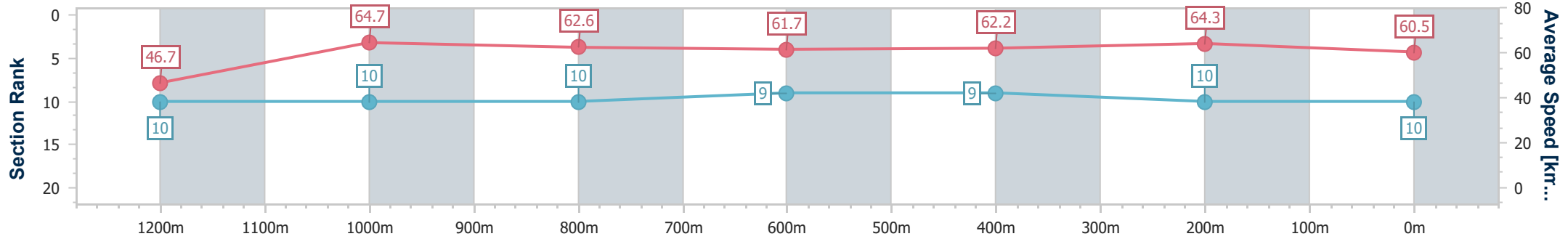


22 January 2025 - 17:10

BRISBANE
RACING CLUB

Track Rating: Good 4, Weather: Fine, Rail Position: +5m Entire

Section	Overall	1200m	1000m	800m	600m	400m	200m
Section Times	1:20.44 [10] (0:11.60)	1:08.84 [10] (0:11.07)	0:57.77 [10] (0:11.57)	0:46.20 [10] (0:11.69)	0:34.51 [9] (0:11.42)	0:23.09 [9] (0:11.17)	0:11.92 [10] (0:11.92)
Average Speed [km/h]	46.7	64.7	62.6	61.7	62.2	64.3	60.5
Top Speed [km/h]	63.1	65.3	64.6	62.8	63.3	65.9	63.3
Avg. Dist. to Rail [m]	1.4	1.4	1.2	0.5	1.5	1.4	1.0
Avg. Stride Freq. [Hz]	2.2	2.3	2.2	2.3	2.2	2.3	2.2
Avg. Stride Length [m]	6.0	7.8	7.6	7.6	7.5	7.4	7.5



- [] Ranking at each section and finish
- .-.- No data available at this section
- NA No data available



Horse/Jockey Name	Spirit Fox
Final Rank	11
Fastest Section Time (Section)	0:11.04 (1200m)
Top Speed [km/h] (Section)	67.1 (Overall)
Race State	Finished



Doomben QLD Professional
 Race 7: MAGIC MILLIONS GOLD COAST MARCH Class 1 Plate
 - 1350m

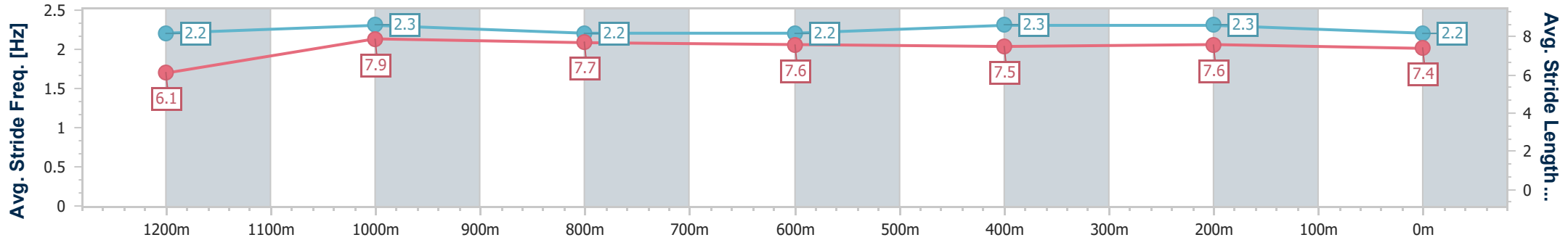
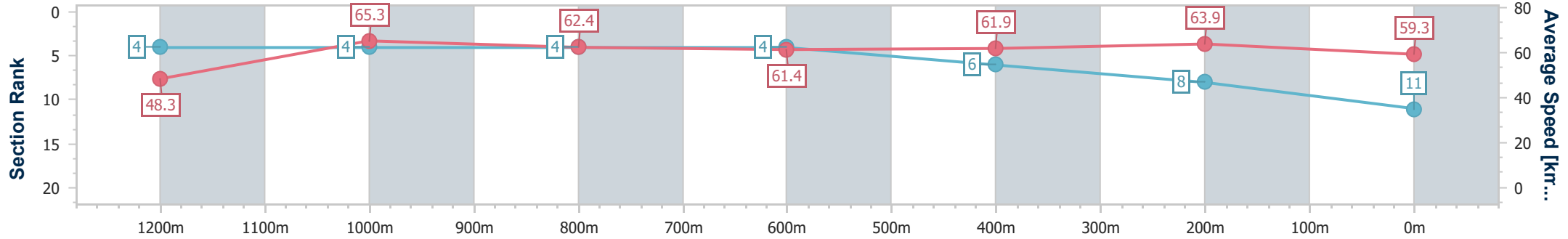


BRISBANE
 RACING CLUB

22 January 2025 - 17:10

Track Rating: Good 4, Weather: Fine, Rail Position: +5m Entire

Section	Overall	1200m	1000m	800m	600m	400m	200m
Section Times	1:20.55 [11] (0:11.19)	1:09.36 [4] (0:11.04)	0:58.32 [4] (0:11.60)	0:46.72 [4] (0:11.77)	0:34.95 [4] (0:11.58)	0:23.37 [6] (0:11.23)	0:12.14 [8] (0:12.14)
Average Speed [km/h]	48.3	65.3	62.4	61.4	61.9	63.9	59.3
Top Speed [km/h]	67.1	67.0	64.3	62.3	62.4	65.1	63.0
Avg. Dist. to Rail [m]	5.4	1.2	1.3	1.3	1.2	1.1	2.7
Avg. Stride Freq. [Hz]	2.2	2.3	2.2	2.2	2.3	2.3	2.2
Avg. Stride Length [m]	6.1	7.9	7.7	7.6	7.5	7.6	7.4



- [] Ranking at each section and finish
- .-.- No data available at this section
- NA No data available



Horse/Jockey Name	All Valour
Final Rank	12
Fastest Section Time (Section)	0:10.92 (Overall)
Top Speed [km/h] (Section)	67.4 (1200m)
Race State	Finished



Doomben QLD Professional
Race 7: MAGIC MILLIONS GOLD COAST MARCH Class 1 Plate
- 1350m

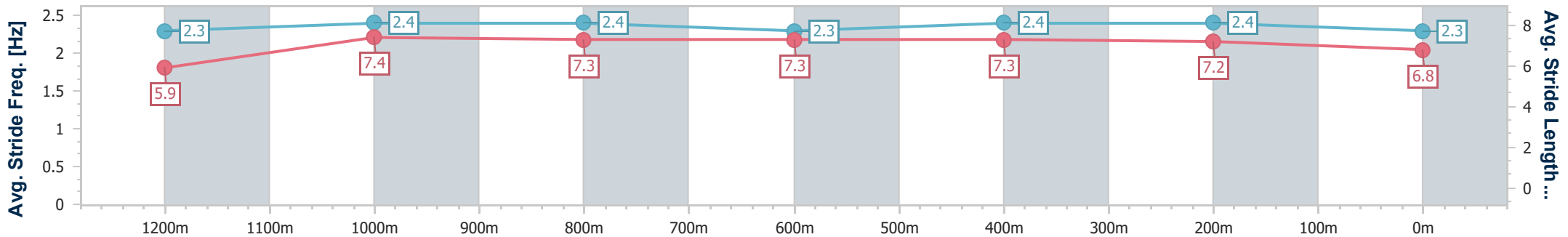
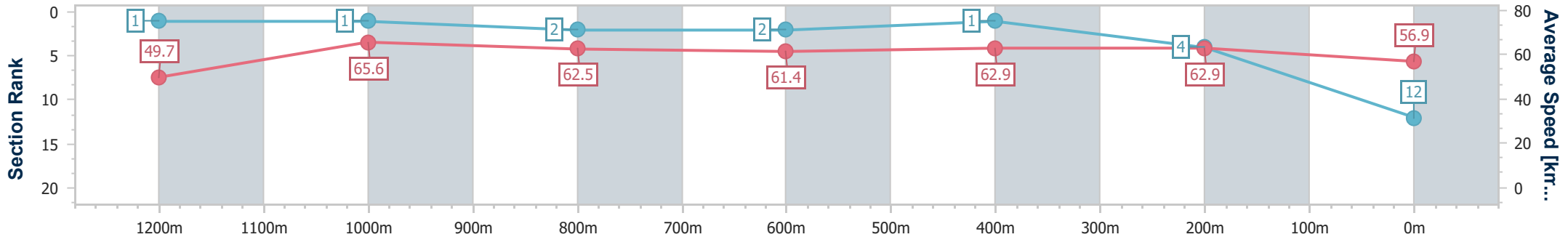


BRISBANE
RACING CLUB

22 January 2025 - 17:10

Track Rating: Good 4, Weather: Fine, Rail Position: +5m Entire

Section	Overall	1200m	1000m	800m	600m	400m	200m
Section Times	1:20.61 [12] (0:10.92)	1:09.69 [1] (0:10.95)	0:58.74 [1] (0:11.52)	0:47.22 [2] (0:11.79)	0:35.43 [2] (0:11.39)	0:24.04 [1] (0:11.42)	0:12.62 [4] (0:12.62)
Average Speed [km/h]	49.7	65.6	62.5	61.4	62.9	62.9	56.9
Top Speed [km/h]	67.2	67.4	64.4	62.1	64.1	64.6	61.1
Avg. Dist. to Rail [m]	6.2	0.4	0.2	0.4	0.8	2.1	1.7
Avg. Stride Freq. [Hz]	2.3	2.4	2.4	2.3	2.4	2.4	2.3
Avg. Stride Length [m]	5.9	7.4	7.3	7.3	7.3	7.2	6.8



- [] Ranking at each section and finish
- .-.- No data available at this section
- NA No data available



Horse/Jockey Name	Durusehvar
Final Rank	13
Fastest Section Time (Section)	0:11.17 (400m)
Top Speed [km/h] (Section)	65.4 (400m)
Race State	Finished



Doomben QLD Professional
Race 7: MAGIC MILLIONS GOLD COAST MARCH Class 1 Plate
 - 1350m

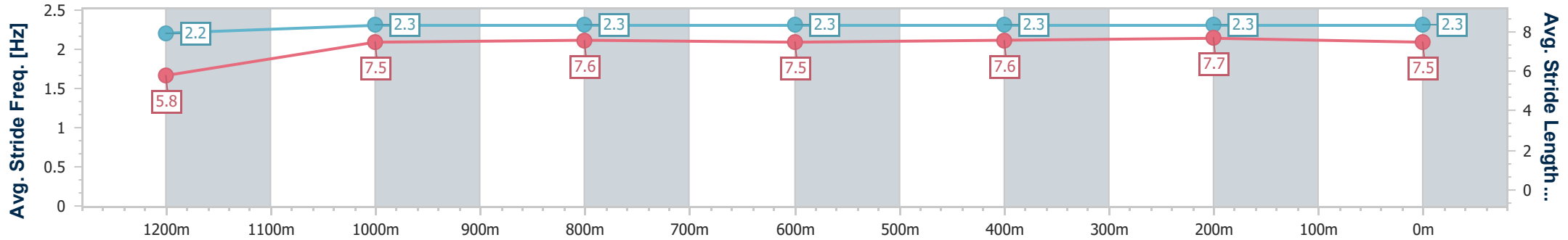
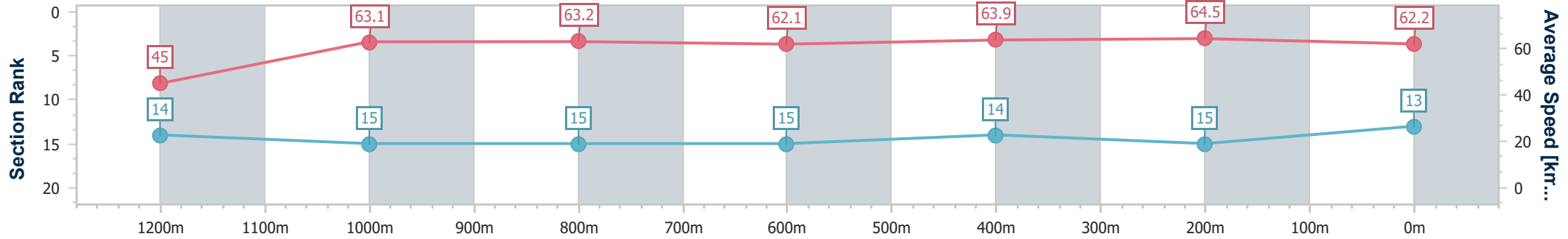


22 January 2025 - 17:10

BRISBANE
RACING CLUB

Track Rating: Good 4, Weather: Fine, Rail Position: +5m Entire

Section	Overall	1200m	1000m	800m	600m	400m	200m
Section Times	1:20.70 [13] (0:12.03)	1:08.67 [14] (0:11.42)	0:57.25 [15] (0:11.46)	0:45.79 [15] (0:11.69)	0:34.10 [15] (0:11.35)	0:22.75 [14] (0:11.17)	0:11.58 [15] (0:11.58)
Average Speed [km/h]	45.0	63.1	63.2	62.1	63.9	64.5	62.2
Top Speed [km/h]	62.4	64.2	64.7	64.2	65.1	65.4	64.4
Avg. Dist. to Rail [m]	5.8	0.9	1.7	1.9	1.3	2.7	7.3
Avg. Stride Freq. [Hz]	2.2	2.3	2.3	2.3	2.3	2.3	2.3
Avg. Stride Length [m]	5.8	7.5	7.6	7.5	7.6	7.7	7.5



- [] Ranking at each section and finish
- .-.- No data available at this section
- NA No data available



Horse/Jockey Name	Julieta
Final Rank	14
Fastest Section Time (Section)	0:11.10 (400m)
Top Speed [km/h] (Section)	65.8 (400m)
Race State	Finished



Doomben QLD Professional
 Race 7: MAGIC MILLIONS GOLD COAST MARCH Class 1 Plate
 - 1350m

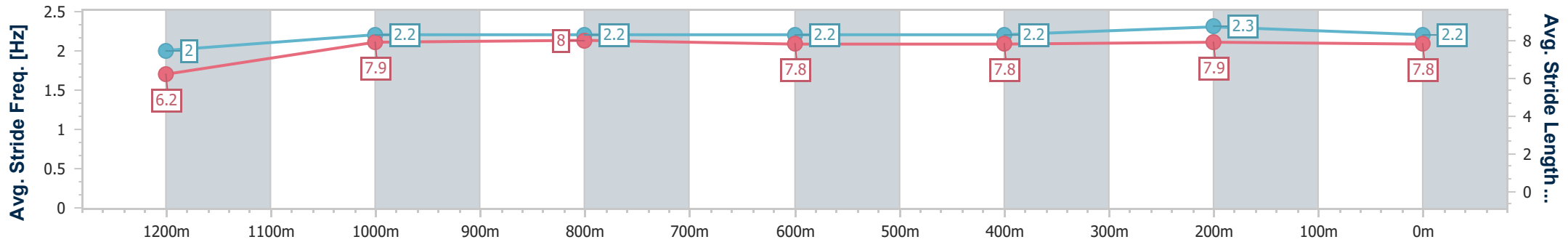
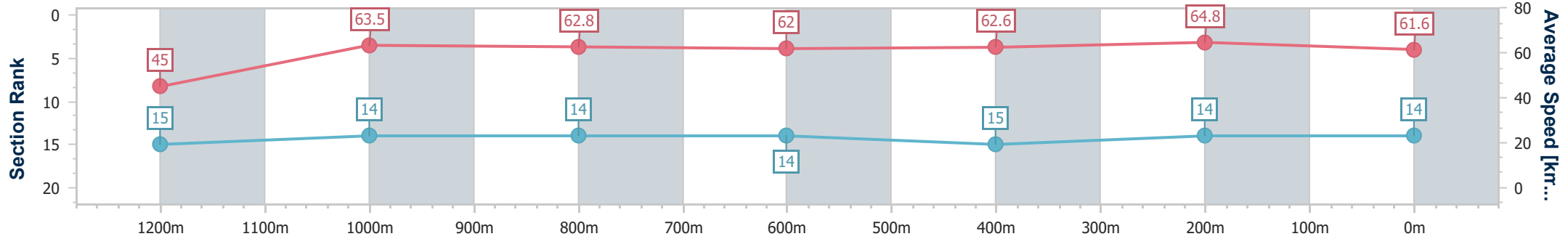


BRISBANE
 RACING CLUB

22 January 2025 - 17:10

Track Rating: Good 4, Weather: Fine, Rail Position: +5m Entire

Section	Overall	1200m	1000m	800m	600m	400m	200m
Section Times	1:20.77 [14] (0:12.04)	1:08.73 [15] (0:11.35)	0:57.38 [14] (0:11.47)	0:45.91 [14] (0:11.58)	0:34.33 [14] (0:11.54)	0:22.79 [15] (0:11.10)	0:11.69 [14] (0:11.69)
Average Speed [km/h]	45.0	63.5	62.8	62.0	62.6	64.8	61.6
Top Speed [km/h]	63.2	63.9	64.0	62.8	63.1	65.8	64.5
Avg. Dist. to Rail [m]	4.5	0.3	0.4	0.1	0.3	2.2	6.4
Avg. Stride Freq. [Hz]	2.0	2.2	2.2	2.2	2.2	2.3	2.2
Avg. Stride Length [m]	6.2	7.9	8.0	7.8	7.8	7.9	7.8



- [] Ranking at each section and finish
- .-.- No data available at this section
- NA No data available



Horse/Jockey Name	Easy Company
Final Rank	15
Fastest Section Time (Section)	0:11.17 (1200m)
Top Speed [km/h] (Section)	64.7 (1200m)
Race State	Finished



Doomben QLD Professional
Race 7: MAGIC MILLIONS GOLD COAST MARCH Class 1 Plate
- 1350m

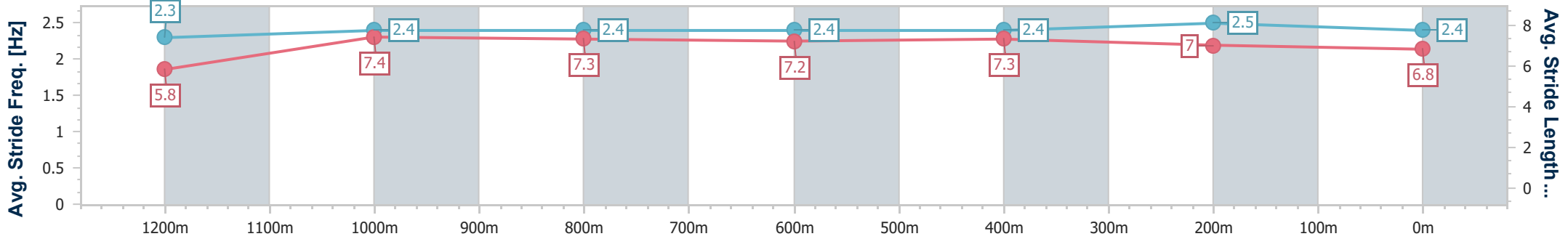
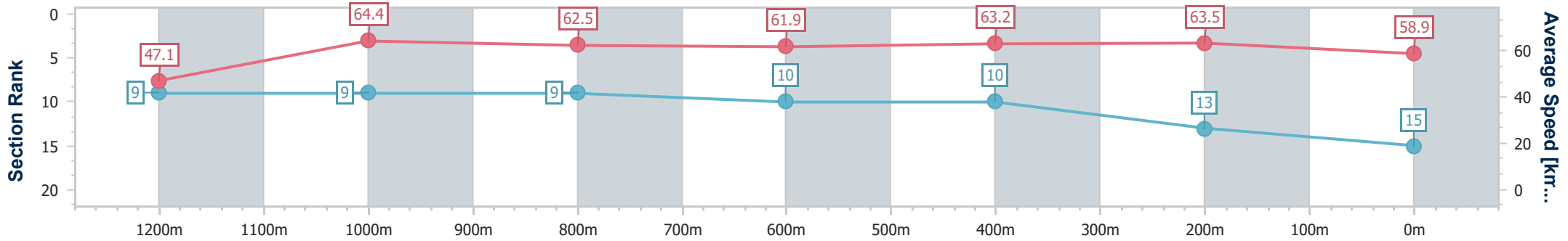


22 January 2025 - 17:10

BRISBANE
RACING CLUB

Track Rating: Good 4, Weather: Fine, Rail Position: +5m Entire

Section	Overall	1200m	1000m	800m	600m	400m	200m
Section Times	1:21.08 [15] (0:11.45)	1:09.63 [9] (0:11.17)	0:58.46 [9] (0:11.58)	0:46.88 [9] (0:11.80)	0:35.08 [10] (0:11.48)	0:23.60 [10] (0:11.35)	0:12.25 [13] (0:12.25)
Average Speed [km/h]	47.1	64.4	62.5	61.9	63.2	63.5	58.9
Top Speed [km/h]	64.1	64.7	63.7	63.0	64.1	64.5	62.0
Avg. Dist. to Rail [m]	2.3	1.2	1.9	2.4	1.7	2.5	4.4
Avg. Stride Freq. [Hz]	2.3	2.4	2.4	2.4	2.4	2.5	2.4
Avg. Stride Length [m]	5.8	7.4	7.3	7.2	7.3	7.0	6.8



- [] Ranking at each section and finish
- .-.- No data available at this section
- NA No data available



Doomben QLD Professional

Race 8: LADBROKES BET TICKER RATINGS BAND 0 - 65 Handicap - 1200m

22 January 2025 - 17:46



BRISBANE
RACING CLUB

Track Rating: Good 4, Weather: Fine, Rail Position: +5m Entire

Section		Overall	1000m	800m	600m	400m	200m	Last 600m				
Field Times		1:09.17 (0:12.91)	0:56.26 (0:10.74)	0:45.52 (0:11.14)	0:34.38 (0:11.29)	0:23.09 (0:11.17)	0:11.92 (0:11.92)	0:34.38				
Rank	TAB Horse/Jockey	Barrier	Top Speed [km/h]	Fastest Section	Overall	1000m	800m	600m	400m	200m	Margin	Distance Travelled [m]
1	3 CASPERNOVA Vlad Duric	1	67.6	0:10.80	1:09.17 [1] (0:13.16)	0:56.01 [3] (0:10.80)	0:45.21 [3] (0:11.04)	0:34.17 [3] (0:11.30)	0:22.87 [3] (0:10.95)	0:11.92 [1] (0:11.92)	1:09.17	0:34.17
2	23 SPEED MAP Jag Guthmann-Chester	11	68.4	0:10.84	1:09.24 [2] (0:13.44)	0:55.80 [6] (0:10.84)	0:44.96 [6] (0:10.97)	0:33.99 [5] (0:11.30)	0:22.69 [5] (0:10.94)	0:11.75 [2] (0:11.75)	0.44L	0:33.99 +5
3	21 THE PLAYER Ryan Curatolo	2	67.6	0:10.84	1:09.51 [3] (0:13.90)	0:55.61 [9] (0:11.06)	0:44.55 [9] (0:10.84)	0:33.71 [8] (0:10.99)	0:22.72 [8] (0:11.02)	0:11.70 [7] (0:11.70)	2.01L	0:33.71 -1
4	4 DRANG A TANG Luke Dempsey	7	68.9	0:10.83	1:09.52 [4] (0:13.21)	0:56.31 [4] (0:10.83)	0:45.48 [4] (0:11.10)	0:34.38 [4] (0:11.38)	0:23.00 [4] (0:11.23)	0:11.77 [6] (0:11.77)	2.08L	0:34.38 +6
5	18 EXTREME SPIRIT Cody Collis	6	67.9	0:10.98	1:09.87 [5] (0:13.71)	0:56.16 [8] (0:11.13)	0:45.03 [8] (0:10.98)	0:34.05 [9] (0:11.14)	0:22.91 [10] (0:11.10)	0:11.81 [11] (0:11.81)	4.14L	0:34.05 +6
6	15 INDAZA Angela Jones	8	69.0	0:10.74	1:09.94 [6] (0:12.91)	0:57.03 [1] (0:10.74)	0:46.29 [1] (0:11.14)	0:35.15 [1] (0:11.29)	0:23.86 [1] (0:11.43)	0:12.43 [3] (0:12.43)	4.54L	0:35.15 -1
7	12 ROSE OF SHIRAZ Jake Bayliss	3	67.9	0:10.88	1:09.95 [7] (0:13.36)	0:56.59 [5] (0:10.88)	0:45.71 [5] (0:11.03)	0:34.68 [6] (0:11.31)	0:23.37 [6] (0:11.17)	0:12.20 [5] (0:12.20)	4.61L	0:34.68 +2
8	14 ADMONISH Andrew Mallyon	5	68.1	0:10.84	1:10.03 [8] (0:13.92)	0:56.11 [10] (0:11.06)	0:45.05 [10] (0:10.84)	0:34.21 [10] (0:11.05)	0:23.16 [9] (0:11.01)	0:12.15 [8] (0:12.15)	5.08L	0:34.21 +4
9	17 CLAIRVUE MOLLY Cejay Graham	10	68.4	0:10.83	1:10.16 [9] (0:13.96)	0:56.20 [11] (0:11.35)	0:44.85 [12] (0:10.91)	0:33.94 [12] (0:10.97)	0:22.97 [12] (0:10.83)	0:12.14 [10] (0:12.14)	5.83L	0:33.94 +3
10	1 KWAMI Les Tilley	9	68.6	0:10.69	1:10.25 [10] (0:12.97)	0:57.28 [2] (0:10.69)	0:46.59 [2] (0:11.17)	0:35.42 [2] (0:11.39)	0:24.03 [2] (0:11.41)	0:12.62 [4] (0:12.62)	6.38L	0:35.42 +6

Scratched: Boomster (#8), Certainlycan (#11), Tellez (#6), Mercian (#10), Lietuva (#7), Express Payment (#9), Jungle Law (#13), Cattrall (#16), Borrelli (#22), Monte Drifter (#24), Hurricane Hall (#5), Valetudo (#

[] Ranking at each section and finish
 -:-:- No data available at this section
 NA No data available

SCN Saddle cloth number
 DNF Did not finish
 DNT Did not track



Doomben QLD Professional
Race 8: LADBROKES BET TICKER RATINGS BAND 0 - 65 Handicap - 1200m
 22 January 2025 - 17:46



Track Rating: Good 4, Weather: Fine, Rail Position: +5m Entire

Section	Overall	1000m	800m	600m	400m	200m	Last 600m
Field Times	1:09.17 (0:12.91)	0:56.26 (0:10.74)	0:45.52 (0:11.14)	0:34.38 (0:11.29)	0:23.09 (0:11.17)	0:11.92 (0:11.92)	0:34.38

Rank	TAB	Horse/Jockey	Barrier	Top Speed [km/h]	Fastest Section	Overall	1000m	800m	600m	400m	200m	Margin	Distance Travelled [m]
11	19	WORTHY ESSGEE Mark Du Plessis	12	69.2 800m	0:10.79 600m	1:10.33 [11] (0:14.09)	0:56.24 [12] (0:11.04)	0:45.20 [11] (0:11.07)	0:34.13 [11] (0:10.79)	0:23.34 [11] (0:11.08)	0:12.26 [12] (0:12.26)	6.84L	0:34.13 +1
12	2	BILLY'S BRO James Orman	4	67.5 Overall	0:10.96 800m	1:10.54 [12] (0:13.49)	0:57.05 [7] (0:10.97)	0:46.08 [7] (0:10.96)	0:35.12 [7] (0:11.18)	0:23.94 [7] (0:11.32)	0:12.62 [9] (0:12.62)	8.07L	0:35.12 +6

Scratched: Boomster (#8), Certainlycan (#11), Tellez (#6), Mercian (#10), Lietuva (#7), Express Payment (#9), Jungle Law (#13), Cattrall (#16), Borrelli (#22), Monte Drifter (#24), Hurricane Hall (#5), Valetudo (#



Horse/Jockey Name	Caspernova
Final Rank	1
Fastest Section Time (Section)	0:10.80 (1000m)
Top Speed [km/h] (Section)	67.6 (Overall)
Race State	Finished

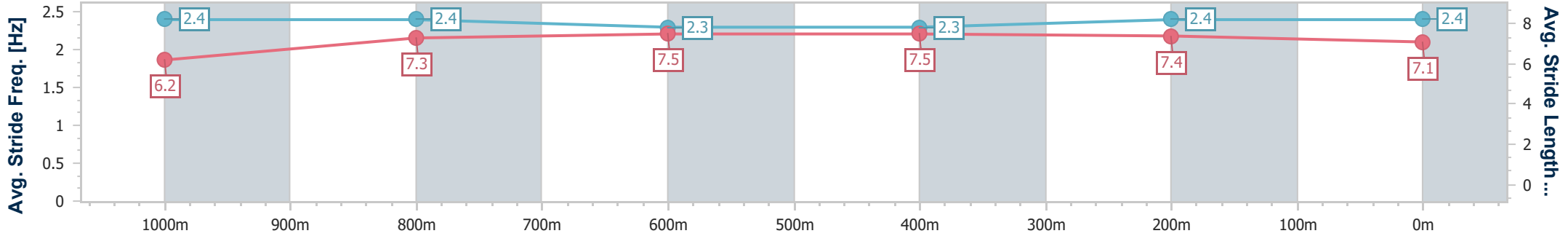
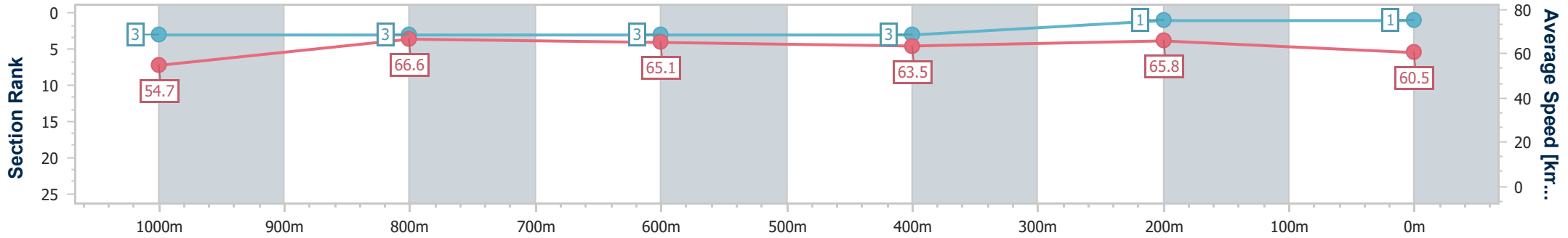


Doomben QLD Professional
Race 8: LADBROKES BET TICKER RATINGS BAND 0 - 65
Handicap - 1200m
22 January 2025 - 17:46
Track Rating: Good 4, Weather: Fine, Rail Position: +5m Entire



BRISBANE
RACING CLUB

Section	Overall	1000m	800m	600m	400m	200m
Section Times	1:09.17 [1] (0:13.16)	0:56.01 [3] (0:10.80)	0:45.21 [3] (0:11.04)	0:34.17 [3] (0:11.30)	0:22.87 [3] (0:10.95)	0:11.92 [1] (0:11.92)
Average Speed [km/h]	54.7	66.6	65.1	63.5	65.8	60.5
Top Speed [km/h]	67.6	67.5	66.6	65.3	67.2	65.4
Avg. Dist. to Rail [m]	0.7	0.3	0.5	0.5	2.2	4.1
Avg. Stride Freq. [Hz]	2.4	2.4	2.3	2.3	2.4	2.4
Avg. Stride Length [m]	6.2	7.3	7.5	7.5	7.4	7.1



- [] Ranking at each section and finish
- .-.- No data available at this section
- NA No data available



Horse/Jockey Name	Speed Map
Final Rank	2
Fastest Section Time (Section)	0:10.84 (1000m)
Top Speed [km/h] (Section)	68.4 (1000m)
Race State	Finished

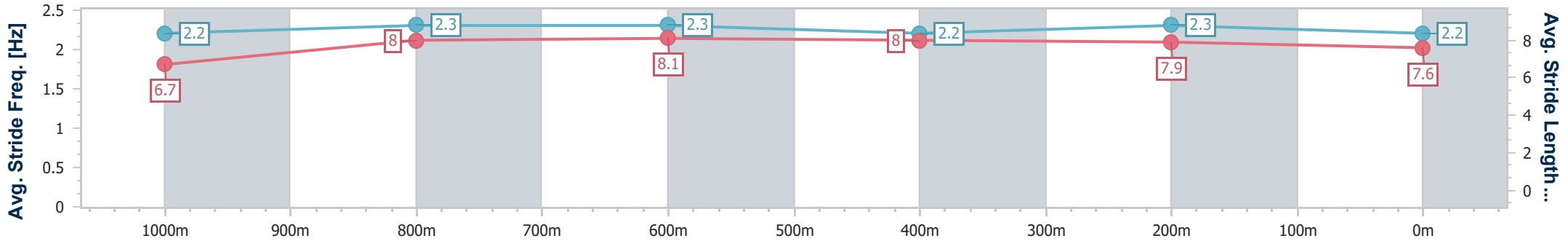
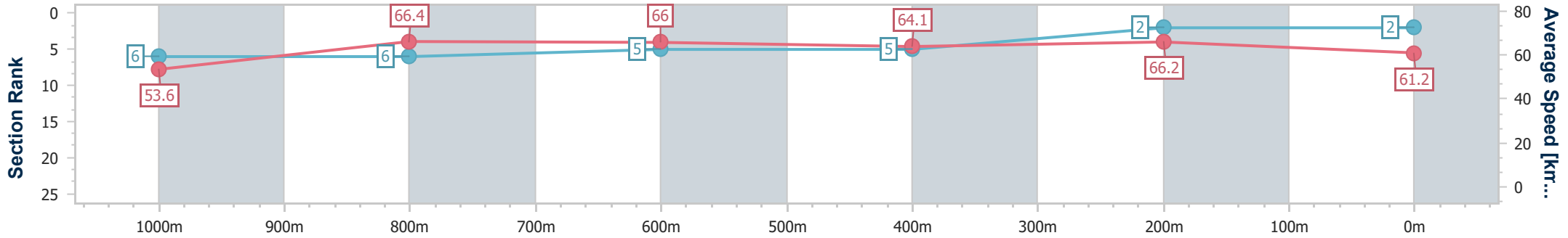


Doomben QLD Professional
Race 8: LADBROKES BET TICKER RATINGS BAND 0 - 65
Handicap - 1200m
22 January 2025 - 17:46
Track Rating: Good 4, Weather: Fine, Rail Position: +5m Entire



BRISBANE
RACING CLUB

Section	Overall	1000m	800m	600m	400m	200m
Section Times	1:09.24 [2] (0:13.44)	0:55.80 [6] (0:10.84)	0:44.96 [6] (0:10.97)	0:33.99 [5] (0:11.30)	0:22.69 [5] (0:10.94)	0:11.75 [2] (0:11.75)
Average Speed [km/h]	53.6	66.4	66.0	64.1	66.2	61.2
Top Speed [km/h]	67.3	68.4	67.1	65.1	67.1	64.7
Avg. Dist. to Rail [m]	6.7	1.3	0.7	0.9	4.6	4.4
Avg. Stride Freq. [Hz]	2.2	2.3	2.3	2.2	2.3	2.2
Avg. Stride Length [m]	6.7	8.0	8.1	8.0	7.9	7.6



- [] Ranking at each section and finish
- .-.- No data available at this section
- NA No data available



Horse/Jockey Name	The Player
Final Rank	3
Fastest Section Time (Section)	0:10.84 (800m)
Top Speed [km/h] (Section)	67.6 (800m)
Race State	Finished

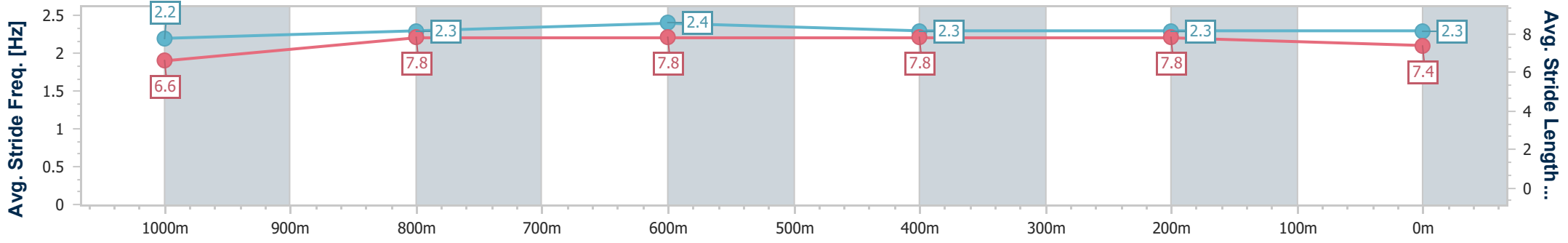
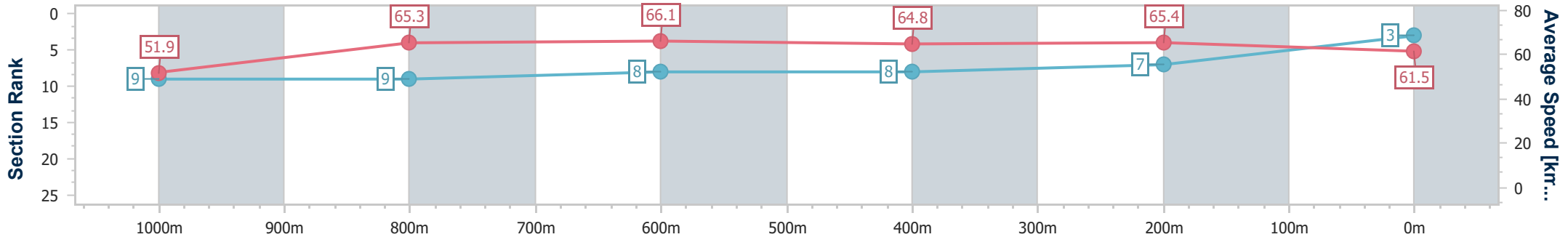


Doomben QLD Professional
Race 8: LADBROKES BET TICKER RATINGS BAND 0 - 65
Handicap - 1200m
22 January 2025 - 17:46
Track Rating: Good 4, Weather: Fine, Rail Position: +5m Entire



BRISBANE
 RACING CLUB

Section	Overall	1000m	800m	600m	400m	200m
Section Times	1:09.51 [3] (0:13.90)	0:55.61 [9] (0:11.06)	0:44.55 [9] (0:10.84)	0:33.71 [8] (0:10.99)	0:22.72 [8] (0:11.02)	0:11.70 [7] (0:11.70)
Average Speed [km/h]	51.9	65.3	66.1	64.8	65.4	61.5
Top Speed [km/h]	66.9	66.5	67.6	65.9	66.4	64.5
Avg. Dist. to Rail [m]	2.1	0.8	0.6	1.9	1.8	3.0
Avg. Stride Freq. [Hz]	2.2	2.3	2.4	2.3	2.3	2.3
Avg. Stride Length [m]	6.6	7.8	7.8	7.8	7.8	7.4



- [] Ranking at each section and finish
- .-.- No data available at this section
- NA No data available



Horse/Jockey Name	Drang A Tang
Final Rank	4
Fastest Section Time (Section)	0:10.83 (1000m)
Top Speed [km/h] (Section)	68.9 (Overall)
Race State	Finished

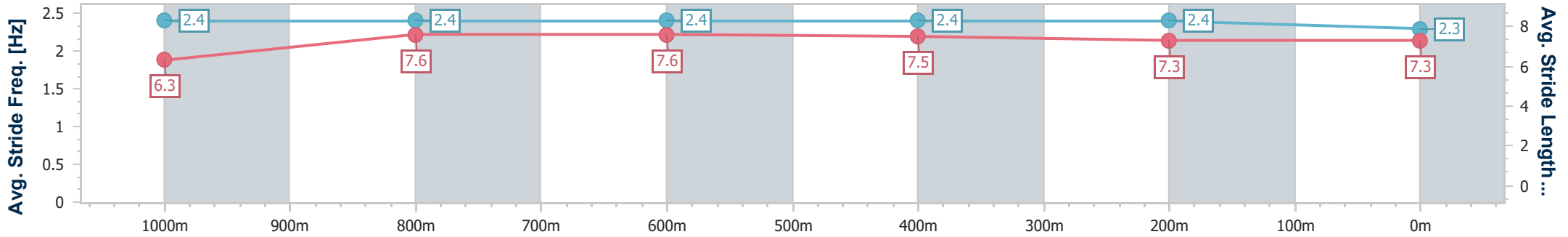
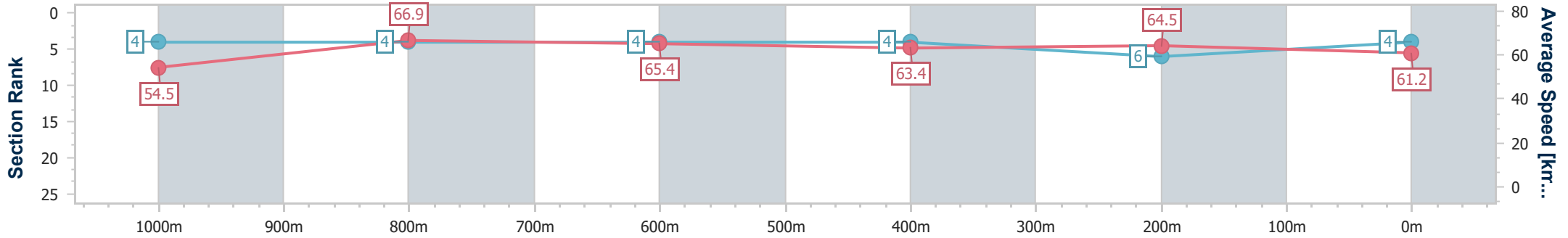


Doomben QLD Professional
Race 8: LADBROKES BET TICKER RATINGS BAND 0 - 65
Handicap - 1200m
22 January 2025 - 17:46
Track Rating: Good 4, Weather: Fine, Rail Position: +5m Entire



BRISBANE
 RACING CLUB

Section	Overall	1000m	800m	600m	400m	200m
Section Times	1:09.52 [4] (0:13.21)	0:56.31 [4] (0:10.83)	0:45.48 [4] (0:11.10)	0:34.38 [4] (0:11.38)	0:23.00 [4] (0:11.23)	0:11.77 [6] (0:11.77)
Average Speed [km/h]	54.5	66.9	65.4	63.4	64.5	61.2
Top Speed [km/h]	68.9	68.8	67.9	65.4	65.6	63.6
Avg. Dist. to Rail [m]	3.4	1.1	1.8	0.9	4.1	5.9
Avg. Stride Freq. [Hz]	2.4	2.4	2.4	2.4	2.4	2.3
Avg. Stride Length [m]	6.3	7.6	7.6	7.5	7.3	7.3



- [] Ranking at each section and finish
- .-.- No data available at this section
- NA No data available



Horse/Jockey Name	Extreme Spirit
Final Rank	5
Fastest Section Time (Section)	0:10.98 (800m)
Top Speed [km/h] (Section)	67.9 (Overall)
Race State	Finished

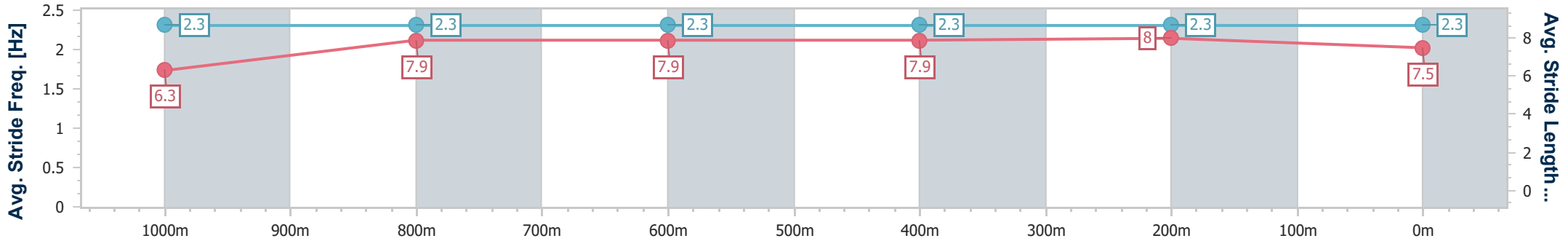
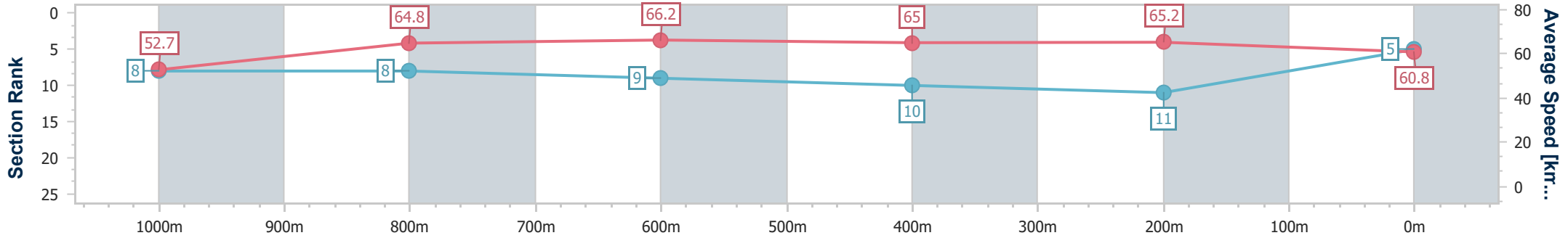


Doomben QLD Professional
Race 8: LADBROKES BET TICKER RATINGS BAND 0 - 65
Handicap - 1200m
22 January 2025 - 17:46
Track Rating: Good 4, Weather: Fine, Rail Position: +5m Entire



BRISBANE
RACING CLUB

Section	Overall	1000m	800m	600m	400m	200m
Section Times	1:09.87 [5] (0:13.71)	0:56.16 [8] (0:11.13)	0:45.03 [8] (0:10.98)	0:34.05 [9] (0:11.14)	0:22.91 [10] (0:11.10)	0:11.81 [11] (0:11.81)
Average Speed [km/h]	52.7	64.8	66.2	65.0	65.2	60.8
Top Speed [km/h]	67.9	66.4	67.8	66.6	65.6	64.4
Avg. Dist. to Rail [m]	4.1	1.6	1.8	0.8	4.4	8.0
Avg. Stride Freq. [Hz]	2.3	2.3	2.3	2.3	2.3	2.3
Avg. Stride Length [m]	6.3	7.9	7.9	7.9	8.0	7.5



- [] Ranking at each section and finish
- .-.- No data available at this section
- NA No data available



Horse/Jockey Name	Indaza
Final Rank	6
Fastest Section Time (Section)	0:10.74 (1000m)
Top Speed [km/h] (Section)	69.0 (Overall)
Race State	Finished

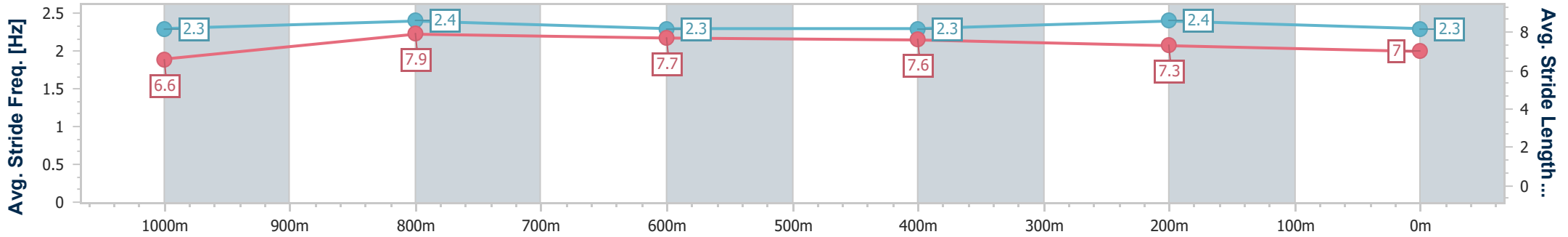
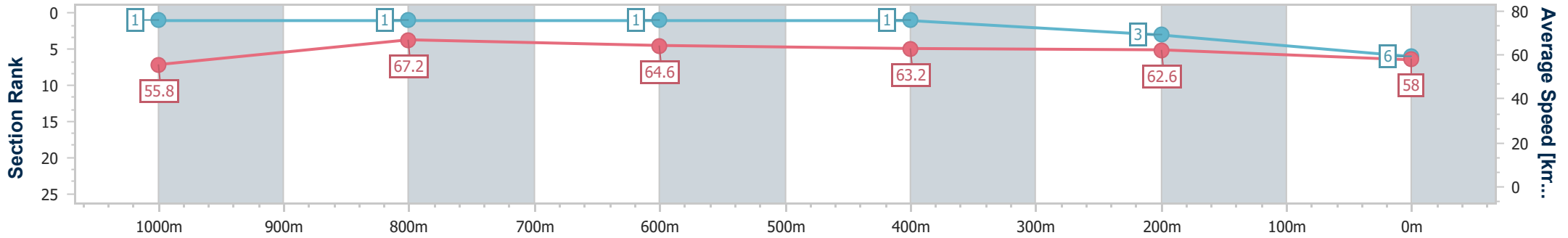


Doomben QLD Professional
Race 8: LADBROKES BET TICKER RATINGS BAND 0 - 65
Handicap - 1200m
22 January 2025 - 17:46
Track Rating: Good 4, Weather: Fine, Rail Position: +5m Entire



BRISBANE
RACING CLUB

Section	Overall	1000m	800m	600m	400m	200m
Section Times	1:09.94 [6] (0:12.91)	0:57.03 [1] (0:10.74)	0:46.29 [1] (0:11.14)	0:35.15 [1] (0:11.29)	0:23.86 [1] (0:11.43)	0:12.43 [3] (0:12.43)
Average Speed [km/h]	55.8	67.2	64.6	63.2	62.6	58.0
Top Speed [km/h]	69.0	68.4	65.3	64.4	64.3	62.3
Avg. Dist. to Rail [m]	3.8	0.3	0.5	1.6	1.2	2.0
Avg. Stride Freq. [Hz]	2.3	2.4	2.3	2.3	2.4	2.3
Avg. Stride Length [m]	6.6	7.9	7.7	7.6	7.3	7.0



- [] Ranking at each section and finish
- .-.- No data available at this section
- NA No data available



Horse/Jockey Name	Rose Of Shiraz
Final Rank	7
Fastest Section Time (Section)	0:10.88 (1000m)
Top Speed [km/h] (Section)	67.9 (1000m)
Race State	Finished

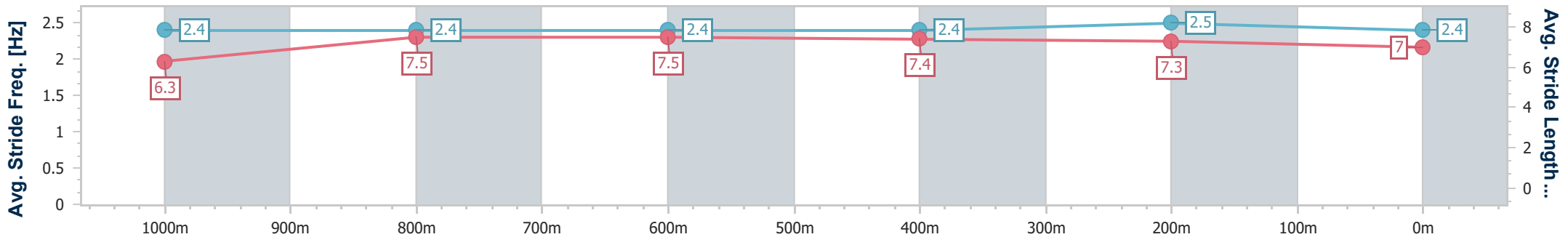
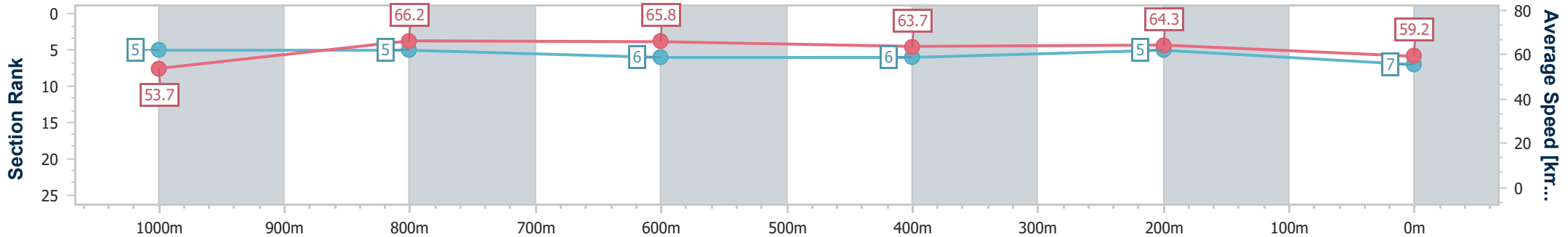


Doomben QLD Professional
Race 8: LADBROKES BET TICKER RATINGS BAND 0 - 65
Handicap - 1200m
22 January 2025 - 17:46
Track Rating: Good 4, Weather: Fine, Rail Position: +5m Entire



BRISBANE
RACING CLUB

Section	Overall	1000m	800m	600m	400m	200m
Section Times	1:09.95 [7] (0:13.36)	0:56.59 [5] (0:10.88)	0:45.71 [5] (0:11.03)	0:34.68 [6] (0:11.31)	0:23.37 [6] (0:11.17)	0:12.20 [5] (0:12.20)
Average Speed [km/h]	53.7	66.2	65.8	63.7	64.3	59.2
Top Speed [km/h]	67.5	67.9	66.9	65.1	65.3	62.8
Avg. Dist. to Rail [m]	1.6	0.2	0.8	0.5	0.2	0.3
Avg. Stride Freq. [Hz]	2.4	2.4	2.4	2.4	2.5	2.4
Avg. Stride Length [m]	6.3	7.5	7.5	7.4	7.3	7.0



- [] Ranking at each section and finish
- .-.- No data available at this section
- NA No data available



Horse/Jockey Name	Admonish
Final Rank	8
Fastest Section Time (Section)	0:10.84 (800m)
Top Speed [km/h] (Section)	68.1 (400m)
Race State	Finished

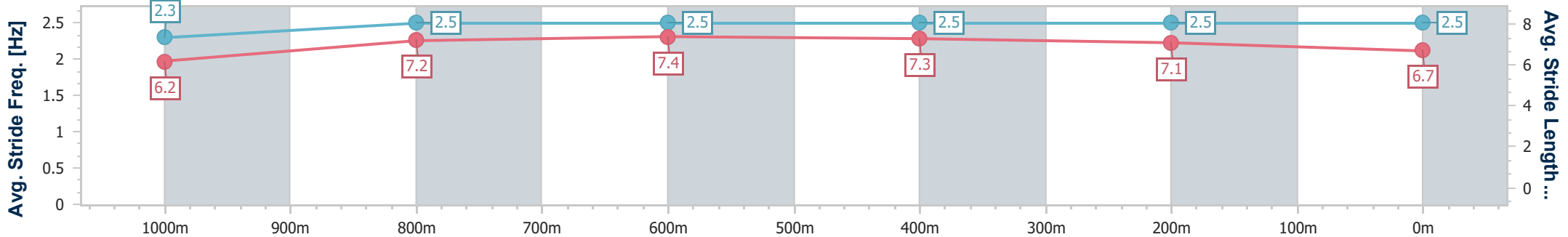
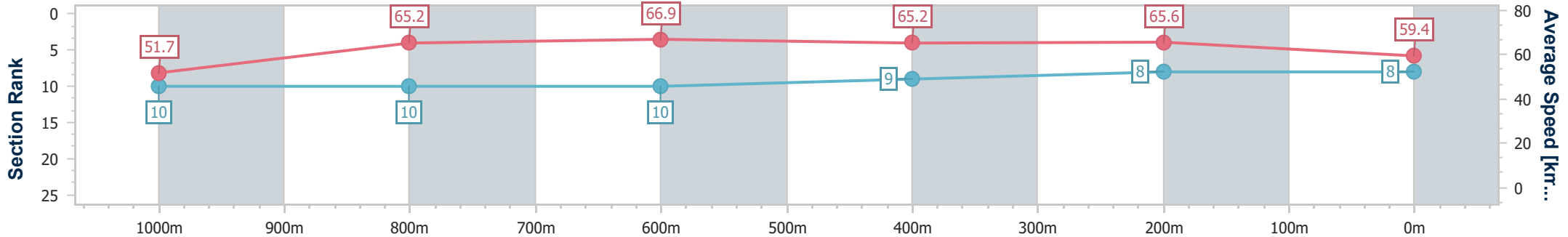


Doomben QLD Professional
Race 8: LADBROKES BET TICKER RATINGS BAND 0 - 65
Handicap - 1200m
22 January 2025 - 17:46
Track Rating: Good 4, Weather: Fine, Rail Position: +5m Entire



BRISBANE
RACING CLUB

Section	Overall	1000m	800m	600m	400m	200m
Section Times	1:10.03 [8] (0:13.92)	0:56.11 [10] (0:11.06)	0:45.05 [10] (0:10.84)	0:34.21 [10] (0:11.05)	0:23.16 [9] (0:11.01)	0:12.15 [8] (0:12.15)
Average Speed [km/h]	51.7	65.2	66.9	65.2	65.6	59.4
Top Speed [km/h]	66.1	68.0	67.7	66.7	68.1	63.6
Avg. Dist. to Rail [m]	2.9	1.4	1.0	0.4	3.0	5.5
Avg. Stride Freq. [Hz]	2.3	2.5	2.5	2.5	2.5	2.5
Avg. Stride Length [m]	6.2	7.2	7.4	7.3	7.1	6.7



- [] Ranking at each section and finish
- .-.- No data available at this section
- NA No data available



Horse/Jockey Name	Clairvue Molly
Final Rank	9
Fastest Section Time (Section)	0:10.83 (400m)
Top Speed [km/h] (Section)	68.4 (Overall)
Race State	Finished

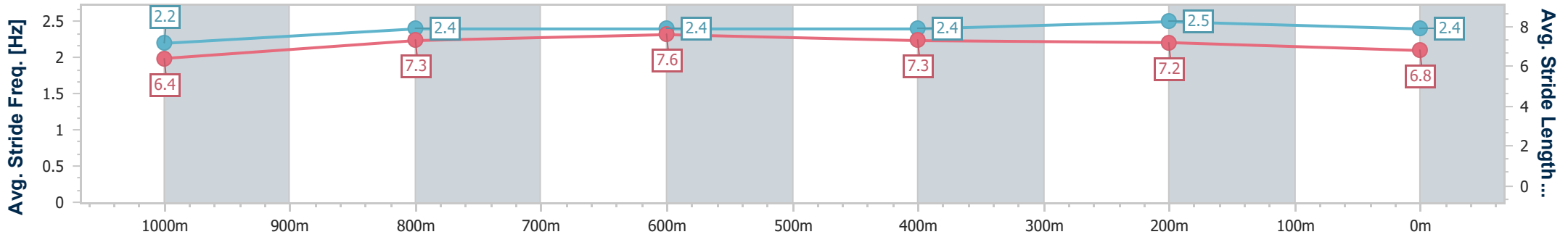
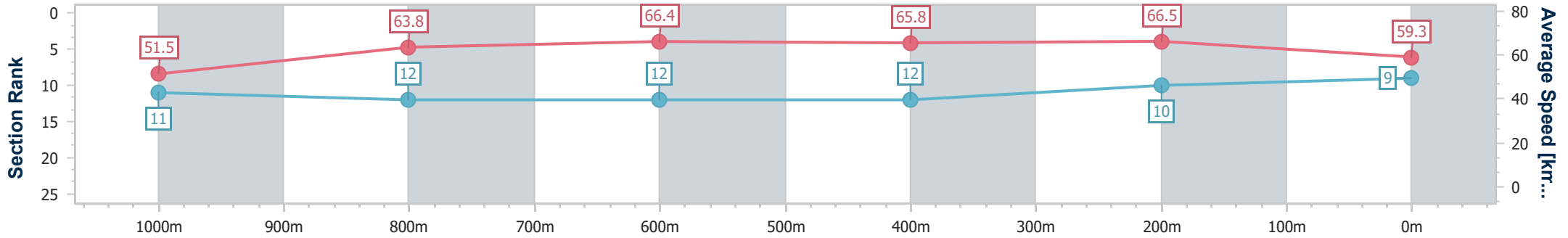


Doomben QLD Professional
Race 8: LADBROKES BET TICKER RATINGS BAND 0 - 65
Handicap - 1200m
22 January 2025 - 17:46
Track Rating: Good 4, Weather: Fine, Rail Position: +5m Entire



BRISBANE
RACING CLUB

Section	Overall	1000m	800m	600m	400m	200m
Section Times	1:10.16 [9] (0:13.96)	0:56.20 [11] (0:11.35)	0:44.85 [12] (0:10.91)	0:33.94 [12] (0:10.97)	0:22.97 [12] (0:10.83)	0:12.14 [10] (0:12.14)
Average Speed [km/h]	51.5	63.8	66.4	65.8	66.5	59.3
Top Speed [km/h]	68.4	68.0	68.2	68.2	67.8	63.4
Avg. Dist. to Rail [m]	6.0	2.3	1.2	0.7	2.2	3.7
Avg. Stride Freq. [Hz]	2.2	2.4	2.4	2.4	2.5	2.4
Avg. Stride Length [m]	6.4	7.3	7.6	7.3	7.2	6.8



- [] Ranking at each section and finish
- .-.- No data available at this section
- NA No data available



Horse/Jockey Name	Kwami
Final Rank	10
Fastest Section Time (Section)	0:10.69 (1000m)
Top Speed [km/h] (Section)	68.6 (1000m)
Race State	Finished

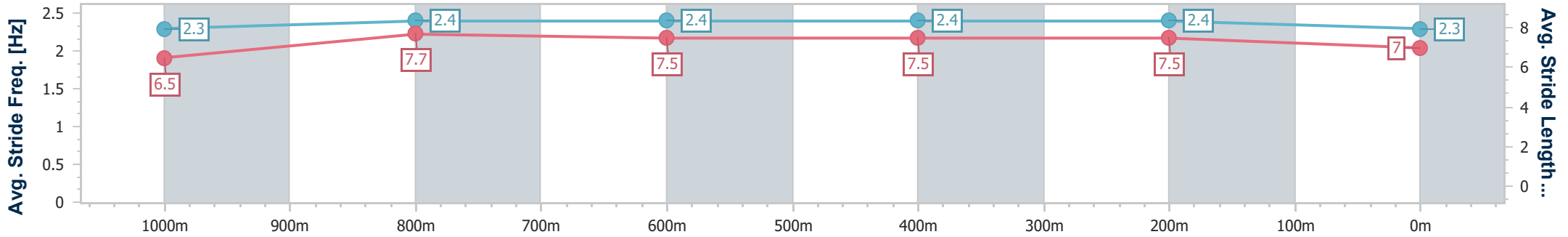
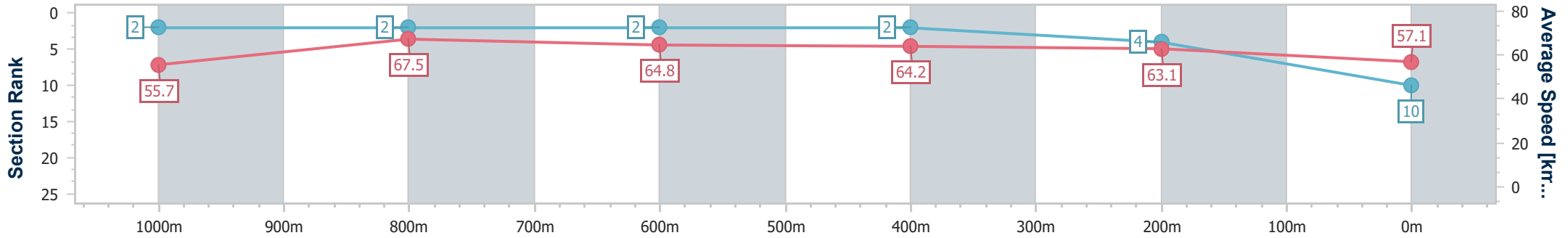


Doomben QLD Professional
Race 8: LADBROKES BET TICKER RATINGS BAND 0 - 65
Handicap - 1200m
22 January 2025 - 17:46
Track Rating: Good 4, Weather: Fine, Rail Position: +5m Entire



BRISBANE
RACING CLUB

Section	Overall	1000m	800m	600m	400m	200m
Section Times	1:10.25 [10] (0:12.97)	0:57.28 [2] (0:10.69)	0:46.59 [2] (0:11.17)	0:35.42 [2] (0:11.39)	0:24.03 [2] (0:11.41)	0:12.62 [4] (0:12.62)
Average Speed [km/h]	55.7	67.5	64.8	64.2	63.1	57.1
Top Speed [km/h]	68.6	68.6	66.8	65.1	64.7	61.1
Avg. Dist. to Rail [m]	5.2	1.1	1.9	2.2	2.0	2.4
Avg. Stride Freq. [Hz]	2.3	2.4	2.4	2.4	2.4	2.3
Avg. Stride Length [m]	6.5	7.7	7.5	7.5	7.5	7.0



- [] Ranking at each section and finish
- .-.- No data available at this section
- NA No data available



Horse/Jockey Name	Worthy Essgee
Final Rank	11
Fastest Section Time (Section)	0:10.79 (600m)
Top Speed [km/h] (Section)	69.2 (800m)
Race State	Finished

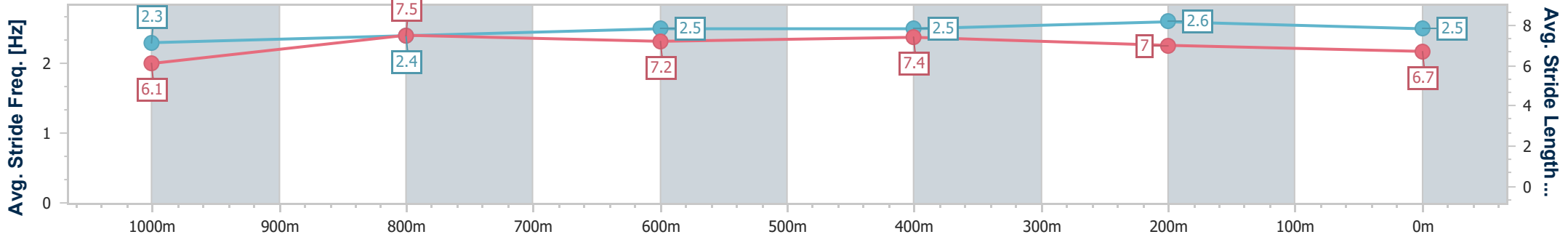
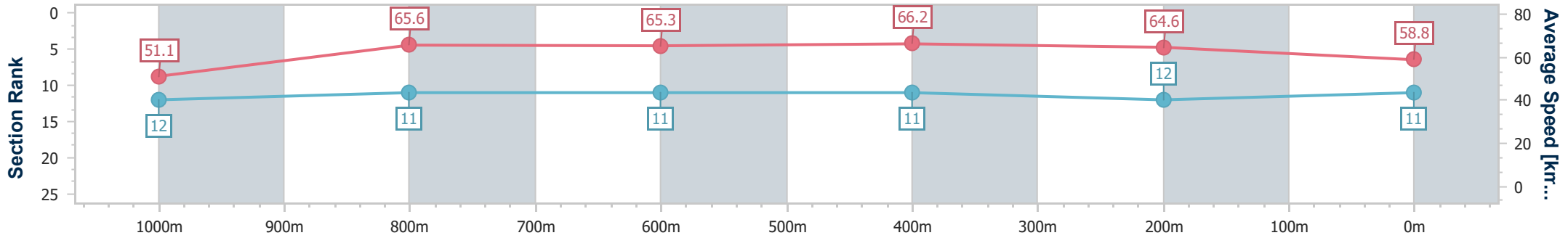


Doomben QLD Professional
Race 8: LADBROKES BET TICKER RATINGS BAND 0 - 65
Handicap - 1200m
22 January 2025 - 17:46
Track Rating: Good 4, Weather: Fine, Rail Position: +5m Entire



BRISBANE
RACING CLUB

Section	Overall	1000m	800m	600m	400m	200m
Section Times	1:10.33 [11] (0:14.09)	0:56.24 [12] (0:11.04)	0:45.20 [11] (0:11.07)	0:34.13 [11] (0:10.79)	0:23.34 [11] (0:11.08)	0:12.26 [12] (0:12.26)
Average Speed [km/h]	51.1	65.6	65.3	66.2	64.6	58.8
Top Speed [km/h]	66.1	66.9	69.2	69.1	67.0	63.1
Avg. Dist. to Rail [m]	6.4	0.6	1.5	1.7	1.1	2.2
Avg. Stride Freq. [Hz]	2.3	2.4	2.5	2.5	2.6	2.5
Avg. Stride Length [m]	6.1	7.5	7.2	7.4	7.0	6.7



- [] Ranking at each section and finish
- .-.- No data available at this section
- NA No data available



Horse/Jockey Name	Billy's Bro
Final Rank	12
Fastest Section Time (Section)	0:10.96 (800m)
Top Speed [km/h] (Section)	67.5 (Overall)
Race State	Finished

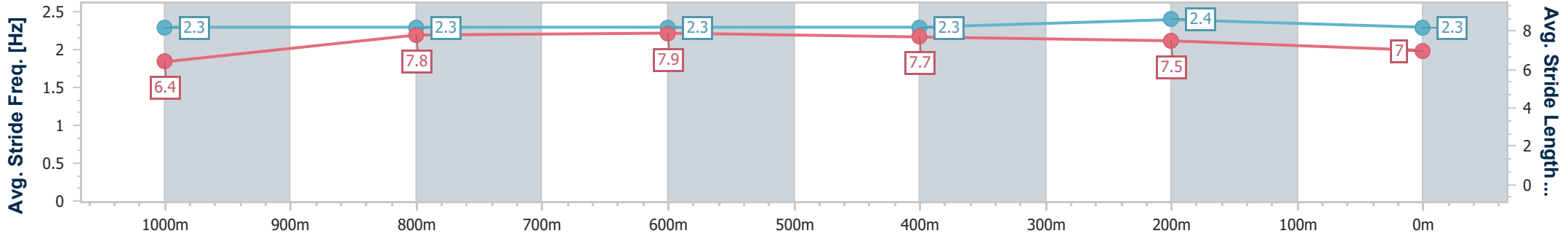
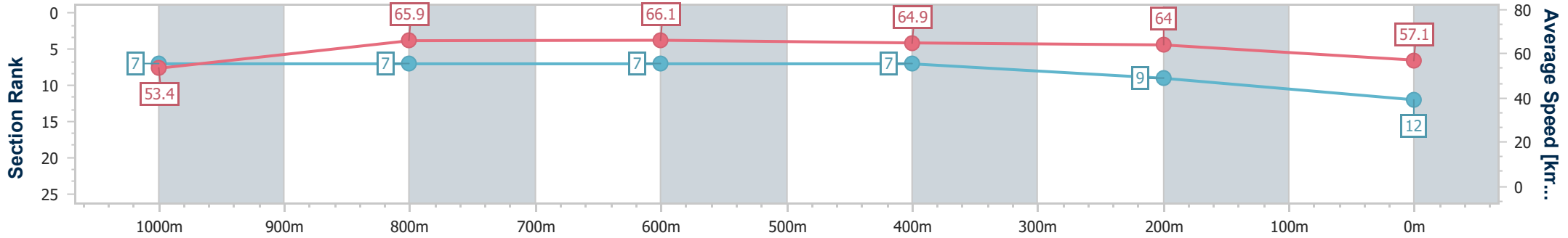


Doomben QLD Professional
Race 8: LADBROKES BET TICKER RATINGS BAND 0 - 65
Handicap - 1200m
22 January 2025 - 17:46
Track Rating: Good 4, Weather: Fine, Rail Position: +5m Entire



BRISBANE
RACING CLUB

Section	Overall	1000m	800m	600m	400m	200m
Section Times	1:10.54 [12] (0:13.49)	0:57.05 [7] (0:10.97)	0:46.08 [7] (0:10.96)	0:35.12 [7] (0:11.18)	0:23.94 [7] (0:11.32)	0:12.62 [9] (0:12.62)
Average Speed [km/h]	53.4	65.9	66.1	64.9	64.0	57.1
Top Speed [km/h]	67.5	66.9	66.9	66.1	65.8	62.1
Avg. Dist. to Rail [m]	2.5	1.0	1.0	1.4	5.7	7.8
Avg. Stride Freq. [Hz]	2.3	2.3	2.3	2.3	2.4	2.3
Avg. Stride Length [m]	6.4	7.8	7.9	7.7	7.5	7.0



- [] Ranking at each section and finish
- .-.- No data available at this section
- NA No data available