



Doomben QLD Professional

Race 1: RACECOURSE VILLAGE BENCHMARK 78 Handicap - 2200m

03 August 2024 - 11:38



BRISBANE
RACING CLUB

Track Rating: Soft 5, Weather: Fine, Rail Position: +4.5m Entire

Section														
Field Times	Overall	2000m	1800m	1600m	1400m	1200m	1000m	Last 600m						
	2:16.06 (0:14.46)	2:01.60 (0:11.53)	1:50.07 (0:12.05)	1:38.02 (0:12.41)	1:25.61 (0:12.76)	1:12.85 (0:12.51)	1:00.34 (0:12.33)	0:35.80						
Rank	TAB	Horse/Jockey	Barrier	Top Speed [km/h]	Fastest Section								Distance Travelled [m]	
1	11	GLEN MASSEY Karl Zechner	5	63.9	0:11.53	2:16.06 [1] (0:14.46)	2:01.60 [1] (0:11.53)	1:50.07 [1] (0:12.05)	1:38.02 [1] (0:12.41)	1:25.61 [1] (0:12.76)	1:12.85 [1] (0:12.51)	1:00.34 [1] (0:12.33)	0:35.80	
2	6	REDWOOD SHADOW Kyle Wilson-Taylor	7	63.9	0:11.53	2:16.16 [2] (0:15.20)	2:00.96 [8] (0:12.03)	1:48.93 [8] (0:12.37)	1:36.56 [8] (0:12.63)	1:23.93 [9] (0:12.56)	1:11.37 [9] (0:12.40)	0:58.97 [8] (0:12.27)	0:34.75	+2
3	5	TAPPY'S LAD Trudy Thornton	1	63.0	0:11.53	2:16.25 [3] (0:14.77)	2:01.48 [4] (0:11.99)	1:49.49 [5] (0:12.06)	1:37.43 [4] (0:12.52)	1:24.91 [4] (0:12.65)	1:12.26 [4] (0:12.37)	0:59.89 [4] (0:12.33)	0:35.45	-2
4	2	SOUTHERN STOCK Bailey Wheeler	2	63.8	0:11.51	2:16.28 [4] (0:14.88)	2:01.40 [5] (0:12.08)	1:49.32 [6] (0:12.22)	1:37.10 [6] (0:12.57)	1:24.53 [6] (0:12.62)	1:11.91 [6] (0:12.36)	0:59.55 [6] (0:12.29)	0:35.26	+3
5	10	GUTS 'N' GLORY Emily Lang	3	63.3	0:11.59	2:16.32 [5] (0:14.67)	2:01.65 [3] (0:12.00)	1:49.65 [4] (0:12.23)	1:37.42 [5] (0:12.50)	1:24.92 [5] (0:12.67)	1:12.25 [5] (0:12.45)	0:59.80 [5] (0:12.28)	0:35.45	+0
6	8	TAVISTORM Nikita Beriman	4	62.9	0:11.62	2:16.53 [6] (0:14.57)	2:01.96 [2] (0:11.82)	1:50.14 [2] (0:12.04)	1:38.10 [2] (0:12.43)	1:25.67 [3] (0:12.70)	1:12.97 [3] (0:12.50)	1:00.47 [3] (0:12.29)	0:35.96	-6
7	7	INTUITU Cejay Graham	10	63.8	0:11.52	2:16.60 [7] (0:15.33)	2:01.27 [9] (0:12.06)	1:49.21 [9] (0:12.27)	1:36.94 [9] (0:12.56)	1:24.38 [8] (0:12.50)	1:11.88 [8] (0:12.54)	0:59.34 [9] (0:12.24)	0:35.10	-3
8	9	LIKEABEEL Angela Jones	6	63.7	0:11.58	2:16.68 [8] (0:15.19)	2:01.49 [7] (0:11.91)	1:49.58 [7] (0:12.09)	1:37.49 [7] (0:12.62)	1:24.87 [7] (0:12.60)	1:12.27 [7] (0:12.44)	0:59.83 [7] (0:12.28)	0:35.51	+1
9	3	COUP DE TONNERRE Cody Collis	11	62.6	0:11.58	2:16.70 [9] (0:15.01)	2:01.69 [6] (0:11.58)	1:50.11 [3] (0:11.89)	1:38.22 [3] (0:12.36)	1:25.86 [2] (0:12.72)	1:13.14 [2] (0:12.40)	1:00.74 [2] (0:12.36)	0:36.17	+2

Scratched: Full Press (#4), Fortune (#1)

[] Ranking at each section and finish
 -:-:- No data available at this section
 NA No data available

SCN Saddle cloth number
 DNF Did not finish
 DNT Did not track



Doomben QLD Professional

Race 1: RACECOURSE VILLAGE BENCHMARK 78 Handicap - 2200m

03 August 2024 - 11:38



BRISBANE
RACING CLUB

Track Rating: Soft 5, Weather: Fine, Rail Position: +4.5m Entire

Section						800m	600m	400m	200m	Last 600m	
Field Times						0:48.01 (0:12.21)	0:35.80 (0:12.06)	0:23.74 (0:11.60)	0:12.14 (0:12.14)	0:35.80	
Rank	TAB Horse/Jockey	Barrier	Top Speed [km/h]	Fastest Section					Margin	Distance Travelled [m]	
1	11 GLEN MASSEY Karl Zechner	5	63.9 2000m	0:11.53 2000m	0:48.01 [1] (0:12.21)	0:35.80 [1] (0:12.06)	0:23.74 [1] (0:11.60)	0:12.14 [1] (0:12.14)	2:16.06	0:35.80	
2	6 REDWOOD SHADOW Kyle Wilson-Taylor	7	63.9 200m	0:11.53 400m	0:46.70 [8] (0:11.95)	0:34.75 [8] (0:11.69)	0:23.06 [8] (0:11.53)	0:11.53 [8] (0:11.53)	0.56L	0:34.75 +2	
3	5 TAPPY'S LAD Trudy Thornton	1	63.0 400m	0:11.53 400m	0:47.56 [4] (0:12.11)	0:35.45 [4] (0:11.98)	0:23.47 [5] (0:11.53)	0:11.94 [4] (0:11.94)	1.09L	0:35.45 -2	
4	2 SOUTHERN STOCK Bailey Wheeler	2	63.8 400m	0:11.51 400m	0:47.26 [6] (0:12.00)	0:35.26 [6] (0:11.79)	0:23.47 [6] (0:11.51)	0:11.96 [5] (0:11.96)	1.26L	0:35.26 +3	
5	10 GUTS 'N' GLORY Emily Lang	3	63.3 400m	0:11.59 400m	0:47.52 [5] (0:12.07)	0:35.45 [5] (0:11.85)	0:23.60 [3] (0:11.59)	0:12.01 [3] (0:12.01)	1.53L	0:35.45 +0	
6	8 TAVISTORM Nikita Beriman	4	62.9 400m	0:11.62 400m	0:48.18 [3] (0:12.22)	0:35.96 [3] (0:12.05)	0:23.91 [2] (0:11.62)	0:12.29 [2] (0:12.29)	2.74L	0:35.96 -6	
7	7 INTUITU Cejay Graham	10	63.8 200m	0:11.52 400m	0:47.10 [9] (0:12.00)	0:35.10 [9] (0:11.70)	0:23.40 [9] (0:11.52)	0:11.88 [9] (0:11.88)	3.16L	0:35.10 -3	
8	9 LIKEABEEL Angela Jones	6	63.7 400m	0:11.58 400m	0:47.55 [7] (0:12.04)	0:35.51 [7] (0:11.86)	0:23.65 [7] (0:11.58)	0:12.07 [7] (0:12.07)	3.61L	0:35.51 +1	
9	3 COUP DE TONNERRE Cody Collis	11	62.6 2000m	0:11.58 2000m	0:48.38 [2] (0:12.21)	0:36.17 [2] (0:12.19)	0:23.98 [4] (0:11.87)	0:12.11 [6] (0:12.11)	3.76L	0:36.17 +2	

Scratched: Full Press (#4), Fortune (#1)

[] Ranking at each section and finish
 -:-:- No data available at this section
 NA No data available

SCN Saddle cloth number
 DNF Did not finish
 DNT Did not track



Horse/Jockey Name	Glen Massey
Final Rank	1
Fastest Section Time (Section)	0:11.53 (2000m)
Top Speed [km/h] (Section)	63.9 (2000m)
Race State	Finished

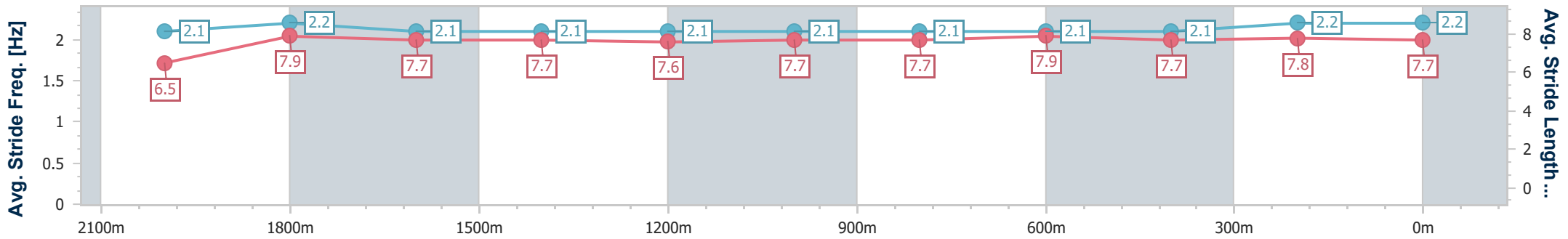
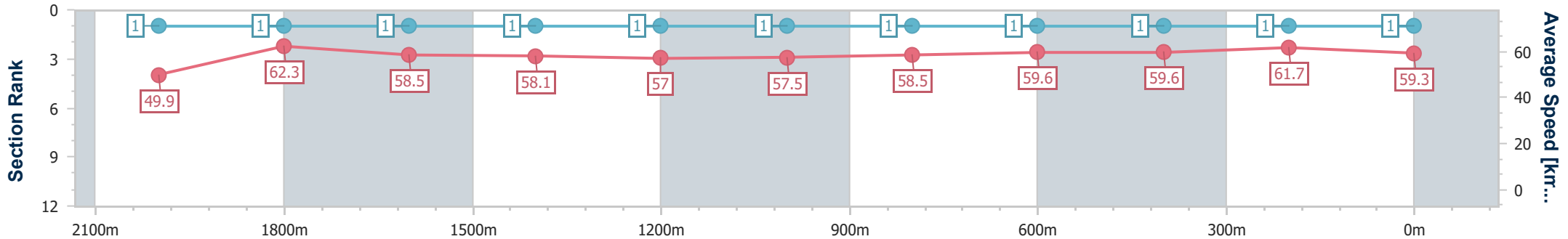


Doomben QLD Professional
Race 1: RACECOURSE VILLAGE BENCHMARK 78 Handicap - 2200m
 03 August 2024 - 11:38
 Track Rating: Soft 5, Weather: Fine, Rail Position: +4.5m Entire



BRISBANE
RACING CLUB

Section	Overall	2000m	1800m	1600m	1400m	1200m	1000m	800m	600m	400m	200m
Section Times	2:16.06 [1] (0:14.46)	2:01.60 [1] (0:11.53)	1:50.07 [1] (0:12.05)	1:38.02 [1] (0:12.41)	1:25.61 [1] (0:12.76)	1:12.85 [1] (0:12.51)	1:00.34 [1] (0:12.33)	0:48.01 [1] (0:12.21)	0:35.80 [1] (0:12.06)	0:23.74 [1] (0:11.60)	0:12.14 [1] (0:12.14)
Average Speed [km/h]	49.9	62.3	58.5	58.1	57.0	57.5	58.5	59.6	59.6	61.7	59.3
Top Speed [km/h]	63.9	63.9	61.2	58.3	57.7	58.0	59.8	59.9	60.3	62.9	61.6
Avg. Dist. to Rail [m]	4.4	0.6	3.3	1.1	1.6	2.1	1.6	1.3	0.8	0.9	0.8
Avg. Stride Freq. [Hz]	2.1	2.2	2.1	2.1	2.1	2.1	2.1	2.1	2.1	2.2	2.2
Avg. Stride Length [m]	6.5	7.9	7.7	7.7	7.6	7.7	7.7	7.9	7.7	7.8	7.7



- [] Ranking at each section and finish
- .-.- No data available at this section
- NA No data available



Horse/Jockey Name	Redwood Shadow
Final Rank	2
Fastest Section Time (Section)	0:11.53 (400m)
Top Speed [km/h] (Section)	63.9 (200m)
Race State	Finished

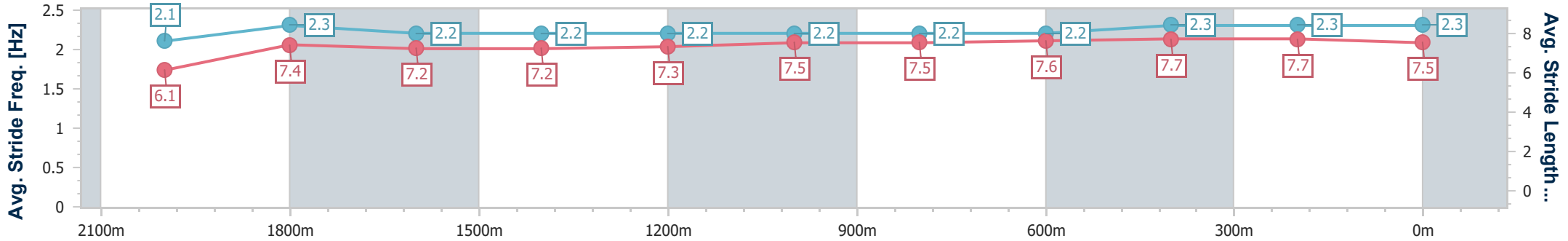
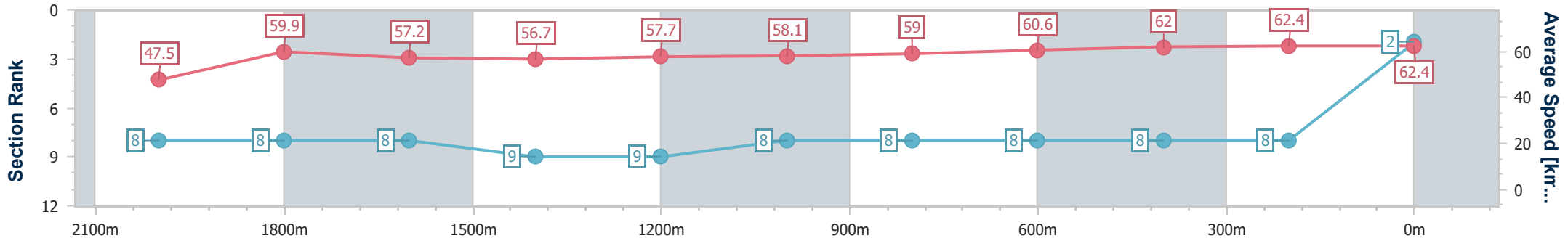


Doomben QLD Professional
Race 1: RACECOURSE VILLAGE BENCHMARK 78 Handicap - 2200m
 03 August 2024 - 11:38
 Track Rating: Soft 5, Weather: Fine, Rail Position: +4.5m Entire



BRISBANE
RACING CLUB

Section	Overall	2000m	1800m	1600m	1400m	1200m	1000m	800m	600m	400m	200m
Section Times	2:16.16 [2] (0:15.20)	2:00.96 [8] (0:12.03)	1:48.93 [8] (0:12.37)	1:36.56 [8] (0:12.63)	1:23.93 [9] (0:12.56)	1:11.37 [9] (0:12.40)	0:58.97 [8] (0:12.27)	0:46.70 [8] (0:11.95)	0:34.75 [8] (0:11.69)	0:23.06 [8] (0:11.53)	0:11.53 [8] (0:11.53)
Average Speed [km/h]	47.5	59.9	57.2	56.7	57.7	58.1	59.0	60.6	62.0	62.4	62.4
Top Speed [km/h]	60.1	61.4	58.9	57.8	59.5	58.9	60.9	62.4	63.2	63.7	63.9
Avg. Dist. to Rail [m]	3.9	1.8	2.9	0.8	1.1	1.5	1.2	1.8	1.2	1.2	3.8
Avg. Stride Freq. [Hz]	2.1	2.3	2.2	2.2	2.2	2.2	2.2	2.2	2.3	2.3	2.3
Avg. Stride Length [m]	6.1	7.4	7.2	7.2	7.3	7.5	7.5	7.6	7.7	7.7	7.5



- [] Ranking at each section and finish
- .-.- No data available at this section
- NA No data available



Horse/Jockey Name	Tappy's Lad
Final Rank	3
Fastest Section Time (Section)	0:11.53 (400m)
Top Speed [km/h] (Section)	63.0 (400m)
Race State	Finished

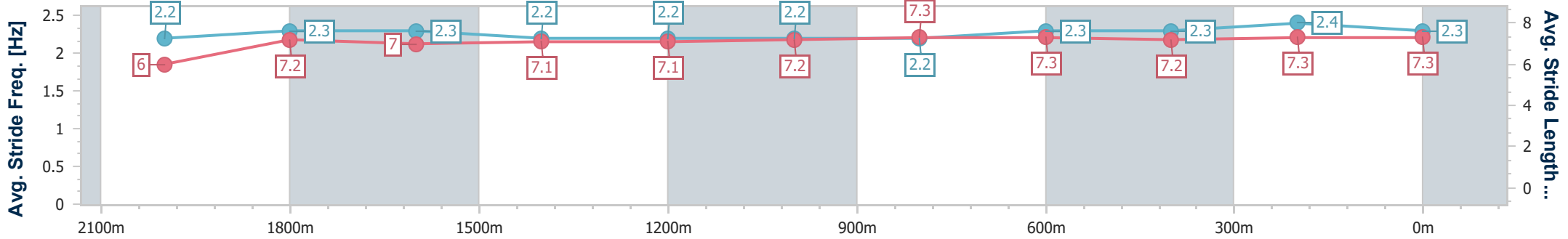
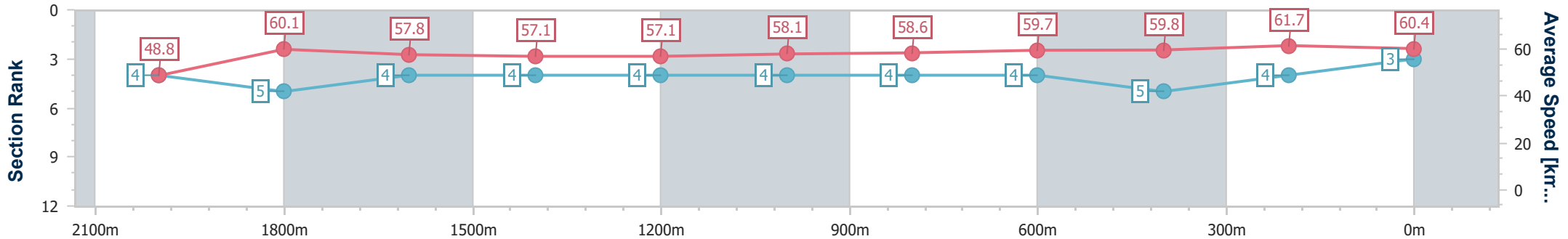


Doomben QLD Professional
Race 1: RACECOURSE VILLAGE BENCHMARK 78 Handicap - 2200m
 03 August 2024 - 11:38
 Track Rating: Soft 5, Weather: Fine, Rail Position: +4.5m Entire



BRISBANE
RACING CLUB

Section	Overall	2000m	1800m	1600m	1400m	1200m	1000m	800m	600m	400m	200m
Section Times	2:16.25 [3] (0:14.77)	2:01.48 [4] (0:11.99)	1:49.49 [5] (0:12.06)	1:37.43 [4] (0:12.52)	1:24.91 [4] (0:12.65)	1:12.26 [4] (0:12.37)	0:59.89 [4] (0:12.33)	0:47.56 [4] (0:12.11)	0:35.45 [4] (0:11.98)	0:23.47 [5] (0:11.53)	0:11.94 [4] (0:11.94)
Average Speed [km/h]	48.8	60.1	57.8	57.1	57.1	58.1	58.6	59.7	59.8	61.7	60.4
Top Speed [km/h]	61.1	61.0	60.6	57.4	57.8	58.8	59.4	61.1	60.9	63.0	62.1
Avg. Dist. to Rail [m]	2.1	3.6	5.1	2.5	0.8	1.6	1.4	0.5	1.2	3.5	2.2
Avg. Stride Freq. [Hz]	2.2	2.3	2.3	2.2	2.2	2.2	2.2	2.3	2.3	2.4	2.3
Avg. Stride Length [m]	6.0	7.2	7.0	7.1	7.1	7.2	7.3	7.3	7.2	7.3	7.3



- [] Ranking at each section and finish
- .-.- No data available at this section
- NA No data available



Horse/Jockey Name	Southern Stock
Final Rank	4
Fastest Section Time (Section)	0:11.51 (400m)
Top Speed [km/h] (Section)	63.8 (400m)
Race State	Finished

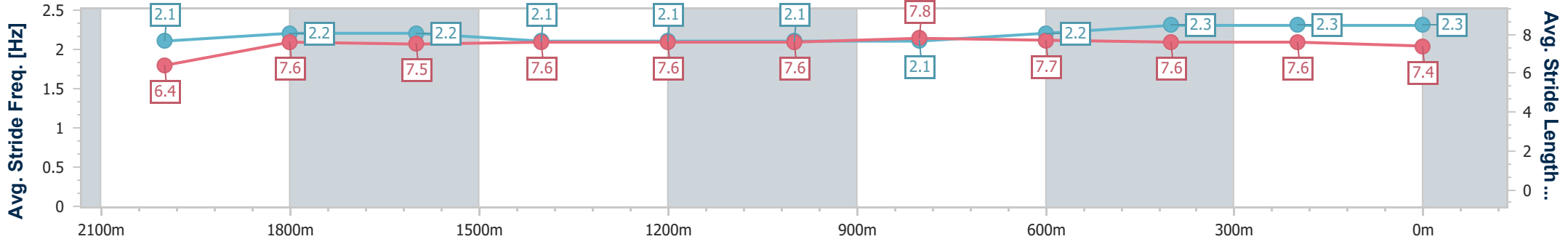
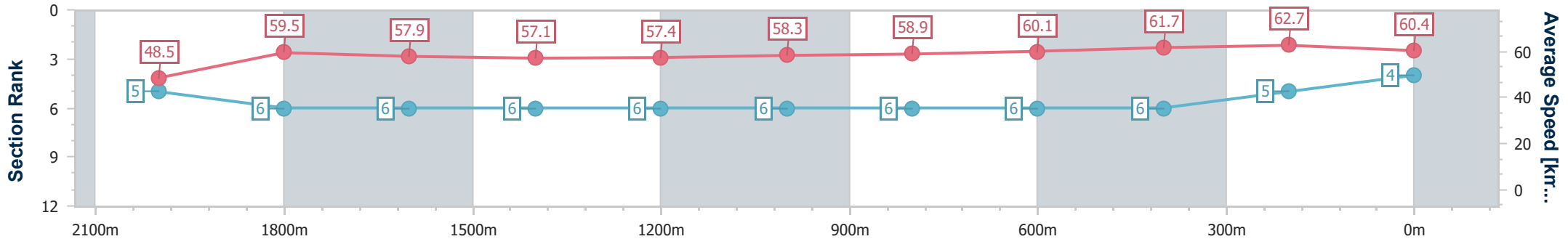


Doomben QLD Professional
Race 1: RACECOURSE VILLAGE BENCHMARK 78 Handicap - 2200m
 03 August 2024 - 11:38
 Track Rating: Soft 5, Weather: Fine, Rail Position: +4.5m Entire



BRISBANE
RACING CLUB

Section	Overall	2000m	1800m	1600m	1400m	1200m	1000m	800m	600m	400m	200m
Section Times	2:16.28 [4] (0:14.88)	2:01.40 [5] (0:12.08)	1:49.32 [6] (0:12.22)	1:37.10 [6] (0:12.57)	1:24.53 [6] (0:12.62)	1:11.91 [6] (0:12.36)	0:59.55 [6] (0:12.29)	0:47.26 [6] (0:12.00)	0:35.26 [6] (0:11.79)	0:23.47 [6] (0:11.51)	0:11.96 [5] (0:11.96)
Average Speed [km/h]	48.5	59.5	57.9	57.1	57.4	58.3	58.9	60.1	61.7	62.7	60.4
Top Speed [km/h]	61.3	60.9	60.6	57.9	58.9	60.2	59.6	62.1	63.0	63.8	62.7
Avg. Dist. to Rail [m]	1.5	1.4	2.7	1.5	1.4	1.6	1.2	1.0	1.3	3.1	4.2
Avg. Stride Freq. [Hz]	2.1	2.2	2.2	2.1	2.1	2.1	2.1	2.2	2.3	2.3	2.3
Avg. Stride Length [m]	6.4	7.6	7.5	7.6	7.6	7.6	7.8	7.7	7.6	7.6	7.4



- [] Ranking at each section and finish
- .-.- No data available at this section
- NA No data available



Horse/Jockey Name	Guts 'N' Glory
Final Rank	5
Fastest Section Time (Section)	0:11.59 (400m)
Top Speed [km/h] (Section)	63.3 (400m)
Race State	Finished

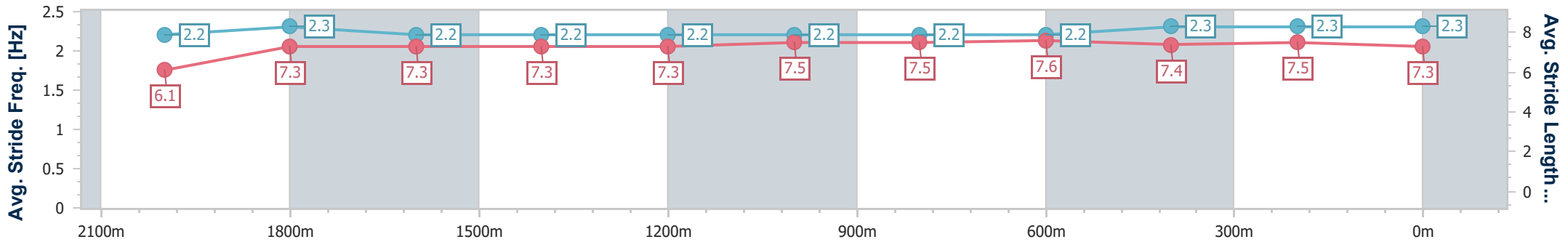
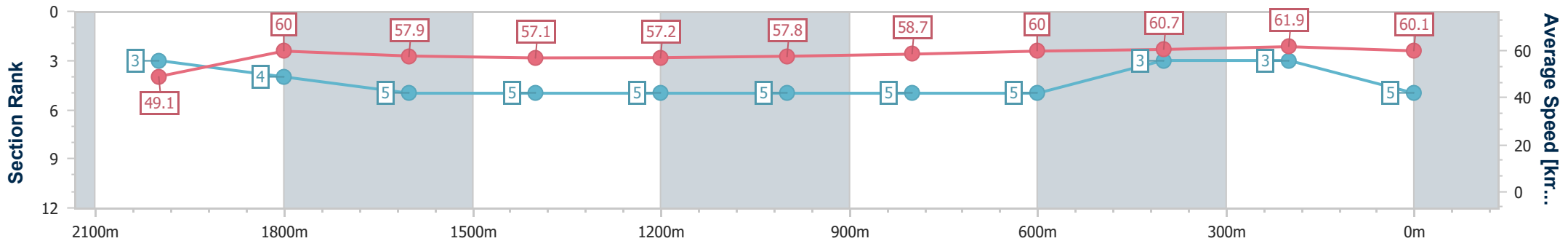


Doomben QLD Professional
Race 1: RACECOURSE VILLAGE BENCHMARK 78 Handicap - 2200m
 03 August 2024 - 11:38
 Track Rating: Soft 5, Weather: Fine, Rail Position: +4.5m Entire



BRISBANE
RACING CLUB

Section	Overall	2000m	1800m	1600m	1400m	1200m	1000m	800m	600m	400m	200m
Section Times	2:16.32 [5] (0:14.67)	2:01.65 [3] (0:12.00)	1:49.65 [4] (0:12.23)	1:37.42 [5] (0:12.50)	1:24.92 [5] (0:12.67)	1:12.25 [5] (0:12.45)	0:59.80 [5] (0:12.28)	0:47.52 [5] (0:12.07)	0:35.45 [5] (0:11.85)	0:23.60 [3] (0:11.59)	0:12.01 [3] (0:12.01)
Average Speed [km/h]	49.1	60.0	57.9	57.1	57.2	57.8	58.7	60.0	60.7	61.9	60.1
Top Speed [km/h]	61.0	60.5	60.5	57.9	58.0	59.0	60.0	60.9	62.6	63.3	62.0
Avg. Dist. to Rail [m]	2.1	1.4	2.3	1.9	0.8	2.0	1.8	0.6	0.5	1.1	2.8
Avg. Stride Freq. [Hz]	2.2	2.3	2.2	2.2	2.2	2.2	2.2	2.2	2.3	2.3	2.3
Avg. Stride Length [m]	6.1	7.3	7.3	7.3	7.3	7.5	7.5	7.6	7.4	7.5	7.3



- [] Ranking at each section and finish
- .-.- No data available at this section
- NA No data available



Horse/Jockey Name	Tavistorm
Final Rank	6
Fastest Section Time (Section)	0:11.62 (400m)
Top Speed [km/h] (Section)	62.9 (400m)
Race State	Finished



Doomben QLD Professional
Race 1: RACECOURSE VILLAGE BENCHMARK 78 Handicap - 2200m

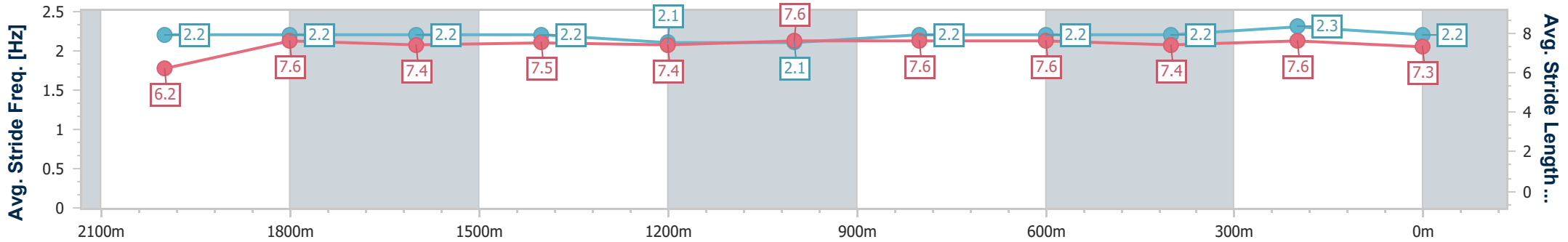
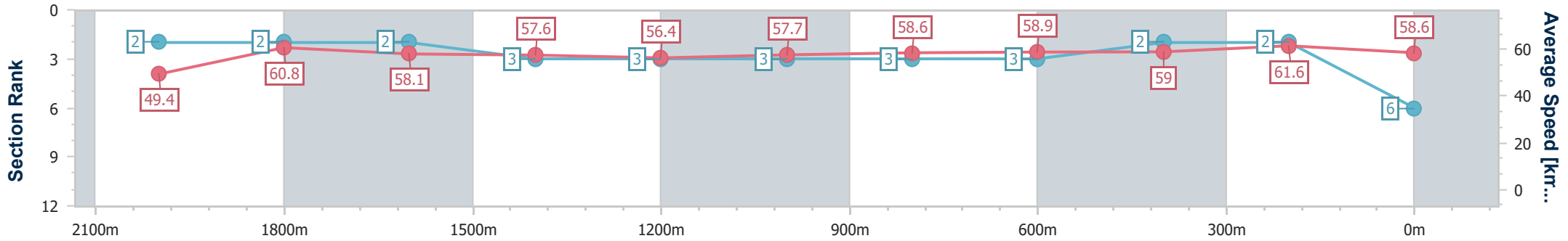
03 August 2024 - 11:38

Track Rating: Soft 5, Weather: Fine, Rail Position: +4.5m Entire



BRISBANE RACING CLUB

Section	Overall	2000m	1800m	1600m	1400m	1200m	1000m	800m	600m	400m	200m
Section Times	2:16.53 [6] (0:14.57)	2:01.96 [2] (0:11.82)	1:50.14 [2] (0:12.04)	1:38.10 [2] (0:12.43)	1:25.67 [3] (0:12.70)	1:12.97 [3] (0:12.50)	1:00.47 [3] (0:12.29)	0:48.18 [3] (0:12.22)	0:35.96 [3] (0:12.05)	0:23.91 [2] (0:11.62)	0:12.29 [2] (0:12.29)
Average Speed [km/h]	49.4	60.8	58.1	57.6	56.4	57.7	58.6	58.9	59.0	61.6	58.6
Top Speed [km/h]	62.9	62.9	60.0	59.0	57.7	58.6	60.4	60.6	60.1	62.9	60.6
Avg. Dist. to Rail [m]	2.8	2.6	5.1	1.7	0.9	0.3	0.9	0.2	2.1	2.2	1.5
Avg. Stride Freq. [Hz]	2.2	2.2	2.2	2.2	2.1	2.1	2.2	2.2	2.2	2.3	2.2
Avg. Stride Length [m]	6.2	7.6	7.4	7.5	7.4	7.6	7.6	7.6	7.4	7.6	7.3



- [] Ranking at each section and finish
- .-.- No data available at this section
- NA No data available



Horse/Jockey Name	Intuitu
Final Rank	7
Fastest Section Time (Section)	0:11.52 (400m)
Top Speed [km/h] (Section)	63.8 (200m)
Race State	Finished

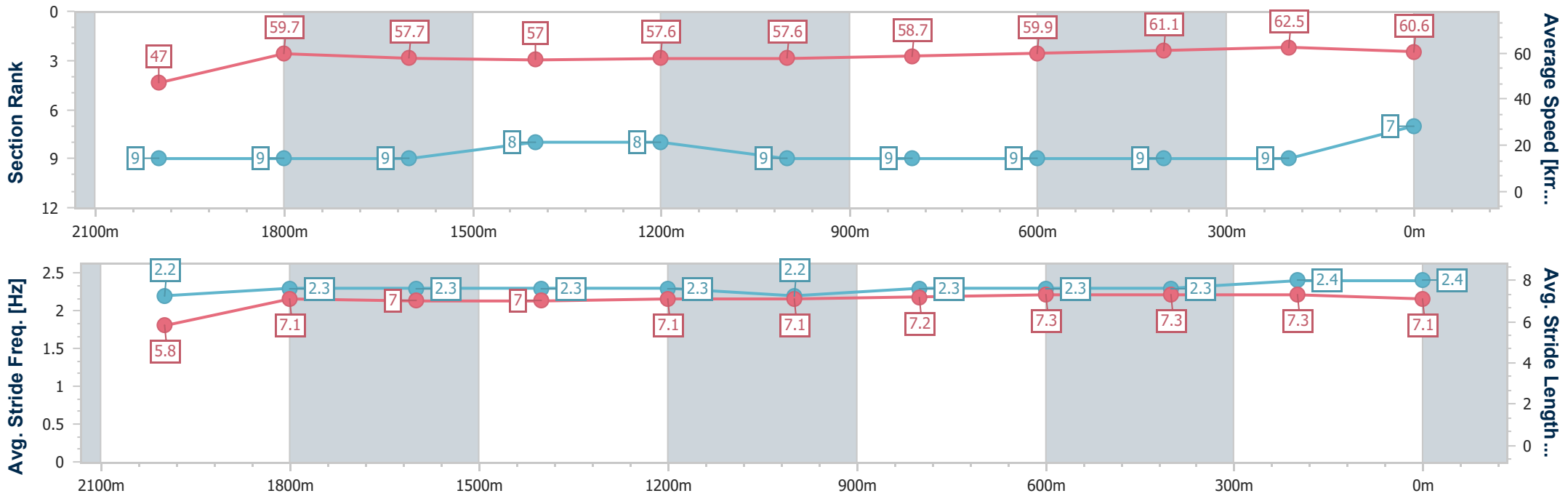


Doomben QLD Professional
Race 1: RACECOURSE VILLAGE BENCHMARK 78 Handicap - 2200m
 03 August 2024 - 11:38
 Track Rating: Soft 5, Weather: Fine, Rail Position: +4.5m Entire



BRISBANE
RACING CLUB

Section	Overall	2000m	1800m	1600m	1400m	1200m	1000m	800m	600m	400m	200m
Section Times	2:16.60 [7] (0:15.33)	2:01.27 [9] (0:12.06)	1:49.21 [9] (0:12.27)	1:36.94 [9] (0:12.56)	1:24.38 [8] (0:12.50)	1:11.88 [8] (0:12.54)	0:59.34 [9] (0:12.24)	0:47.10 [9] (0:12.00)	0:35.10 [9] (0:11.70)	0:23.40 [9] (0:11.52)	0:11.88 [9] (0:11.88)
Average Speed [km/h]	47.0	59.7	57.7	57.0	57.6	57.6	58.7	59.9	61.1	62.5	60.6
Top Speed [km/h]	59.4	61.5	58.6	57.5	58.8	58.7	59.7	61.0	62.1	63.7	63.8
Avg. Dist. to Rail [m]	4.5	1.5	3.2	1.4	0.2	0.7	0.9	0.4	1.2	1.7	4.4
Avg. Stride Freq. [Hz]	2.2	2.3	2.3	2.3	2.3	2.2	2.3	2.3	2.3	2.4	2.4
Avg. Stride Length [m]	5.8	7.1	7.0	7.0	7.1	7.1	7.2	7.3	7.3	7.3	7.1



- [] Ranking at each section and finish
- .-.- No data available at this section
- NA No data available



Horse/Jockey Name	Likeabeel
Final Rank	8
Fastest Section Time (Section)	0:11.58 (400m)
Top Speed [km/h] (Section)	63.7 (400m)
Race State	Finished

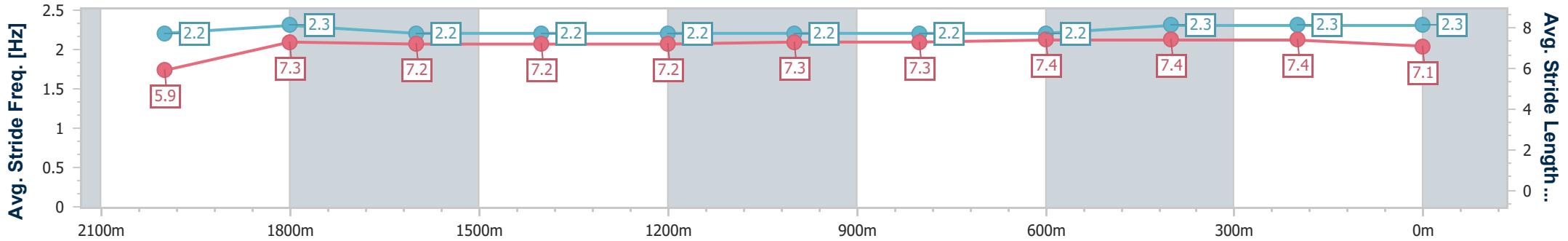
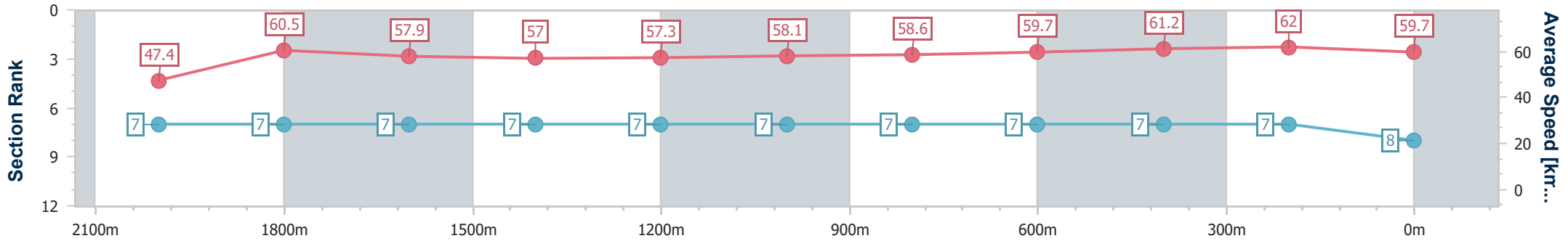


Doomben QLD Professional
Race 1: RACECOURSE VILLAGE BENCHMARK 78 Handicap - 2200m
 03 August 2024 - 11:38
 Track Rating: Soft 5, Weather: Fine, Rail Position: +4.5m Entire



BRISBANE
RACING CLUB

Section	Overall	2000m	1800m	1600m	1400m	1200m	1000m	800m	600m	400m	200m
Section Times	2:16.68 [8] (0:15.19)	2:01.49 [7] (0:11.91)	1:49.58 [7] (0:12.09)	1:37.49 [7] (0:12.62)	1:24.87 [7] (0:12.60)	1:12.27 [7] (0:12.44)	0:59.83 [7] (0:12.28)	0:47.55 [7] (0:12.04)	0:35.51 [7] (0:11.86)	0:23.65 [7] (0:11.58)	0:12.07 [7] (0:12.07)
Average Speed [km/h]	47.4	60.5	57.9	57.0	57.3	58.1	58.6	59.7	61.2	62.0	59.7
Top Speed [km/h]	61.1	61.3	60.0	57.6	58.6	58.7	59.1	60.8	61.9	63.7	62.0
Avg. Dist. to Rail [m]	3.6	4.3	4.7	0.9	1.0	1.1	0.8	0.3	0.3	0.9	0.4
Avg. Stride Freq. [Hz]	2.2	2.3	2.2	2.2	2.2	2.2	2.2	2.2	2.3	2.3	2.3
Avg. Stride Length [m]	5.9	7.3	7.2	7.2	7.2	7.3	7.3	7.4	7.4	7.4	7.1



- [] Ranking at each section and finish
- .-.- No data available at this section
- NA No data available



Horse/Jockey Name	Coup De Tonnerre
Final Rank	9
Fastest Section Time (Section)	0:11.58 (2000m)
Top Speed [km/h] (Section)	62.6 (2000m)
Race State	Finished

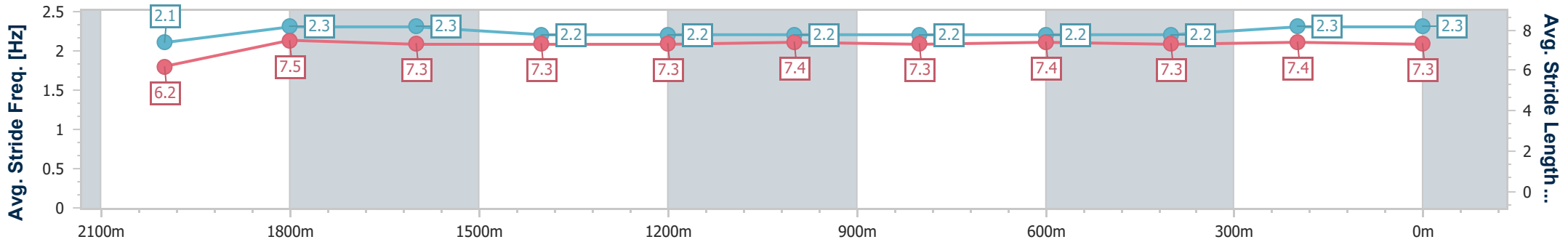
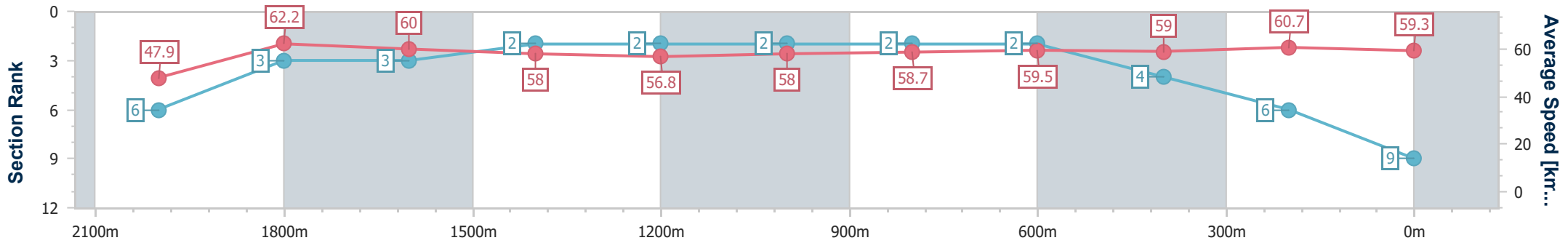


Doomben QLD Professional
Race 1: RACECOURSE VILLAGE BENCHMARK 78 Handicap - 2200m
 03 August 2024 - 11:38
 Track Rating: Soft 5, Weather: Fine, Rail Position: +4.5m Entire



BRISBANE
RACING CLUB

Section	Overall	2000m	1800m	1600m	1400m	1200m	1000m	800m	600m	400m	200m
Section Times	2:16.70 [9] (0:15.01)	2:01.69 [6] (0:11.58)	1:50.11 [3] (0:11.89)	1:38.22 [3] (0:12.36)	1:25.86 [2] (0:12.72)	1:13.14 [2] (0:12.40)	1:00.74 [2] (0:12.36)	0:48.38 [2] (0:12.21)	0:36.17 [2] (0:12.19)	0:23.98 [4] (0:11.87)	0:12.11 [6] (0:12.11)
Average Speed [km/h]	47.9	62.2	60.0	58.0	56.8	58.0	58.7	59.5	59.0	60.7	59.3
Top Speed [km/h]	61.9	62.6	62.2	59.3	57.7	58.9	60.6	61.0	60.4	61.6	60.9
Avg. Dist. to Rail [m]	7.2	1.6	1.6	0.8	0.7	2.1	2.5	2.0	1.2	0.7	1.9
Avg. Stride Freq. [Hz]	2.1	2.3	2.3	2.2	2.2	2.2	2.2	2.2	2.2	2.3	2.3
Avg. Stride Length [m]	6.2	7.5	7.3	7.3	7.3	7.4	7.3	7.4	7.3	7.4	7.3



- [] Ranking at each section and finish
- .-.- No data available at this section
- NA No data available



Doomben QLD Professional
Race 2: COUNTRY MUSIC RACEDAY ON SALE NOW QTIS Three-Year-Old Handicap - 1110m
03 August 2024 - 12:13



Track Rating: Soft 5, Weather: Fine, Rail Position: +4.5m Entire

Section		Overall	1000m	800m	600m	400m	200m	Last 600m					
Field Times		1:04.35 (0:08.42)	0:55.93 (0:10.47)	0:45.46 (0:11.23)	0:34.23 (0:11.24)	0:22.99 (0:11.21)	0:11.78 (0:11.78)	0:34.23					
Rank	TAB Horse/Jockey	Barrier	Top Speed [km/h]	Fastest Section	Margin						Distance Travelled [m]		
1	6 MOULIN MISS Angela Jones	5	68.9	0:08.50	1:04.35 [1] (0:08.50)	0:55.85 [3] (0:10.75)	0:45.10 [4] (0:11.17)	0:33.93 [3] (0:11.44)	0:22.49 [4] (0:11.07)	0:11.42 [4] (0:11.42)	1:04.35	0:33.93	
2	8 SHE OURS Adin Thompson	8	70.4	0:08.42	1:04.59 [2] (0:08.42)	0:56.17 [1] (0:10.47)	0:45.70 [1] (0:11.27)	0:34.43 [2] (0:11.32)	0:23.11 [2] (0:11.09)	0:12.02 [1] (0:12.02)	1.43L	0:34.43	-3
3	2 CLIMACTIC James Orman	1	68.1	0:08.70	1:04.74 [3] (0:08.70)	0:56.04 [5] (0:10.81)	0:45.23 [7] (0:11.34)	0:33.89 [7] (0:11.17)	0:22.72 [6] (0:10.94)	0:11.78 [5] (0:11.78)	2.31L	0:33.89	-4
4	10 SHEZA CHIQUITITA Kenji Yoshida	3	67.3	0:08.76	1:04.94 [4] (0:08.76)	0:56.18 [7] (0:10.81)	0:45.37 [8] (0:11.21)	0:34.16 [6] (0:11.45)	0:22.71 [8] (0:10.93)	0:11.78 [7] (0:11.78)	3.51L	0:34.16	-1
5	7 WARRIOR HEAD Kyle Wilson-Taylor	4	68.8	0:08.59	1:05.08 [5] (0:08.59)	0:56.49 [4] (0:10.61)	0:45.88 [3] (0:11.23)	0:34.65 [4] (0:11.22)	0:23.43 [3] (0:11.20)	0:12.23 [3] (0:12.23)	4.35L	0:34.65	+3
6	1 SHOWS A SIGN Les Tilley	9	70.5	0:08.43	1:05.20 [6] (0:08.43)	0:56.77 [2] (0:10.52)	0:46.25 [2] (0:11.17)	0:35.08 [1] (0:11.24)	0:23.84 [1] (0:11.44)	0:12.40 [2] (0:12.40)	5.02L	0:35.08	-1
7	3 KAHLISEE Samantha Collett	7	70.4	0:08.75	1:05.43 [7] (0:08.75)	0:56.68 [6] (0:10.71)	0:45.97 [6] (0:11.50)	0:34.47 [8] (0:11.07)	0:23.40 [7] (0:11.08)	0:12.32 [6] (0:12.32)	6.4L	0:34.47	+5
8	5 MISHANI STORM Georgina Cartwright	2	71.2	0:08.85	1:05.64 [8] (0:08.85)	0:56.79 [8] (0:10.60)	0:46.19 [5] (0:11.27)	0:34.92 [5] (0:11.29)	0:23.63 [5] (0:11.35)	0:12.28 [8] (0:12.28)	7.59L	0:34.92	+0

Scratched: What A Doozy (#9), King Spirit (#4)

[] Ranking at each section and finish
 -:-:- No data available at this section
 NA No data available

SCN Saddle cloth number
 DNF Did not finish
 DNT Did not track



Horse/Jockey Name	Moulin Miss
Final Rank	1
Fastest Section Time (Section)	0:08.50 (Overall)
Top Speed [km/h] (Section)	68.9 (1000m)
Race State	Finished



Doomben QLD Professional
Race 2: COUNTRY MUSIC RACEDAY ON SALE NOW QTIS
Three-Year-Old Handicap - 1110m

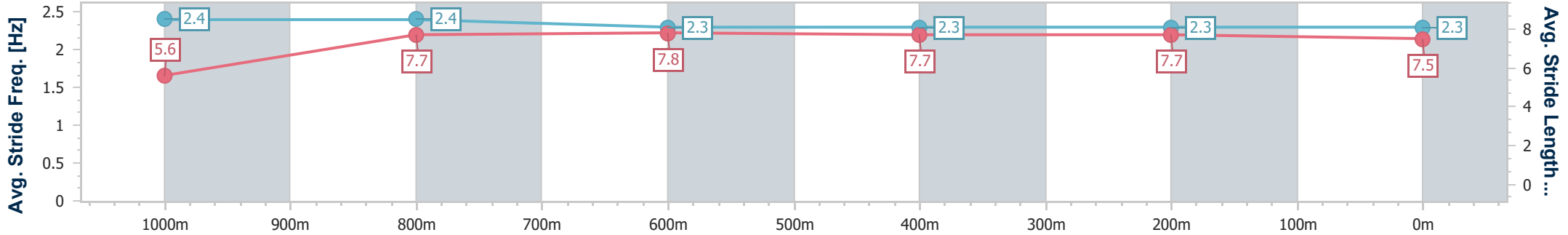
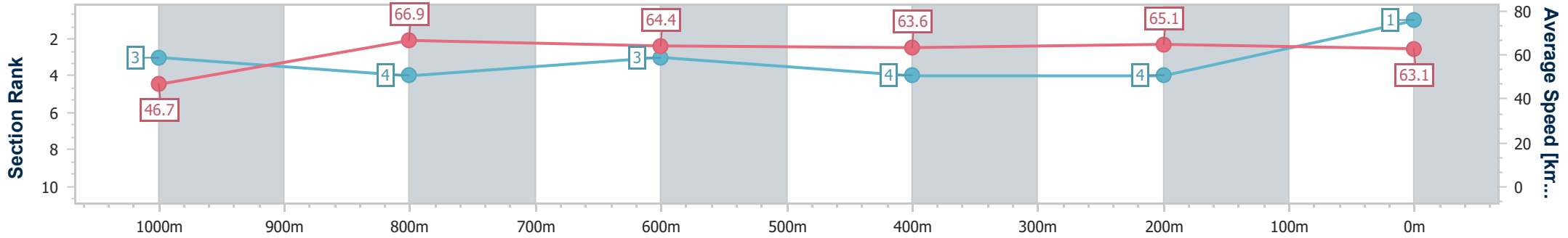
03 August 2024 - 12:13

Track Rating: Soft 5, Weather: Fine, Rail Position: +4.5m Entire



BRISBANE
RACING CLUB

Section	Overall	1000m	800m	600m	400m	200m
Section Times	1:04.35 [1] (0:08.50)	0:55.85 [3] (0:10.75)	0:45.10 [4] (0:11.17)	0:33.93 [3] (0:11.44)	0:22.49 [4] (0:11.07)	0:11.42 [4] (0:11.42)
Average Speed [km/h]	46.7	66.9	64.4	63.6	65.1	63.1
Top Speed [km/h]	65.7	68.9	66.2	64.8	66.6	65.2
Avg. Dist. to Rail [m]	3.8	0.5	0.4	1.7	1.4	1.1
Avg. Stride Freq. [Hz]	2.4	2.4	2.3	2.3	2.3	2.3
Avg. Stride Length [m]	5.6	7.7	7.8	7.7	7.7	7.5



- [] Ranking at each section and finish
- .-.- No data available at this section
- NA No data available



Horse/Jockey Name	She Ours
Final Rank	2
Fastest Section Time (Section)	0:08.42 (Overall)
Top Speed [km/h] (Section)	70.4 (1000m)
Race State	Finished



Doomben QLD Professional
 Race 2: COUNTRY MUSIC RACEDAY ON SALE NOW QTIS
 Three-Year-Old Handicap - 1110m

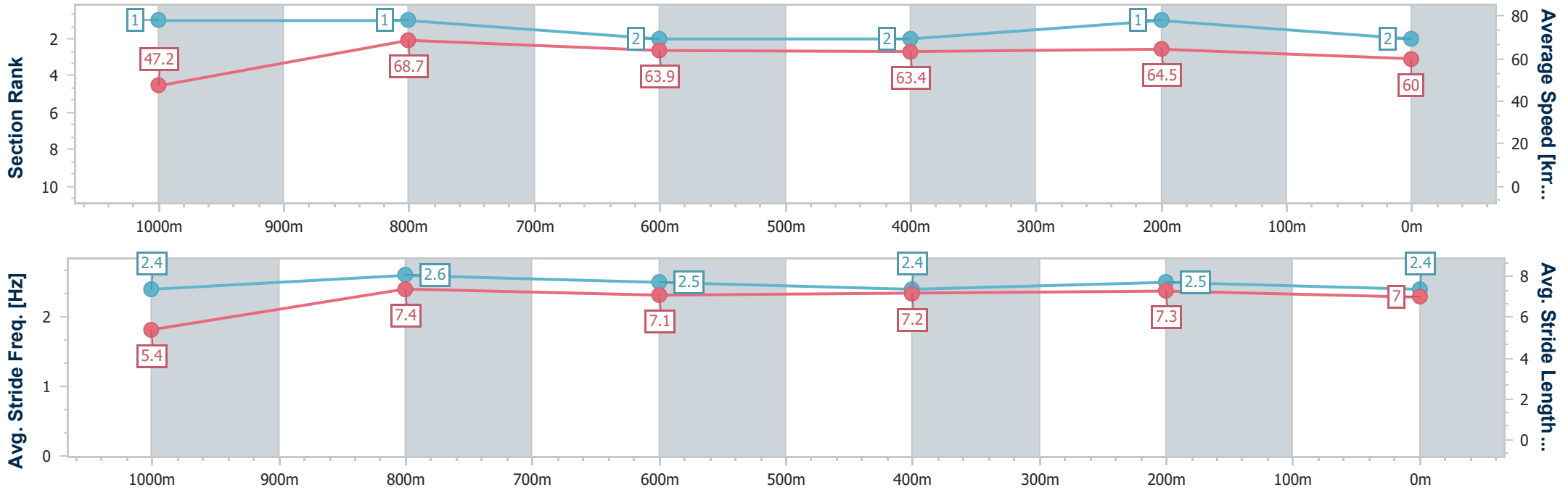
03 August 2024 - 12:13

Track Rating: Soft 5, Weather: Fine, Rail Position: +4.5m Entire



BRISBANE
 RACING CLUB

Section	Overall	1000m	800m	600m	400m	200m
Section Times	1:04.59 [2] (0:08.42)	0:56.17 [1] (0:10.47)	0:45.70 [1] (0:11.27)	0:34.43 [2] (0:11.32)	0:23.11 [2] (0:11.09)	0:12.02 [1] (0:12.02)
Average Speed [km/h]	47.2	68.7	63.9	63.4	64.5	60.0
Top Speed [km/h]	68.2	70.4	65.1	64.6	65.9	63.2
Avg. Dist. to Rail [m]	5.0	0.5	0.8	0.6	2.6	1.6
Avg. Stride Freq. [Hz]	2.4	2.6	2.5	2.4	2.5	2.4
Avg. Stride Length [m]	5.4	7.4	7.1	7.2	7.3	7.0



- [] Ranking at each section and finish
- .-.- No data available at this section
- NA No data available



Horse/Jockey Name	Climactic
Final Rank	3
Fastest Section Time (Section)	0:08.70 (Overall)
Top Speed [km/h] (Section)	68.1 (1000m)
Race State	Finished



Doomben QLD Professional
Race 2: COUNTRY MUSIC RACEDAY ON SALE NOW QTIS
Three-Year-Old Handicap - 1110m

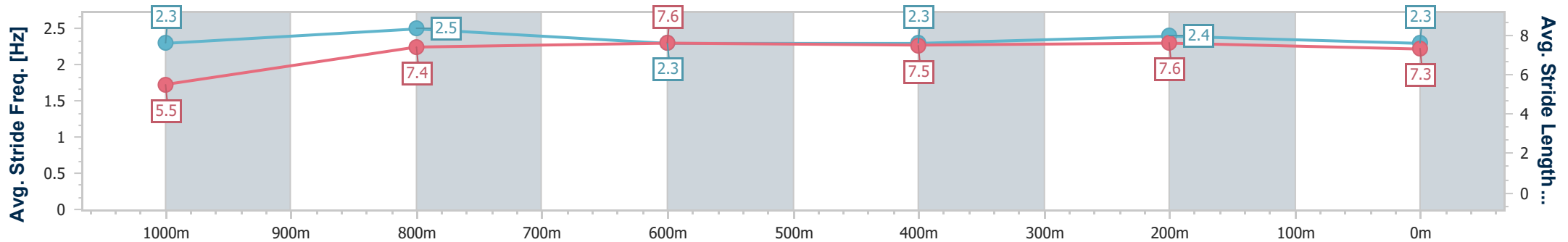
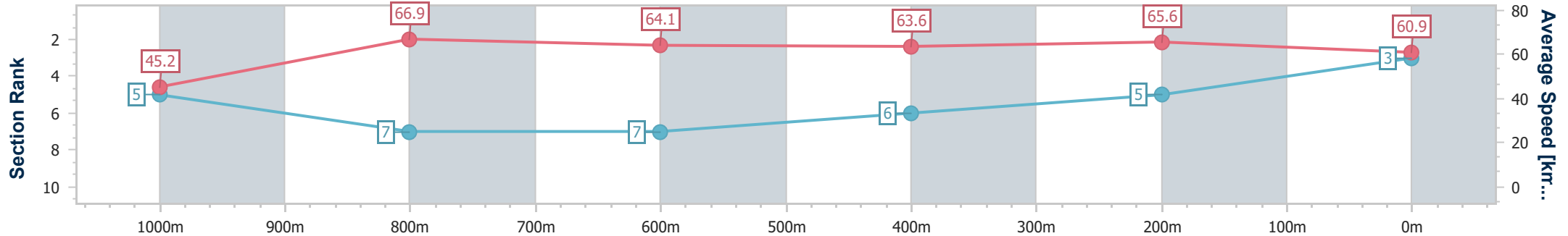
03 August 2024 - 12:13

Track Rating: Soft 5, Weather: Fine, Rail Position: +4.5m Entire



BRISBANE
RACING CLUB

Section	Overall	1000m	800m	600m	400m	200m
Section Times	1:04.74 [3] (0:08.70)	0:56.04 [5] (0:10.81)	0:45.23 [7] (0:11.34)	0:33.89 [7] (0:11.17)	0:22.72 [6] (0:10.94)	0:11.78 [5] (0:11.78)
Average Speed [km/h]	45.2	66.9	64.1	63.6	65.6	60.9
Top Speed [km/h]	66.9	68.1	65.0	66.5	66.9	64.0
Avg. Dist. to Rail [m]	0.8	0.7	1.4	2.2	2.5	4.0
Avg. Stride Freq. [Hz]	2.3	2.5	2.3	2.3	2.4	2.3
Avg. Stride Length [m]	5.5	7.4	7.6	7.5	7.6	7.3



- [] Ranking at each section and finish
- .-.- No data available at this section
- NA No data available



Horse/Jockey Name	Sheza Chiquitita
Final Rank	4
Fastest Section Time (Section)	0:08.76 (Overall)
Top Speed [km/h] (Section)	67.3 (1000m)
Race State	Finished



Doomben QLD Professional
Race 2: COUNTRY MUSIC RACEDAY ON SALE NOW QTIS
Three-Year-Old Handicap - 1110m

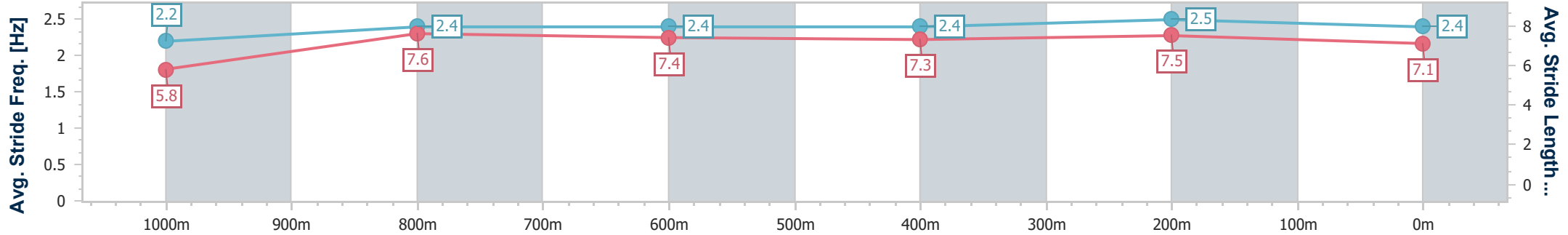
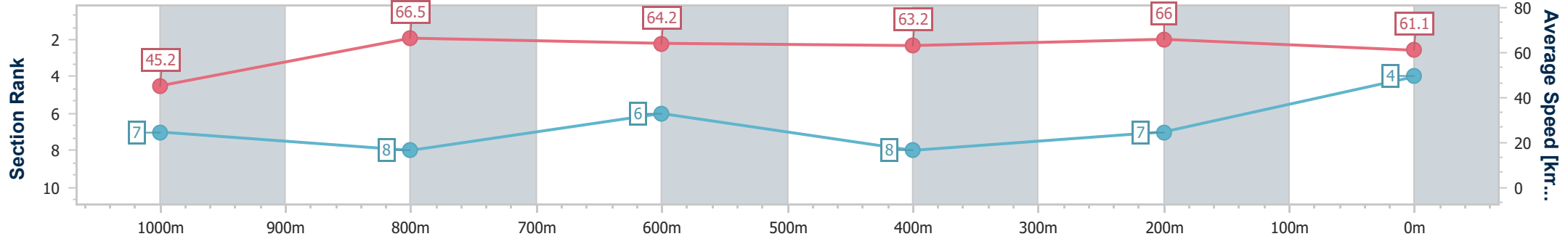
03 August 2024 - 12:13

Track Rating: Soft 5, Weather: Fine, Rail Position: +4.5m Entire



BRISBANE
RACING CLUB

Section	Overall	1000m	800m	600m	400m	200m
Section Times	1:04.94 [4] (0:08.76)	0:56.18 [7] (0:10.81)	0:45.37 [8] (0:11.21)	0:34.16 [6] (0:11.45)	0:22.71 [8] (0:10.93)	0:11.78 [7] (0:11.78)
Average Speed [km/h]	45.2	66.5	64.2	63.2	66.0	61.1
Top Speed [km/h]	64.4	67.3	65.2	64.5	67.0	64.8
Avg. Dist. to Rail [m]	2.6	0.4	0.3	0.8	0.5	0.6
Avg. Stride Freq. [Hz]	2.2	2.4	2.4	2.4	2.5	2.4
Avg. Stride Length [m]	5.8	7.6	7.4	7.3	7.5	7.1



- [] Ranking at each section and finish
- .-.- No data available at this section
- NA No data available



Horse/Jockey Name	Warrior Head
Final Rank	5
Fastest Section Time (Section)	0:08.59 (Overall)
Top Speed [km/h] (Section)	68.8 (1000m)
Race State	Finished



Doomben QLD Professional
 Race 2: COUNTRY MUSIC RACEDAY ON SALE NOW QTIS
 Three-Year-Old Handicap - 1110m

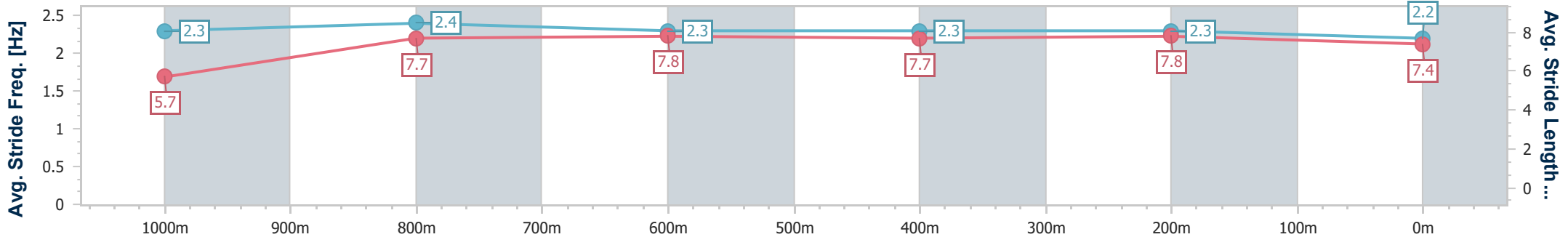
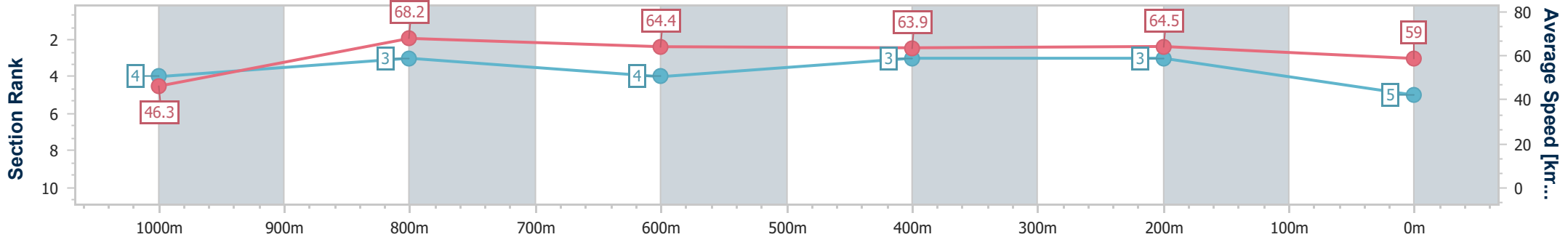
03 August 2024 - 12:13

Track Rating: Soft 5, Weather: Fine, Rail Position: +4.5m Entire



BRISBANE
 RACING CLUB

Section	Overall	1000m	800m	600m	400m	200m
Section Times	1:05.08 [5] (0:08.59)	0:56.49 [4] (0:10.61)	0:45.88 [3] (0:11.23)	0:34.65 [4] (0:11.22)	0:23.43 [3] (0:11.20)	0:12.23 [3] (0:12.23)
Average Speed [km/h]	46.3	68.2	64.4	63.9	64.5	59.0
Top Speed [km/h]	46.5	68.8	68.5	64.8	65.7	65.0
Avg. Dist. to Rail [m]	3.5	1.3	1.5	0.5	1.4	1.3
Avg. Stride Freq. [Hz]	2.3	2.4	2.3	2.3	2.3	2.2
Avg. Stride Length [m]	5.7	7.7	7.8	7.7	7.8	7.4



- [] Ranking at each section and finish
- .-.- No data available at this section
- NA No data available



Horse/Jockey Name	Shows A Sign
Final Rank	6
Fastest Section Time (Section)	0:08.43 (Overall)
Top Speed [km/h] (Section)	70.5 (1000m)
Race State	Finished



Doomben QLD Professional
Race 2: COUNTRY MUSIC RACEDAY ON SALE NOW QTIS
Three-Year-Old Handicap - 1110m

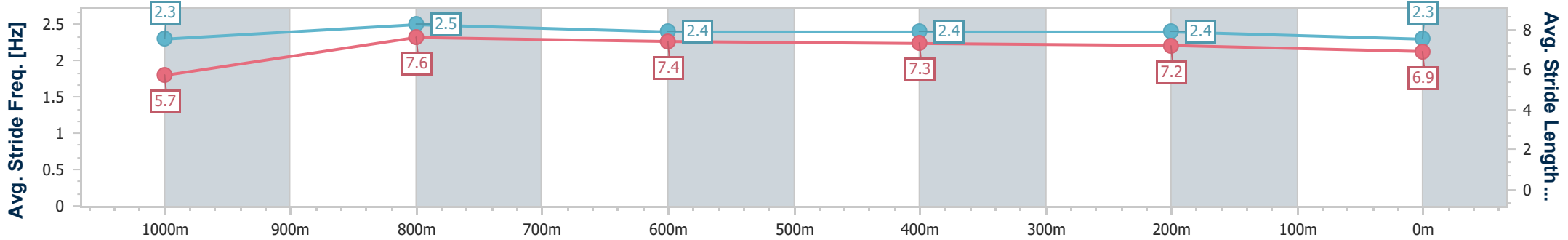
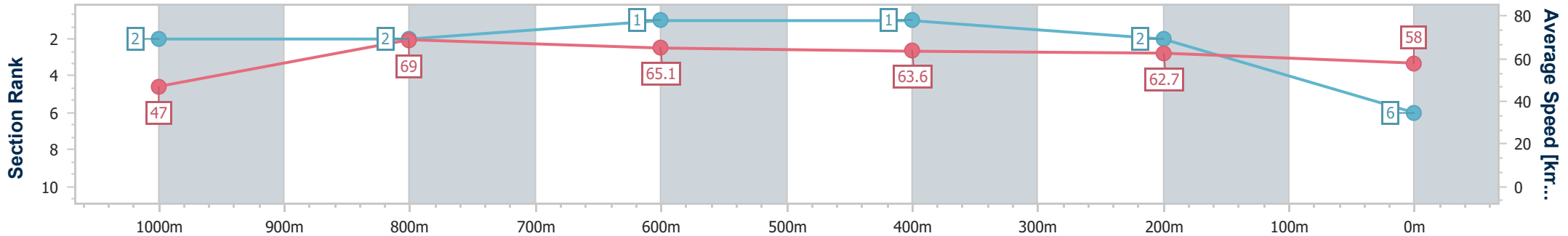
03 August 2024 - 12:13

Track Rating: Soft 5, Weather: Fine, Rail Position: +4.5m Entire



BRISBANE
RACING CLUB

Section	Overall	1000m	800m	600m	400m	200m
Section Times	1:05.20 [6] (0:08.43)	0:56.77 [2] (0:10.52)	0:46.25 [2] (0:11.17)	0:35.08 [1] (0:11.24)	0:23.84 [1] (0:11.44)	0:12.40 [2] (0:12.40)
Average Speed [km/h]	47.0	69.0	65.1	63.6	62.7	58.0
Top Speed [km/h]	68.9	70.5	67.6	64.5	64.5	60.4
Avg. Dist. to Rail [m]	6.6	2.5	1.8	1.3	2.0	0.3
Avg. Stride Freq. [Hz]	2.3	2.5	2.4	2.4	2.4	2.3
Avg. Stride Length [m]	5.7	7.6	7.4	7.3	7.2	6.9



- [] Ranking at each section and finish
- .-.- No data available at this section
- NA No data available



Horse/Jockey Name	Kahlisee
Final Rank	7
Fastest Section Time (Section)	0:08.75 (Overall)
Top Speed [km/h] (Section)	70.4 (1000m)
Race State	Finished



Doomben QLD Professional
Race 2: COUNTRY MUSIC RACEDAY ON SALE NOW QTIS
Three-Year-Old Handicap - 1110m

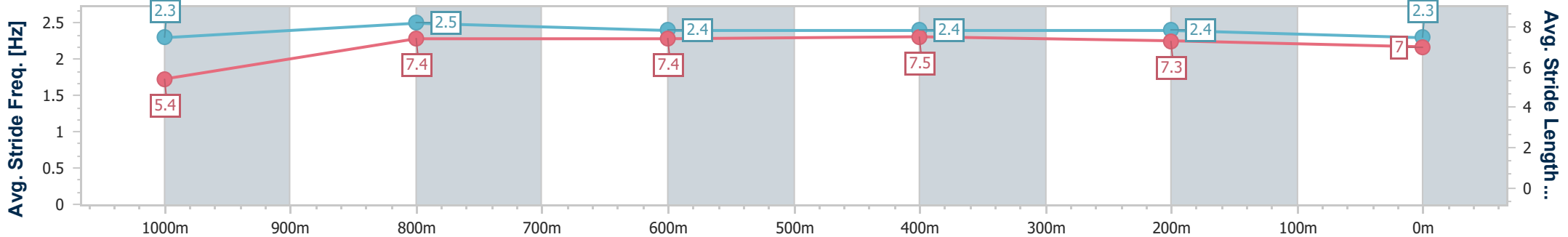
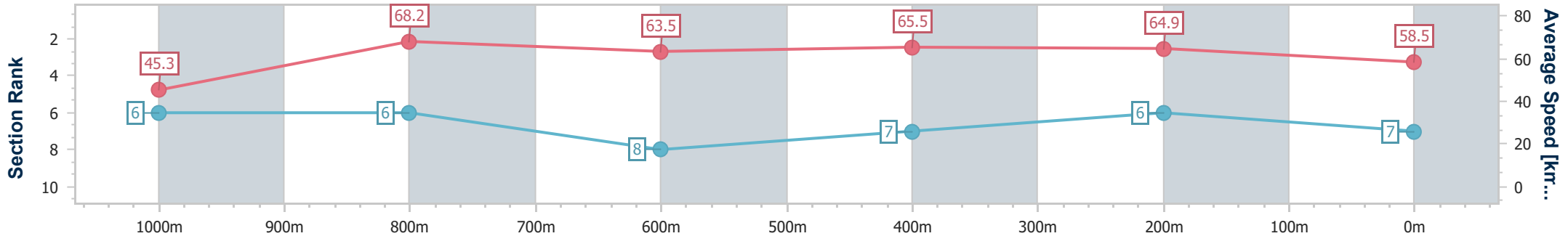
03 August 2024 - 12:13

Track Rating: Soft 5, Weather: Fine, Rail Position: +4.5m Entire



BRISBANE
RACING CLUB

Section	Overall	1000m	800m	600m	400m	200m
Section Times	1:05.43 [7] (0:08.75)	0:56.68 [6] (0:10.71)	0:45.97 [6] (0:11.50)	0:34.47 [8] (0:11.07)	0:23.40 [7] (0:11.08)	0:12.32 [6] (0:12.32)
Average Speed [km/h]	45.3	68.2	63.5	65.5	64.9	58.5
Top Speed [km/h]	68.1	70.4	64.1	66.5	66.5	62.3
Avg. Dist. to Rail [m]	5.3	4.0	3.2	0.8	2.7	4.7
Avg. Stride Freq. [Hz]	2.3	2.5	2.4	2.4	2.4	2.3
Avg. Stride Length [m]	5.4	7.4	7.4	7.5	7.3	7.0



- [] Ranking at each section and finish
- .-.- No data available at this section
- NA No data available



Horse/Jockey Name	Mishani Storm
Final Rank	8
Fastest Section Time (Section)	0:08.85 (Overall)
Top Speed [km/h] (Section)	71.2 (1000m)
Race State	Finished



Doomben QLD Professional
Race 2: COUNTRY MUSIC RACEDAY ON SALE NOW QTIS
Three-Year-Old Handicap - 1110m

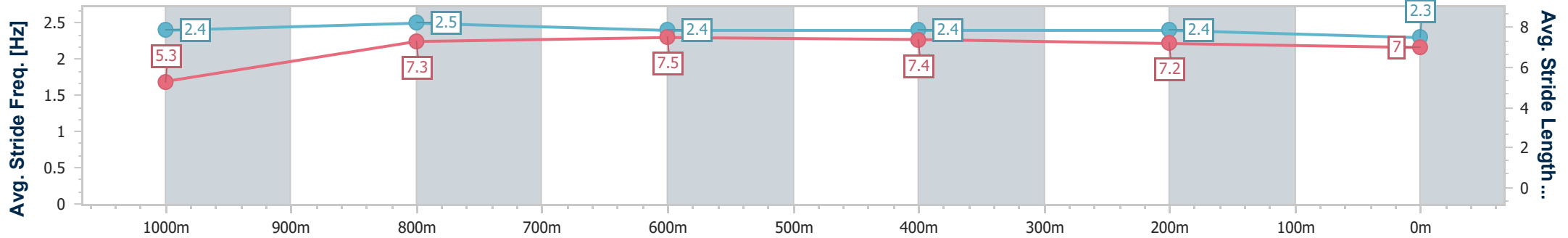
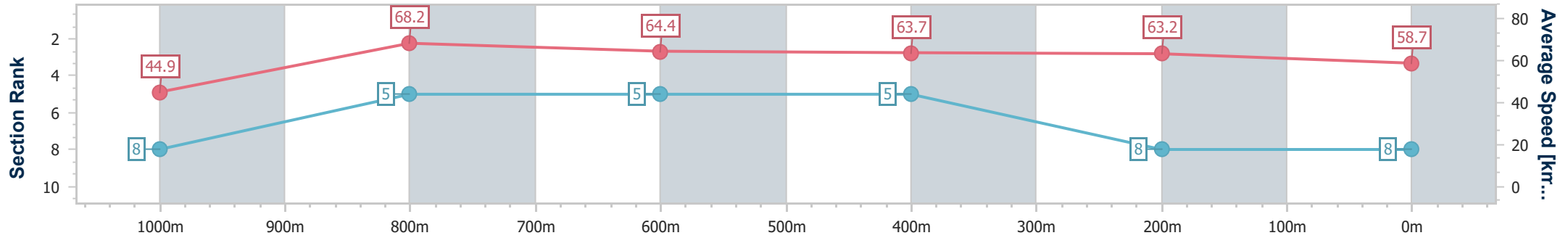
03 August 2024 - 12:13

Track Rating: Soft 5, Weather: Fine, Rail Position: +4.5m Entire



BRISBANE
RACING CLUB

Section	Overall	1000m	800m	600m	400m	200m
Section Times	1:05.64 [8] (0:08.85)	0:56.79 [8] (0:10.60)	0:46.19 [5] (0:11.27)	0:34.92 [5] (0:11.29)	0:23.63 [5] (0:11.35)	0:12.28 [8] (0:12.28)
Average Speed [km/h]	44.9	68.2	64.4	63.7	63.2	58.7
Top Speed [km/h]	69.6	71.2	66.1	64.7	64.7	62.5
Avg. Dist. to Rail [m]	2.9	2.0	1.7	0.7	0.8	0.6
Avg. Stride Freq. [Hz]	2.4	2.5	2.4	2.4	2.4	2.3
Avg. Stride Length [m]	5.3	7.3	7.5	7.4	7.2	7.0



- [] Ranking at each section and finish
- .-.- No data available at this section
- NA No data available



Doomben QLD Professional

Race 3: CELEBRATING HORSES' BIRTHDAY BENCHMARK 78 Handicap - 1110m

03 August 2024 - 12:48



BRISBANE
RACING CLUB

Track Rating: Soft 5, Weather: Fine, Rail Position: +4.5m Entire

Section												Last 600m	
Field Times		Overall	1000m	800m	600m	400m	200m						0:34.72
		1:04.05 (0:08.20)	0:55.85 (0:10.18)	0:45.67 (0:10.95)	0:34.72 (0:11.24)	0:23.48 (0:11.47)	0:12.01 (0:12.01)						
Rank	TAB Horse/Jockey	Barrier	Top Speed [km/h]	Fastest Section								Margin	Distance Travelled [m]
1	5 BRERETON Ryan Maloney	9	69.6	0:08.33	1:04.05 [1] (0:08.33)	0:55.72 [4] (0:10.62)	0:45.10 [4] (0:10.94)	0:34.16 [4] (0:11.23)	0:22.93 [4] (0:11.10)	0:11.83 [2] (0:11.83)	1:04.05	0:34.16	
2	14 JAYANTHI Boris Thornton	8	68.3	0:09.05	1:04.08 [2] (0:09.05)	0:55.03 [10] (0:10.77)	0:44.26 [9] (0:10.74)	0:33.52 [10] (0:10.96)	0:22.56 [8] (0:10.87)	0:11.69 [4] (0:11.69)	0.15L	0:33.52	+1
3	9 MUSCHIALLI Emily Lang	10	68.9	0:08.91	1:04.31 [3] (0:08.91)	0:55.40 [9] (0:10.96)	0:44.44 [10] (0:10.61)	0:33.83 [9] (0:11.18)	0:22.65 [10] (0:11.01)	0:11.64 [8] (0:11.64)	1.54L	0:33.83	+3
4	15 MISS MIDDLE PARK Angela Jones	6	68.9	0:08.79	1:04.33 [4] (0:08.79)	0:55.54 [8] (0:10.70)	0:44.84 [8] (0:10.76)	0:34.08 [7] (0:11.34)	0:22.74 [9] (0:11.09)	0:11.65 [9] (0:11.65)	1.62L	0:34.08	+8
5	10 NANAGUI James Orman	4	69.8	0:08.66	1:04.42 [5] (0:08.66)	0:55.76 [6] (0:10.64)	0:45.12 [6] (0:10.78)	0:34.34 [6] (0:11.30)	0:23.04 [6] (0:11.05)	0:11.99 [5] (0:11.99)	2.19L	0:34.34	+5
6	3 RALPHIE Bailey Wheeler	3	68.3	0:08.68	1:04.82 [6] (0:08.68)	0:56.14 [7] (0:10.64)	0:45.50 [7] (0:10.94)	0:34.56 [8] (0:11.14)	0:23.42 [7] (0:11.24)	0:12.18 [7] (0:12.18)	4.5L	0:34.56	-2
7	8 INTRODUCING Cody Collis	7	72.5	0:08.33	1:04.89 [7] (0:08.33)	0:56.56 [3] (0:10.19)	0:46.37 [2] (0:10.92)	0:35.45 [3] (0:11.55)	0:23.90 [3] (0:11.49)	0:12.41 [6] (0:12.41)	4.96L	0:35.45	+4
8	16 LENNIC Nozi Tomizawa	14	72.9	0:08.20	1:05.10 [8] (0:08.20)	0:56.90 [1] (0:10.18)	0:46.72 [1] (0:10.95)	0:35.77 [1] (0:11.24)	0:24.53 [1] (0:11.47)	0:13.06 [1] (0:13.06)	6.19L	0:35.77	-2
9	12 MATILLY Kyle Wilson-Taylor	1	72.2	0:08.28	1:05.36 [9] (0:08.28)	0:57.08 [2] (0:10.27)	0:46.81 [3] (0:10.87)	0:35.94 [2] (0:11.55)	0:24.39 [2] (0:11.39)	0:13.00 [3] (0:13.00)	7.69L	0:35.94	+1
10	11 BURNISH GOLD Melea Castle	5	69.2	0:08.46	1:06.27 [10] (0:08.46)	0:57.81 [5] (0:10.56)	0:47.25 [5] (0:10.89)	0:36.36 [5] (0:11.31)	0:25.05 [5] (0:11.79)	0:13.26 [10] (0:13.26)	13.07L	0:36.36	-4

Scratched: Glorious Ruby (#13), Rejoiced (#4), Immoral (#2), Vodka Martini (#1), Liquor (#7), Defiant Spirit (#6), Depth Charge (#17)

Report Created: Sat 3 August 2024 13:06 GMT+10 (Note: Timing is based on position data)

Page 1/11

[] Ranking at each section and finish
 -:-:- No data available at this section
 NA No data available

SCN Saddle cloth number
 DNF Did not finish
 DNT Did not track

data processed by TRIPLES DATA



Horse/Jockey Name	Brereton
Final Rank	1
Fastest Section Time (Section)	0:08.33 (Overall)
Top Speed [km/h] (Section)	69.6 (1000m)
Race State	Finished

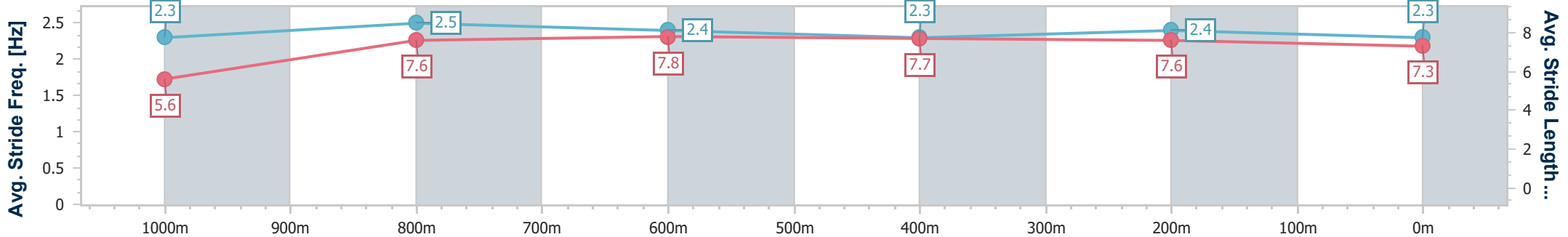
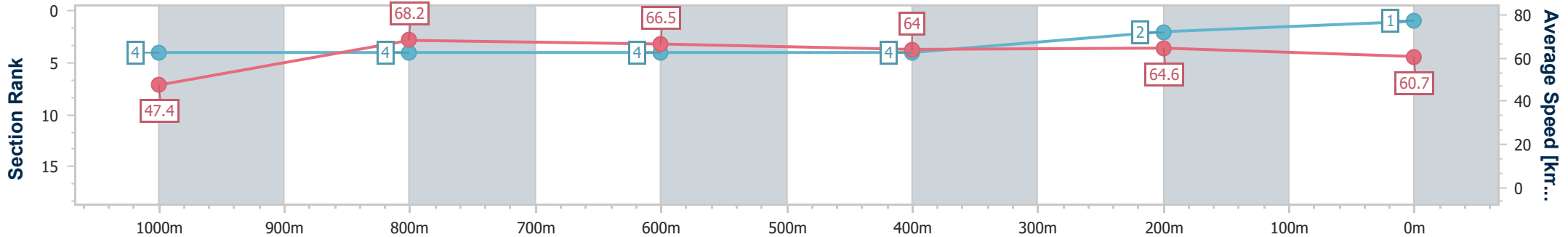


Doomben QLD Professional
Race 3: CELEBRATING HORSES' BIRTHDAY BENCHMARK 78
 Handicap - 1110m
 03 August 2024 - 12:48
 Track Rating: Soft 5, Weather: Fine, Rail Position: +4.5m Entire



BRISBANE
RACING CLUB

Section	Overall	1000m	800m	600m	400m	200m
Section Times	1:04.05 [1] (0:08.33)	0:55.72 [4] (0:10.62)	0:45.10 [4] (0:10.94)	0:34.16 [4] (0:11.23)	0:22.93 [4] (0:11.10)	0:11.83 [2] (0:11.83)
Average Speed [km/h]	47.4	68.2	66.5	64.0	64.6	60.7
Top Speed [km/h]	67.7	69.6	67.6	66.0	66.5	64.2
Avg. Dist. to Rail [m]	7.6	2.8	1.6	0.9	1.8	1.1
Avg. Stride Freq. [Hz]	2.3	2.5	2.4	2.3	2.4	2.3
Avg. Stride Length [m]	5.6	7.6	7.8	7.7	7.6	7.3



- [] Ranking at each section and finish
- .-.- No data available at this section
- NA No data available



Horse/Jockey Name	Jayanthi
Final Rank	2
Fastest Section Time (Section)	0:09.05 (Overall)
Top Speed [km/h] (Section)	68.3 (400m)
Race State	Finished

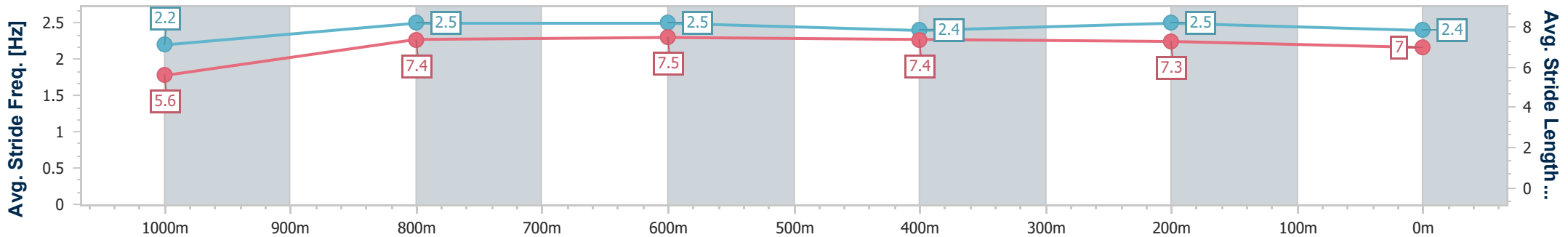
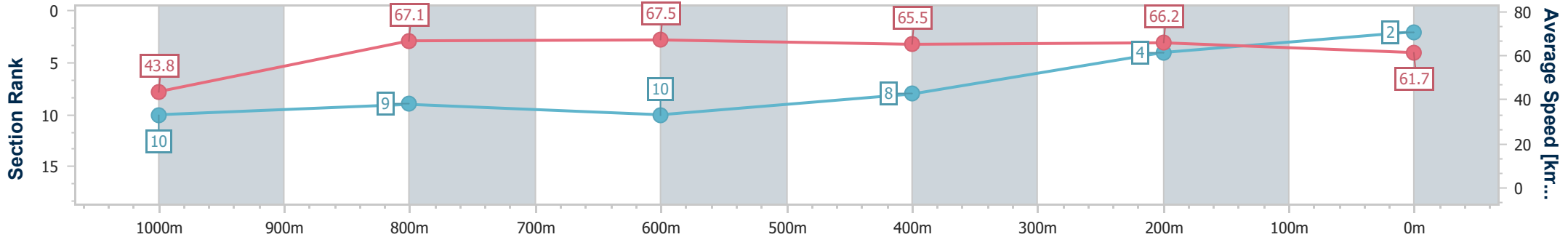


Doomben QLD Professional
Race 3: CELEBRATING HORSES' BIRTHDAY BENCHMARK 78
 Handicap - 1110m
 03 August 2024 - 12:48
 Track Rating: Soft 5, Weather: Fine, Rail Position: +4.5m Entire



BRISBANE
RACING CLUB

Section	Overall	1000m	800m	600m	400m	200m
Section Times	1:04.08 [2] (0:09.05)	0:55.03 [10] (0:10.77)	0:44.26 [9] (0:10.74)	0:33.52 [10] (0:10.96)	0:22.56 [8] (0:10.87)	0:11.69 [4] (0:11.69)
Average Speed [km/h]	43.8	67.1	67.5	65.5	66.2	61.7
Top Speed [km/h]	63.9	68.1	67.9	67.6	68.3	65.9
Avg. Dist. to Rail [m]	5.7	1.9	1.1	0.6	1.6	3.9
Avg. Stride Freq. [Hz]	2.2	2.5	2.5	2.4	2.5	2.4
Avg. Stride Length [m]	5.6	7.4	7.5	7.4	7.3	7.0



- [] Ranking at each section and finish
- .-.- No data available at this section
- NA No data available



Horse/Jockey Name	Muschialli
Final Rank	3
Fastest Section Time (Section)	0:08.91 (Overall)
Top Speed [km/h] (Section)	68.9 (800m)
Race State	Finished

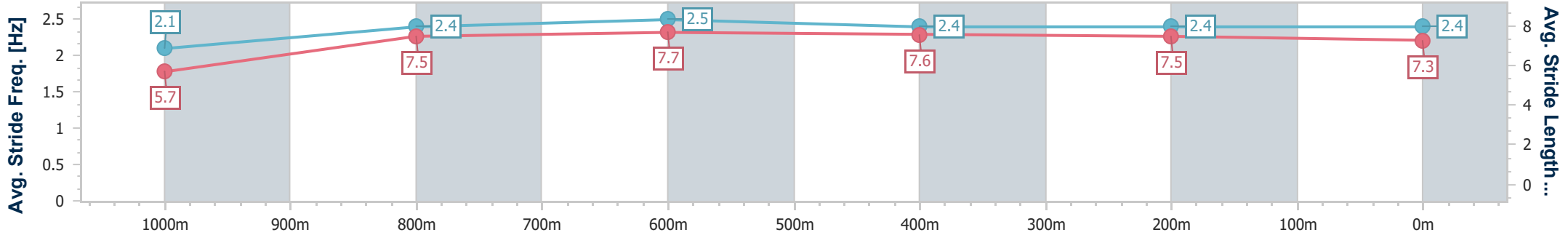
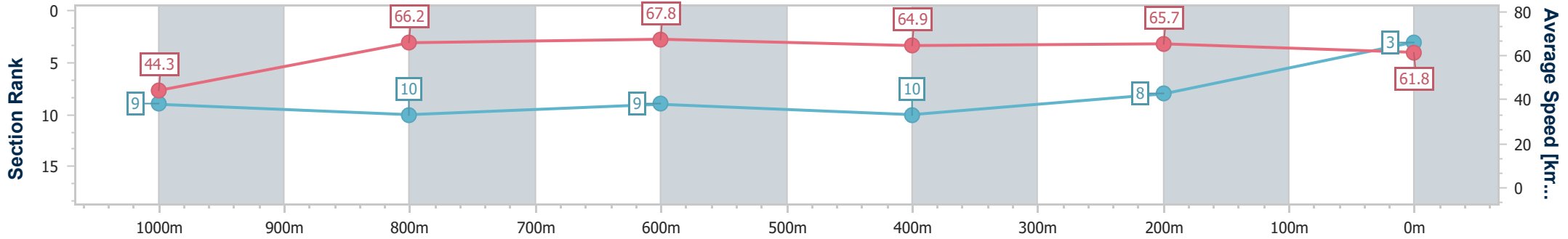


Doomben QLD Professional
Race 3: CELEBRATING HORSES' BIRTHDAY BENCHMARK 78
 Handicap - 1110m
 03 August 2024 - 12:48
 Track Rating: Soft 5, Weather: Fine, Rail Position: +4.5m Entire



BRISBANE
RACING CLUB

Section	Overall	1000m	800m	600m	400m	200m
Section Times	1:04.31 [3] (0:08.91)	0:55.40 [9] (0:10.96)	0:44.44 [10] (0:10.61)	0:33.83 [9] (0:11.18)	0:22.65 [10] (0:11.01)	0:11.64 [8] (0:11.64)
Average Speed [km/h]	44.3	66.2	67.8	64.9	65.7	61.8
Top Speed [km/h]	61.5	68.6	68.9	66.6	67.9	64.7
Avg. Dist. to Rail [m]	6.6	1.7	0.4	1.3	4.7	7.6
Avg. Stride Freq. [Hz]	2.1	2.4	2.5	2.4	2.4	2.4
Avg. Stride Length [m]	5.7	7.5	7.7	7.6	7.5	7.3



- [] Ranking at each section and finish
- .-.- No data available at this section
- NA No data available



Horse/Jockey Name	Miss Middle Park
Final Rank	4
Fastest Section Time (Section)	0:08.79 (Overall)
Top Speed [km/h] (Section)	68.9 (1000m)
Race State	Finished

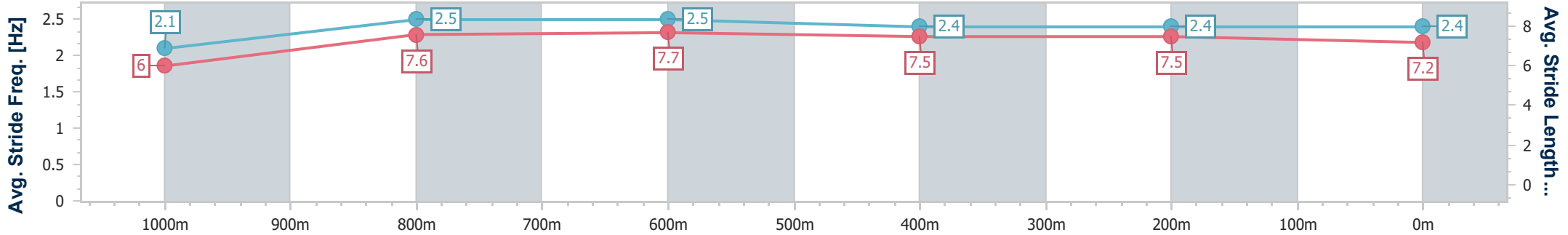
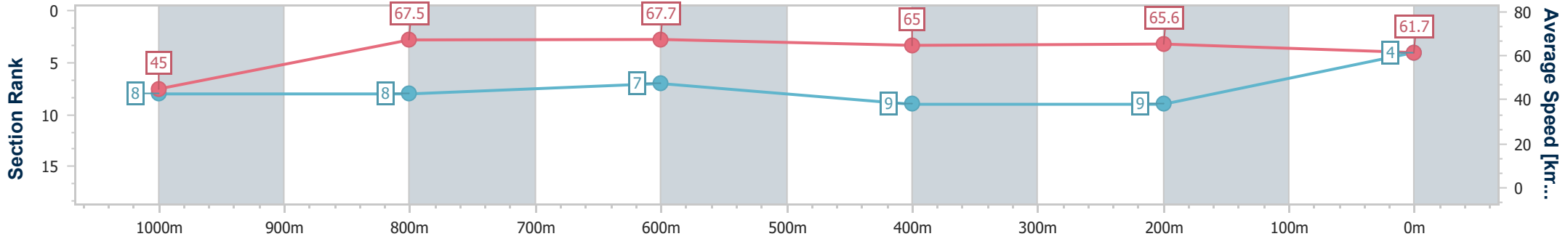


Doomben QLD Professional
Race 3: CELEBRATING HORSES' BIRTHDAY BENCHMARK 78
 Handicap - 1110m
 03 August 2024 - 12:48
 Track Rating: Soft 5, Weather: Fine, Rail Position: +4.5m Entire



BRISBANE
RACING CLUB

Section	Overall	1000m	800m	600m	400m	200m
Section Times	1:04.33 [4] (0:08.79)	0:55.54 [8] (0:10.70)	0:44.84 [8] (0:10.76)	0:34.08 [7] (0:11.34)	0:22.74 [9] (0:11.09)	0:11.65 [9] (0:11.65)
Average Speed [km/h]	45.0	67.5	67.7	65.0	65.6	61.7
Top Speed [km/h]	65.9	68.9	68.8	67.3	66.7	66.5
Avg. Dist. to Rail [m]	3.8	0.8	2.7	4.1	5.5	5.4
Avg. Stride Freq. [Hz]	2.1	2.5	2.5	2.4	2.4	2.4
Avg. Stride Length [m]	6.0	7.6	7.7	7.5	7.5	7.2



- [] Ranking at each section and finish
- .-.- No data available at this section
- NA No data available



Horse/Jockey Name	Nanagui
Final Rank	5
Fastest Section Time (Section)	0:08.66 (Overall)
Top Speed [km/h] (Section)	69.8 (1000m)
Race State	Finished

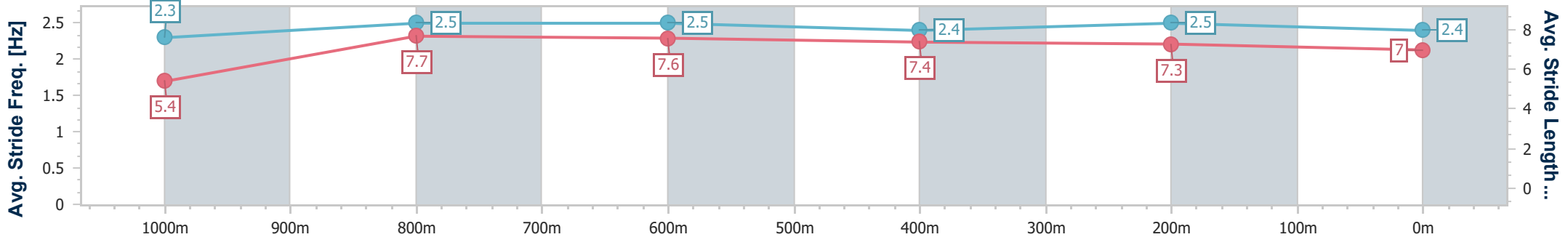
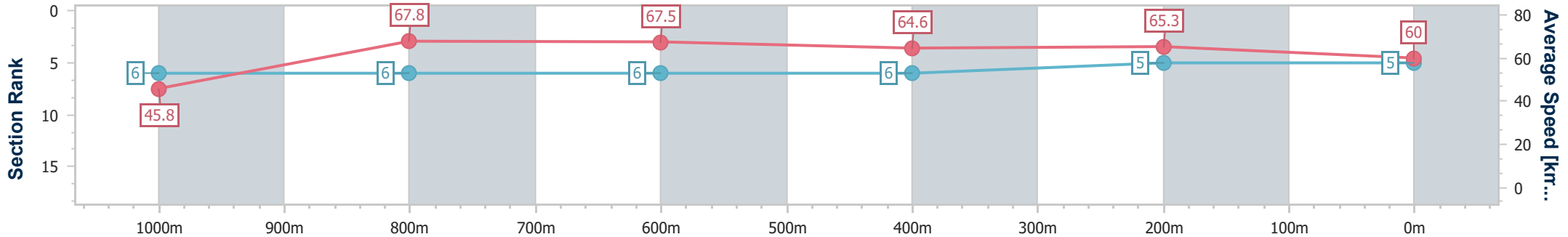


Doomben QLD Professional
Race 3: CELEBRATING HORSES' BIRTHDAY BENCHMARK 78
 Handicap - 1110m
 03 August 2024 - 12:48
 Track Rating: Soft 5, Weather: Fine, Rail Position: +4.5m Entire



BRISBANE
RACING CLUB

Section	Overall	1000m	800m	600m	400m	200m
Section Times	1:04.42 [5] (0:08.66)	0:55.76 [6] (0:10.64)	0:45.12 [6] (0:10.78)	0:34.34 [6] (0:11.30)	0:23.04 [6] (0:11.05)	0:11.99 [5] (0:11.99)
Average Speed [km/h]	45.8	67.8	67.5	64.6	65.3	60.0
Top Speed [km/h]	65.8	69.8	69.0	66.1	66.3	64.7
Avg. Dist. to Rail [m]	2.4	1.0	2.3	2.0	2.6	3.4
Avg. Stride Freq. [Hz]	2.3	2.5	2.5	2.4	2.5	2.4
Avg. Stride Length [m]	5.4	7.7	7.6	7.4	7.3	7.0



- [] Ranking at each section and finish
- .-.- No data available at this section
- NA No data available



Horse/Jockey Name	Ralphie
Final Rank	6
Fastest Section Time (Section)	0:08.68 (Overall)
Top Speed [km/h] (Section)	68.3 (1000m)
Race State	Finished

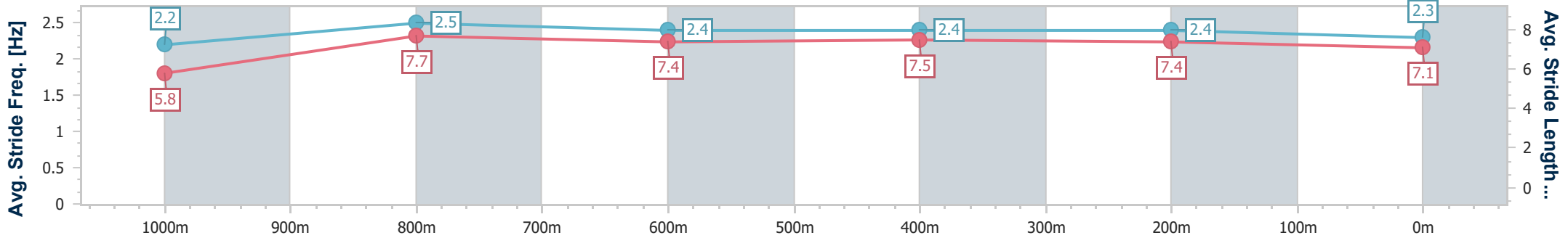
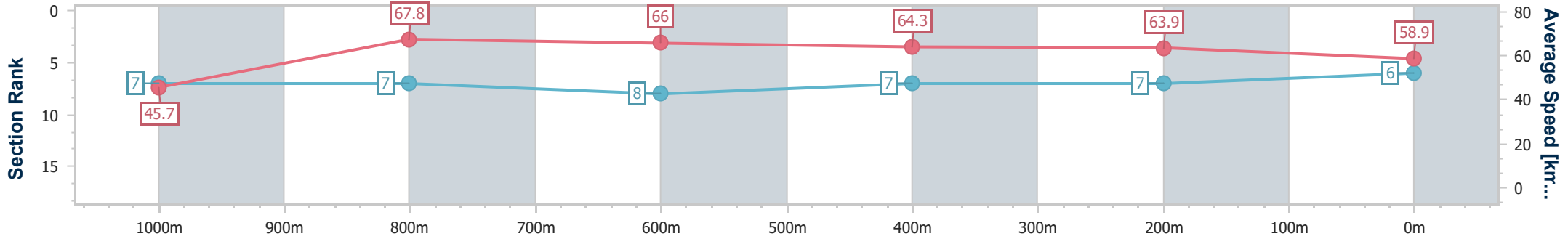


Doomben QLD Professional
Race 3: CELEBRATING HORSES' BIRTHDAY BENCHMARK 78
 Handicap - 1110m
 03 August 2024 - 12:48
 Track Rating: Soft 5, Weather: Fine, Rail Position: +4.5m Entire



BRISBANE
RACING CLUB

Section	Overall	1000m	800m	600m	400m	200m
Section Times	1:04.82 [6] (0:08.68)	0:56.14 [7] (0:10.64)	0:45.50 [7] (0:10.94)	0:34.56 [8] (0:11.14)	0:23.42 [7] (0:11.24)	0:12.18 [7] (0:12.18)
Average Speed [km/h]	45.7	67.8	66.0	64.3	63.9	58.9
Top Speed [km/h]	66.7	68.3	68.2	66.6	65.7	62.4
Avg. Dist. to Rail [m]	1.7	0.9	0.5	1.1	1.0	0.5
Avg. Stride Freq. [Hz]	2.2	2.5	2.4	2.4	2.4	2.3
Avg. Stride Length [m]	5.8	7.7	7.4	7.5	7.4	7.1



- [] Ranking at each section and finish
- .-.- No data available at this section
- NA No data available



Horse/Jockey Name	Introducing
Final Rank	7
Fastest Section Time (Section)	0:08.33 (Overall)
Top Speed [km/h] (Section)	72.5 (1000m)
Race State	Finished

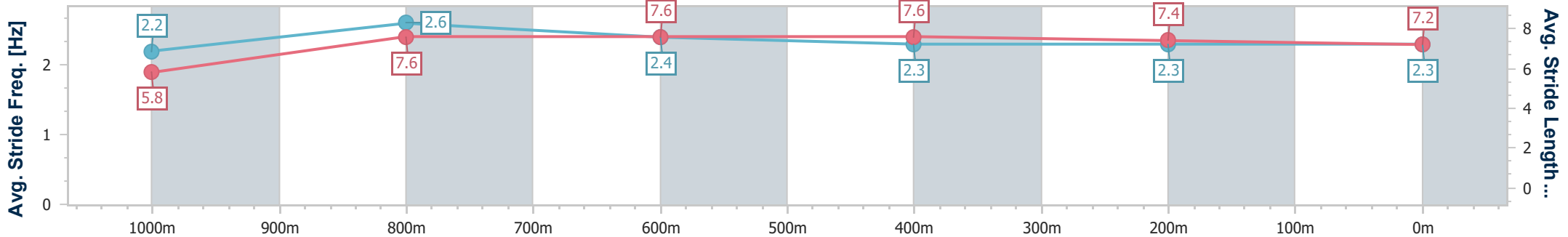
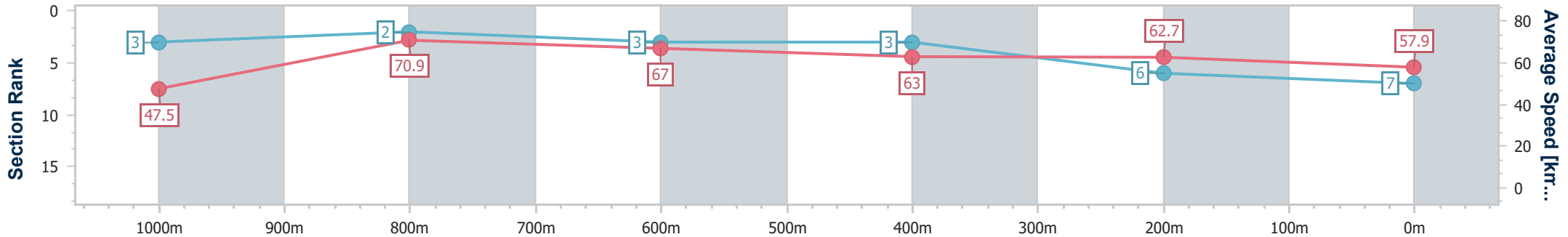


Doomben QLD Professional
Race 3: CELEBRATING HORSES' BIRTHDAY BENCHMARK 78
 Handicap - 1110m
 03 August 2024 - 12:48
 Track Rating: Soft 5, Weather: Fine, Rail Position: +4.5m Entire



BRISBANE
RACING CLUB

Section	Overall	1000m	800m	600m	400m	200m
Section Times	1:04.89 [7] (0:08.33)	0:56.56 [3] (0:10.19)	0:46.37 [2] (0:10.92)	0:35.45 [3] (0:11.55)	0:23.90 [3] (0:11.49)	0:12.41 [6] (0:12.41)
Average Speed [km/h]	47.5	70.9	67.0	63.0	62.7	57.9
Top Speed [km/h]	68.9	72.5	68.5	64.6	63.9	61.8
Avg. Dist. to Rail [m]	5.2	1.0	3.0	2.1	0.5	0.7
Avg. Stride Freq. [Hz]	2.2	2.6	2.4	2.3	2.3	2.3
Avg. Stride Length [m]	5.8	7.6	7.6	7.6	7.4	7.2



- [] Ranking at each section and finish
- .-.- No data available at this section
- NA No data available



Horse/Jockey Name	Lennic
Final Rank	8
Fastest Section Time (Section)	0:08.20 (Overall)
Top Speed [km/h] (Section)	72.9 (1000m)
Race State	Finished

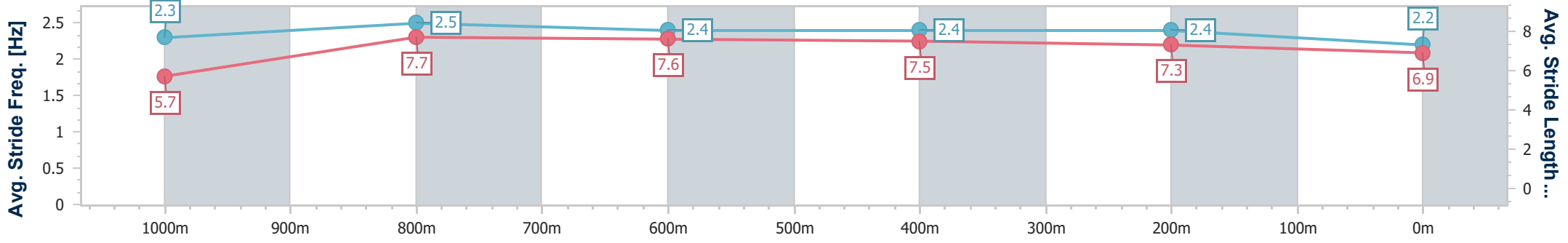
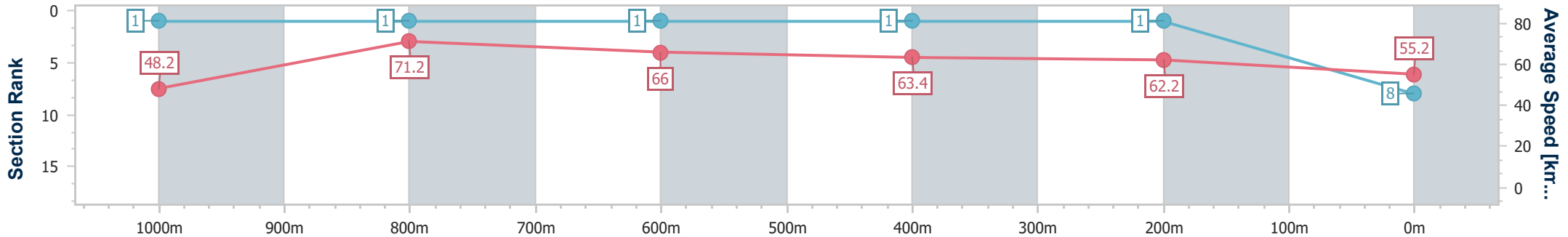


Doomben QLD Professional
Race 3: CELEBRATING HORSES' BIRTHDAY BENCHMARK 78
 Handicap - 1110m
 03 August 2024 - 12:48
 Track Rating: Soft 5, Weather: Fine, Rail Position: +4.5m Entire



BRISBANE
RACING CLUB

Section	Overall	1000m	800m	600m	400m	200m
Section Times	1:05.10 [8] (0:08.20)	0:56.90 [1] (0:10.18)	0:46.72 [1] (0:10.95)	0:35.77 [1] (0:11.24)	0:24.53 [1] (0:11.47)	0:13.06 [1] (0:13.06)
Average Speed [km/h]	48.2	71.2	66.0	63.4	62.2	55.2
Top Speed [km/h]	69.3	72.9	69.4	65.6	64.9	59.1
Avg. Dist. to Rail [m]	10.0	3.5	0.5	1.7	2.5	1.4
Avg. Stride Freq. [Hz]	2.3	2.5	2.4	2.4	2.4	2.2
Avg. Stride Length [m]	5.7	7.7	7.6	7.5	7.3	6.9



- [] Ranking at each section and finish
- .-.- No data available at this section
- NA No data available



Horse/Jockey Name	Matilly
Final Rank	9
Fastest Section Time (Section)	0:08.28 (Overall)
Top Speed [km/h] (Section)	72.2 (1000m)
Race State	Finished

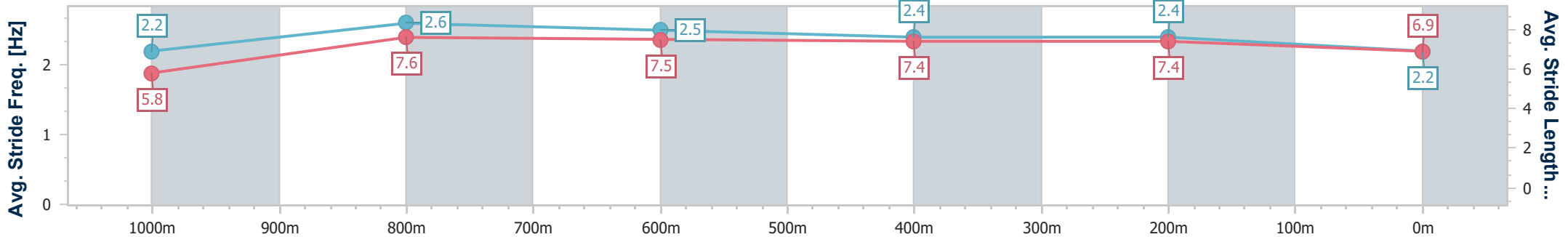
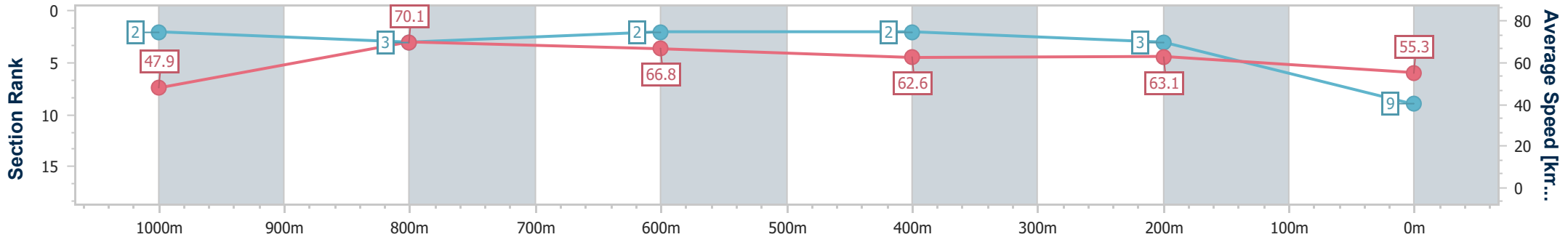


Doomben QLD Professional
Race 3: CELEBRATING HORSES' BIRTHDAY BENCHMARK 78
 Handicap - 1110m
 03 August 2024 - 12:48
 Track Rating: Soft 5, Weather: Fine, Rail Position: +4.5m Entire



BRISBANE
RACING CLUB

Section	Overall	1000m	800m	600m	400m	200m
Section Times	1:05.36 [9] (0:08.28)	0:57.08 [2] (0:10.27)	0:46.81 [3] (0:10.87)	0:35.94 [2] (0:11.55)	0:24.39 [2] (0:11.39)	0:13.00 [3] (0:13.00)
Average Speed [km/h]	47.9	70.1	66.8	62.6	63.1	55.3
Top Speed [km/h]	66.6	72.2	68.5	63.5	64.6	61.1
Avg. Dist. to Rail [m]	1.5	0.3	1.6	1.3	1.0	0.9
Avg. Stride Freq. [Hz]	2.2	2.6	2.5	2.4	2.4	2.2
Avg. Stride Length [m]	5.8	7.6	7.5	7.4	7.4	6.9



- [] Ranking at each section and finish
- .-.- No data available at this section
- NA No data available



Horse/Jockey Name	Burnish Gold
Final Rank	10
Fastest Section Time (Section)	0:08.46 (Overall)
Top Speed [km/h] (Section)	69.2 (1000m)
Race State	Finished

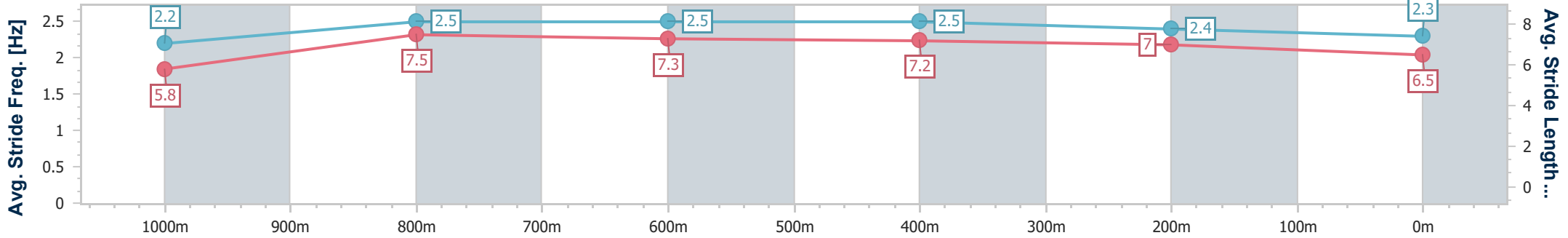
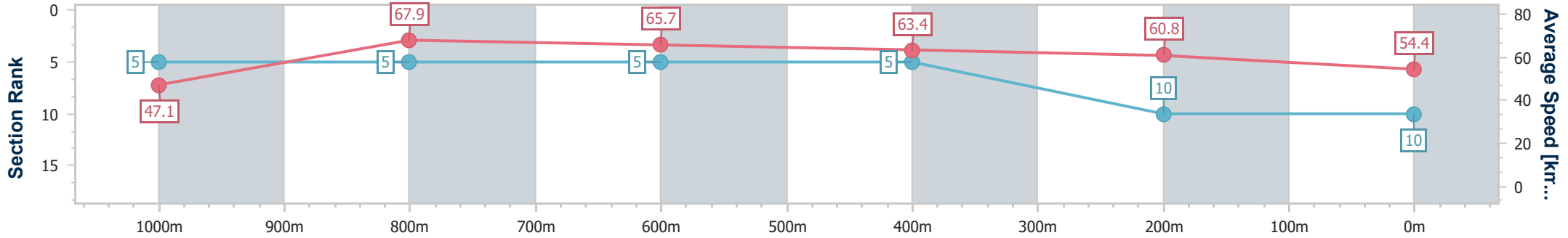


Doomben QLD Professional
Race 3: CELEBRATING HORSES' BIRTHDAY BENCHMARK 78
 Handicap - 1110m
 03 August 2024 - 12:48
 Track Rating: Soft 5, Weather: Fine, Rail Position: +4.5m Entire



BRISBANE
RACING CLUB

Section	Overall	1000m	800m	600m	400m	200m
Section Times	1:06.27 [10] (0:08.46)	0:57.81 [5] (0:10.56)	0:47.25 [5] (0:10.89)	0:36.36 [5] (0:11.31)	0:25.05 [5] (0:11.79)	0:13.26 [10] (0:13.26)
Average Speed [km/h]	47.1	67.9	65.7	63.4	60.8	54.4
Top Speed [km/h]	65.7	69.2	67.8	65.3	61.6	59.7
Avg. Dist. to Rail [m]	2.4	0.9	1.1	1.3	1.7	1.9
Avg. Stride Freq. [Hz]	2.2	2.5	2.5	2.5	2.4	2.3
Avg. Stride Length [m]	5.8	7.5	7.3	7.2	7.0	6.5



- [] Ranking at each section and finish
- .-.- No data available at this section
- NA No data available



Doomben QLD Professional

Race 4: NATIONAL JOCKEY CELEBRATION DAY Class 3 Plate - 1200m

03 August 2024 - 13:23



BRISBANE
RACING CLUB

Track Rating: Soft 5, Weather: Fine, Rail Position: +4.5m Entire

Section		Overall	1000m	800m	600m	400m	200m	Last 600m					
Field Times		1:09.81 (0:13.12)	0:56.69 (0:10.76)	0:45.93 (0:11.54)	0:34.39 (0:11.46)	0:22.93 (0:11.20)	0:11.73 (0:11.73)	0:34.39					
Rank	TAB Horse/Jockey	Barrier	Top Speed [km/h]	Fastest Section						Margin	Distance Travelled [m]		
1	4 MINTAKA LAD Michael Rodd	17	69.0 1000m	0:10.73 1000m	1:09.81 [1] (0:13.39)	0:56.42 [6] (0:10.73)	0:45.69 [5] (0:11.44)	0:34.25 [4] (0:11.49)	0:22.76 [3] (0:11.07)	0:11.69 [2] (0:11.69)	1:09.81	0:34.25	
2	2 DAYTONA Ryan Maloney	6	68.7 Overall	0:10.81 1000m	1:09.96 [2] (0:13.75)	0:56.21 [9] (0:10.81)	0:45.40 [8] (0:11.58)	0:33.82 [8] (0:11.40)	0:22.42 [7] (0:10.96)	0:11.46 [8] (0:11.46)	0.88L	0:33.82	-6
3	7 REBEL SHADOW Cejay Graham	12	68.7 400m	0:10.84 400m	1:09.98 [3] (0:13.71)	0:56.27 [8] (0:10.96)	0:45.31 [9] (0:11.57)	0:33.74 [9] (0:11.31)	0:22.43 [8] (0:10.84)	0:11.59 [7] (0:11.59)	1.02L	0:33.74	-3
4	11 CASTILLIAN James Orman	1	68.9 Overall	0:10.93 400m	1:10.01 [4] (0:13.28)	0:56.73 [4] (0:11.03)	0:45.70 [6] (0:11.62)	0:34.08 [6] (0:11.52)	0:22.56 [6] (0:10.93)	0:11.63 [6] (0:11.63)	1.18L	0:34.08	-7
5	9 THE INFLECTOR Melea Castle	11	69.6 Overall	0:10.76 1000m	1:10.10 [5] (0:13.12)	0:56.98 [1] (0:10.76)	0:46.22 [1] (0:11.56)	0:34.66 [2] (0:11.44)	0:23.22 [1] (0:11.20)	0:12.02 [1] (0:12.02)	1.73L	0:34.66	-7
6	1 ATMOSPHERE Angela Jones	8	70.0 1000m	0:10.63 1000m	1:10.35 [6] (0:13.41)	0:56.94 [7] (0:10.63)	0:46.31 [3] (0:11.38)	0:34.93 [1] (0:11.47)	0:23.46 [2] (0:11.27)	0:12.19 [3] (0:12.19)	3.2L	0:34.93	-9
7	10 TORQUE I TEE Cody Collis	2	69.6 Overall	0:10.82 1000m	1:10.42 [7] (0:13.20)	0:57.22 [2] (0:10.82)	0:46.40 [2] (0:11.52)	0:34.88 [3] (0:11.58)	0:23.30 [4] (0:11.15)	0:12.15 [4] (0:12.15)	3.58L	0:34.88	-7
8	16 TRES REDOUTE Samantha Collett	4	68.1 Overall	0:10.79 1000m	1:10.69 [8] (0:13.28)	0:57.41 [3] (0:10.79)	0:46.62 [4] (0:11.60)	0:35.02 [5] (0:11.51)	0:23.51 [5] (0:11.19)	0:12.32 [5] (0:12.32)	5.2L	0:35.02	-7
9	5 MISHANI RENEGADE Boris Thornton	15	67.3 1000m	0:10.94 1000m	1:10.97 [9] (0:14.01)	0:56.96 [10] (0:10.94)	0:46.02 [10] (0:11.58)	0:34.44 [10] (0:11.39)	0:23.05 [10] (0:11.08)	0:11.97 [9] (0:11.97)	6.84L	0:34.44	-8
10	3 DEPTH CHARGE Georgina Cartwright	3	68.0 Overall	0:11.09 1000m	1:11.51 [10] (0:13.35)	0:58.16 [5] (0:11.09)	0:47.07 [7] (0:11.50)	0:35.57 [7] (0:11.65)	0:23.92 [9] (0:11.41)	0:12.51 [10] (0:12.51)	10.01L	0:35.57	-6

Scratched: Spirit Queen (#14), Sha Of Gomer (#8), Calcareous (#17), Plundering (#6), Eagle Hawk Star (#12), Affinity Flyer (#13), Cool Storm (#15)

[] Ranking at each section and finish
 -:-:- No data available at this section
 NA No data available

SCN Saddle cloth number
 DNF Did not finish
 DNT Did not track



Horse/Jockey Name	Mintaka Lad
Final Rank	1
Fastest Section Time (Section)	0:10.73 (1000m)
Top Speed [km/h] (Section)	69.0 (1000m)
Race State	Finished



Doomben QLD Professional
Race 4: NATIONAL JOCKEY CELEBRATION DAY Class 3 Plate - 1200m

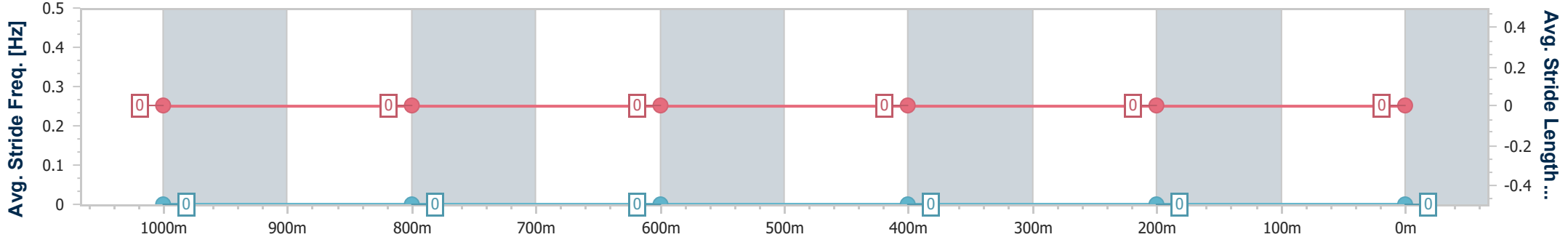
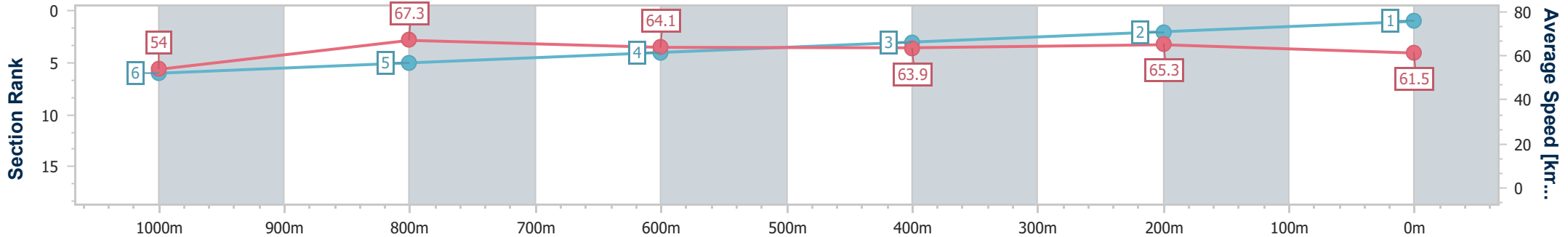


03 August 2024 - 13:23

Track Rating: Soft 5, Weather: Fine, Rail Position: +4.5m Entire

BRISBANE RACING CLUB

Section	Overall	1000m	800m	600m	400m	200m
Section Times	1:09.81 [1] (0:13.39)	0:56.42 [6] (0:10.73)	0:45.69 [5] (0:11.44)	0:34.25 [4] (0:11.49)	0:22.76 [3] (0:11.07)	0:11.69 [2] (0:11.69)
Average Speed [km/h]	54.0	67.3	64.1	63.9	65.3	61.5
Top Speed [km/h]	68.0	69.0	66.1	64.9	65.9	65.5
Avg. Dist. to Rail [m]	7.8	2.9	3.3	3.4	3.9	4.7
Avg. Stride Freq. [Hz]	---	---	---	---	---	---
Avg. Stride Length [m]	---	---	---	---	---	---



- [] Ranking at each section and finish
- No data available at this section
- NA No data available



Horse/Jockey Name	Daytona
Final Rank	2
Fastest Section Time (Section)	0:10.81 (1000m)
Top Speed [km/h] (Section)	68.7 (Overall)
Race State	Finished



Doomben QLD Professional
Race 4: NATIONAL JOCKEY CELEBRATION DAY Class 3 Plate - 1200m

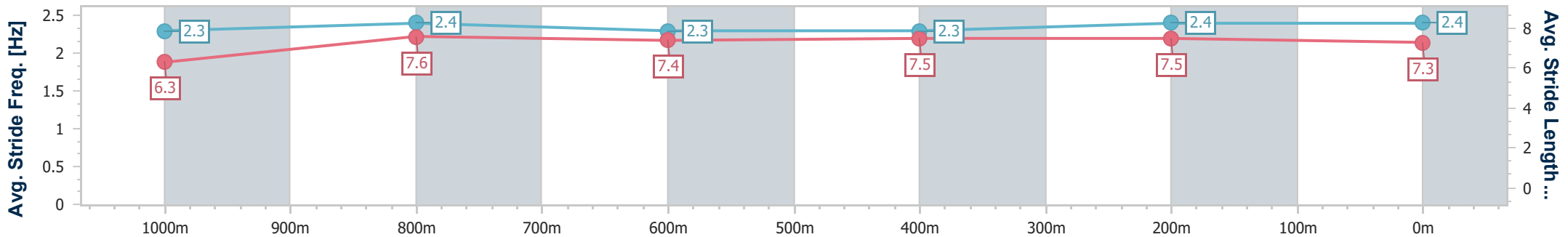
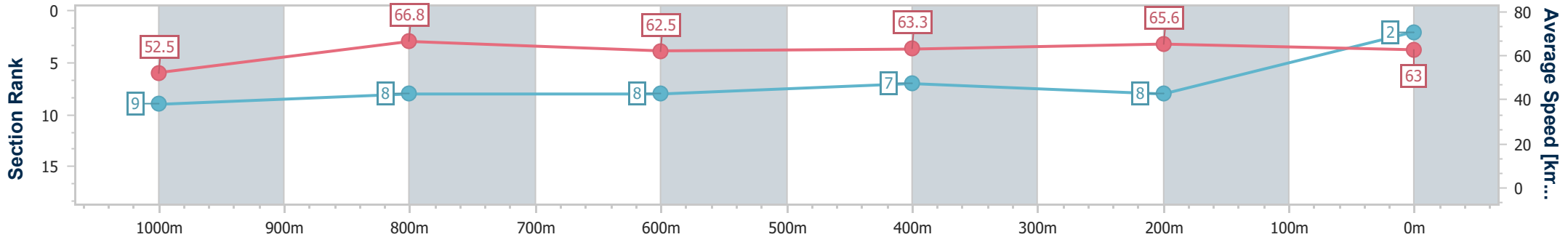


03 August 2024 - 13:23

BRISBANE RACING CLUB

Track Rating: Soft 5, Weather: Fine, Rail Position: +4.5m Entire

Section	Overall	1000m	800m	600m	400m	200m
Section Times	1:09.96 [2] (0:13.75)	0:56.21 [9] (0:10.81)	0:45.40 [8] (0:11.58)	0:33.82 [8] (0:11.40)	0:22.42 [7] (0:10.96)	0:11.46 [8] (0:11.46)
Average Speed [km/h]	52.5	66.8	62.5	63.3	65.6	63.0
Top Speed [km/h]	68.7	68.6	65.3	65.6	66.8	66.9
Avg. Dist. to Rail [m]	2.7	0.9	1.3	0.4	2.6	4.2
Avg. Stride Freq. [Hz]	2.3	2.4	2.3	2.3	2.4	2.4
Avg. Stride Length [m]	6.3	7.6	7.4	7.5	7.5	7.3



- [] Ranking at each section and finish
- .-.- No data available at this section
- NA No data available



Horse/Jockey Name	Rebel Shadow
Final Rank	3
Fastest Section Time (Section)	0:10.84 (400m)
Top Speed [km/h] (Section)	68.7 (400m)
Race State	Finished



Doomben QLD Professional
Race 4: NATIONAL JOCKEY CELEBRATION DAY Class 3 Plate - 1200m

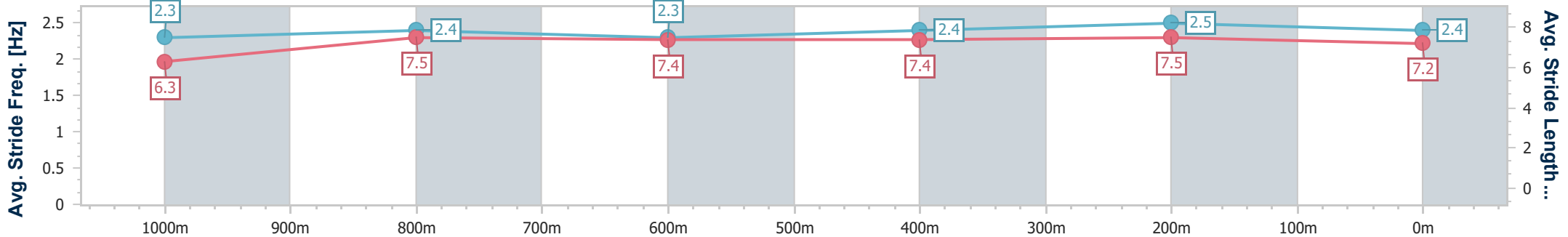
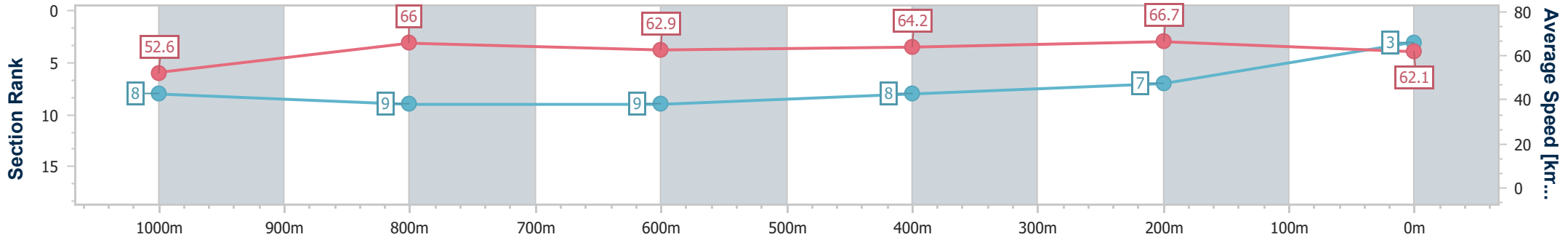


03 August 2024 - 13:23

BRISBANE
RACING CLUB

Track Rating: Soft 5, Weather: Fine, Rail Position: +4.5m Entire

Section	Overall	1000m	800m	600m	400m	200m
Section Times	1:09.98 [3] (0:13.71)	0:56.27 [8] (0:10.96)	0:45.31 [9] (0:11.57)	0:33.74 [9] (0:11.31)	0:22.43 [8] (0:10.84)	0:11.59 [7] (0:11.59)
Average Speed [km/h]	52.6	66.0	62.9	64.2	66.7	62.1
Top Speed [km/h]	68.4	68.0	65.0	66.0	68.7	64.5
Avg. Dist. to Rail [m]	4.8	1.9	1.7	1.8	3.0	5.1
Avg. Stride Freq. [Hz]	2.3	2.4	2.3	2.4	2.5	2.4
Avg. Stride Length [m]	6.3	7.5	7.4	7.4	7.5	7.2



- [] Ranking at each section and finish
- .-.- No data available at this section
- NA No data available



Horse/Jockey Name	Castillian
Final Rank	4
Fastest Section Time (Section)	0:10.93 (400m)
Top Speed [km/h] (Section)	68.9 (Overall)
Race State	Finished



Doomben QLD Professional
Race 4: NATIONAL JOCKEY CELEBRATION DAY Class 3 Plate - 1200m

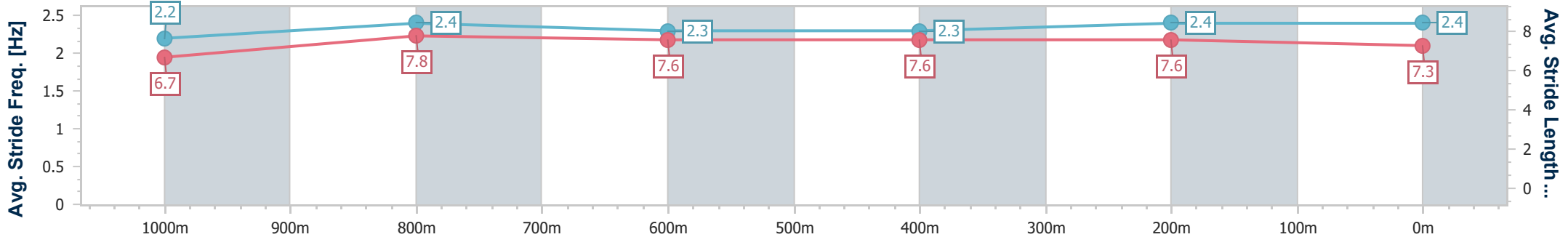
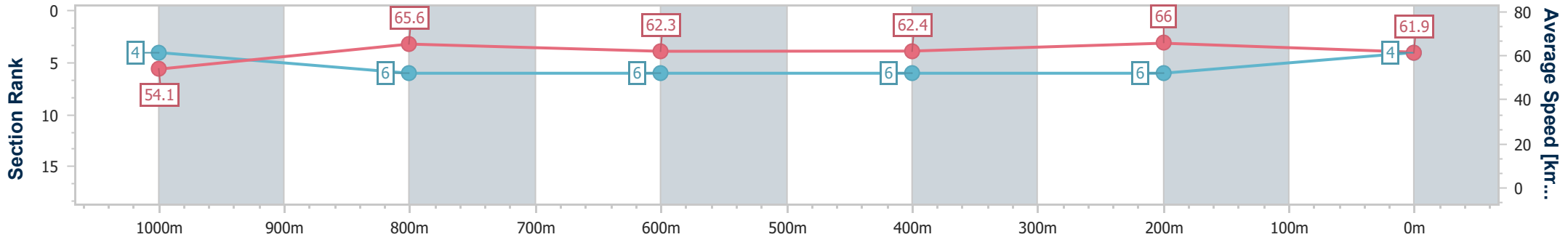


03 August 2024 - 13:23

Track Rating: Soft 5, Weather: Fine, Rail Position: +4.5m Entire

BRISBANE RACING CLUB

Section	Overall	1000m	800m	600m	400m	200m
Section Times	1:10.01 [4] (0:13.28)	0:56.73 [4] (0:11.03)	0:45.70 [6] (0:11.62)	0:34.08 [6] (0:11.52)	0:22.56 [6] (0:10.93)	0:11.63 [6] (0:11.63)
Average Speed [km/h]	54.1	65.6	62.3	62.4	66.0	61.9
Top Speed [km/h]	68.9	68.4	63.4	64.6	66.9	64.6
Avg. Dist. to Rail [m]	1.0	0.6	1.5	0.6	2.0	3.6
Avg. Stride Freq. [Hz]	2.2	2.4	2.3	2.3	2.4	2.4
Avg. Stride Length [m]	6.7	7.8	7.6	7.6	7.6	7.3



- [] Ranking at each section and finish
- .-.- No data available at this section
- NA No data available



Horse/Jockey Name	The Inflictor
Final Rank	5
Fastest Section Time (Section)	0:10.76 (1000m)
Top Speed [km/h] (Section)	69.6 (Overall)
Race State	Finished



Doomben QLD Professional
Race 4: NATIONAL JOCKEY CELEBRATION DAY Class 3 Plate - 1200m

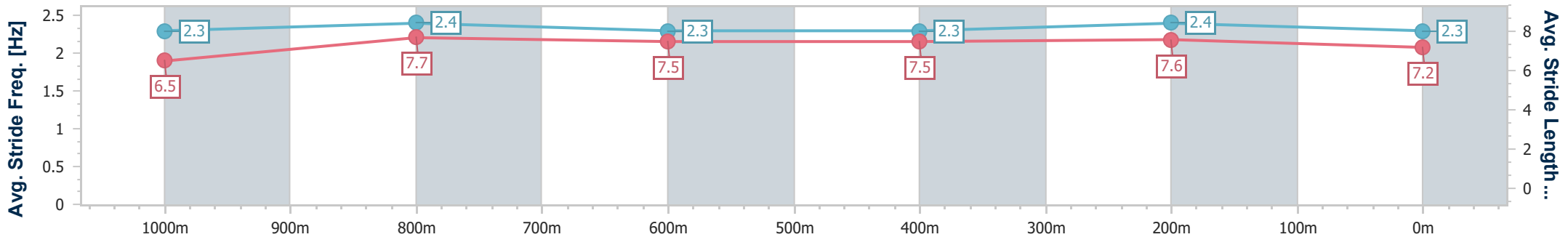
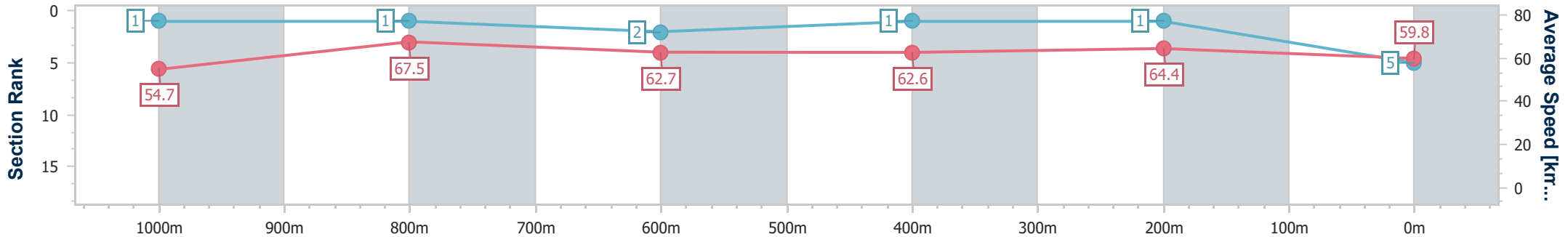


03 August 2024 - 13:23

BRISBANE RACING CLUB

Track Rating: Soft 5, Weather: Fine, Rail Position: +4.5m Entire

Section	Overall	1000m	800m	600m	400m	200m
Section Times	1:10.10 [5] (0:13.12)	0:56.98 [1] (0:10.76)	0:46.22 [1] (0:11.56)	0:34.66 [2] (0:11.44)	0:23.22 [1] (0:11.20)	0:12.02 [1] (0:12.02)
Average Speed [km/h]	54.7	67.5	62.7	62.6	64.4	59.8
Top Speed [km/h]	69.6	69.3	64.8	64.3	65.3	63.4
Avg. Dist. to Rail [m]	5.7	2.4	1.6	0.8	0.9	0.5
Avg. Stride Freq. [Hz]	2.3	2.4	2.3	2.3	2.4	2.3
Avg. Stride Length [m]	6.5	7.7	7.5	7.5	7.6	7.2



- [] Ranking at each section and finish
- .-.- No data available at this section
- NA No data available



Horse/Jockey Name	Atmosphere
Final Rank	6
Fastest Section Time (Section)	0:10.63 (1000m)
Top Speed [km/h] (Section)	70.0 (1000m)
Race State	Finished



Doomben QLD Professional
Race 4: NATIONAL JOCKEY CELEBRATION DAY Class 3 Plate - 1200m

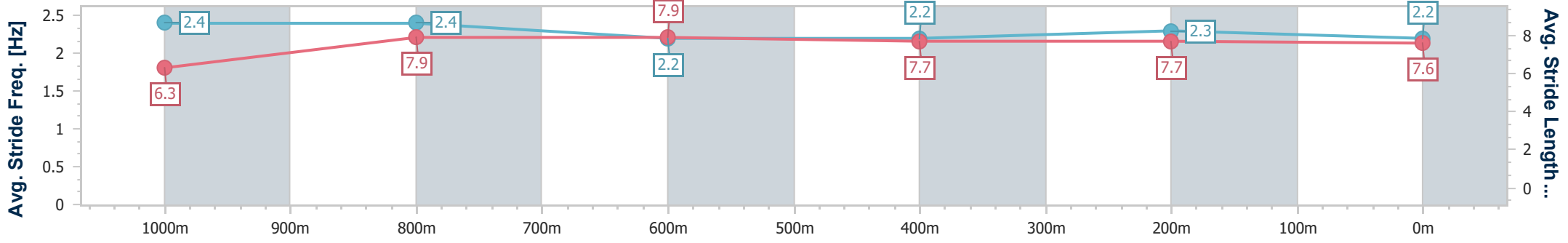
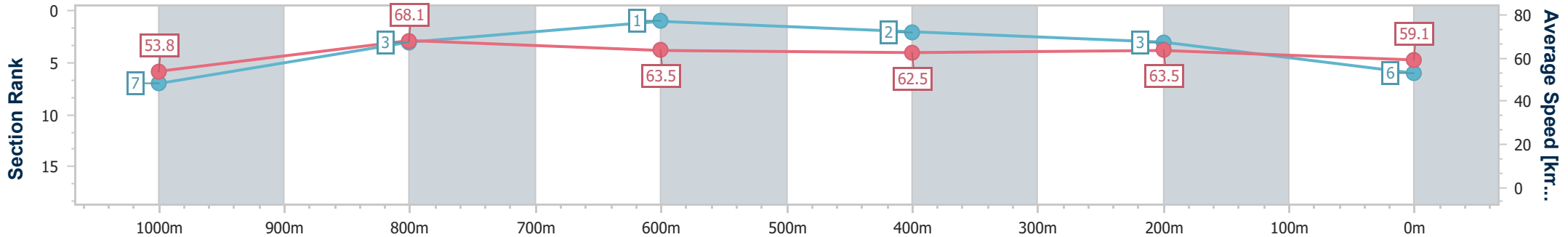


03 August 2024 - 13:23

BRISBANE RACING CLUB

Track Rating: Soft 5, Weather: Fine, Rail Position: +4.5m Entire

Section	Overall	1000m	800m	600m	400m	200m
Section Times	1:10.35 [6] (0:13.41)	0:56.94 [7] (0:10.63)	0:46.31 [3] (0:11.38)	0:34.93 [1] (0:11.47)	0:23.46 [2] (0:11.27)	0:12.19 [3] (0:12.19)
Average Speed [km/h]	53.8	68.1	63.5	62.5	63.5	59.1
Top Speed [km/h]	68.1	70.0	64.7	63.0	65.1	61.9
Avg. Dist. to Rail [m]	2.8	2.7	0.6	0.8	0.9	1.8
Avg. Stride Freq. [Hz]	2.4	2.4	2.2	2.2	2.3	2.2
Avg. Stride Length [m]	6.3	7.9	7.9	7.7	7.7	7.6



- [] Ranking at each section and finish
- .-.- No data available at this section
- NA No data available



Horse/Jockey Name	Torque I Tee
Final Rank	7
Fastest Section Time (Section)	0:10.82 (1000m)
Top Speed [km/h] (Section)	69.6 (Overall)
Race State	Finished



Doomben QLD Professional
Race 4: NATIONAL JOCKEY CELEBRATION DAY Class 3 Plate - 1200m

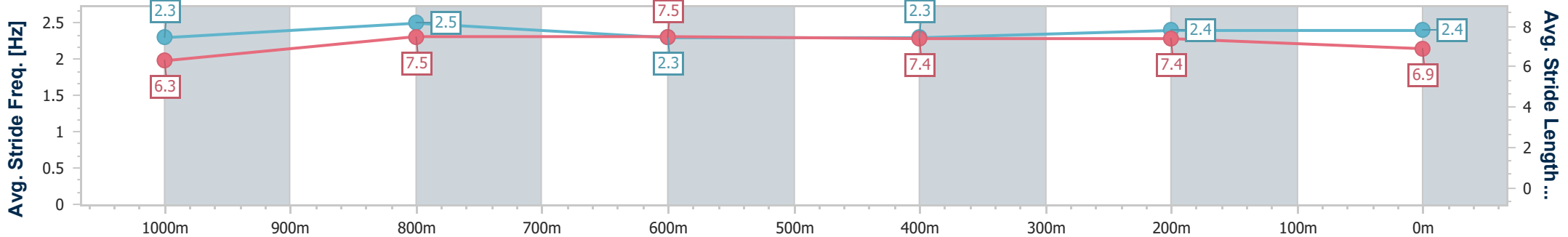
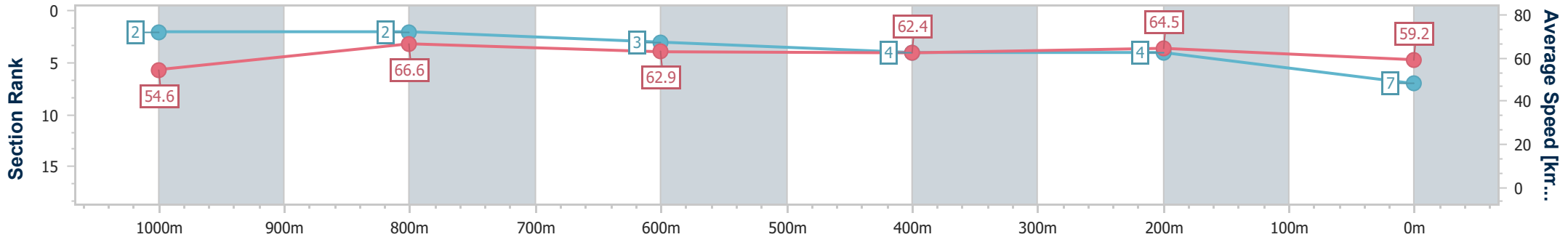


03 August 2024 - 13:23

BRISBANE RACING CLUB

Track Rating: Soft 5, Weather: Fine, Rail Position: +4.5m Entire

Section	Overall	1000m	800m	600m	400m	200m
Section Times	1:10.42 [7] (0:13.20)	0:57.22 [2] (0:10.82)	0:46.40 [2] (0:11.52)	0:34.88 [3] (0:11.58)	0:23.30 [4] (0:11.15)	0:12.15 [4] (0:12.15)
Average Speed [km/h]	54.6	66.6	62.9	62.4	64.5	59.2
Top Speed [km/h]	69.6	69.1	64.0	65.0	65.6	61.8
Avg. Dist. to Rail [m]	1.5	0.7	1.1	0.7	0.5	0.4
Avg. Stride Freq. [Hz]	2.3	2.5	2.3	2.3	2.4	2.4
Avg. Stride Length [m]	6.3	7.5	7.5	7.4	7.4	6.9



- [] Ranking at each section and finish
- .-.- No data available at this section
- NA No data available



Horse/Jockey Name	Tres Redoute
Final Rank	8
Fastest Section Time (Section)	0:10.79 (1000m)
Top Speed [km/h] (Section)	68.1 (Overall)
Race State	Finished



Doomben QLD Professional
Race 4: NATIONAL JOCKEY CELEBRATION DAY Class 3 Plate - 1200m

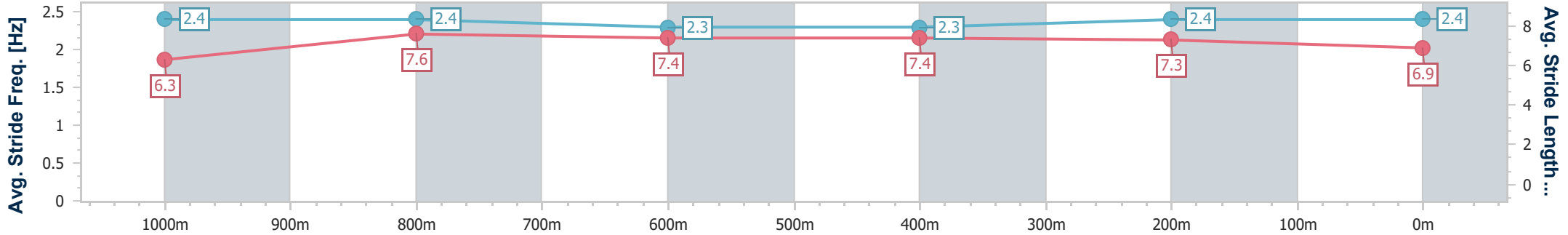
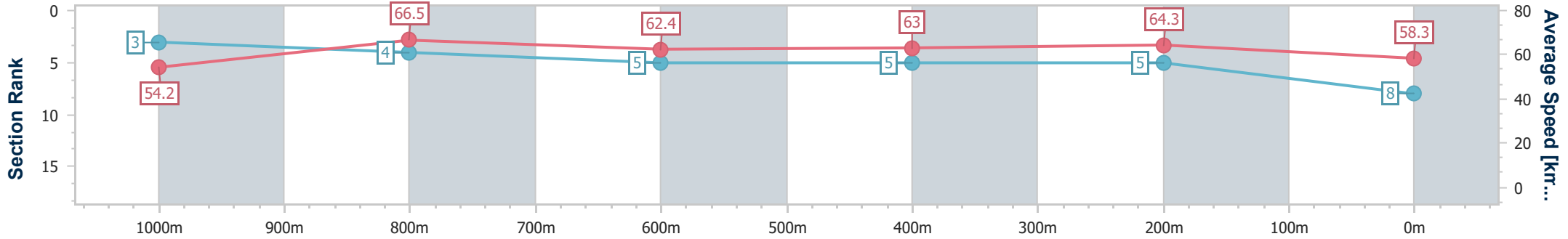


03 August 2024 - 13:23

BRISBANE RACING CLUB

Track Rating: Soft 5, Weather: Fine, Rail Position: +4.5m Entire

Section	Overall	1000m	800m	600m	400m	200m
Section Times	1:10.69 [8] (0:13.28)	0:57.41 [3] (0:10.79)	0:46.62 [4] (0:11.60)	0:35.02 [5] (0:11.51)	0:23.51 [5] (0:11.19)	0:12.32 [5] (0:12.32)
Average Speed [km/h]	54.2	66.5	62.4	63.0	64.3	58.3
Top Speed [km/h]	68.1	68.1	65.6	63.7	66.6	61.8
Avg. Dist. to Rail [m]	2.5	0.6	1.3	1.1	0.8	1.5
Avg. Stride Freq. [Hz]	2.4	2.4	2.3	2.3	2.4	2.4
Avg. Stride Length [m]	6.3	7.6	7.4	7.4	7.3	6.9



- [] Ranking at each section and finish
- .-.- No data available at this section
- NA No data available



Horse/Jockey Name	Mishani Renegade
Final Rank	9
Fastest Section Time (Section)	0:10.94 (1000m)
Top Speed [km/h] (Section)	67.3 (1000m)
Race State	Finished



Doomben QLD Professional
Race 4: NATIONAL JOCKEY CELEBRATION DAY Class 3 Plate - 1200m

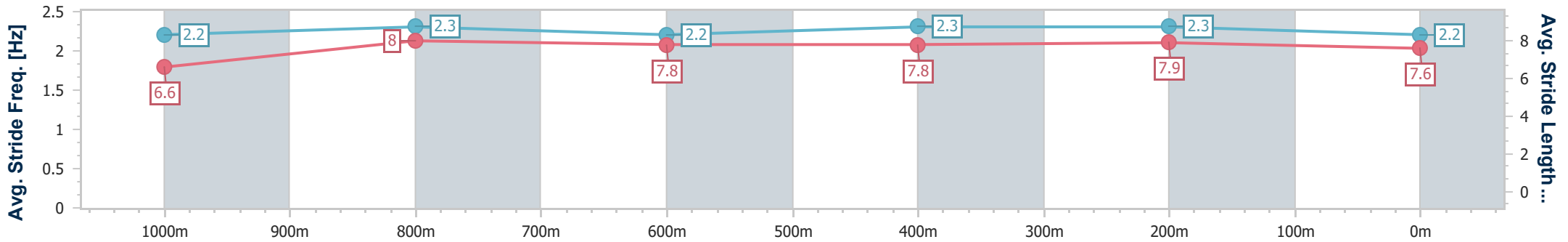
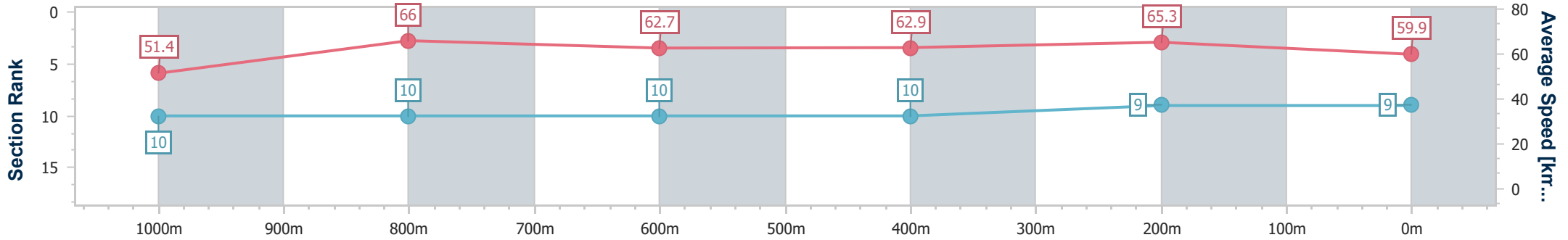


03 August 2024 - 13:23

Track Rating: Soft 5, Weather: Fine, Rail Position: +4.5m Entire

BRISBANE RACING CLUB

Section	Overall	1000m	800m	600m	400m	200m
Section Times	1:10.97 [9] (0:14.01)	0:56.96 [10] (0:10.94)	0:46.02 [10] (0:11.58)	0:34.44 [10] (0:11.39)	0:23.05 [10] (0:11.08)	0:11.97 [9] (0:11.97)
Average Speed [km/h]	51.4	66.0	62.7	62.9	65.3	59.9
Top Speed [km/h]	66.6	67.3	65.1	65.4	65.9	64.5
Avg. Dist. to Rail [m]	6.2	1.6	1.1	0.7	2.9	6.8
Avg. Stride Freq. [Hz]	2.2	2.3	2.2	2.3	2.3	2.2
Avg. Stride Length [m]	6.6	8.0	7.8	7.8	7.9	7.6



- [] Ranking at each section and finish
- .-.- No data available at this section
- NA No data available



Horse/Jockey Name	Depth Charge
Final Rank	10
Fastest Section Time (Section)	0:11.09 (1000m)
Top Speed [km/h] (Section)	68.0 (Overall)
Race State	Finished



Doomben QLD Professional
Race 4: NATIONAL JOCKEY CELEBRATION DAY Class 3 Plate - 1200m

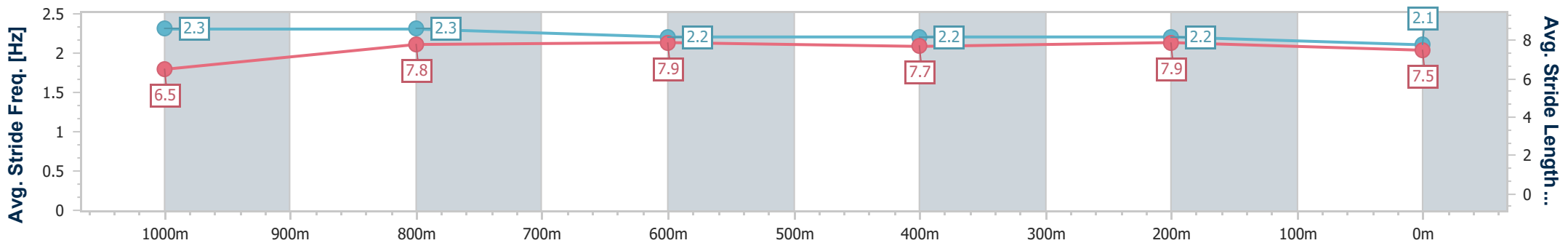
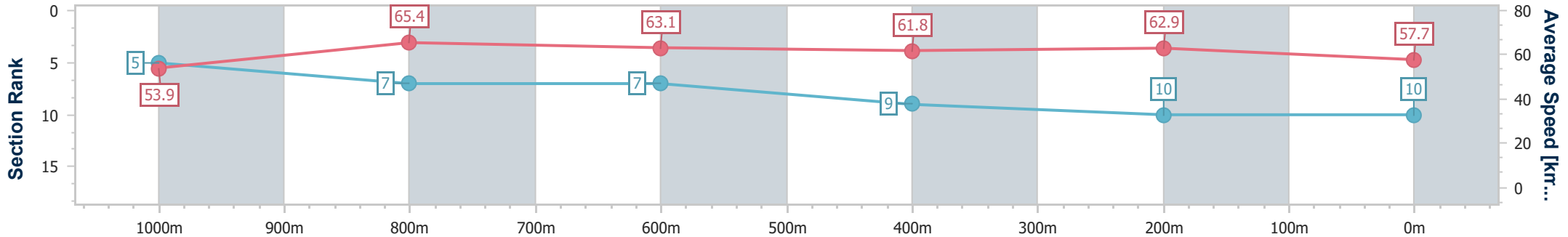


03 August 2024 - 13:23

Track Rating: Soft 5, Weather: Fine, Rail Position: +4.5m Entire

BRISBANE RACING CLUB

Section	Overall	1000m	800m	600m	400m	200m
Section Times	1:11.51 [10] (0:13.35)	0:58.16 [5] (0:11.09)	0:47.07 [7] (0:11.50)	0:35.57 [7] (0:11.65)	0:23.92 [9] (0:11.41)	0:12.51 [10] (0:12.51)
Average Speed [km/h]	53.9	65.4	63.1	61.8	62.9	57.7
Top Speed [km/h]	68.0	67.1	64.6	62.3	64.4	61.8
Avg. Dist. to Rail [m]	2.3	1.7	1.3	0.3	1.9	2.9
Avg. Stride Freq. [Hz]	2.3	2.3	2.2	2.2	2.2	2.1
Avg. Stride Length [m]	6.5	7.8	7.9	7.7	7.9	7.5



- [] Ranking at each section and finish
- .-.- No data available at this section
- NA No data available



Doomben QLD Professional

Race 5: CASCADE BENCHMARK 68 Handicap - 1630m

03 August 2024 - 13:59



BRISBANE
RACING CLUB

Track Rating: Soft 5, Weather: Fine, Rail Position: +4.5m Entire

Section														
Field Times	Overall	1400m	1200m	1000m	800m	600m	400m	Last 600m						
	1:37.62 (0:15.79)	1:21.83 (0:11.61)	1:10.22 (0:11.61)	0:58.61 (0:11.70)	0:46.91 (0:11.75)	0:35.16 (0:11.70)	0:23.46 (0:11.69)	0:35.16						
Rank	TAB	Horse/Jockey	Barrier	Top Speed [km/h]	Fastest Section									Distance Travelled [m]
1	12	SUPER CHILLED James Orman	17	66.6 400m	0:11.08 400m	1:37.62 [1] (0:16.93)	1:20.69 [11] (0:11.78)	1:08.91 [11] (0:11.66)	0:57.25 [11] (0:11.60)	0:45.65 [11] (0:11.57)	0:34.08 [11] (0:11.54)	0:22.54 [11] (0:11.08)	0:34.08	
2	6	VICTORY WIN Ryan Maloney	11	65.7 400m	0:11.21 400m	1:37.74 [2] (0:16.51)	1:21.23 [7] (0:11.87)	1:09.36 [9] (0:11.58)	0:57.78 [9] (0:11.65)	0:46.13 [9] (0:11.56)	0:34.57 [8] (0:11.63)	0:22.94 [8] (0:11.21)	0:34.57	+7
3	7	TANNENBURG Michael Rodd	14	65.3 600m	0:11.32 400m	1:37.76 [3] (0:16.73)	1:21.03 [9] (0:11.68)	1:09.35 [10] (0:11.69)	0:57.66 [10] (0:11.69)	0:45.97 [10] (0:11.72)	0:34.25 [10] (0:11.39)	0:22.86 [9] (0:11.32)	0:34.25	+10
4	13	DIANA'S AFFAIR Adin Thompson	4	63.8 400m	0:11.52 600m	1:37.85 [4] (0:16.05)	1:21.80 [3] (0:11.85)	1:09.95 [4] (0:11.59)	0:58.36 [4] (0:11.70)	0:46.66 [4] (0:11.62)	0:35.04 [3] (0:11.52)	0:23.52 [3] (0:11.58)	0:35.04	-3
5	3	SPILL THE SECRET Emily Lang	5	63.9 Overall	0:11.52 400m	1:38.18 [5] (0:16.07)	1:22.11 [4] (0:11.70)	1:10.41 [3] (0:11.71)	0:58.70 [3] (0:11.67)	0:47.03 [3] (0:11.67)	0:35.36 [4] (0:11.58)	0:23.78 [4] (0:11.52)	0:35.36	-1
6	15	EXPRESS PAYMENT Bailey Wheeler	2	66.4 Overall	0:11.59 1200m	1:38.59 [6] (0:15.79)	1:22.80 [1] (0:11.71)	1:11.09 [2] (0:11.59)	0:59.50 [2] (0:11.65)	0:47.85 [2] (0:11.73)	0:36.12 [2] (0:11.69)	0:24.43 [2] (0:11.69)	0:36.12	-4
7	4	PERSEVERE Melea Castle	7	63.7 400m	0:11.49 400m	1:38.63 [7] (0:16.23)	1:22.40 [6] (0:11.72)	1:10.68 [5] (0:11.70)	0:58.98 [6] (0:11.66)	0:47.32 [6] (0:11.74)	0:35.58 [6] (0:11.66)	0:23.92 [7] (0:11.49)	0:35.58	+0
8	10	KALUMBURU Angela Jones	16	64.8 1000m	0:11.36 400m	1:38.81 [8] (0:16.76)	1:22.05 [10] (0:11.55)	1:10.50 [8] (0:11.55)	0:58.95 [8] (0:11.65)	0:47.30 [7] (0:11.63)	0:35.67 [7] (0:11.54)	0:24.13 [5] (0:11.36)	0:35.67	-4
9	9	TAKUNAI Rikki Jamieson	8	63.5 1400m	0:11.54 1200m	1:39.11 [9] (0:16.58)	1:22.53 [8] (0:11.71)	1:10.82 [7] (0:11.54)	0:59.28 [7] (0:11.70)	0:47.58 [8] (0:11.72)	0:35.86 [9] (0:11.81)	0:24.05 [10] (0:11.65)	0:35.86	+3
10	1	LE HEROS Cody Collis	3	64.8 Overall	0:11.58 1400m	1:39.13 [10] (0:15.82)	1:23.31 [2] (0:11.58)	1:11.73 [1] (0:11.61)	1:00.12 [1] (0:11.70)	0:48.42 [1] (0:11.75)	0:36.67 [1] (0:11.70)	0:24.97 [1] (0:11.84)	0:36.67	+1

Scratched: The Catch (#2), Smytzer (#5), Singer Sargent (#17), Nickelback (#16), Imperial Hilton (#8), Perovic (#11)

[] Ranking at each section and finish
 -:-:- No data available at this section
 NA No data available

SCN Saddle cloth number
 DNF Did not finish
 DNT Did not track



Doomben QLD Professional

Race 5: CASCADE BENCHMARK 68 Handicap - 1630m

03 August 2024 - 13:59



BRISBANE
RACING CLUB

Track Rating: Soft 5, Weather: Fine, Rail Position: +4.5m Entire

Section	Overall	1400m	1200m	1000m	800m	600m	400m	Last 600m
Field Times	1:37.62 (0:15.79)	1:21.83 (0:11.61)	1:10.22 (0:11.61)	0:58.61 (0:11.70)	0:46.91 (0:11.75)	0:35.16 (0:11.70)	0:23.46 (0:11.69)	0:35.16

Rank	TAB	Horse/Jockey	Barrier	Top Speed [km/h]	Fastest Section	Overall	1400m	1200m	1000m	800m	600m	400m	Last 600m	Distance Travelled [m]
11	14	POUTCHEK	13	63.9	0:11.38	1:39.60 [11]	1:23.50 [5]	1:11.47 [6]	1:00.09 [5]	0:48.31 [5]	0:36.62 [5]	0:24.90 [6]	0:36.62	+7
		Cejay Graham		1200m	1200m	(0:16.10)	(0:12.03)	(0:11.38)	(0:11.78)	(0:11.69)	(0:11.72)	(0:11.74)		

Scratched: The Catch (#2), Smytzer (#5), Singer Sargent (#17), Nickelback (#16), Imperial Hilton (#8), Perovic (#11)

[] Ranking at each section and finish
 -:-:- No data available at this section
 NA No data available

SCN Saddle cloth number
 DNF Did not finish
 DNT Did not track



Doomben QLD Professional

Race 5: CASCADE BENCHMARK 68 Handicap - 1630m

03 August 2024 - 13:59



BRISBANE
RACING CLUB

Track Rating: Soft 5, Weather: Fine, Rail Position: +4.5m Entire

Section				200m				Last 600m		
Field Times				0:11.77 (0:11.77)				0:35.16		
Rank	TAB	Horse/Jockey	Barrier	Top Speed [km/h]	Fastest Section	Margin			Distance Travelled [m]	
1	12	SUPER CHILLED James Orman	17	66.6 400m	0:11.08 400m	0:11.46 [7] (0:11.46)	1:37.62		0:34.08	
2	6	VICTORY WIN Ryan Maloney	11	65.7 400m	0:11.21 400m	0:11.73 [5] (0:11.73)	0.74L		0:34.57	+7
3	7	TANNENBURG Michael Rodd	14	65.3 600m	0:11.32 400m	0:11.54 [9] (0:11.54)	0.84L		0:34.25	+10
4	13	DIANA'S AFFAIR Adin Thompson	4	63.8 400m	0:11.52 600m	0:11.94 [2] (0:11.94)	1.4L		0:35.04	-3
5	3	SPILL THE SECRET Emily Lang	5	63.9 Overall	0:11.52 400m	0:12.26 [3] (0:12.26)	3.34L		0:35.36	-1
6	15	EXPRESS PAYMENT Bailey Wheeler	2	66.4 Overall	0:11.59 1200m	0:12.74 [1] (0:12.74)	5.72L		0:36.12	-4
7	4	PERSEVERE Melea Castle	7	63.7 400m	0:11.49 400m	0:12.43 [8] (0:12.43)	5.97L		0:35.58	+0
8	10	KALUMBURU Angela Jones	16	64.8 1000m	0:11.36 400m	0:12.77 [6] (0:12.77)	7.01L		0:35.67	-4
9	9	TAKUNAI Rikki Jamieson	8	63.5 1400m	0:11.54 1200m	0:12.40 [11] (0:12.40)	8.81L		0:35.86	+3
10	1	LE HEROS Cody Collis	3	64.8 Overall	0:11.58 1400m	0:13.13 [4] (0:13.13)	8.93L		0:36.67	+1

Scratched: The Catch (#2), Smytzer (#5), Singer Sargent (#17), Nickelback (#16), Imperial Hilton (#8), Perovic (#11)

[] Ranking at each section and finish
 -:-:- No data available at this section
 NA No data available

SCN Saddle cloth number
 DNF Did not finish
 DNT Did not track



Doomben QLD Professional

Race 5: CASCADE BENCHMARK 68 Handicap - 1630m

03 August 2024 - 13:59



BRISBANE
RACING CLUB

Track Rating: Soft 5, Weather: Fine, Rail Position: +4.5m Entire

Section				200m				Last 600m		
Field Times				0:11.77 (0:11.77)				0:35.16		
Rank	TAB	Horse/Jockey	Barrier	Top Speed [km/h]	Fastest Section	Margin			Distance Travelled [m]	
11	14	POUTCHEK	13	63.9	0:11.38	0:13.16 [10]	11.68L		0:36.62	+7
		Cejay Graham		1200m	1200m	(0:13.16)				

Scratched: The Catch (#2), Smytzer (#5), Singer Sargent (#17), Nickelback (#16), Imperial Hilton (#8), Perovic (#11)

[] Ranking at each section and finish
 -:-:- No data available at this section
 NA No data available

SCN Saddle cloth number
 DNF Did not finish
 DNT Did not track



Horse/Jockey Name	Super Chilled
Final Rank	1
Fastest Section Time (Section)	0:11.08 (400m)
Top Speed [km/h] (Section)	66.6 (400m)
Race State	Finished



Doomben QLD Professional

Race 5: CASCADE BENCHMARK 68 Handicap - 1630m

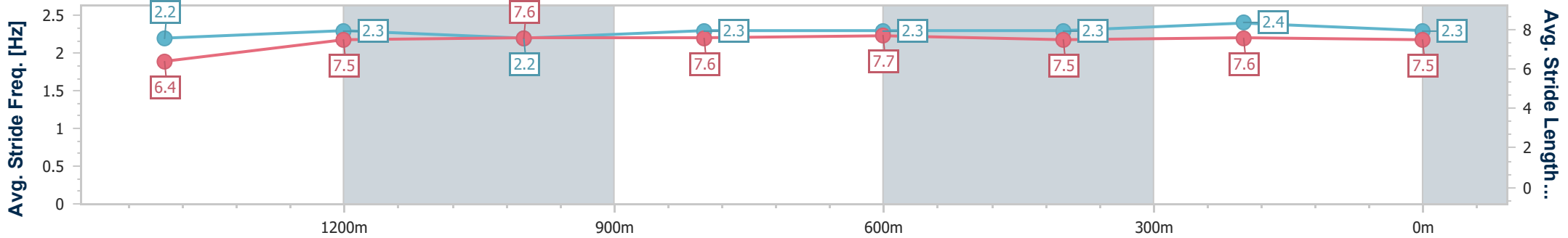
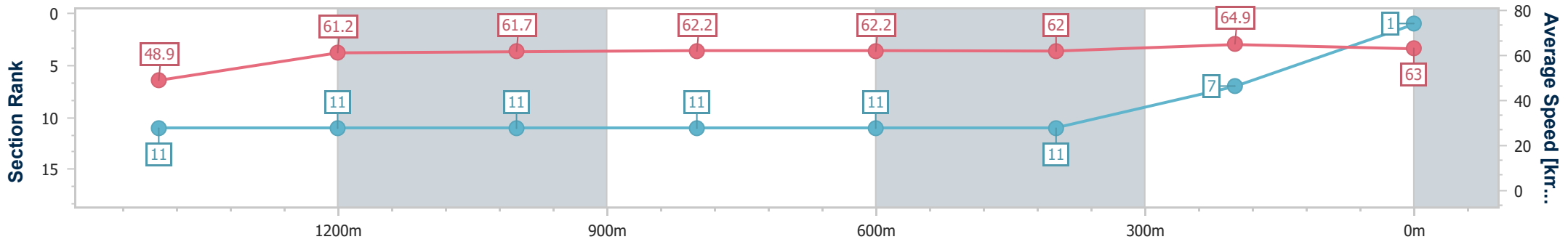
03 August 2024 - 13:59

Track Rating: Soft 5, Weather: Fine, Rail Position: +4.5m Entire



BRISBANE RACING CLUB

Section	Overall	1400m	1200m	1000m	800m	600m	400m	200m
Section Times	1:37.62 [1] (0:16.93)	1:20.69 [11] (0:11.78)	1:08.91 [11] (0:11.66)	0:57.25 [11] (0:11.60)	0:45.65 [11] (0:11.57)	0:34.08 [11] (0:11.54)	0:22.54 [11] (0:11.08)	0:11.46 [7] (0:11.46)
Average Speed [km/h]	48.9	61.2	61.7	62.2	62.2	62.0	64.9	63.0
Top Speed [km/h]	61.1	61.9	63.1	64.3	63.4	64.0	66.6	65.2
Avg. Dist. to Rail [m]	4.4	0.5	0.2	0.3	0.3	0.4	1.2	2.3
Avg. Stride Freq. [Hz]	2.2	2.3	2.2	2.3	2.3	2.3	2.4	2.3
Avg. Stride Length [m]	6.4	7.5	7.6	7.6	7.7	7.5	7.6	7.5



- [] Ranking at each section and finish
- .-.- No data available at this section
- NA No data available



Horse/Jockey Name	Victory Win
Final Rank	2
Fastest Section Time (Section)	0:11.21 (400m)
Top Speed [km/h] (Section)	65.7 (400m)
Race State	Finished



Doomben QLD Professional

Race 5: CASCADE BENCHMARK 68 Handicap - 1630m

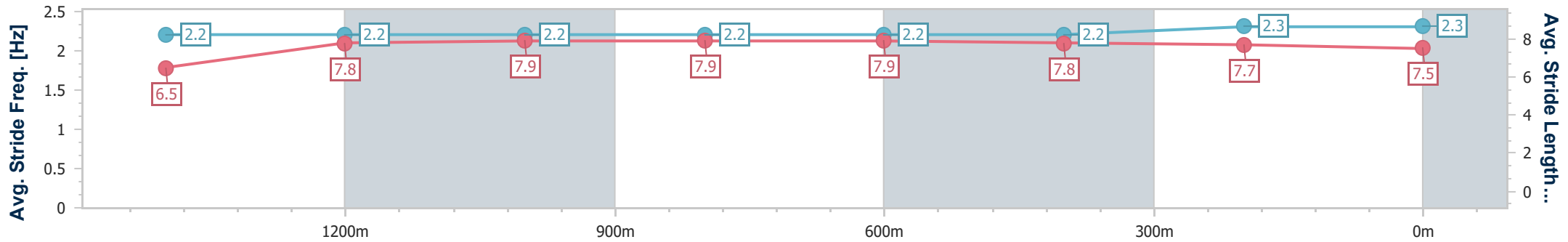
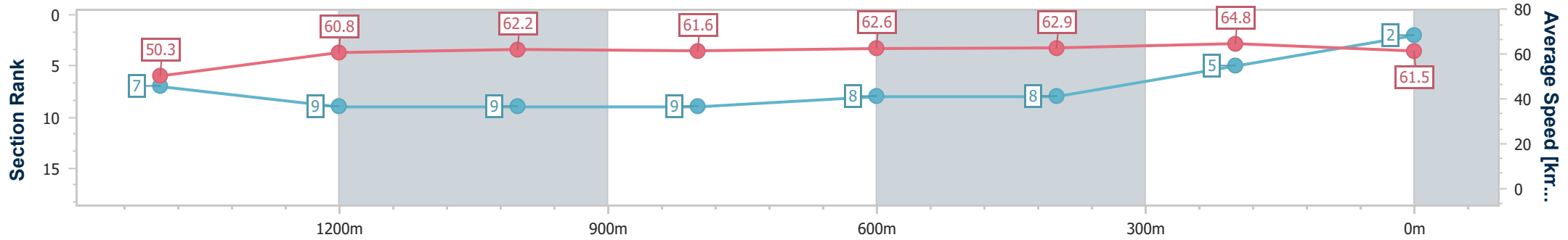
03 August 2024 - 13:59

Track Rating: Soft 5, Weather: Fine, Rail Position: +4.5m Entire



BRISBANE RACING CLUB

Section	Overall	1400m	1200m	1000m	800m	600m	400m	200m
Section Times	1:37.74 [2] (0:16.51)	1:21.23 [7] (0:11.87)	1:09.36 [9] (0:11.58)	0:57.78 [9] (0:11.65)	0:46.13 [9] (0:11.56)	0:34.57 [8] (0:11.63)	0:22.94 [8] (0:11.21)	0:11.73 [5]
Average Speed [km/h]	50.3	60.8	62.2	61.6	62.6	62.9	64.8	61.5
Top Speed [km/h]	62.3	62.5	63.5	63.1	64.2	64.2	65.7	64.7
Avg. Dist. to Rail [m]	2.3	0.4	0.4	0.1	0.8	2.9	6.5	5.8
Avg. Stride Freq. [Hz]	2.2	2.2	2.2	2.2	2.2	2.2	2.3	2.3
Avg. Stride Length [m]	6.5	7.8	7.9	7.9	7.9	7.8	7.7	7.5



- [] Ranking at each section and finish
- .-.- No data available at this section
- NA No data available



Horse/Jockey Name	Tannenburg
Final Rank	3
Fastest Section Time (Section)	0:11.32 (400m)
Top Speed [km/h] (Section)	65.3 (600m)
Race State	Finished



Doomben QLD Professional

Race 5: CASCADE BENCHMARK 68 Handicap - 1630m

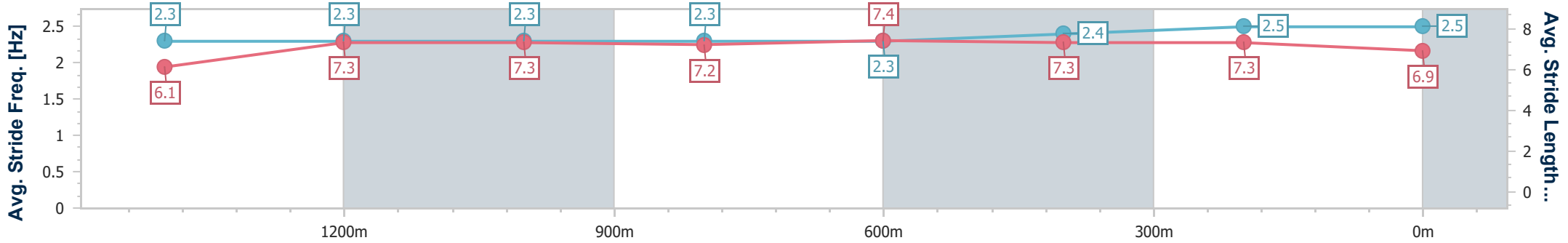
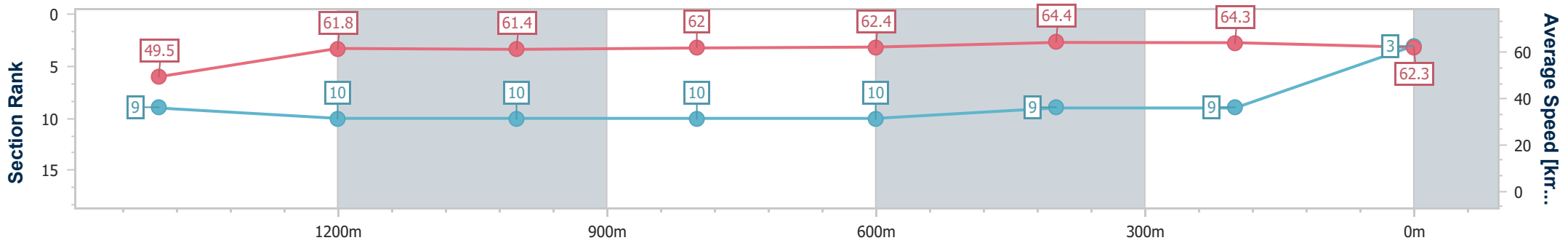
03 August 2024 - 13:59

Track Rating: Soft 5, Weather: Fine, Rail Position: +4.5m Entire



BRISBANE RACING CLUB

Section	Overall	1400m	1200m	1000m	800m	600m	400m	200m
Section Times	1:37.76 [3] (0:16.73)	1:21.03 [9] (0:11.68)	1:09.35 [10] (0:11.69)	0:57.66 [10] (0:11.69)	0:45.97 [10] (0:11.72)	0:34.25 [10] (0:11.39)	0:22.86 [9] (0:11.32)	0:11.54 [9] (0:11.54)
Average Speed [km/h]	49.5	61.8	61.4	62.0	62.4	64.4	64.3	62.3
Top Speed [km/h]	63.1	62.0	63.1	63.9	64.6	65.3	65.2	64.3
Avg. Dist. to Rail [m]	2.3	0.4	1.3	1.4	3.1	3.5	5.8	5.2
Avg. Stride Freq. [Hz]	2.3	2.3	2.3	2.3	2.3	2.4	2.5	2.5
Avg. Stride Length [m]	6.1	7.3	7.3	7.2	7.4	7.3	7.3	6.9



- [] Ranking at each section and finish
- .-.- No data available at this section
- NA No data available



Horse/Jockey Name	Diana's Affair
Final Rank	4
Fastest Section Time (Section)	0:11.52 (600m)
Top Speed [km/h] (Section)	63.8 (400m)
Race State	Finished



Doomben QLD Professional

Race 5: CASCADE BENCHMARK 68 Handicap - 1630m

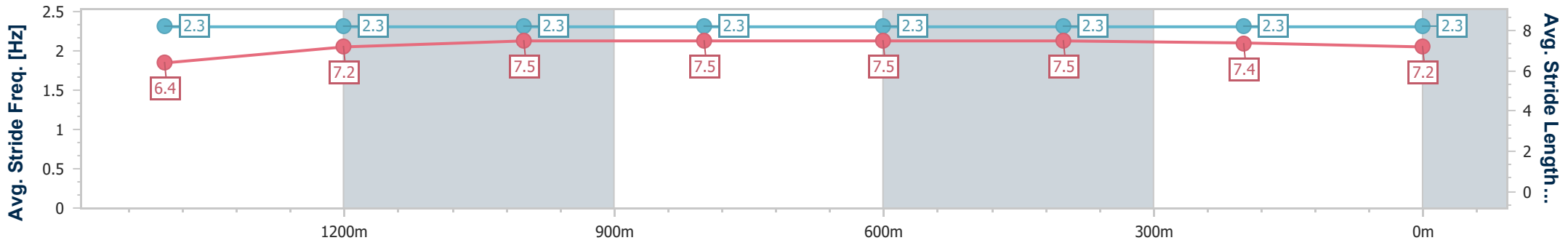
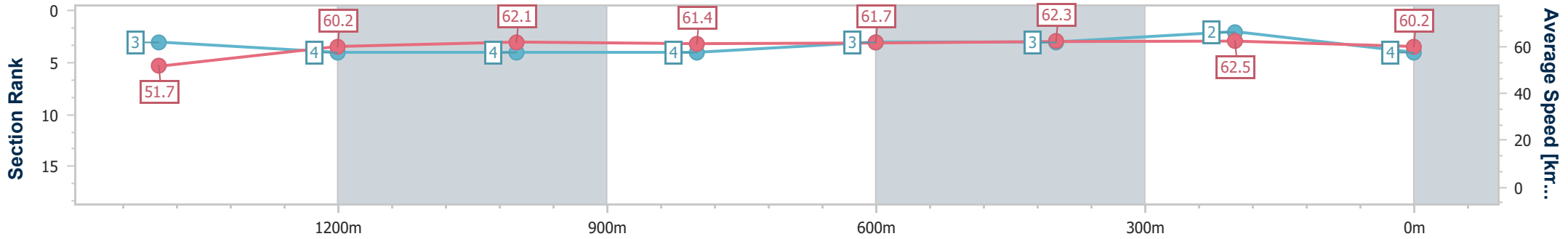
03 August 2024 - 13:59

Track Rating: Soft 5, Weather: Fine, Rail Position: +4.5m Entire



BRISBANE RACING CLUB

Section	Overall	1400m	1200m	1000m	800m	600m	400m	200m
Section Times	1:37.85 [4] (0:16.05)	1:21.80 [3] (0:11.85)	1:09.95 [4] (0:11.59)	0:58.36 [4] (0:11.70)	0:46.66 [4] (0:11.62)	0:35.04 [3] (0:11.52)	0:23.52 [3] (0:11.58)	0:11.94 [2] (0:11.94)
Average Speed [km/h]	51.7	60.2	62.1	61.4	61.7	62.3	62.5	60.2
Top Speed [km/h]	63.4	63.4	63.4	63.3	62.2	63.4	63.8	63.0
Avg. Dist. to Rail [m]	0.7	0.9	1.0	1.0	1.0	0.3	1.4	0.5
Avg. Stride Freq. [Hz]	2.3	2.3	2.3	2.3	2.3	2.3	2.3	2.3
Avg. Stride Length [m]	6.4	7.2	7.5	7.5	7.5	7.5	7.4	7.2



- [] Ranking at each section and finish
- .-.- No data available at this section
- NA No data available



Horse/Jockey Name	Spill The Secret
Final Rank	5
Fastest Section Time (Section)	0:11.52 (400m)
Top Speed [km/h] (Section)	63.9 (Overall)
Race State	Finished



Doomben QLD Professional

Race 5: CASCADE BENCHMARK 68 Handicap - 1630m

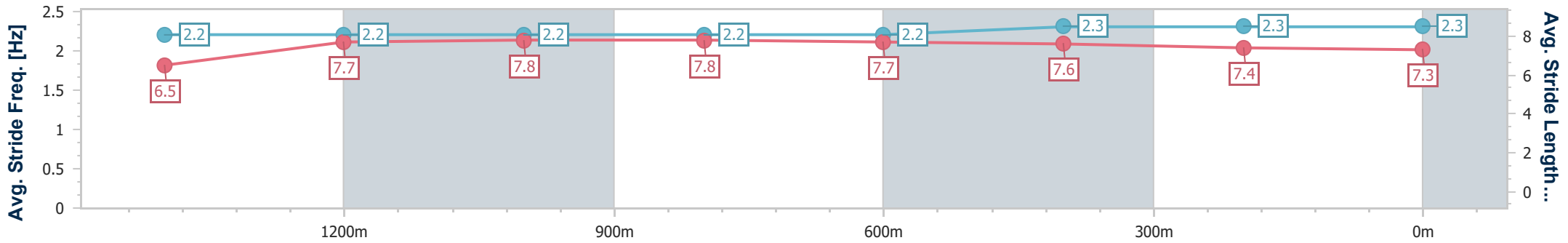
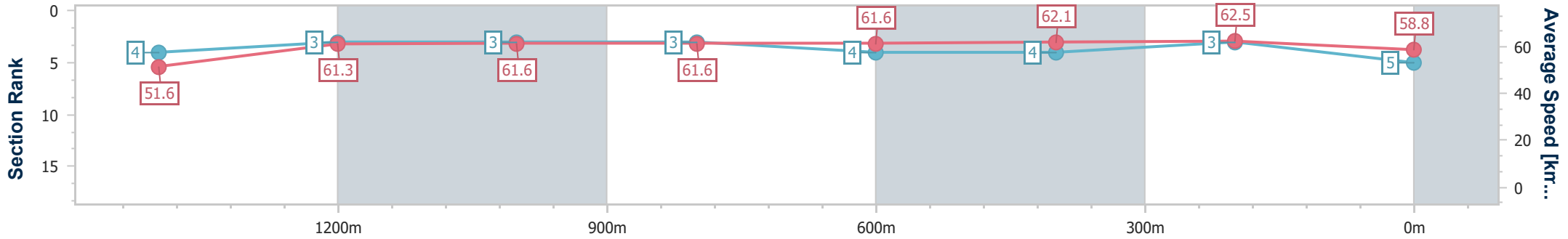
03 August 2024 - 13:59

Track Rating: Soft 5, Weather: Fine, Rail Position: +4.5m Entire



BRISBANE RACING CLUB

Section	Overall	1400m	1200m	1000m	800m	600m	400m	200m
Section Times	1:38.18 [5] (0:16.07)	1:22.11 [4] (0:11.70)	1:10.41 [3] (0:11.71)	0:58.70 [3] (0:11.67)	0:47.03 [3] (0:11.67)	0:35.36 [4] (0:11.58)	0:23.78 [4] (0:11.52)	0:12.26 [3] (0:12.26)
Average Speed [km/h]	51.6	61.3	61.6	61.6	61.6	62.1	62.5	58.8
Top Speed [km/h]	63.9	62.7	62.9	63.0	62.4	62.6	63.7	62.0
Avg. Dist. to Rail [m]	1.0	0.8	0.6	0.3	0.3	0.2	2.0	2.5
Avg. Stride Freq. [Hz]	2.2	2.2	2.2	2.2	2.2	2.3	2.3	2.3
Avg. Stride Length [m]	6.5	7.7	7.8	7.8	7.7	7.6	7.4	7.3



- [] Ranking at each section and finish
- .-.-.- No data available at this section
- NA No data available



Horse/Jockey Name	Express Payment
Final Rank	6
Fastest Section Time (Section)	0:11.59 (1200m)
Top Speed [km/h] (Section)	66.4 (Overall)
Race State	Finished



Doomben QLD Professional

Race 5: CASCADE BENCHMARK 68 Handicap - 1630m

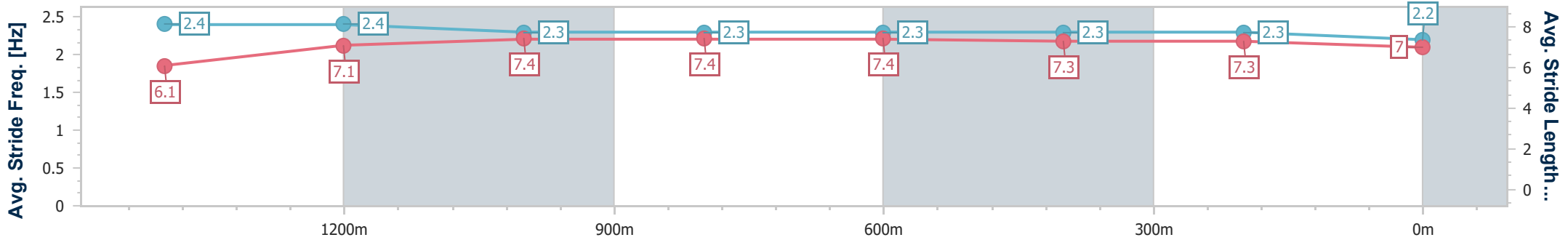
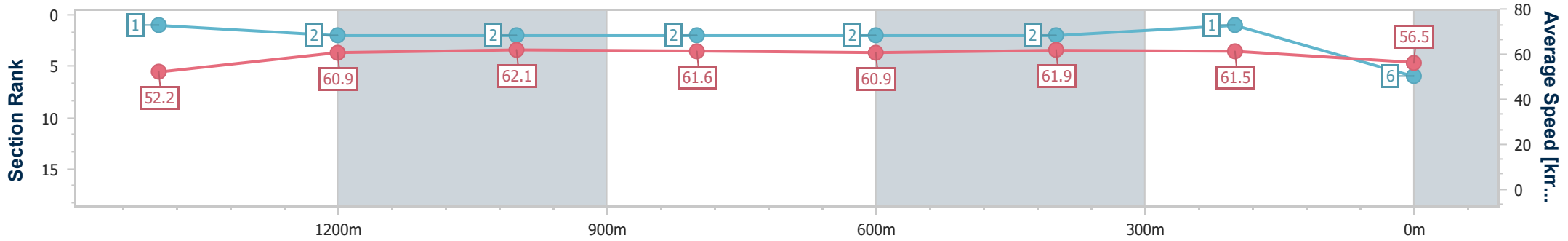
03 August 2024 - 13:59

Track Rating: Soft 5, Weather: Fine, Rail Position: +4.5m Entire



BRISBANE RACING CLUB

Section	Overall	1400m	1200m	1000m	800m	600m	400m	200m
Section Times	1:38.59 [6] (0:15.79)	1:22.80 [1] (0:11.71)	1:11.09 [2] (0:11.59)	0:59.50 [2] (0:11.65)	0:47.85 [2] (0:11.73)	0:36.12 [2] (0:11.69)	0:24.43 [2] (0:11.69)	0:12.74 [1] (0:12.74)
Average Speed [km/h]	52.2	60.9	62.1	61.6	60.9	61.9	61.5	56.5
Top Speed [km/h]	66.4	63.5	62.9	62.8	61.8	62.6	64.0	60.5
Avg. Dist. to Rail [m]	2.7	1.5	1.0	1.7	1.2	0.4	0.3	1.4
Avg. Stride Freq. [Hz]	2.4	2.4	2.3	2.3	2.3	2.3	2.3	2.2
Avg. Stride Length [m]	6.1	7.1	7.4	7.4	7.4	7.3	7.3	7.0



- [] Ranking at each section and finish
- .-.-.- No data available at this section
- NA No data available



Horse/Jockey Name	Persevere
Final Rank	7
Fastest Section Time (Section)	0:11.49 (400m)
Top Speed [km/h] (Section)	63.7 (400m)
Race State	Finished



Doomben QLD Professional

Race 5: CASCADE BENCHMARK 68 Handicap - 1630m

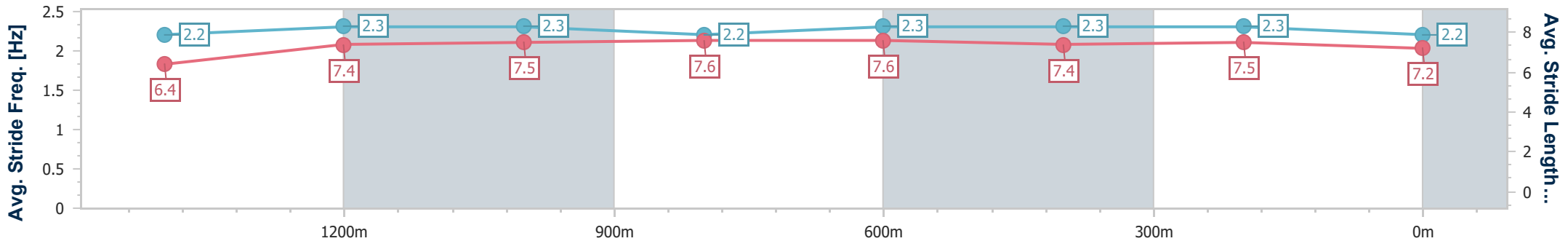
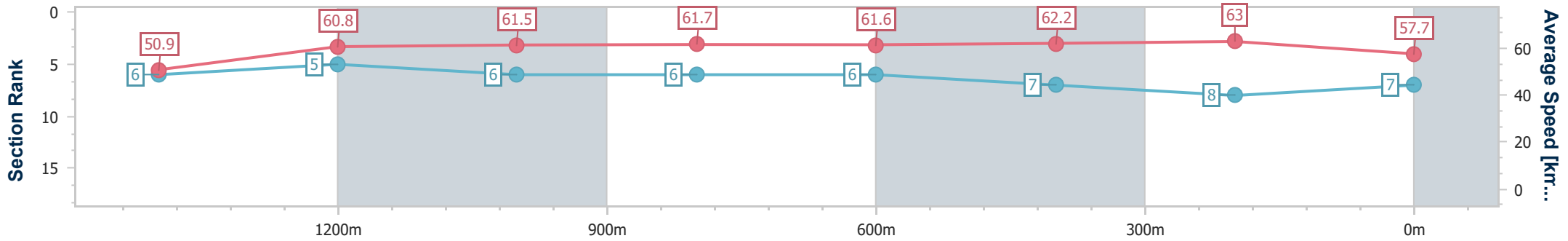
03 August 2024 - 13:59

Track Rating: Soft 5, Weather: Fine, Rail Position: +4.5m Entire



BRISBANE RACING CLUB

Section	Overall	1400m	1200m	1000m	800m	600m	400m	200m
Section Times	1:38.63 [7] (0:16.23)	1:22.40 [6] (0:11.72)	1:10.68 [5] (0:11.70)	0:58.98 [6] (0:11.66)	0:47.32 [6] (0:11.74)	0:35.58 [6] (0:11.66)	0:23.92 [7] (0:11.49)	0:12.43 [8] (0:12.43)
Average Speed [km/h]	50.9	60.8	61.5	61.7	61.6	62.2	63.0	57.7
Top Speed [km/h]	63.1	62.9	62.9	63.0	63.2	62.7	63.7	61.9
Avg. Dist. to Rail [m]	1.6	1.6	0.5	0.4	0.5	1.1	3.5	3.8
Avg. Stride Freq. [Hz]	2.2	2.3	2.3	2.2	2.3	2.3	2.3	2.2
Avg. Stride Length [m]	6.4	7.4	7.5	7.6	7.6	7.4	7.5	7.2



- [] Ranking at each section and finish
- .-.- No data available at this section
- NA No data available



Horse/Jockey Name	Kalumburu
Final Rank	8
Fastest Section Time (Section)	0:11.36 (400m)
Top Speed [km/h] (Section)	64.8 (1000m)
Race State	Finished



Doomben QLD Professional

Race 5: CASCADE BENCHMARK 68 Handicap - 1630m

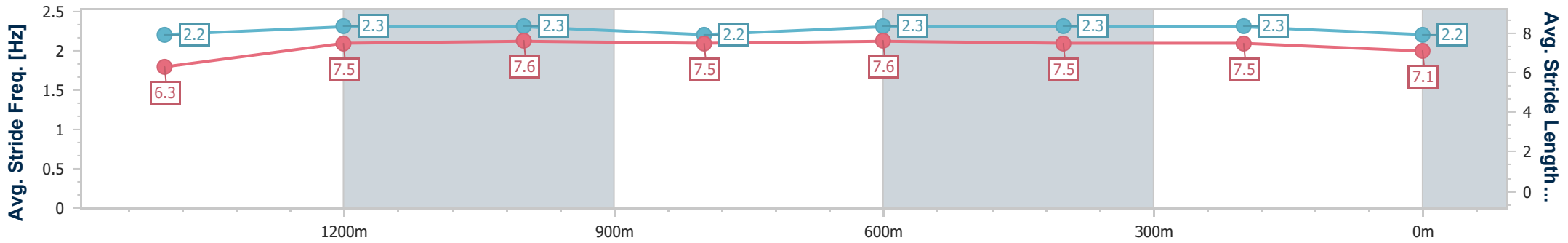
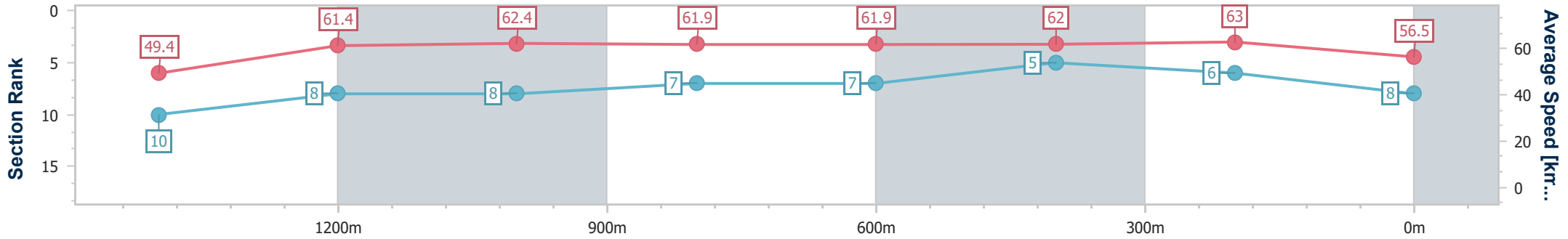
03 August 2024 - 13:59

Track Rating: Soft 5, Weather: Fine, Rail Position: +4.5m Entire



BRISBANE RACING CLUB

Section	Overall	1400m	1200m	1000m	800m	600m	400m	200m
Section Times	1:38.81 [8] (0:16.76)	1:22.05 [10] (0:11.55)	1:10.50 [8] (0:11.55)	0:58.95 [8] (0:11.65)	0:47.30 [7] (0:11.63)	0:35.67 [7] (0:11.54)	0:24.13 [5] (0:11.36)	0:12.77 [6] (0:12.77)
Average Speed [km/h]	49.4	61.4	62.4	61.9	61.9	62.0	63.0	56.5
Top Speed [km/h]	63.7	62.8	63.5	64.8	62.7	63.7	64.2	60.3
Avg. Dist. to Rail [m]	3.2	2.0	1.7	0.5	0.2	0.9	1.6	0.9
Avg. Stride Freq. [Hz]	2.2	2.3	2.3	2.2	2.3	2.3	2.3	2.2
Avg. Stride Length [m]	6.3	7.5	7.6	7.5	7.6	7.5	7.5	7.1



- [] Ranking at each section and finish
- .-.- No data available at this section
- NA No data available



Horse/Jockey Name	Takunai
Final Rank	9
Fastest Section Time (Section)	0:11.54 (1200m)
Top Speed [km/h] (Section)	63.5 (1400m)
Race State	Finished



Doomben QLD Professional

Race 5: CASCADE BENCHMARK 68 Handicap - 1630m

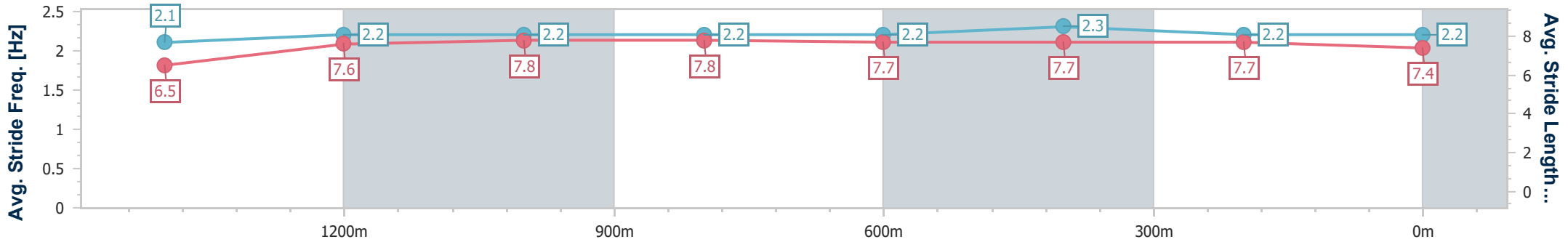
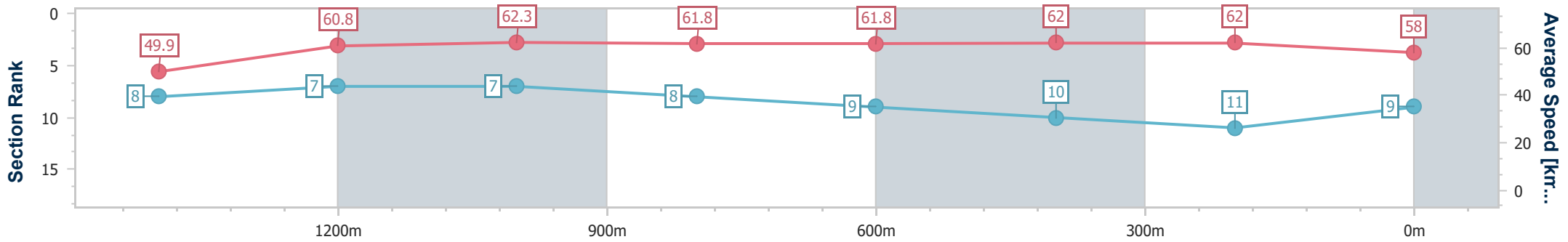
03 August 2024 - 13:59

Track Rating: Soft 5, Weather: Fine, Rail Position: +4.5m Entire



BRISBANE RACING CLUB

Section	Overall	1400m	1200m	1000m	800m	600m	400m	200m
Section Times	1:39.11 [9] (0:16.58)	1:22.53 [8] (0:11.71)	1:10.82 [7] (0:11.54)	0:59.28 [7] (0:11.70)	0:47.58 [8] (0:11.72)	0:35.86 [9] (0:11.81)	0:24.05 [10] (0:11.65)	0:12.40 [11] (0:12.40)
Average Speed [km/h]	49.9	60.8	62.3	61.8	61.8	62.0	62.0	58.0
Top Speed [km/h]	63.1	63.5	63.2	63.2	63.1	63.0	62.6	60.9
Avg. Dist. to Rail [m]	2.0	1.7	0.8	0.9	1.5	2.5	3.5	3.6
Avg. Stride Freq. [Hz]	2.1	2.2	2.2	2.2	2.2	2.3	2.2	2.2
Avg. Stride Length [m]	6.5	7.6	7.8	7.8	7.7	7.7	7.7	7.4



- [] Ranking at each section and finish
- .-.- No data available at this section
- NA No data available



Horse/Jockey Name	Le Heros
Final Rank	10
Fastest Section Time (Section)	0:11.58 (1400m)
Top Speed [km/h] (Section)	64.8 (Overall)
Race State	Finished



Doomben QLD Professional

Race 5: CASCADE BENCHMARK 68 Handicap - 1630m

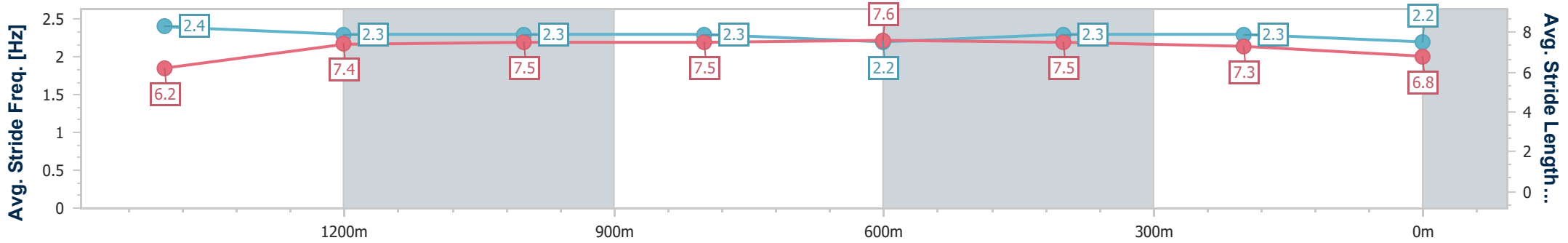
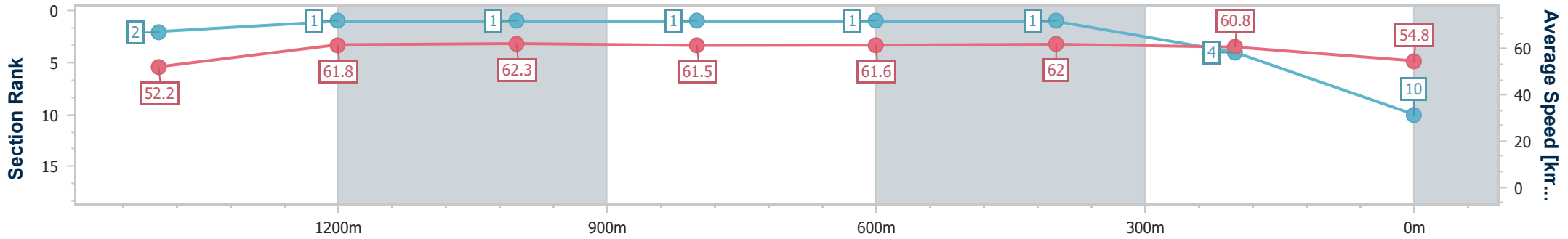
03 August 2024 - 13:59

Track Rating: Soft 5, Weather: Fine, Rail Position: +4.5m Entire



BRISBANE RACING CLUB

Section	Overall	1400m	1200m	1000m	800m	600m	400m	200m
Section Times	1:39.13 [10] (0:15.82)	1:23.31 [2] (0:11.58)	1:11.73 [1] (0:11.61)	1:00.12 [1] (0:11.70)	0:48.42 [1] (0:11.75)	0:36.67 [1] (0:11.70)	0:24.97 [1] (0:11.84)	0:13.13 [4] (0:13.13)
Average Speed [km/h]	52.2	61.8	62.3	61.5	61.6	62.0	60.8	54.8
Top Speed [km/h]	64.8	63.8	62.6	62.6	62.0	62.3	61.4	59.3
Avg. Dist. to Rail [m]	1.3	0.9	1.3	0.9	1.2	1.0	0.4	1.3
Avg. Stride Freq. [Hz]	2.4	2.3	2.3	2.3	2.2	2.3	2.3	2.2
Avg. Stride Length [m]	6.2	7.4	7.5	7.5	7.6	7.5	7.3	6.8



- [] Ranking at each section and finish
- .-.- No data available at this section
- NA No data available



Horse/Jockey Name	Poutchek
Final Rank	11
Fastest Section Time (Section)	0:11.38 (1200m)
Top Speed [km/h] (Section)	63.9 (1200m)
Race State	Finished



Doomben QLD Professional

Race 5: CASCADE BENCHMARK 68 Handicap - 1630m

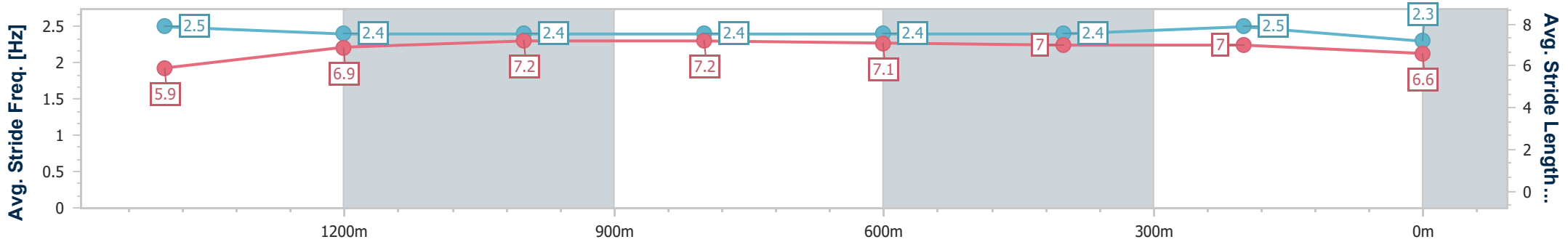
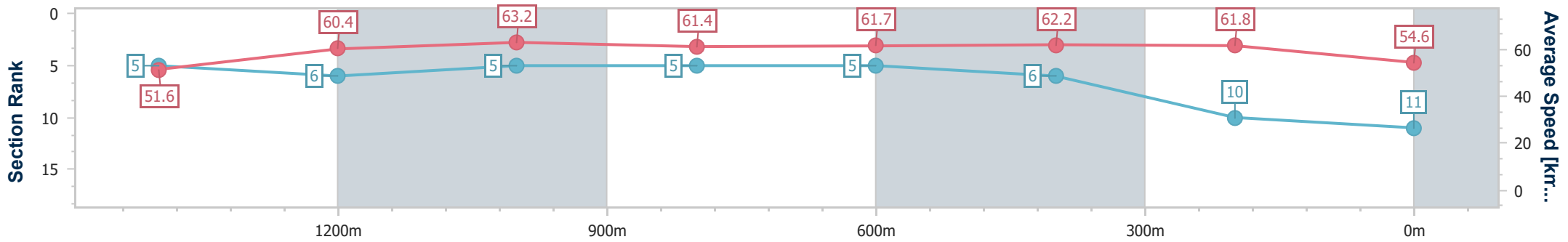
03 August 2024 - 13:59

Track Rating: Soft 5, Weather: Fine, Rail Position: +4.5m Entire



BRISBANE RACING CLUB

Section	Overall	1400m	1200m	1000m	800m	600m	400m	200m
Section Times	1:39.60 [11] (0:16.10)	1:23.50 [5] (0:12.03)	1:11.47 [6] (0:11.38)	1:00.09 [5] (0:11.78)	0:48.31 [5] (0:11.69)	0:36.62 [5] (0:11.72)	0:24.90 [6] (0:11.74)	0:13.16 [10] (0:13.16)
Average Speed [km/h]	51.6	60.4	63.2	61.4	61.7	62.2	61.8	54.6
Top Speed [km/h]	63.1	62.4	63.9	63.5	63.3	63.0	62.7	59.5
Avg. Dist. to Rail [m]	4.1	1.1	0.5	0.8	0.8	1.9	5.0	5.6
Avg. Stride Freq. [Hz]	2.5	2.4	2.4	2.4	2.4	2.4	2.5	2.3
Avg. Stride Length [m]	5.9	6.9	7.2	7.2	7.1	7.0	7.0	6.6



- [] Ranking at each section and finish
- .-.-.- No data available at this section
- NA No data available



Doomben QLD Professional

Race 6: BECOME A BRC MEMBER OPEN Handicap - 1630m

03 August 2024 - 14:34



BRISBANE
RACING CLUB

Track Rating: Soft 5, Weather: Fine, Rail Position: +4.5m Entire

Section													
Field Times	Overall	1400m	1200m	1000m	800m	600m	400m	Last 600m					
	1:37.28 (0:15.65)	1:21.63 (0:10.88)	1:10.75 (0:11.26)	0:59.49 (0:11.83)	0:47.66 (0:12.06)	0:35.60 (0:12.03)	0:23.57 (0:11.75)	0:35.60					
Rank	TAB	Horse/Jockey	Barrier	Top Speed [km/h]	Fastest Section								Distance Travelled [m]
1	9	ARTS OBJECT Cejay Graham	6	65.7 1400m	0:11.13 1400m	1:37.28 [1] (0:15.86)	1:21.42 [5] (0:11.13)	1:10.29 [4] (0:11.50)	0:58.79 [4] (0:11.97)	0:46.82 [6] (0:11.90)	0:34.92 [6] (0:11.94)	0:22.98 [7] (0:11.31)	0:34.92
2	8	THIS'LLBETHEONE Taylor Marshall	1	66.1 1400m	0:11.13 1400m	1:37.35 [2] (0:15.65)	1:21.70 [1] (0:11.13)	1:10.57 [3] (0:11.52)	0:59.05 [3] (0:12.02)	0:47.03 [4] (0:11.83)	0:35.20 [3] (0:11.91)	0:23.29 [3] (0:11.48)	0:35.20 -9
3	6	COCOBREW EXPRESS Samantha Collett	11	68.1 1400m	0:10.85 1400m	1:37.66 [3] (0:15.68)	1:21.98 [3] (0:10.85)	1:11.13 [1] (0:11.26)	0:59.87 [1] (0:11.83)	0:48.04 [1] (0:12.06)	0:35.98 [1] (0:12.03)	0:23.95 [1] (0:11.75)	0:35.98 -4
4	4	STUTTERING Bailey Wheeler	3	64.4 1400m	0:11.32 1400m	1:37.87 [4] (0:16.41)	1:21.46 [9] (0:11.32)	1:10.14 [11] (0:11.40)	0:58.74 [11] (0:11.89)	0:46.85 [11] (0:11.76)	0:35.09 [11] (0:11.57)	0:23.52 [8] (0:11.41)	0:35.09 -8
5	10	GOLDEEL Angela Jones	10	65.4 Overall	0:11.28 1400m	1:37.96 [5] (0:15.81)	1:22.15 [4] (0:11.28)	1:10.87 [5] (0:11.42)	0:59.45 [5] (0:11.83)	0:47.62 [5] (0:11.84)	0:35.78 [4] (0:11.96)	0:23.82 [4] (0:11.58)	0:35.78 -2
6	1	LORD ARDMORE Michael Rodd	2	64.0 Overall	0:11.25 1400m	1:37.98 [6] (0:16.13)	1:21.85 [7] (0:11.25)	1:10.60 [8] (0:11.46)	0:59.14 [9] (0:11.81)	0:47.33 [9] (0:11.79)	0:35.54 [7] (0:11.91)	0:23.63 [9] (0:11.64)	0:35.54 -8
7	2	WITHOUT REVENGE Kyle Wilson-Taylor	5	65.8 1400m	0:11.01 1400m	1:38.19 [7] (0:15.67)	1:22.52 [2] (0:11.01)	1:11.51 [2] (0:11.38)	1:00.13 [2] (0:11.92)	0:48.21 [2] (0:11.96)	0:36.25 [2] (0:11.87)	0:24.38 [2] (0:11.83)	0:36.25 -4
8	11	THE CATCH Rikki Jamieson	7	65.2 1400m	0:11.17 1200m	1:38.19 [8] (0:16.48)	1:21.71 [11] (0:11.18)	1:10.53 [9] (0:11.17)	0:59.36 [8] (0:11.77)	0:47.59 [8] (0:11.85)	0:35.74 [8] (0:11.74)	0:24.00 [5] (0:11.55)	0:35.74 +0
9	3	SEA RAIDER Emily Lang	4	65.6 1400m	0:11.17 1400m	1:38.58 [9] (0:16.14)	1:22.44 [8] (0:11.17)	1:11.27 [6] (0:11.32)	0:59.95 [6] (0:11.69)	0:48.26 [3] (0:11.88)	0:36.38 [5] (0:12.02)	0:24.36 [6] (0:11.87)	0:36.38 +0
10	7	NAVAS TWO Andrew Mallyon	8	64.9 1400m	0:11.25 1400m	1:38.80 [10] (0:16.42)	1:22.38 [10] (0:11.25)	1:11.13 [10] (0:11.40)	0:59.73 [10] (0:11.79)	0:47.94 [10] (0:11.82)	0:36.12 [10] (0:11.84)	0:24.28 [11] (0:11.82)	0:36.12 +2

[] Ranking at each section and finish
 -:-:- No data available at this section
 NA No data available

SCN Saddle cloth number
 DNF Did not finish
 DNT Did not track



Doomben QLD Professional

Race 6: BECOME A BRC MEMBER OPEN Handicap - 1630m

03 August 2024 - 14:34



BRISBANE
RACING CLUB

Track Rating: Soft 5, Weather: Fine, Rail Position: +4.5m Entire

Section	Overall	1400m	1200m	1000m	800m	600m	400m	Last 600m
Field Times	1:37.28 (0:15.65)	1:21.63 (0:10.88)	1:10.75 (0:11.26)	0:59.49 (0:11.83)	0:47.66 (0:12.06)	0:35.60 (0:12.03)	0:23.57 (0:11.75)	0:35.60

Rank	TAB	Horse/Jockey	Barrier	Top Speed [km/h]	Fastest Section									Distance Travelled [m]
11	5	ITA Cody Collis	9	66.3 1400m	0:11.27 1400m	1:38.82 [11] (0:16.06)	1:22.76 [6] (0:11.27)	1:11.49 [7] (0:11.48)	1:00.01 [7] (0:11.78)	0:48.23 [7] (0:11.89)	0:36.34 [9] (0:11.88)	0:24.46 [10] (0:11.78)	0:36.34	+9



Doomben QLD Professional

Race 6: BECOME A BRC MEMBER OPEN Handicap - 1630m

03 August 2024 - 14:34



BRISBANE
RACING CLUB

Track Rating: Soft 5, Weather: Fine, Rail Position: +4.5m Entire

Section							200m			Last 600m
Field Times							0:11.82			0:35.60
Rank	TAB	Horse/Jockey	Barrier	Top Speed [km/h]	Fastest Section	Margin				Distance Travelled [m]
1	9	ARTS OBJECT Cejay Graham	6	65.7 1400m	0:11.13 1400m	0:11.67 [3] (0:11.67)	1:37.28		0:34.92	
2	8	THIS'LLBETHEONE Taylor Marshall	1	66.1 1400m	0:11.13 1400m	0:11.81 [2] (0:11.81)	0.4L		0:35.20	-9
3	6	COCOBREW EXPRESS Samantha Collett	11	68.1 1400m	0:10.85 1400m	0:12.20 [1] (0:12.20)	2.24L		0:35.98	-4
4	4	STUTTERING Bailey Wheeler	3	64.4 1400m	0:11.32 1400m	0:12.11 [7] (0:12.11)	3.48L		0:35.09	-8
5	10	GOLDEEL Angela Jones	10	65.4 Overall	0:11.28 1400m	0:12.24 [5] (0:12.24)	4L		0:35.78	-2
6	1	LORD ARDMORE Michael Rodd	2	64.0 Overall	0:11.25 1400m	0:11.99 [8] (0:11.99)	4.08L		0:35.54	-8
7	2	WITHOUT REVENGE Kyle Wilson-Taylor	5	65.8 1400m	0:11.01 1400m	0:12.55 [4] (0:12.55)	5.32L		0:36.25	-4
8	11	THE CATCH Rikki Jamieson	7	65.2 1400m	0:11.17 1200m	0:12.45 [6] (0:12.45)	5.33L		0:35.74	+0
9	3	SEA RAIDER Emily Lang	4	65.6 1400m	0:11.17 1400m	0:12.49 [9] (0:12.49)	7.63L		0:36.38	+0
10	7	NAVAS TWO Andrew Mallyon	8	64.9 1400m	0:11.25 1400m	0:12.46 [11] (0:12.46)	8.96L		0:36.12	+2



Doomben QLD Professional

Race 6: BECOME A BRC MEMBER OPEN Handicap - 1630m

03 August 2024 - 14:34



BRISBANE
RACING CLUB

Track Rating: Soft 5, Weather: Fine, Rail Position: +4.5m Entire

Section							200m			Last 600m
Field Times							0:11.82 (0:11.82)			0:35.60
Rank	TAB	Horse/Jockey	Barrier	Top Speed [km/h]	Fastest Section	Margin			Distance Travelled [m]	
11	5	ITA Cody Collis	9	66.3 1400m	0:11.27 1400m	0:12.68 [10] (0:12.68)	9.05L		0:36.34	+9



Horse/Jockey Name	Arts Object
Final Rank	1
Fastest Section Time (Section)	0:11.13 (1400m)
Top Speed [km/h] (Section)	65.7 (1400m)
Race State	Finished



Doomben QLD Professional

Race 6: BECOME A BRC MEMBER OPEN Handicap - 1630m

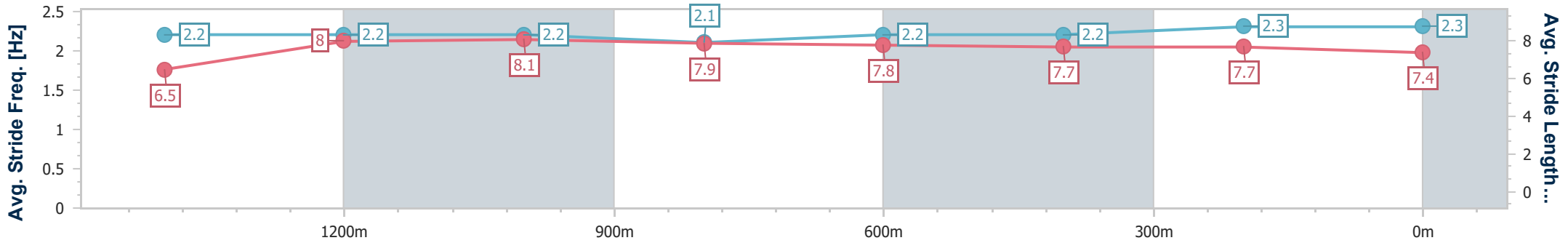
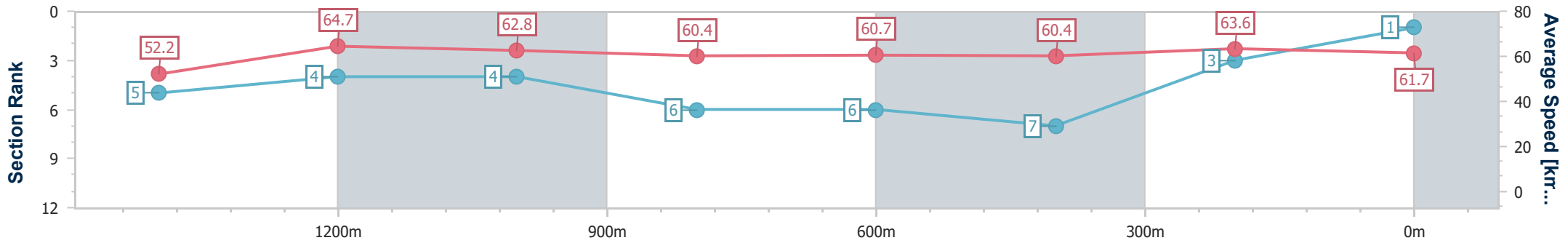
03 August 2024 - 14:34

Track Rating: Soft 5, Weather: Fine, Rail Position: +4.5m Entire



BRISBANE RACING CLUB

Section	Overall	1400m	1200m	1000m	800m	600m	400m	200m
Section Times	1:37.28 [1] (0:15.86)	1:21.42 [5] (0:11.13)	1:10.29 [4] (0:11.50)	0:58.79 [4] (0:11.97)	0:46.82 [6] (0:11.90)	0:34.92 [6] (0:11.94)	0:22.98 [7] (0:11.31)	0:11.67 [3]
Average Speed [km/h]	52.2	64.7	62.8	60.4	60.7	60.4	63.6	61.7
Top Speed [km/h]	64.4	65.7	63.3	62.5	61.7	60.8	64.9	63.7
Avg. Dist. to Rail [m]	2.2	1.0	2.0	1.4	1.1	0.9	2.0	2.4
Avg. Stride Freq. [Hz]	2.2	2.2	2.2	2.1	2.2	2.2	2.3	2.3
Avg. Stride Length [m]	6.5	8.0	8.1	7.9	7.8	7.7	7.7	7.4



- [] Ranking at each section and finish
- .-.- No data available at this section
- NA No data available



Horse/Jockey Name	This'llbetheone
Final Rank	2
Fastest Section Time (Section)	0:11.13 (1400m)
Top Speed [km/h] (Section)	66.1 (1400m)
Race State	Finished



Doomben QLD Professional

Race 6: BECOME A BRC MEMBER OPEN Handicap - 1630m

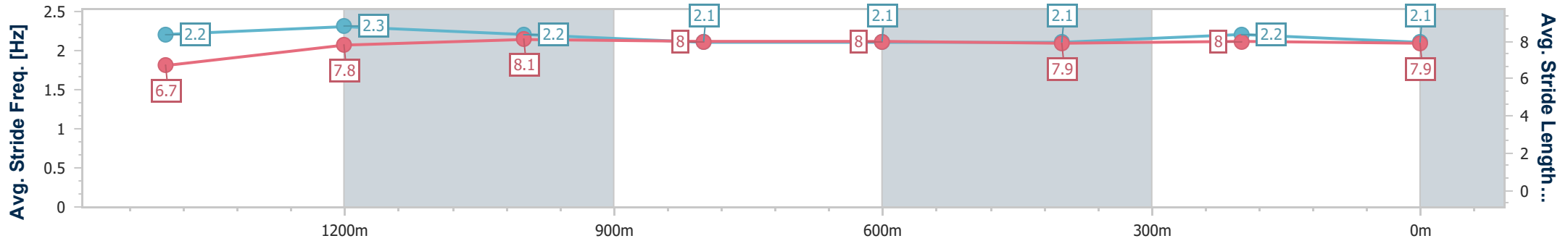
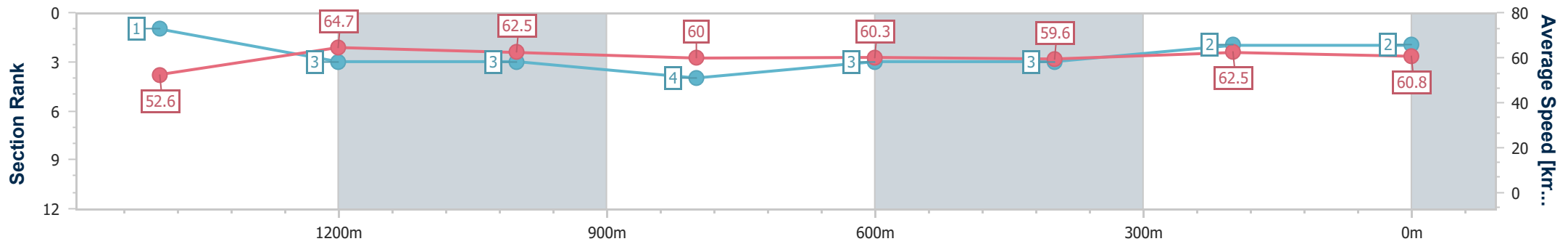
03 August 2024 - 14:34

Track Rating: Soft 5, Weather: Fine, Rail Position: +4.5m Entire



BRISBANE RACING CLUB

Section	Overall	1400m	1200m	1000m	800m	600m	400m	200m
Section Times	1:37.35 [2] (0:15.65)	1:21.70 [1] (0:11.13)	1:10.57 [3] (0:11.52)	0:59.05 [3] (0:12.02)	0:47.03 [4] (0:11.83)	0:35.20 [3] (0:11.91)	0:23.29 [3] (0:11.48)	0:11.81 [2] (0:11.81)
Average Speed [km/h]	52.6	64.7	62.5	60.0	60.3	59.6	62.5	60.8
Top Speed [km/h]	65.9	66.1	63.2	61.9	61.6	60.3	64.3	63.1
Avg. Dist. to Rail [m]	1.6	0.9	2.0	1.3	1.3	2.7	1.6	0.7
Avg. Stride Freq. [Hz]	2.2	2.3	2.2	2.1	2.1	2.1	2.2	2.1
Avg. Stride Length [m]	6.7	7.8	8.1	8.0	8.0	7.9	8.0	7.9



- [] Ranking at each section and finish
- .-.- No data available at this section
- NA No data available



Horse/Jockey Name	Cocobrew Express
Final Rank	3
Fastest Section Time (Section)	0:10.85 (1400m)
Top Speed [km/h] (Section)	68.1 (1400m)
Race State	Finished



Doomben QLD Professional

Race 6: BECOME A BRC MEMBER OPEN Handicap - 1630m

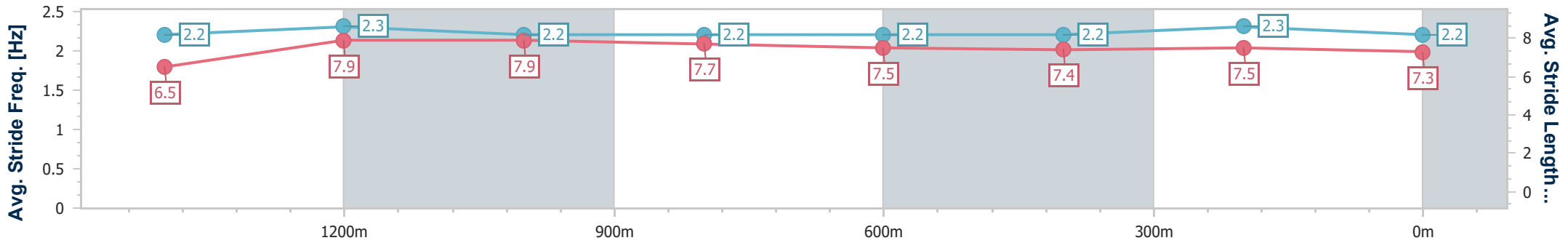
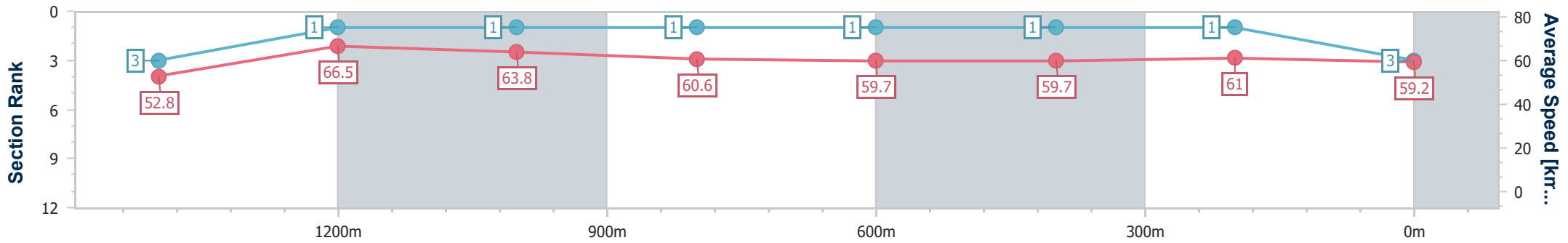
03 August 2024 - 14:34

Track Rating: Soft 5, Weather: Fine, Rail Position: +4.5m Entire



BRISBANE RACING CLUB

Section	Overall	1400m	1200m	1000m	800m	600m	400m	200m
Section Times	1:37.66 [3] (0:15.68)	1:21.98 [3] (0:10.85)	1:11.13 [1] (0:11.26)	0:59.87 [1] (0:11.83)	0:48.04 [1] (0:12.06)	0:35.98 [1] (0:12.03)	0:23.95 [1] (0:11.75)	0:12.20 [1] (0:12.20)
Average Speed [km/h]	52.8	66.5	63.8	60.6	59.7	59.7	61.0	59.2
Top Speed [km/h]	67.9	68.1	64.9	62.7	60.1	60.1	62.1	61.6
Avg. Dist. to Rail [m]	3.8	0.7	0.9	1.0	0.3	0.6	3.1	4.4
Avg. Stride Freq. [Hz]	2.2	2.3	2.2	2.2	2.2	2.2	2.3	2.2
Avg. Stride Length [m]	6.5	7.9	7.9	7.7	7.5	7.4	7.5	7.3



- [] Ranking at each section and finish
- .-.- No data available at this section
- NA No data available



Horse/Jockey Name	Stuttering
Final Rank	4
Fastest Section Time (Section)	0:11.32 (1400m)
Top Speed [km/h] (Section)	64.4 (1400m)
Race State	Finished



Doomben QLD Professional

Race 6: BECOME A BRC MEMBER OPEN Handicap - 1630m

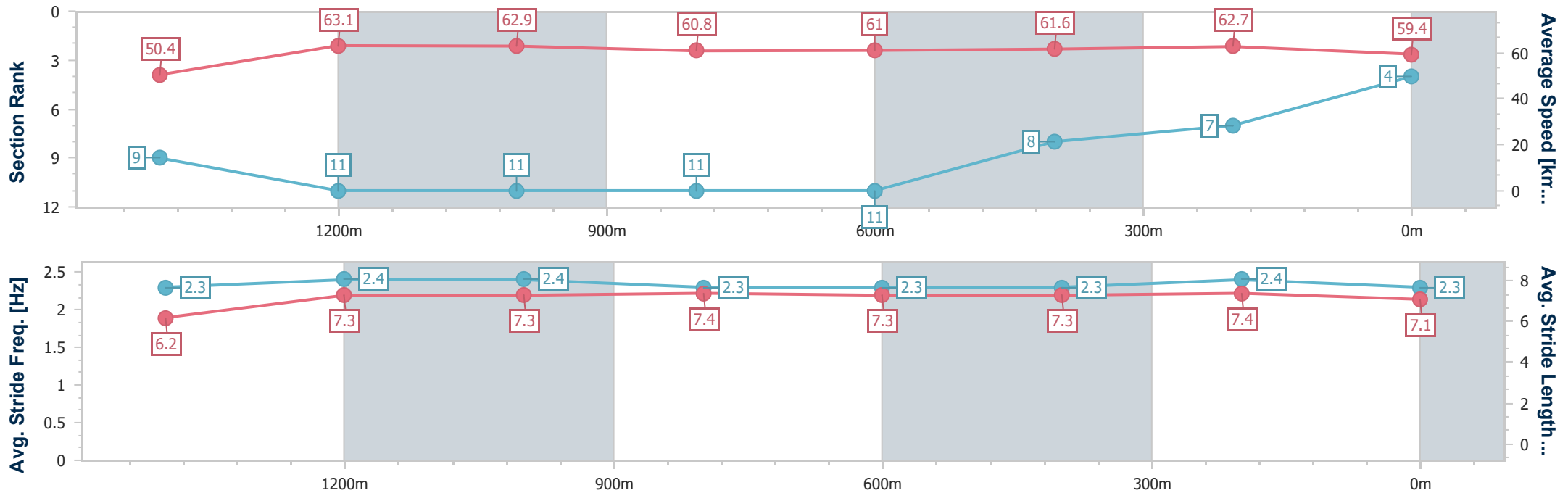
03 August 2024 - 14:34

Track Rating: Soft 5, Weather: Fine, Rail Position: +4.5m Entire



BRISBANE RACING CLUB

Section	Overall	1400m	1200m	1000m	800m	600m	400m	200m
Section Times	1:37.87 [4] (0:16.41)	1:21.46 [9] (0:11.32)	1:10.14 [11] (0:11.40)	0:58.74 [11] (0:11.89)	0:46.85 [11] (0:11.76)	0:35.09 [11] (0:11.57)	0:23.52 [8] (0:11.41)	0:12.11 [7] (0:12.11)
Average Speed [km/h]	50.4	63.1	62.9	60.8	61.0	61.6	62.7	59.4
Top Speed [km/h]	63.8	64.4	63.6	62.6	62.0	63.3	63.7	62.7
Avg. Dist. to Rail [m]	1.1	1.4	0.7	0.4	0.6	1.7	1.2	0.6
Avg. Stride Freq. [Hz]	2.3	2.4	2.4	2.3	2.3	2.3	2.4	2.3
Avg. Stride Length [m]	6.2	7.3	7.3	7.4	7.3	7.3	7.4	7.1



- [] Ranking at each section and finish
- .-.- No data available at this section
- NA No data available



Horse/Jockey Name	Goldeel
Final Rank	5
Fastest Section Time (Section)	0:11.28 (1400m)
Top Speed [km/h] (Section)	65.4 (Overall)
Race State	Finished

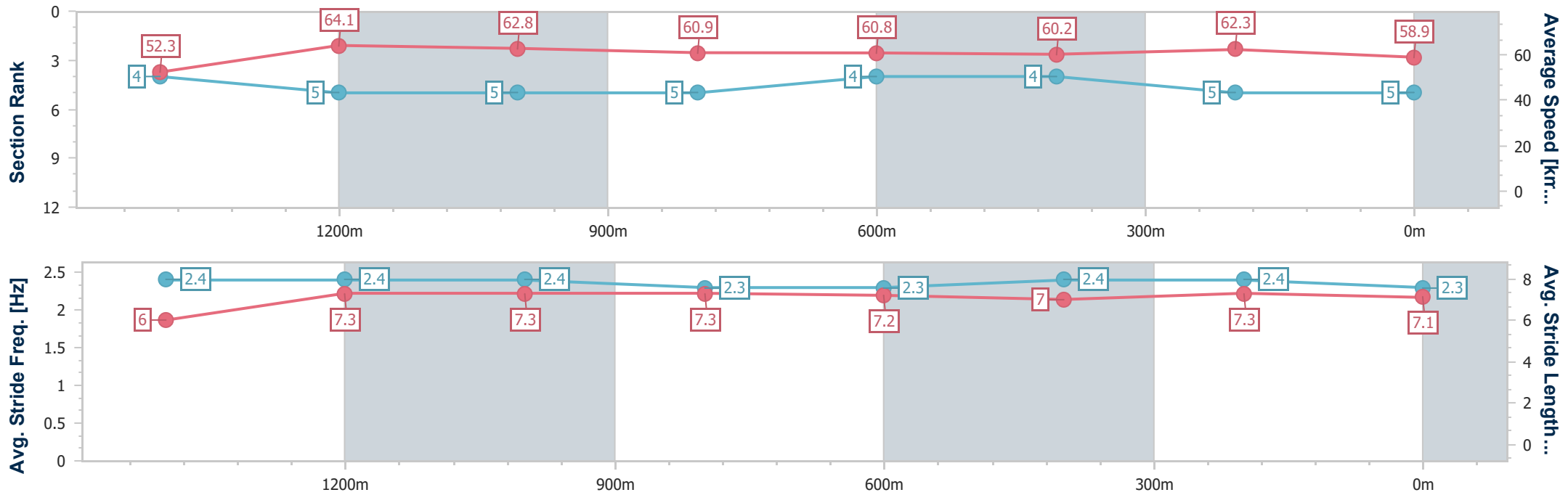


Doomben QLD Professional
Race 6: BECOME A BRC MEMBER OPEN Handicap - 1630m
03 August 2024 - 14:34
Track Rating: Soft 5, Weather: Fine, Rail Position: +4.5m Entire



BRISBANE
RACING CLUB

Section	Overall	1400m	1200m	1000m	800m	600m	400m	200m
Section Times	1:37.96 [5] (0:15.81)	1:22.15 [4] (0:11.28)	1:10.87 [5] (0:11.42)	0:59.45 [5] (0:11.83)	0:47.62 [5] (0:11.84)	0:35.78 [4] (0:11.96)	0:23.82 [4] (0:11.58)	0:12.24 [5] (0:12.24)
Average Speed [km/h]	52.3	64.1	62.8	60.9	60.8	60.2	62.3	58.9
Top Speed [km/h]	65.4	64.6	64.5	62.8	61.5	61.2	63.3	61.3
Avg. Dist. to Rail [m]	3.9	0.5	1.8	1.0	0.2	0.2	1.6	4.4
Avg. Stride Freq. [Hz]	2.4	2.4	2.4	2.3	2.3	2.4	2.4	2.3
Avg. Stride Length [m]	6.0	7.3	7.3	7.3	7.2	7.0	7.3	7.1



- [] Ranking at each section and finish
- .-.- No data available at this section
- NA No data available



Horse/Jockey Name	Lord Ardmore
Final Rank	6
Fastest Section Time (Section)	0:11.25 (1400m)
Top Speed [km/h] (Section)	64.0 (Overall)
Race State	Finished



Doomben QLD Professional

Race 6: BECOME A BRC MEMBER OPEN Handicap - 1630m

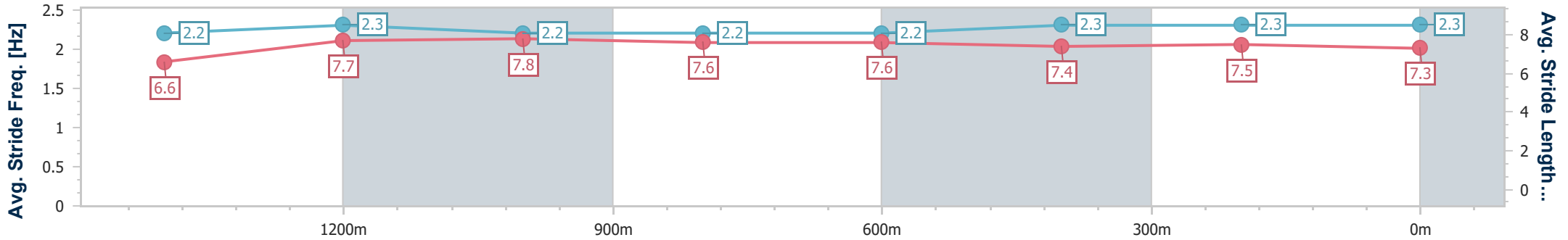
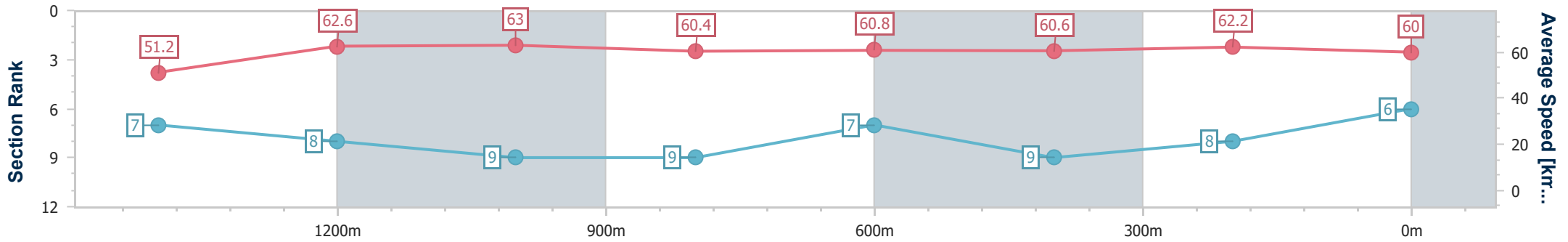
03 August 2024 - 14:34

Track Rating: Soft 5, Weather: Fine, Rail Position: +4.5m Entire



BRISBANE RACING CLUB

Section	Overall	1400m	1200m	1000m	800m	600m	400m	200m
Section Times	1:37.98 [6] (0:16.13)	1:21.85 [7] (0:11.25)	1:10.60 [8] (0:11.46)	0:59.14 [9] (0:11.81)	0:47.33 [9] (0:11.79)	0:35.54 [7] (0:11.91)	0:23.63 [9] (0:11.64)	0:11.99 [8] (0:11.99)
Average Speed [km/h]	51.2	62.6	63.0	60.4	60.8	60.6	62.2	60.0
Top Speed [km/h]	64.0	63.3	63.7	62.3	61.5	61.1	63.0	62.5
Avg. Dist. to Rail [m]	2.8	2.8	1.9	2.2	1.4	1.1	3.4	5.5
Avg. Stride Freq. [Hz]	2.2	2.3	2.2	2.2	2.2	2.3	2.3	2.3
Avg. Stride Length [m]	6.6	7.7	7.8	7.6	7.6	7.4	7.5	7.3



- [] Ranking at each section and finish
- .-.- No data available at this section
- NA No data available



Horse/Jockey Name	Without Revence
Final Rank	7
Fastest Section Time (Section)	0:11.01 (1400m)
Top Speed [km/h] (Section)	65.8 (1400m)
Race State	Finished

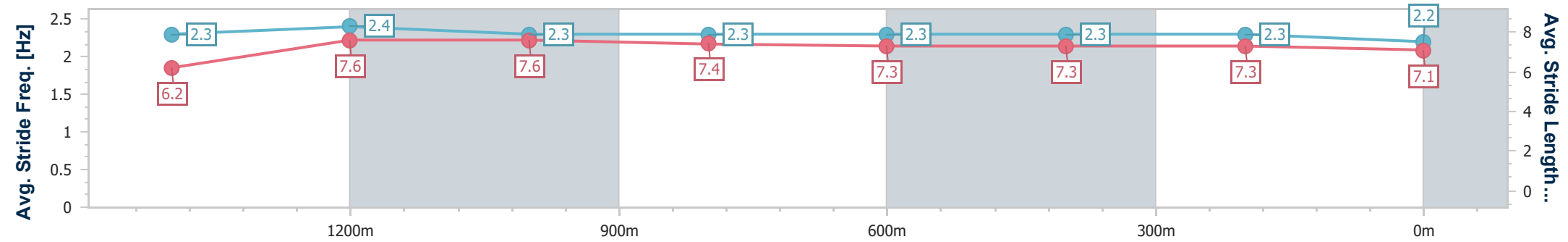
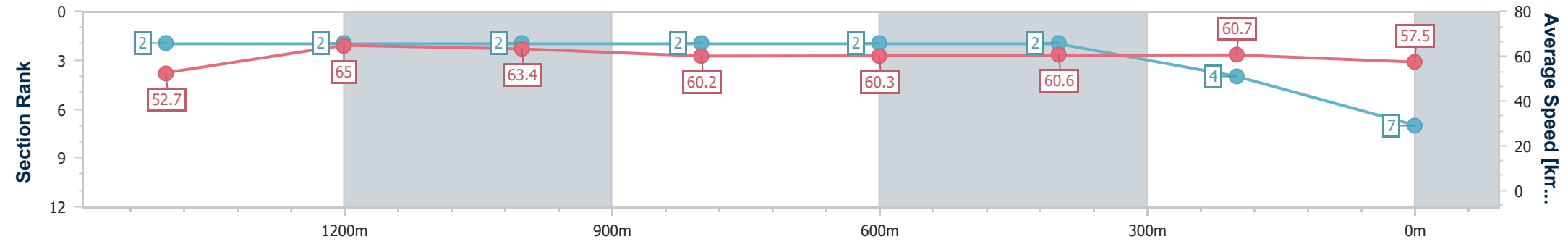


Doomben QLD Professional
Race 6: BECOME A BRC MEMBER OPEN Handicap - 1630m
03 August 2024 - 14:34
Track Rating: Soft 5, Weather: Fine, Rail Position: +4.5m Entire



BRISBANE
RACING CLUB

Section	Overall	1400m	1200m	1000m	800m	600m	400m	200m					
Section Times	1:38.19 [7] (0:15.67)	1:22.52 [2] (0:11.01)	1:11.51 [2] (0:11.38)	1:00.13 [2] (0:11.92)	0:48.21 [2] (0:11.96)	0:36.25 [2] (0:11.87)	0:24.38 [2] (0:11.83)	0:12.55 [4] (0:12.55)					
Average Speed [km/h]	52.7	65.0	63.4	60.2	60.3	60.6	60.7	57.5					
Top Speed [km/h]	65.5	65.8	64.2	62.0	61.2	61.2	61.6	59.5					
Avg. Dist. to Rail [m]	1.7	1.2	0.3	0.1	0.2	0.3	0.4	0.4					
Avg. Stride Freq. [Hz]	2.3	2.4	2.3	2.3	2.3	2.3	2.3	2.2					
Avg. Stride Length [m]	6.2	7.6	7.6	7.4	7.3	7.3	7.3	7.1					



- [] Ranking at each section and finish
- .-.- No data available at this section
- NA No data available



Horse/Jockey Name	The Catch
Final Rank	8
Fastest Section Time (Section)	0:11.17 (1200m)
Top Speed [km/h] (Section)	65.2 (1400m)
Race State	Finished



Doomben QLD Professional

Race 6: BECOME A BRC MEMBER OPEN Handicap - 1630m

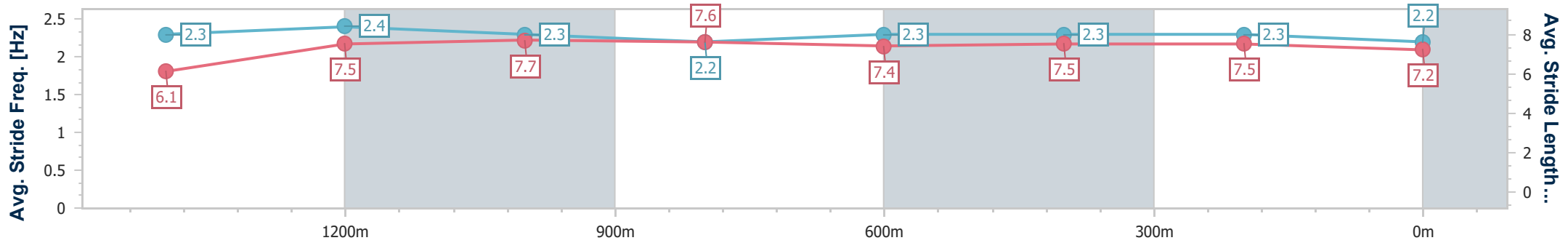
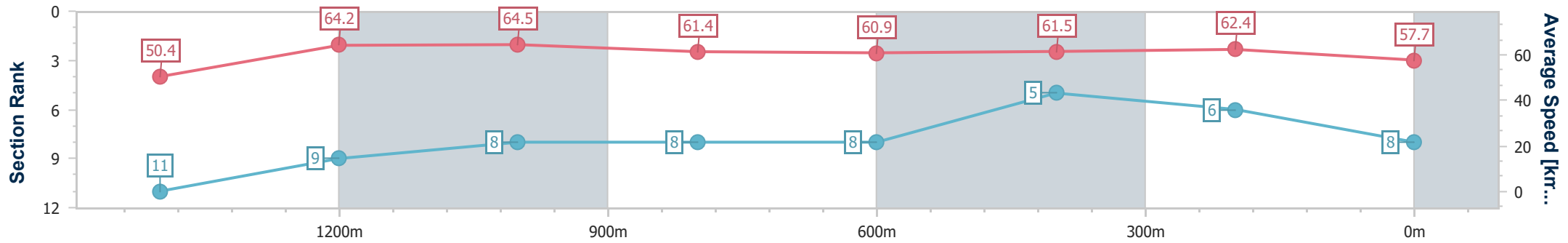
03 August 2024 - 14:34

Track Rating: Soft 5, Weather: Fine, Rail Position: +4.5m Entire



BRISBANE RACING CLUB

Section	Overall	1400m	1200m	1000m	800m	600m	400m	200m
Section Times	1:38.19 [8] (0:16.48)	1:21.71 [11] (0:11.18)	1:10.53 [9] (0:11.17)	0:59.36 [8] (0:11.77)	0:47.59 [8] (0:11.85)	0:35.74 [8] (0:11.74)	0:24.00 [5] (0:11.55)	0:12.45 [6] (0:12.45)
Average Speed [km/h]	50.4	64.2	64.5	61.4	60.9	61.5	62.4	57.7
Top Speed [km/h]	64.5	65.2	65.1	63.5	62.1	63.1	63.8	61.1
Avg. Dist. to Rail [m]	1.8	0.7	1.6	1.3	0.8	0.7	2.4	5.2
Avg. Stride Freq. [Hz]	2.3	2.4	2.3	2.2	2.3	2.3	2.3	2.2
Avg. Stride Length [m]	6.1	7.5	7.7	7.6	7.4	7.5	7.5	7.2



- [] Ranking at each section and finish
- .-.- No data available at this section
- NA No data available



Horse/Jockey Name	Sea Raider
Final Rank	9
Fastest Section Time (Section)	0:11.17 (1400m)
Top Speed [km/h] (Section)	65.6 (1400m)
Race State	Finished



Doomben QLD Professional

Race 6: BECOME A BRC MEMBER OPEN Handicap - 1630m

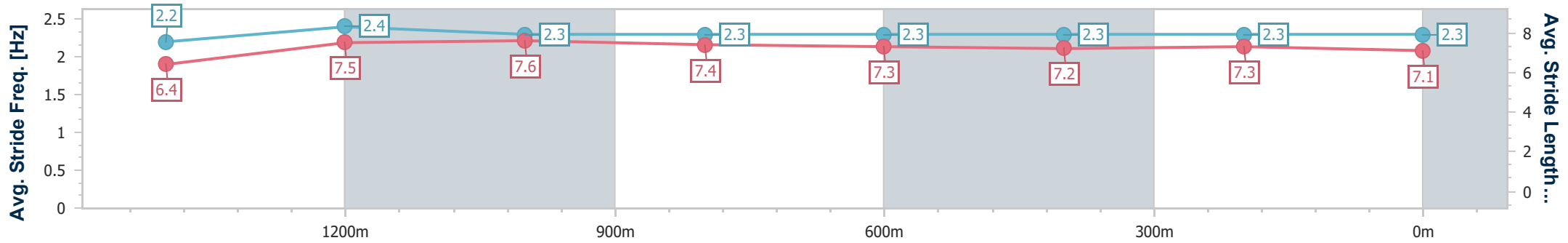
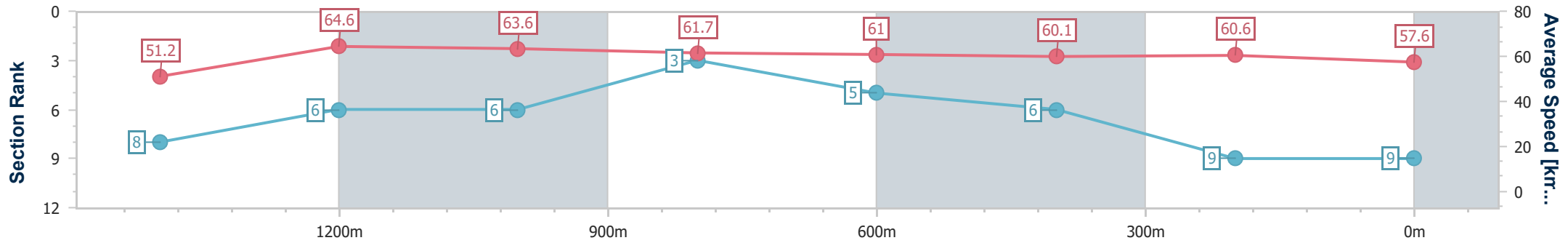
03 August 2024 - 14:34

Track Rating: Soft 5, Weather: Fine, Rail Position: +4.5m Entire



BRISBANE RACING CLUB

Section	Overall	1400m	1200m	1000m	800m	600m	400m	200m
Section Times	1:38.58 [9] (0:16.14)	1:22.44 [8] (0:11.17)	1:11.27 [6] (0:11.32)	0:59.95 [6] (0:11.69)	0:48.26 [3] (0:11.88)	0:36.38 [5] (0:12.02)	0:24.36 [6] (0:11.87)	0:12.49 [9] (0:12.49)
Average Speed [km/h]	51.2	64.6	63.6	61.7	61.0	60.1	60.6	57.6
Top Speed [km/h]	63.3	65.6	64.8	62.5	62.0	61.5	61.4	60.5
Avg. Dist. to Rail [m]	0.8	0.8	2.6	1.6	1.3	0.6	1.5	2.3
Avg. Stride Freq. [Hz]	2.2	2.4	2.3	2.3	2.3	2.3	2.3	2.3
Avg. Stride Length [m]	6.4	7.5	7.6	7.4	7.3	7.2	7.3	7.1



- [] Ranking at each section and finish
- .-.- No data available at this section
- NA No data available



Horse/Jockey Name	Navas Two
Final Rank	10
Fastest Section Time (Section)	0:11.25 (1400m)
Top Speed [km/h] (Section)	64.9 (1400m)
Race State	Finished



Doomben QLD Professional

Race 6: BECOME A BRC MEMBER OPEN Handicap - 1630m

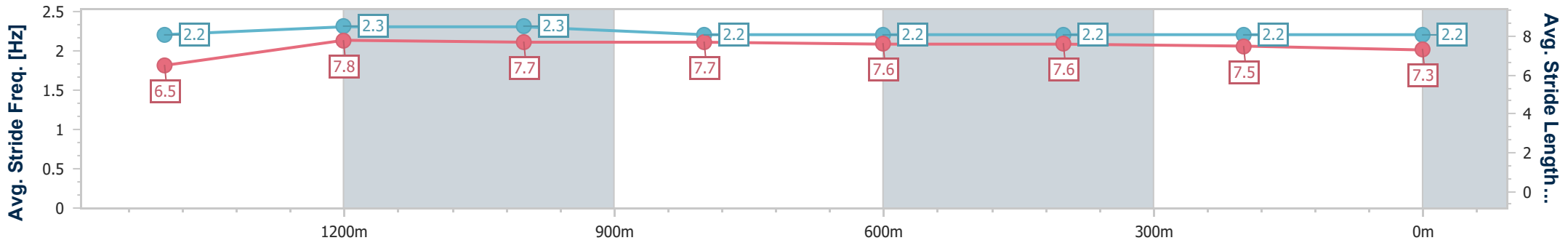
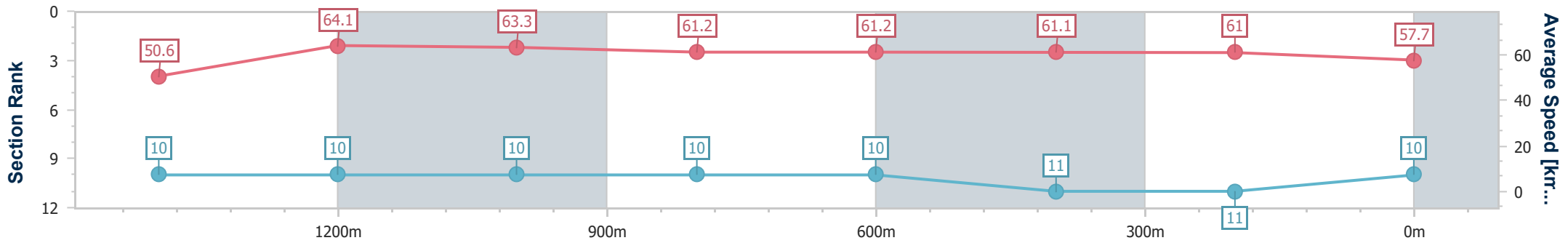
03 August 2024 - 14:34

Track Rating: Soft 5, Weather: Fine, Rail Position: +4.5m Entire



BRISBANE RACING CLUB

Section	Overall	1400m	1200m	1000m	800m	600m	400m	200m
Section Times	1:38.80 [10] (0:16.42)	1:22.38 [10] (0:11.25)	1:11.13 [10] (0:11.40)	0:59.73 [10] (0:11.79)	0:47.94 [10] (0:11.82)	0:36.12 [10] (0:11.84)	0:24.28 [11] (0:11.82)	0:12.46 [11] (0:12.46)
Average Speed [km/h]	50.6	64.1	63.3	61.2	61.2	61.1	61.0	57.7
Top Speed [km/h]	64.9	64.9	63.9	62.7	61.6	61.5	62.1	60.7
Avg. Dist. to Rail [m]	1.9	0.9	2.0	1.3	0.7	0.9	0.6	0.7
Avg. Stride Freq. [Hz]	2.2	2.3	2.3	2.2	2.2	2.2	2.2	2.2
Avg. Stride Length [m]	6.5	7.8	7.7	7.7	7.6	7.6	7.5	7.3



- [] Ranking at each section and finish
- .-.- No data available at this section
- NA No data available



Horse/Jockey Name	Ita
Final Rank	11
Fastest Section Time (Section)	0:11.27 (1400m)
Top Speed [km/h] (Section)	66.3 (1400m)
Race State	Finished



Doomben QLD Professional

Race 6: BECOME A BRC MEMBER OPEN Handicap - 1630m

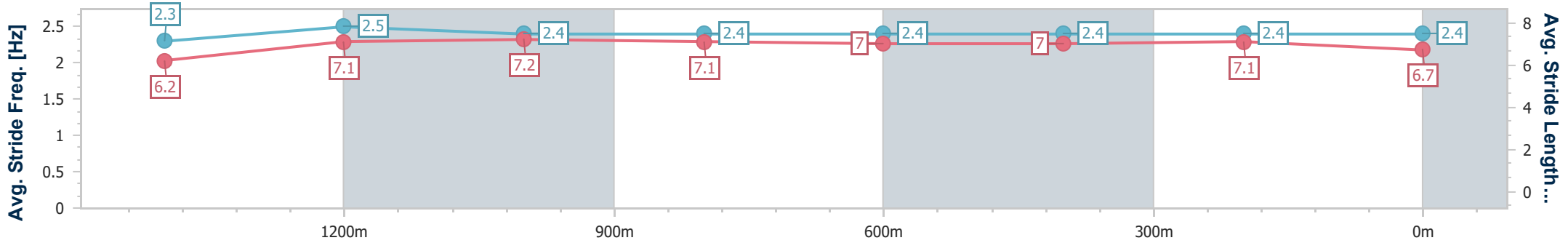
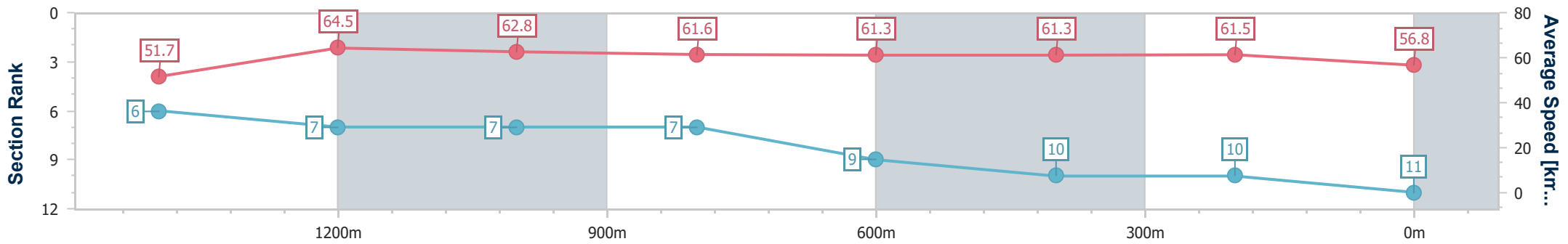
03 August 2024 - 14:34

Track Rating: Soft 5, Weather: Fine, Rail Position: +4.5m Entire



BRISBANE RACING CLUB

Section	Overall	1400m	1200m	1000m	800m	600m	400m	200m
Section Times	1:38.82 [11] (0:16.06)	1:22.76 [6] (0:11.27)	1:11.49 [7] (0:11.48)	1:00.01 [7] (0:11.78)	0:48.23 [7] (0:11.89)	0:36.34 [9] (0:11.88)	0:24.46 [10] (0:11.78)	0:12.68 [10] (0:12.68)
Average Speed [km/h]	51.7	64.5	62.8	61.6	61.3	61.3	61.5	56.8
Top Speed [km/h]	63.9	66.3	63.8	62.9	62.5	61.9	63.0	61.1
Avg. Dist. to Rail [m]	3.3	2.2	4.4	3.2	2.4	2.0	4.4	6.8
Avg. Stride Freq. [Hz]	2.3	2.5	2.4	2.4	2.4	2.4	2.4	2.4
Avg. Stride Length [m]	6.2	7.1	7.2	7.1	7.0	7.0	7.1	6.7



- [] Ranking at each section and finish
- .-.- No data available at this section
- NA No data available



Doomben QLD Professional

Race 7: U&U RECRUITMENT OPEN Handicap - 1050m

03 August 2024 - 15:10



BRISBANE
RACING CLUB

Track Rating: Soft 5, Weather: Fine, Rail Position: +4.5m Entire

Section													Last 600m	
Field Times		Overall	1000m	800m	600m	400m	200m						0:32.98	
		0:59.28 (0:04.96)	0:54.32 (0:10.91)	0:43.41 (0:10.43)	0:32.98 (0:10.83)	0:22.15 (0:10.72)	0:11.43 (0:11.43)							
Rank	TAB	Horse/Jockey	Barrier	Top Speed [km/h]	Fastest Section								Margin	Distance Travelled [m]
1	8	VODKA MARTINI Emily Lang	1	69.9 800m	0:04.96 Overall	0:59.28 [1] (0:04.96)	0:54.32 [1] (0:10.91)	0:43.41 [1] (0:10.43)	0:32.98 [1] (0:10.83)	0:22.15 [1] (0:10.72)	0:11.43 [1] (0:11.43)	0:59.28	0:32.98	
2	5	HARDWARE LANE Kyle Wilson-Taylor	3	69.2 1000m	0:05.53 Overall	0:59.65 [2] (0:05.53)	0:54.12 [10] (0:10.56)	0:43.56 [5] (0:10.54)	0:33.02 [5] (0:10.78)	0:22.24 [5] (0:10.76)	0:11.48 [2] (0:11.48)	2.19L	0:33.02	+1
3	3	BOOM TORQUE James Orman	7	69.9 400m	0:05.58 Overall	0:59.85 [3] (0:05.58)	0:54.27 [11] (0:11.03)	0:43.24 [10] (0:10.81)	0:32.43 [10] (0:10.79)	0:21.64 [9] (0:10.52)	0:11.12 [9] (0:11.12)	3.38L	0:32.43	+4
4	4	SITUATION ROOM Cejay Graham	9	69.6 600m	0:05.15 Overall	0:59.88 [4] (0:05.15)	0:54.73 [3] (0:11.12)	0:43.61 [6] (0:10.72)	0:32.89 [6] (0:10.82)	0:22.07 [6] (0:10.71)	0:11.36 [6] (0:11.36)	3.54L	0:32.89	+7
5	10	KANAZAWA Nikita Beriman	10	69.0 400m	0:05.16 Overall	1:00.01 [5] (0:05.16)	0:54.85 [4] (0:11.28)	0:43.57 [8] (0:10.72)	0:32.85 [8] (0:10.79)	0:22.06 [7] (0:10.60)	0:11.46 [7] (0:11.46)	4.31L	0:32.85	+4
6	12	HAKKAI MARU Tahlia Fenlon	6	69.8 400m	0:05.38 Overall	1:00.05 [6] (0:05.38)	0:54.67 [9] (0:11.17)	0:43.50 [9] (0:10.75)	0:32.75 [9] (0:10.98)	0:21.77 [10] (0:10.49)	0:11.28 [10] (0:11.28)	4.58L	0:32.75	-1
7	1	BRUDENELL Andrew Mallyon	2	70.7 800m	0:05.16 Overall	1:00.07 [7] (0:05.16)	0:54.91 [4] (0:10.83)	0:44.08 [4] (0:10.56)	0:33.52 [4] (0:10.85)	0:22.67 [4] (0:10.88)	0:11.79 [5] (0:11.79)	4.68L	0:33.52	+5
8	2	RUBIQUITOUS Cody Collis	5	70.7 1000m	0:05.20 Overall	1:00.19 [8] (0:05.20)	0:54.99 [6] (0:10.76)	0:44.23 [3] (0:10.46)	0:33.77 [3] (0:10.80)	0:22.97 [3] (0:11.04)	0:11.93 [4] (0:11.93)	5.36L	0:33.77	+2
9	9	NORTHERN EXPRESS Taylor Marshall	8	70.0 400m	0:05.26 Overall	1:00.25 [9] (0:05.26)	0:54.99 [8] (0:11.41)	0:43.58 [11] (0:10.88)	0:32.70 [11] (0:10.88)	0:21.82 [11] (0:10.62)	0:11.20 [11] (0:11.20)	5.74L	0:32.70	+6
10	15	ECONOMICS Angela Jones	11	71.1 1000m	0:05.24 Overall	1:00.36 [10] (0:05.24)	0:55.12 [7] (0:10.65)	0:44.47 [2] (0:10.41)	0:34.06 [2] (0:10.91)	0:23.15 [2] (0:10.96)	0:12.19 [3] (0:12.19)	6.41L	0:34.06	+9

Scratched: Rejoiced (#14), Osamu (#11), Ovidius (#7), Mahbaby (#13), King Klaus (#6)

[] Ranking at each section and finish
 -:-:- No data available at this section
 NA No data available

SCN Saddle cloth number
 DNF Did not finish
 DNT Did not track



Doomben QLD Professional

Race 7: U&U RECRUITMENT OPEN Handicap - 1050m

03 August 2024 - 15:10



BRISBANE
RACING CLUB

Track Rating: Soft 5, Weather: Fine, Rail Position: +4.5m Entire

Section	Overall	1000m	800m	600m	400m	200m	Last 600m
Field Times	0:59.28 (0:04.96)	0:54.32 (0:10.91)	0:43.41 (0:10.43)	0:32.98 (0:10.83)	0:22.15 (0:10.72)	0:11.43 (0:11.43)	0:32.98

Rank	TAB	Horse/Jockey	Barrier	Top Speed [km/h]	Fastest Section	Margin	Distance Travelled [m]
11	16	GLORIOUS RUBY	4	68.4	0:05.11	1:00.38 [11]	
		Samantha Collett		400m	Overall	0:05.11	

Scratched: Rejoiced (#14), Osamu (#11), Ovidius (#7), Mahbaby (#13), King Klaus (#6)



Horse/Jockey Name	Vodka Martini
Final Rank	1
Fastest Section Time (Section)	0:04.96 (Overall)
Top Speed [km/h] (Section)	69.9 (800m)
Race State	Finished



Doomben QLD Professional

Race 7: U&U RECRUITMENT OPEN Handicap - 1050m

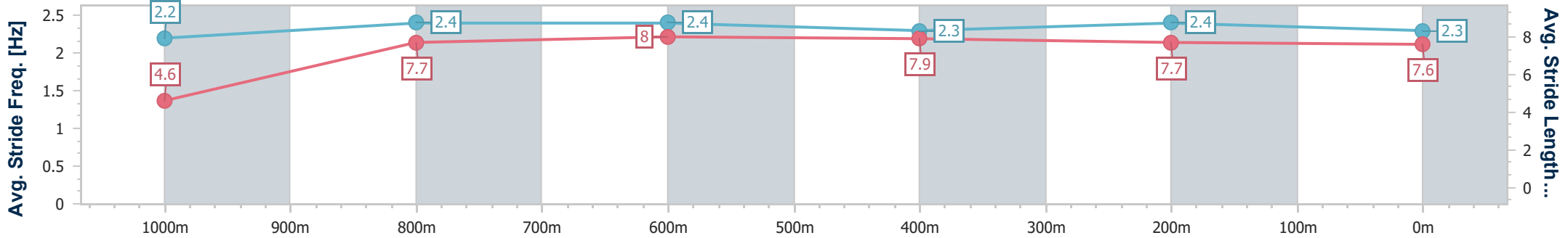
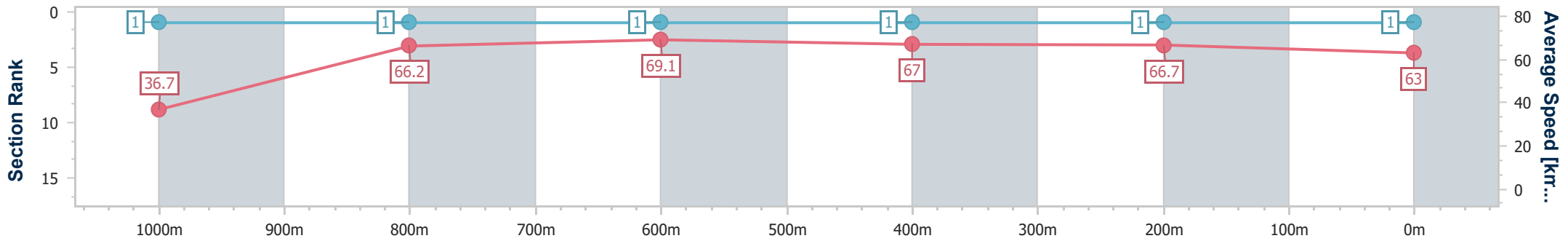
03 August 2024 - 15:10

Track Rating: Soft 5, Weather: Fine, Rail Position: +4.5m Entire



BRISBANE RACING CLUB

Section	Overall	1000m	800m	600m	400m	200m
Section Times	0:59.28 [1] (0:04.96)	0:54.32 [1] (0:10.91)	0:43.41 [1] (0:10.43)	0:32.98 [1] (0:10.83)	0:22.15 [1] (0:10.72)	0:11.43 [1] (0:11.43)
Average Speed [km/h]	36.7	66.2	69.1	67.0	66.7	63.0
Top Speed [km/h]	59.6	69.2	69.9	68.5	68.6	66.5
Avg. Dist. to Rail [m]	1.6	1.0	0.8	1.3	1.1	1.2
Avg. Stride Freq. [Hz]	2.2	2.4	2.4	2.3	2.4	2.3
Avg. Stride Length [m]	4.6	7.7	8.0	7.9	7.7	7.6



- [] Ranking at each section and finish
- .-.- No data available at this section
- NA No data available



Horse/Jockey Name	Hardware Lane
Final Rank	2
Fastest Section Time (Section)	0:05.53 (Overall)
Top Speed [km/h] (Section)	69.2 (1000m)
Race State	Finished



Doomben QLD Professional

Race 7: U&U RECRUITMENT OPEN Handicap - 1050m

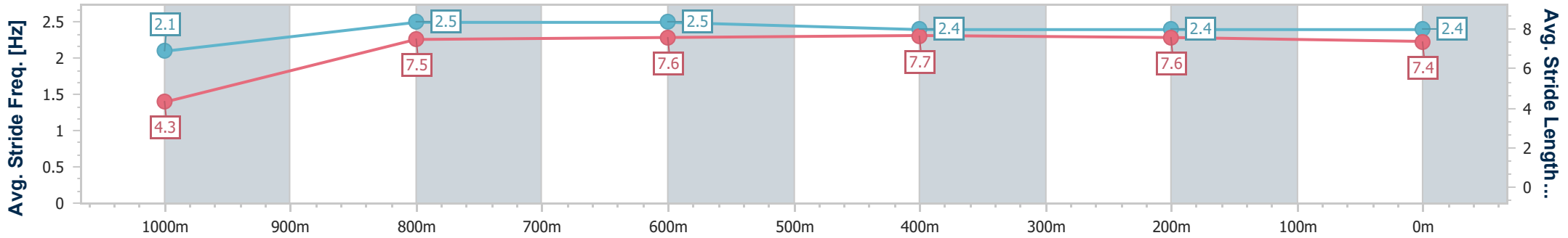
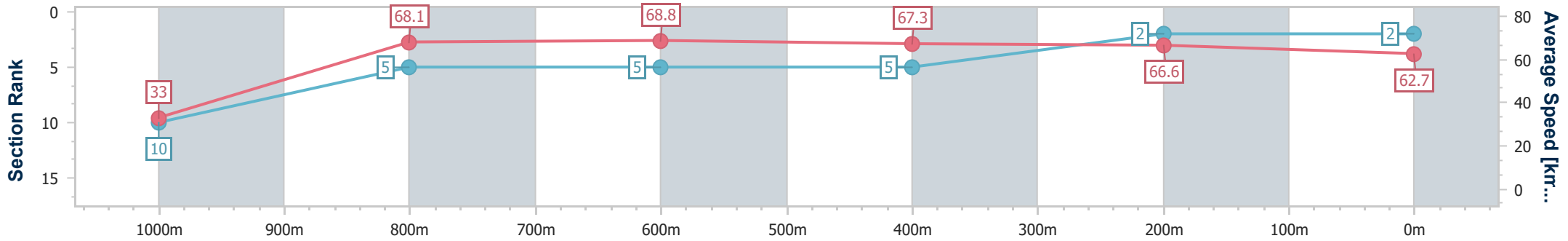
03 August 2024 - 15:10

Track Rating: Soft 5, Weather: Fine, Rail Position: +4.5m Entire



BRISBANE RACING CLUB

Section	Overall	1000m	800m	600m	400m	200m
Section Times	0:59.65 [2] (0:05.53)	0:54.12 [10] (0:10.56)	0:43.56 [5] (0:10.54)	0:33.02 [5] (0:10.78)	0:22.24 [5] (0:10.76)	0:11.48 [2] (0:11.48)
Average Speed [km/h]	33.0	68.1	68.8	67.3	66.6	62.7
Top Speed [km/h]	59.8	69.2	69.0	68.8	67.8	66.1
Avg. Dist. to Rail [m]	1.8	1.2	2.3	2.4	1.9	0.6
Avg. Stride Freq. [Hz]	2.1	2.5	2.5	2.4	2.4	2.4
Avg. Stride Length [m]	4.3	7.5	7.6	7.7	7.6	7.4



- [] Ranking at each section and finish
- .-.- No data available at this section
- NA No data available



Horse/Jockey Name	Boom Torque
Final Rank	3
Fastest Section Time (Section)	0:05.58 (Overall)
Top Speed [km/h] (Section)	69.9 (400m)
Race State	Finished

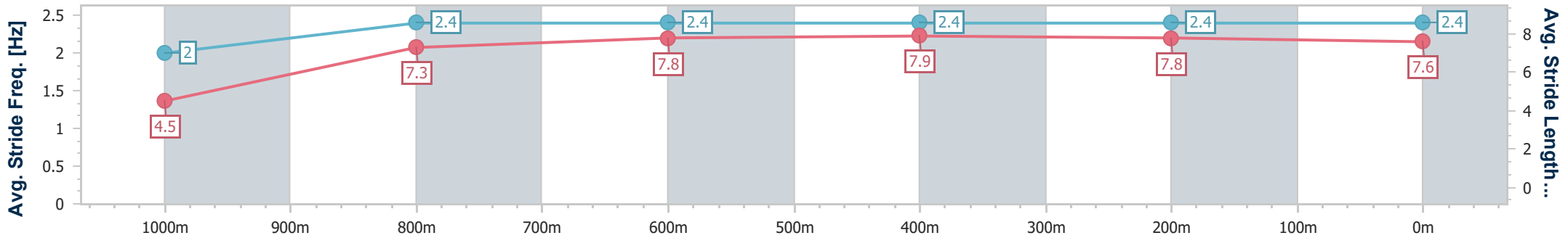
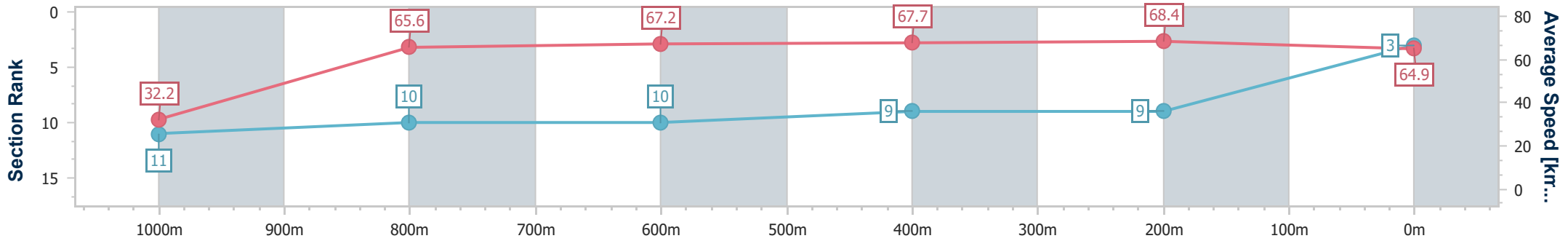


Doomben QLD Professional
Race 7: U&U RECRUITMENT OPEN Handicap - 1050m
 03 August 2024 - 15:10
 Track Rating: Soft 5, Weather: Fine, Rail Position: +4.5m Entire



BRISBANE
RACING CLUB

Section	Overall	1000m	800m	600m	400m	200m
Section Times	0:59.85 [3] (0:05.58)	0:54.27 [11] (0:11.03)	0:43.24 [10] (0:10.81)	0:32.43 [10] (0:10.79)	0:21.64 [9] (0:10.52)	0:11.12 [9]
Average Speed [km/h]	32.2	65.6	67.2	67.7	68.4	64.9
Top Speed [km/h]	57.0	69.3	69.2	67.8	69.9	67.5
Avg. Dist. to Rail [m]	6.4	1.3	2.5	2.1	3.8	7.9
Avg. Stride Freq. [Hz]	2.0	2.4	2.4	2.4	2.4	2.4
Avg. Stride Length [m]	4.5	7.3	7.8	7.9	7.8	7.6



- [] Ranking at each section and finish
- .-.- No data available at this section
- NA No data available



Horse/Jockey Name	Situation Room
Final Rank	4
Fastest Section Time (Section)	0:05.15 (Overall)
Top Speed [km/h] (Section)	69.6 (600m)
Race State	Finished

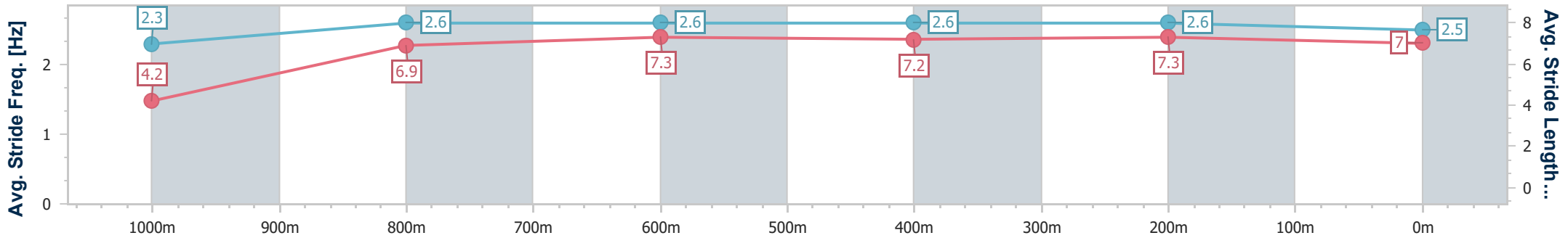
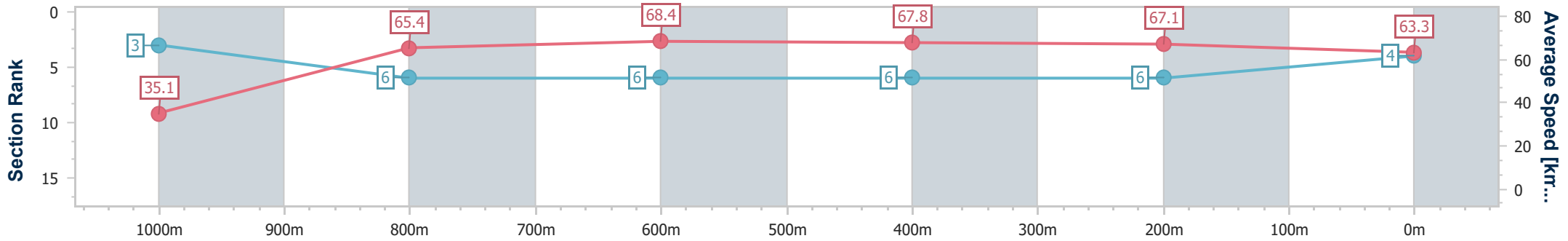


Doomben QLD Professional
Race 7: U&U RECRUITMENT OPEN Handicap - 1050m
03 August 2024 - 15:10
Track Rating: Soft 5, Weather: Fine, Rail Position: +4.5m Entire



BRISBANE
RACING CLUB

Section	Overall	1000m	800m	600m	400m	200m
Section Times	0:59.88 [4] (0:05.15)	0:54.73 [3] (0:11.12)	0:43.61 [6] (0:10.72)	0:32.89 [6] (0:10.82)	0:22.07 [6] (0:10.71)	0:11.36 [6] (0:11.36)
Average Speed [km/h]	35.1	65.4	68.4	67.8	67.1	63.3
Top Speed [km/h]	56.5	67.3	69.4	69.6	68.0	66.6
Avg. Dist. to Rail [m]	7.9	4.1	4.3	2.9	2.3	3.4
Avg. Stride Freq. [Hz]	2.3	2.6	2.6	2.6	2.6	2.5
Avg. Stride Length [m]	4.2	6.9	7.3	7.2	7.3	7.0



- [] Ranking at each section and finish
- .-.- No data available at this section
- NA No data available



Horse/Jockey Name	Kanazawa
Final Rank	5
Fastest Section Time (Section)	0:05.16 (Overall)
Top Speed [km/h] (Section)	69.0 (400m)
Race State	Finished

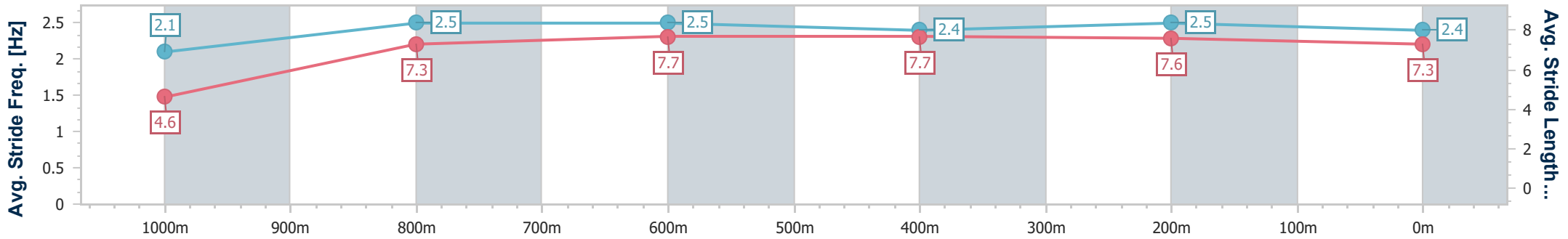
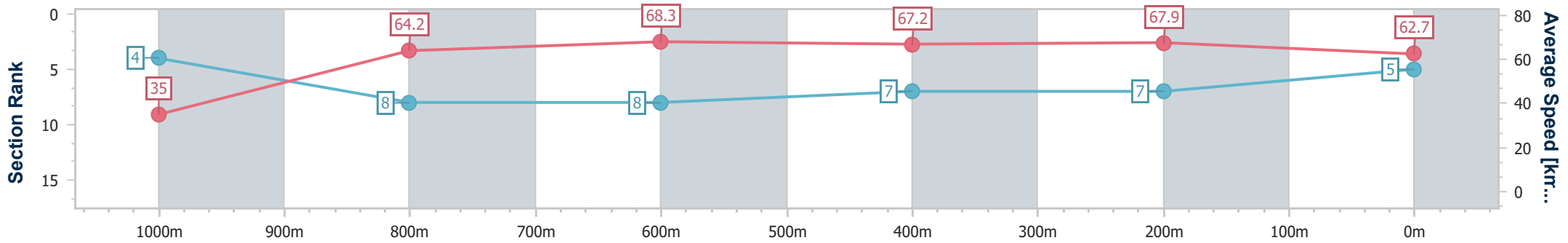


Doomben QLD Professional
Race 7: U&U RECRUITMENT OPEN Handicap - 1050m
03 August 2024 - 15:10
Track Rating: Soft 5, Weather: Fine, Rail Position: +4.5m Entire



BRISBANE
RACING CLUB

Section	Overall	1000m	800m	600m	400m	200m
Section Times	1:00.01 [5] (0:05.16)	0:54.85 [4] (0:11.28)	0:43.57 [8] (0:10.72)	0:32.85 [8] (0:10.79)	0:22.06 [7] (0:10.60)	0:11.46 [7] (0:11.46)
Average Speed [km/h]	35.0	64.2	68.3	67.2	67.9	62.7
Top Speed [km/h]	54.5	67.5	68.7	68.7	69.0	66.6
Avg. Dist. to Rail [m]	9.1	4.1	2.6	1.1	2.5	6.0
Avg. Stride Freq. [Hz]	2.1	2.5	2.5	2.4	2.5	2.4
Avg. Stride Length [m]	4.6	7.3	7.7	7.7	7.6	7.3



- [] Ranking at each section and finish
- .-.- No data available at this section
- NA No data available



Horse/Jockey Name	Hakkai Maru
Final Rank	6
Fastest Section Time (Section)	0:05.38 (Overall)
Top Speed [km/h] (Section)	69.8 (400m)
Race State	Finished

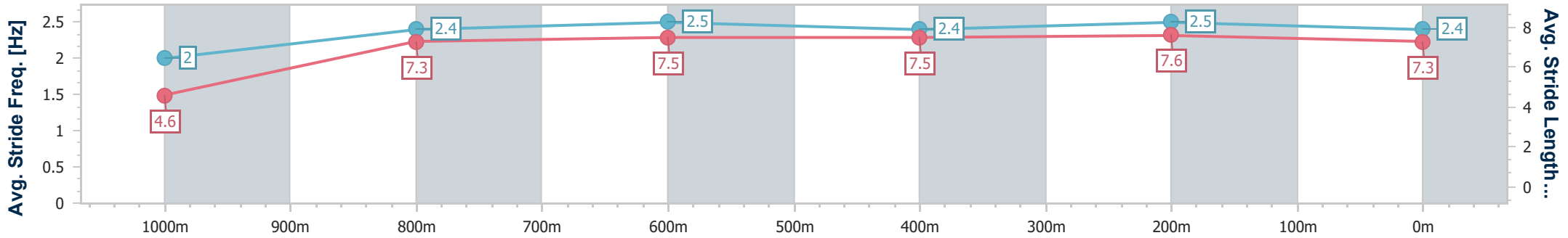
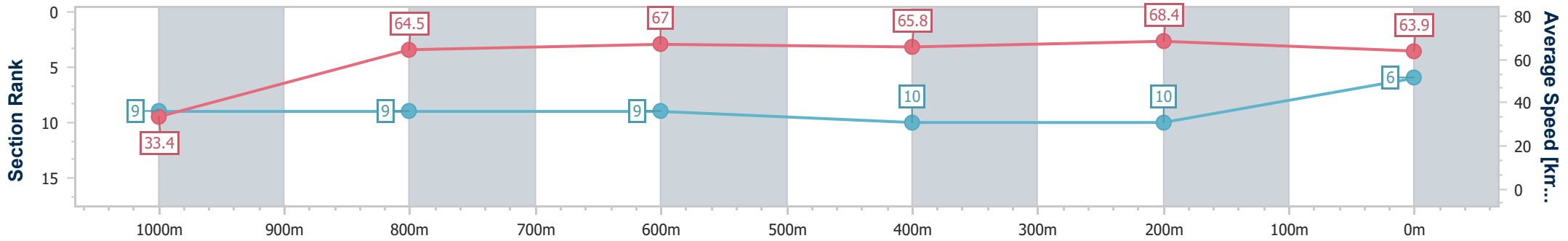


Doomben QLD Professional
 Race 7: U&U RECRUITMENT OPEN Handicap - 1050m
 03 August 2024 - 15:10
 Track Rating: Soft 5, Weather: Fine, Rail Position: +4.5m Entire



BRISBANE
 RACING CLUB

Section	Overall	1000m	800m	600m	400m	200m
Section Times	1:00.05 [6] (0:05.38)	0:54.67 [9] (0:11.17)	0:43.50 [9] (0:10.75)	0:32.75 [9] (0:10.98)	0:21.77 [10] (0:10.49)	0:11.28 [10] (0:11.28)
Average Speed [km/h]	33.4	64.5	67.0	65.8	68.4	63.9
Top Speed [km/h]	53.3	67.5	67.8	67.5	69.8	67.6
Avg. Dist. to Rail [m]	5.7	0.9	0.6	1.0	1.6	1.9
Avg. Stride Freq. [Hz]	2.0	2.4	2.5	2.4	2.5	2.4
Avg. Stride Length [m]	4.6	7.3	7.5	7.5	7.6	7.3



- [] Ranking at each section and finish
- .-.- No data available at this section
- NA No data available



Horse/Jockey Name	Brudenell
Final Rank	7
Fastest Section Time (Section)	0:05.16 (Overall)
Top Speed [km/h] (Section)	70.7 (800m)
Race State	Finished

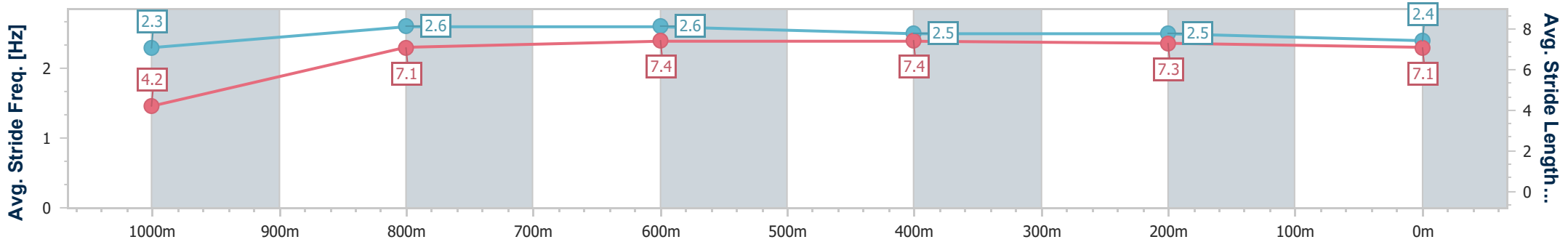
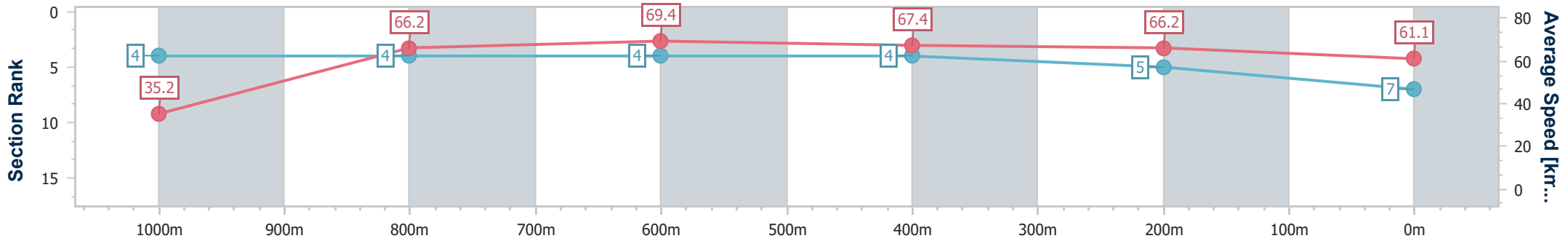


Doomben QLD Professional
Race 7: U&U RECRUITMENT OPEN Handicap - 1050m
03 August 2024 - 15:10
Track Rating: Soft 5, Weather: Fine, Rail Position: +4.5m Entire



BRISBANE
 RACING CLUB

Section	Overall	1000m	800m	600m	400m	200m
Section Times	1:00.07 [7] (0:05.16)	0:54.91 [4] (0:10.83)	0:44.08 [4] (0:10.56)	0:33.52 [4] (0:10.85)	0:22.67 [4] (0:10.88)	0:11.79 [5] (0:11.79)
Average Speed [km/h]	35.2	66.2	69.4	67.4	66.2	61.1
Top Speed [km/h]	58.4	68.2	70.7	69.7	68.3	64.2
Avg. Dist. to Rail [m]	0.8	0.4	3.0	3.0	2.0	0.9
Avg. Stride Freq. [Hz]	2.3	2.6	2.6	2.5	2.5	2.4
Avg. Stride Length [m]	4.2	7.1	7.4	7.4	7.3	7.1



- [] Ranking at each section and finish
- .-.- No data available at this section
- NA No data available



Horse/Jockey Name	Rubiquitous
Final Rank	8
Fastest Section Time (Section)	0:05.20 (Overall)
Top Speed [km/h] (Section)	70.7 (1000m)
Race State	Finished

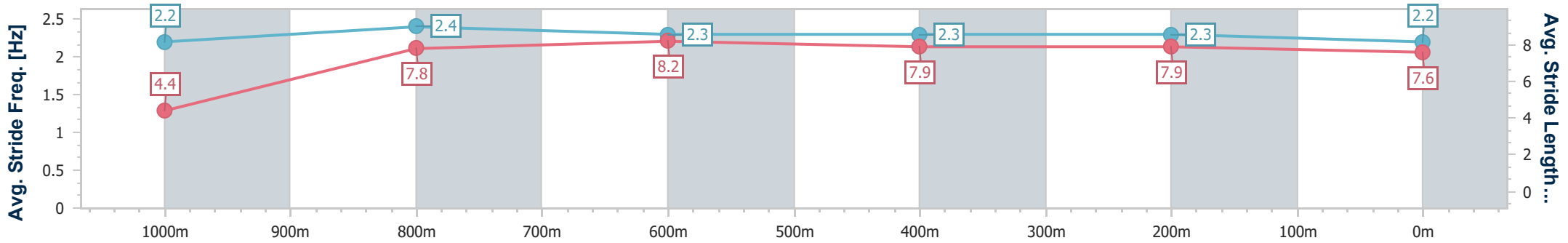
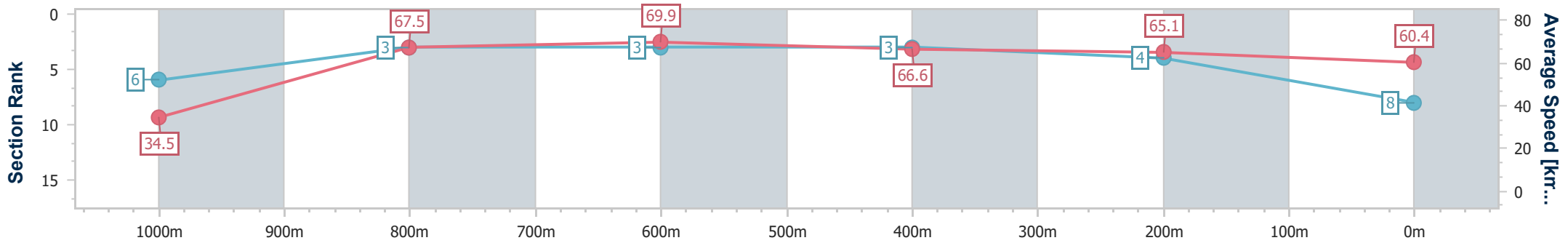


Doomben QLD Professional
Race 7: U&U RECRUITMENT OPEN Handicap - 1050m
03 August 2024 - 15:10
Track Rating: Soft 5, Weather: Fine, Rail Position: +4.5m Entire



BRISBANE
RACING CLUB

Section	Overall	1000m	800m	600m	400m	200m
Section Times	1:00.19 [8] (0:05.20)	0:54.99 [6] (0:10.76)	0:44.23 [3] (0:10.46)	0:33.77 [3] (0:10.80)	0:22.97 [3] (0:11.04)	0:11.93 [4] (0:11.93)
Average Speed [km/h]	34.5	67.5	69.9	66.6	65.1	60.4
Top Speed [km/h]	58.3	70.7	70.7	68.2	65.8	64.7
Avg. Dist. to Rail [m]	5.1	3.6	2.4	0.9	1.0	1.1
Avg. Stride Freq. [Hz]	2.2	2.4	2.3	2.3	2.3	2.2
Avg. Stride Length [m]	4.4	7.8	8.2	7.9	7.9	7.6



- [] Ranking at each section and finish
- .-.- No data available at this section
- NA No data available



Horse/Jockey Name	Northern Express
Final Rank	9
Fastest Section Time (Section)	0:05.26 (Overall)
Top Speed [km/h] (Section)	70.0 (400m)
Race State	Finished

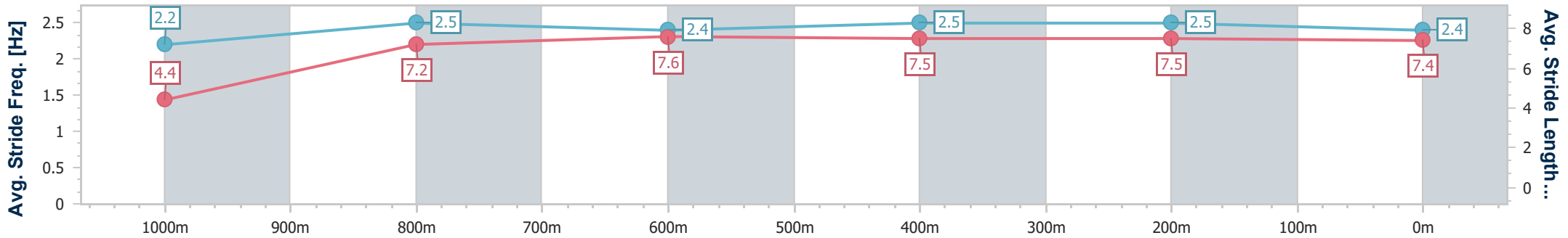
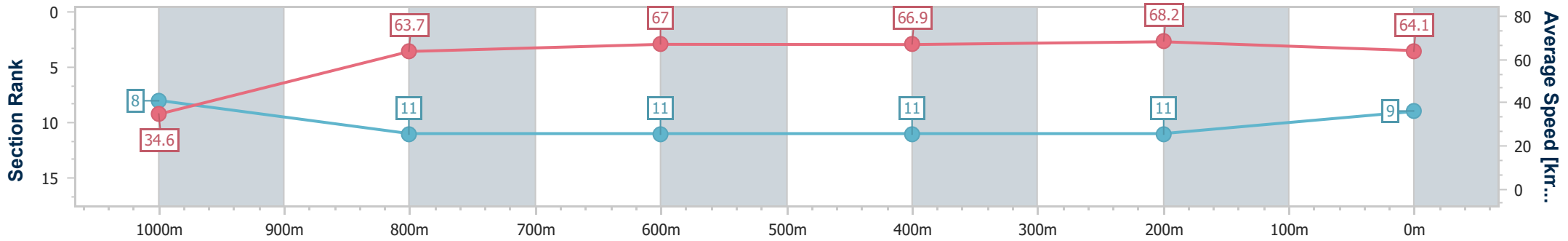


Doomben QLD Professional
Race 7: U&U RECRUITMENT OPEN Handicap - 1050m
03 August 2024 - 15:10
Track Rating: Soft 5, Weather: Fine, Rail Position: +4.5m Entire



BRISBANE
RACING CLUB

Section	Overall	1000m	800m	600m	400m	200m
Section Times	1:00.25 [9] (0:05.26)	0:54.99 [8] (0:11.41)	0:43.58 [11] (0:10.88)	0:32.70 [11] (0:10.88)	0:21.82 [11] (0:10.62)	0:11.20 [11] (0:11.20)
Average Speed [km/h]	34.6	63.7	67.0	66.9	68.2	64.1
Top Speed [km/h]	55.6	67.6	68.0	68.1	70.0	68.4
Avg. Dist. to Rail [m]	7.0	3.2	2.6	2.4	1.2	3.3
Avg. Stride Freq. [Hz]	2.2	2.5	2.4	2.5	2.5	2.4
Avg. Stride Length [m]	4.4	7.2	7.6	7.5	7.5	7.4



- [] Ranking at each section and finish
- .-.- No data available at this section
- NA No data available



Horse/Jockey Name	Economics
Final Rank	10
Fastest Section Time (Section)	0:05.24 (Overall)
Top Speed [km/h] (Section)	71.1 (1000m)
Race State	Finished

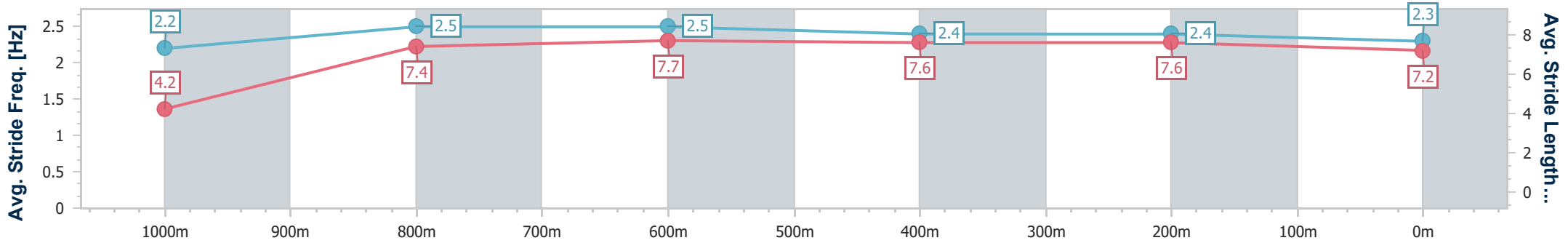
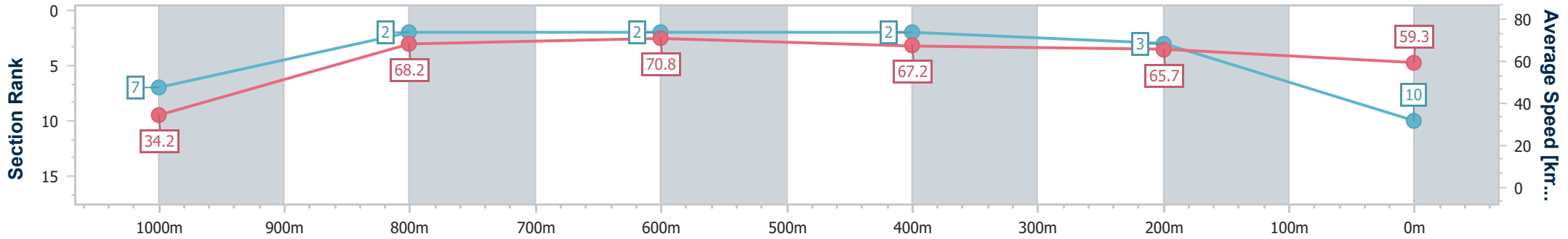


Doomben QLD Professional
Race 7: U&U RECRUITMENT OPEN Handicap - 1050m
03 August 2024 - 15:10
Track Rating: Soft 5, Weather: Fine, Rail Position: +4.5m Entire



BRISBANE
RACING CLUB

Section	Overall	1000m	800m	600m	400m	200m
Section Times	1:00.36 [10] (0:05.24)	0:55.12 [7] (0:10.65)	0:44.47 [2] (0:10.41)	0:34.06 [2] (0:10.91)	0:23.15 [2] (0:10.96)	0:12.19 [3] (0:12.19)
Average Speed [km/h]	34.2	68.2	70.8	67.2	65.7	59.3
Top Speed [km/h]	59.5	71.1	71.0	69.8	67.0	63.3
Avg. Dist. to Rail [m]	10.2	4.7	4.5	3.7	1.1	0.7
Avg. Stride Freq. [Hz]	2.2	2.5	2.5	2.4	2.4	2.3
Avg. Stride Length [m]	4.2	7.4	7.7	7.6	7.6	7.2



- [] Ranking at each section and finish
- .-.- No data available at this section
- NA No data available



Horse/Jockey Name	Glorious Ruby
Final Rank	11
Fastest Section Time (Section)	0:05.11 (Overall)
Top Speed [km/h] (Section)	68.4 (400m)
Race State	Finished

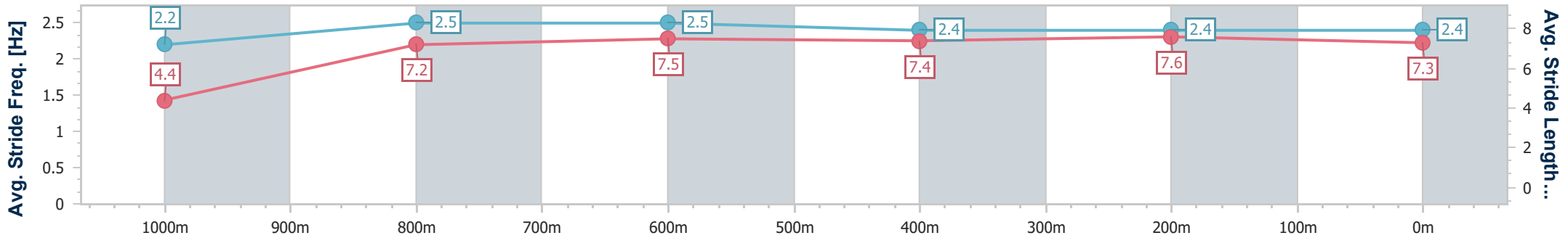
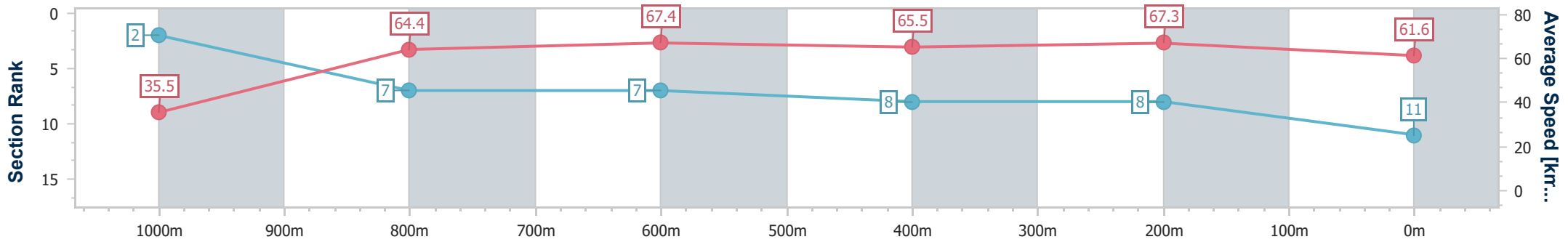


Doomben QLD Professional
 Race 7: U&U RECRUITMENT OPEN Handicap - 1050m
 03 August 2024 - 15:10
 Track Rating: Soft 5, Weather: Fine, Rail Position: +4.5m Entire



BRISBANE
 RACING CLUB

Section	Overall	1000m	800m	600m	400m	200m
Section Times	1:00.38 [11] (0:05.11)	0:55.27 [2] (0:11.19)	0:44.08 [7] (0:10.70)	0:33.38 [7] (0:10.99)	0:22.39 [8] (0:10.68)	0:11.71 [8]
Average Speed [km/h]	35.5	64.4	67.4	65.5	67.3	61.6
Top Speed [km/h]	55.8	67.5	67.8	67.8	68.4	66.6
Avg. Dist. to Rail [m]	4.1	0.9	0.3	0.7	1.2	1.8
Avg. Stride Freq. [Hz]	2.2	2.5	2.5	2.4	2.4	2.4
Avg. Stride Length [m]	4.4	7.2	7.5	7.4	7.6	7.3



- [] Ranking at each section and finish
- .-.- No data available at this section
- NA No data available



Doomben QLD Professional
Race 8: THE GIBSON Class 6 Plate - 1350m
03 August 2024 - 15:48



BRISBANE
RACING CLUB

Track Rating: Soft 5, Weather: Fine, Rail Position: +4.5m Entire

Section		Overall	1200m	1000m	800m	600m	400m	Last 600m				
Field Times		1:18.69 (0:10.69)	1:08.00 (0:10.47)	0:57.53 (0:10.86)	0:46.67 (0:11.43)	0:35.24 (0:11.73)	0:23.51 (0:11.69)	0:35.24				
Rank	TAB Horse/Jockey	Barrier	Top Speed [km/h]	Fastest Section	Distance Travelled [m]							
1	9 ROCKRIBBED Ryan Maloney	2	69.1 1200m	0:10.62 1200m	1:18.69 [1] (0:10.79)	1:07.90 [4] (0:10.62)	0:57.28 [4] (0:10.93)	0:46.35 [3] (0:11.29)	0:35.06 [3] (0:11.70)	0:23.36 [3] (0:11.58)	0:35.06	
2	15 IVAN'S HERO Bailey Wheeler	1	67.9 1200m	0:10.76 1200m	1:18.70 [2] (0:10.85)	1:07.85 [6] (0:10.76)	0:57.09 [6] (0:10.98)	0:46.11 [6] (0:11.42)	0:34.69 [6] (0:11.38)	0:23.31 [5] (0:11.48)	0:34.69	-2
3	17 SPACE TRACKER Jag Guthmann-Chester	11	67.8 1200m	0:10.72 Overall	1:18.88 [3] (0:10.72)	1:08.16 [3] (0:10.78)	0:57.38 [5] (0:11.06)	0:46.32 [5] (0:11.41)	0:34.91 [5] (0:11.59)	0:23.32 [6] (0:11.31)	0:34.91	+8
4	4 WAIRERE FALLS Tahlia Fenlon	7	68.9 1200m	0:10.72 1200m	1:18.94 [4] (0:11.25)	1:07.69 [8] (0:10.72)	0:56.97 [8] (0:11.03)	0:45.94 [8] (0:11.44)	0:34.50 [8] (0:11.36)	0:23.14 [8] (0:11.43)	0:34.50	+2
5	5 ATLANTIC OCEAN James Orman	20	70.1 1200m	0:10.48 1200m	1:19.10 [5] (0:11.14)	1:07.96 [7] (0:10.48)	0:57.48 [7] (0:11.05)	0:46.43 [7] (0:11.61)	0:34.82 [7] (0:11.47)	0:23.35 [7] (0:11.38)	0:34.82	+6
6	18 TOO HARD TO REFUSE Cody Collis	6	70.5 1200m	0:10.55 1200m	1:19.22 [6] (0:10.69)	1:08.53 [1] (0:10.55)	0:57.98 [2] (0:10.88)	0:47.10 [2] (0:11.40)	0:35.70 [2] (0:11.68)	0:24.02 [2] (0:11.73)	0:35.70	-4
7	11 BOODUA ROMANCE Georgina Cartwright	9	70.8 1200m	0:10.35 1200m	1:19.65 [7] (0:10.81)	1:08.84 [5] (0:10.35)	0:58.49 [1] (0:10.86)	0:47.63 [1] (0:11.43)	0:36.20 [1] (0:11.73)	0:24.47 [1] (0:11.77)	0:36.20	+4
8	2 SAILOR'S SECRET Cejay Graham	4	69.7 1200m	0:10.59 1200m	1:20.82 [8] (0:10.71)	1:10.11 [2] (0:10.59)	0:59.52 [3] (0:11.07)	0:48.45 [4] (0:11.38)	0:37.07 [4] (0:11.63)	0:25.44 [4] (0:11.99)	0:37.07	+9

Scratched: The Catch (#19), Nishikori (#21), Manhood (#1), Self Indulgent (#13), Sweet Margot May (#10), Atmosphere (#14), Centrestone (#12), Warby (#16), Blakmax (#6), Navas Two (#7), Becamo (#20), Sec

[] Ranking at each section and finish
 -:-:- No data available at this section
 NA No data available

SCN Saddle cloth number
 DNF Did not finish
 DNT Did not track



Doomben QLD Professional
Race 8: THE GIBSON Class 6 Plate - 1350m
03 August 2024 - 15:48



BRISBANE
RACING CLUB

Track Rating: Soft 5, Weather: Fine, Rail Position: +4.5m Entire

Section				200m				Last 600m	
Field Times				0:11.82 (0:11.82)				0:35.24	
Rank	TAB	Horse/Jockey	Barrier	Top Speed [km/h]	Fastest Section	Margin			Distance Travelled [m]
1	9	ROCKRIBBED Ryan Maloney	2	69.1 1200m	0:10.62 1200m	0:11.78 [3] (0:11.78)	1:18.69		0:35.06
2	15	IVAN'S HERO Bailey Wheeler	1	67.9 1200m	0:10.76 1200m	0:11.83 [1] (0:11.83)	0.06L		0:34.69 -2
3	17	SPACE TRACKER Jag Guthmann-Chester	11	67.8 1200m	0:10.72 Overall	0:12.01 [2] (0:12.01)	1.09L		0:34.91 +8
4	4	WAIRERE FALLS Tahlia Fenlon	7	68.9 1200m	0:10.72 1200m	0:11.71 [7] (0:11.71)	1.45L		0:34.50 +2
5	5	ATLANTIC OCEAN James Orman	20	70.1 1200m	0:10.48 1200m	0:11.97 [6] (0:11.97)	2.39L		0:34.82 +6
6	18	TOO HARD TO REFUSE Cody Collis	6	70.5 1200m	0:10.55 1200m	0:12.29 [4] (0:12.29)	3.09L		0:35.70 -4
7	11	BOODUA ROMANCE Georgina Cartwright	9	70.8 1200m	0:10.35 1200m	0:12.70 [5] (0:12.70)	5.65L		0:36.20 +4
8	2	SAILOR'S SECRET Cejay Graham	4	69.7 1200m	0:10.59 1200m	0:13.45 [8] (0:13.45)	12.55L		0:37.07 +9

Scratched: The Catch (#19), Nishikori (#21), Manhood (#1), Self Indulgent (#13), Sweet Margot May (#10), Atmosphere (#14), Centrestone (#12), Warby (#16), Blakmax (#6), Navas Two (#7), Becamo (#20), Sec

[] Ranking at each section and finish
 -:-:- No data available at this section
 NA No data available

SCN Saddle cloth number
 DNF Did not finish
 DNT Did not track



Horse/Jockey Name	Rockribbed
Final Rank	1
Fastest Section Time (Section)	0:10.62 (1200m)
Top Speed [km/h] (Section)	69.1 (1200m)
Race State	Finished



Doomben QLD Professional

Race 8: THE GIBSON Class 6 Plate - 1350m

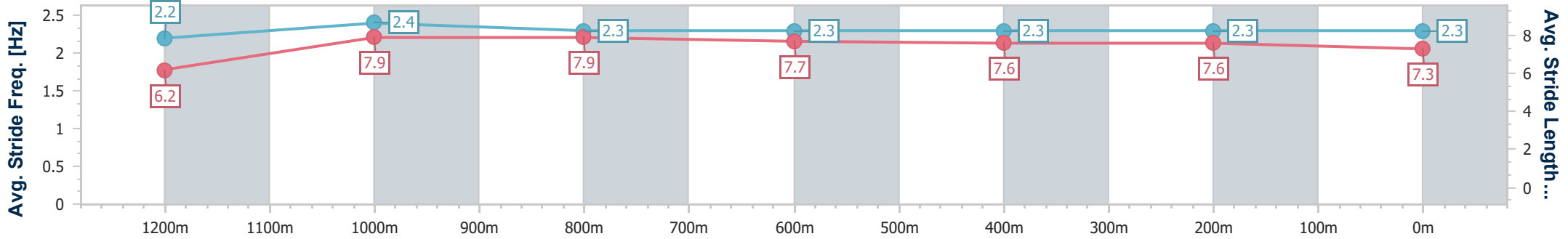
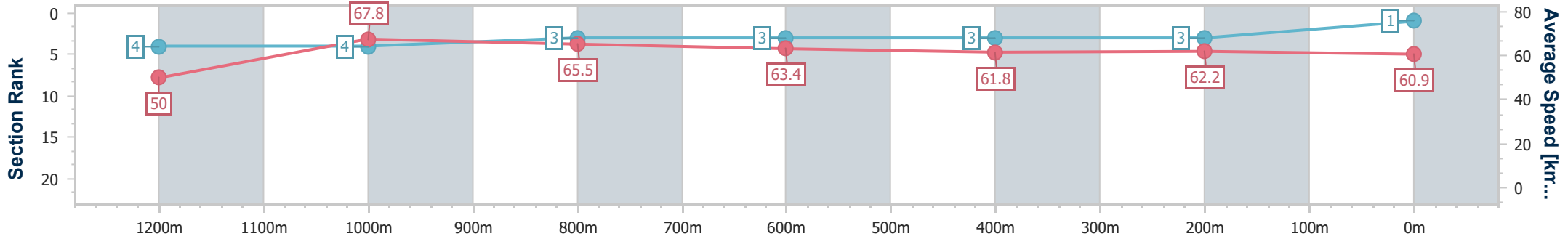
03 August 2024 - 15:48

Track Rating: Soft 5, Weather: Fine, Rail Position: +4.5m Entire



BRISBANE RACING CLUB

Section	Overall	1200m	1000m	800m	600m	400m	200m
Section Times	1:18.69 [1] (0:10.79)	1:07.90 [4] (0:10.62)	0:57.28 [4] (0:10.93)	0:46.35 [3] (0:11.29)	0:35.06 [3] (0:11.70)	0:23.36 [3] (0:11.58)	0:11.78 [3] (0:11.78)
Average Speed [km/h]	50.0	67.8	65.5	63.4	61.8	62.2	60.9
Top Speed [km/h]	67.3	69.1	67.7	64.2	64.2	64.1	63.4
Avg. Dist. to Rail [m]	2.4	1.3	2.4	1.1	0.7	1.0	2.0
Avg. Stride Freq. [Hz]	2.2	2.4	2.3	2.3	2.3	2.3	2.3
Avg. Stride Length [m]	6.2	7.9	7.9	7.7	7.6	7.6	7.3



- [] Ranking at each section and finish
- .-.- No data available at this section
- NA No data available



Horse/Jockey Name	Ivan's Hero
Final Rank	2
Fastest Section Time (Section)	0:10.76 (1200m)
Top Speed [km/h] (Section)	67.9 (1200m)
Race State	Finished



Doomben QLD Professional

Race 8: THE GIBSON Class 6 Plate - 1350m

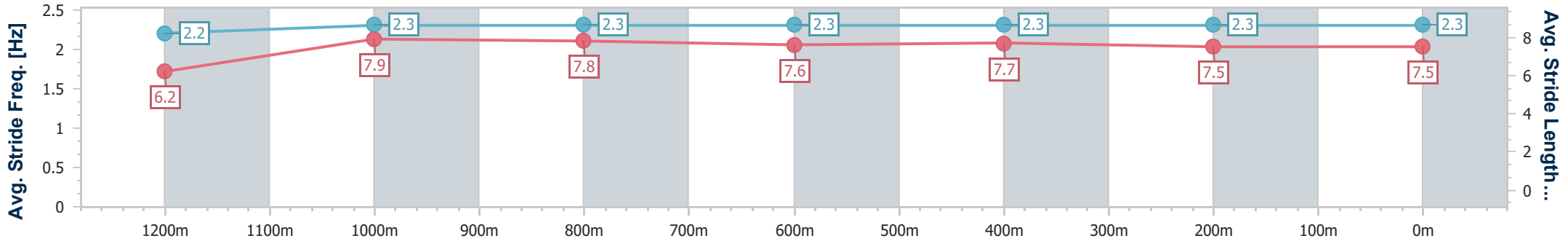
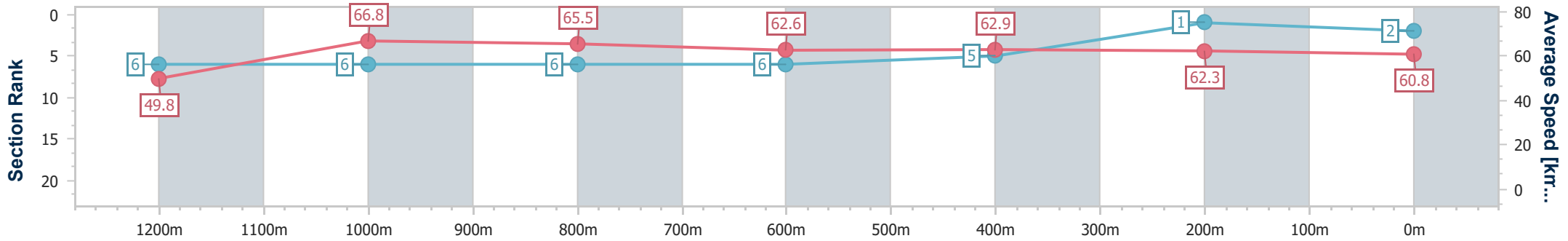
03 August 2024 - 15:48

Track Rating: Soft 5, Weather: Fine, Rail Position: +4.5m Entire



BRISBANE RACING CLUB

Section	Overall	1200m	1000m	800m	600m	400m	200m
Section Times	1:18.70 [2] (0:10.85)	1:07.85 [6] (0:10.76)	0:57.09 [6] (0:10.98)	0:46.11 [6] (0:11.42)	0:34.69 [6] (0:11.38)	0:23.31 [5] (0:11.48)	0:11.83 [1] (0:11.83)
Average Speed [km/h]	49.8	66.8	65.5	62.6	62.9	62.3	60.8
Top Speed [km/h]	65.5	67.9	67.3	64.0	65.5	64.8	63.5
Avg. Dist. to Rail [m]	1.7	1.0	1.4	0.9	1.6	0.8	0.3
Avg. Stride Freq. [Hz]	2.2	2.3	2.3	2.3	2.3	2.3	2.3
Avg. Stride Length [m]	6.2	7.9	7.8	7.6	7.7	7.5	7.5



- [] Ranking at each section and finish
- .-.- No data available at this section
- NA No data available



Horse/Jockey Name	Space Tracker
Final Rank	3
Fastest Section Time (Section)	0:10.72 (Overall)
Top Speed [km/h] (Section)	67.8 (1200m)
Race State	Finished



Doomben QLD Professional

Race 8: THE GIBSON Class 6 Plate - 1350m

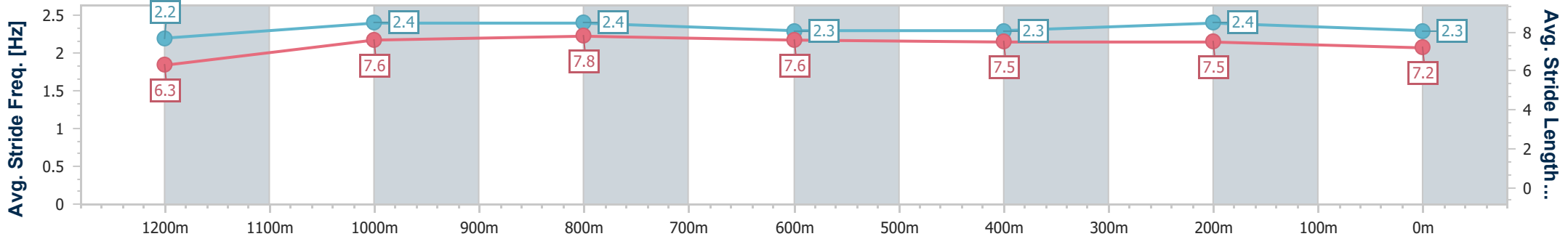
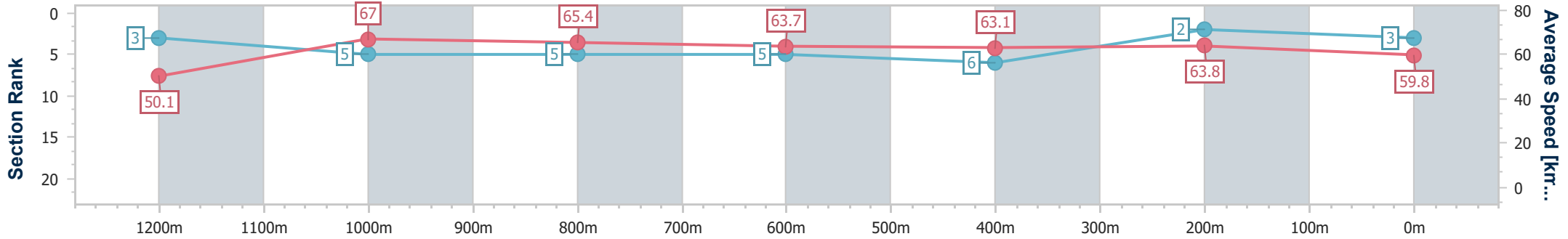
03 August 2024 - 15:48

Track Rating: Soft 5, Weather: Fine, Rail Position: +4.5m Entire



BRISBANE RACING CLUB

Section	Overall	1200m	1000m	800m	600m	400m	200m
Section Times	1:18.88 [3] (0:10.72)	1:08.16 [3] (0:10.78)	0:57.38 [5] (0:11.06)	0:46.32 [5] (0:11.41)	0:34.91 [5] (0:11.59)	0:23.32 [6] (0:11.31)	0:12.01 [2] (0:12.01)
Average Speed [km/h]	50.1	67.0	65.4	63.7	63.1	63.8	59.8
Top Speed [km/h]	67.5	67.8	67.0	64.8	64.6	65.3	63.1
Avg. Dist. to Rail [m]	6.5	3.2	2.0	1.8	2.7	2.7	2.1
Avg. Stride Freq. [Hz]	2.2	2.4	2.4	2.3	2.3	2.4	2.3
Avg. Stride Length [m]	6.3	7.6	7.8	7.6	7.5	7.5	7.2



- [] Ranking at each section and finish
- .-.- No data available at this section
- NA No data available



Horse/Jockey Name	Wairere Falls
Final Rank	4
Fastest Section Time (Section)	0:10.72 (1200m)
Top Speed [km/h] (Section)	68.9 (1200m)
Race State	Finished



Doomben QLD Professional

Race 8: THE GIBSON Class 6 Plate - 1350m

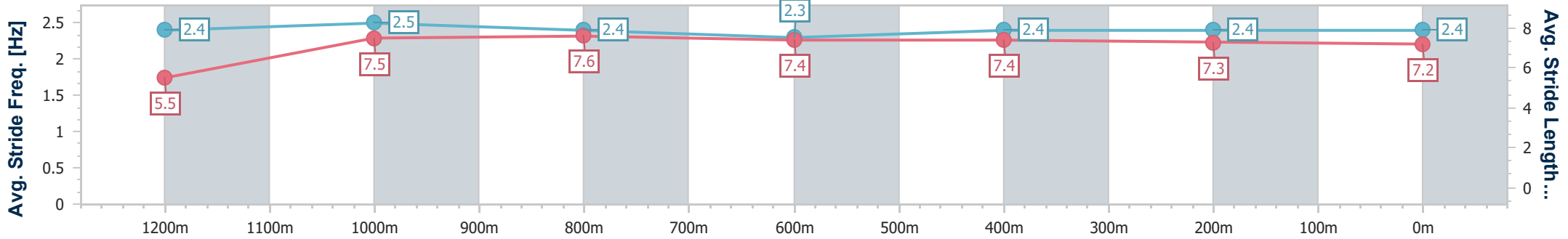
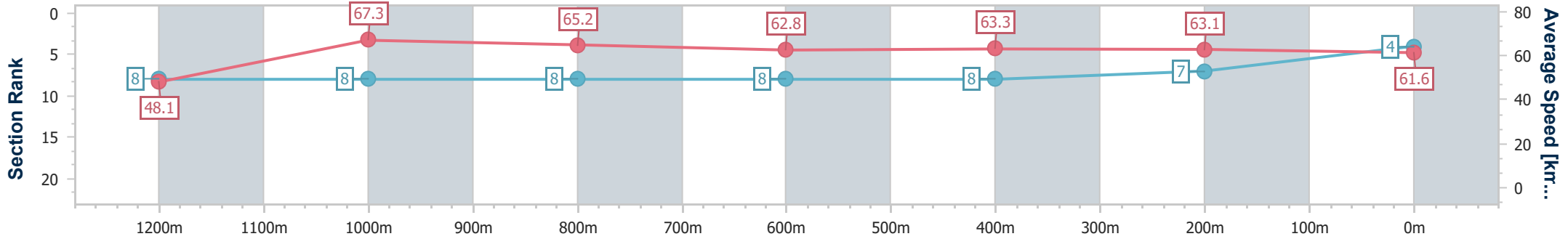
03 August 2024 - 15:48

Track Rating: Soft 5, Weather: Fine, Rail Position: +4.5m Entire



BRISBANE RACING CLUB

Section	Overall	1200m	1000m	800m	600m	400m	200m
Section Times	1:18.94 [4] (0:11.25)	1:07.69 [8] (0:10.72)	0:56.97 [8] (0:11.03)	0:45.94 [8] (0:11.44)	0:34.50 [8] (0:11.36)	0:23.14 [8] (0:11.43)	0:11.71 [7] (0:11.71)
Average Speed [km/h]	48.1	67.3	65.2	62.8	63.3	63.1	61.6
Top Speed [km/h]	66.1	68.9	67.0	64.4	64.4	64.6	64.0
Avg. Dist. to Rail [m]	3.3	0.8	1.3	0.3	0.2	4.9	5.8
Avg. Stride Freq. [Hz]	2.4	2.5	2.4	2.3	2.4	2.4	2.4
Avg. Stride Length [m]	5.5	7.5	7.6	7.4	7.4	7.3	7.2



- [] Ranking at each section and finish
- .-.- No data available at this section
- NA No data available



Horse/Jockey Name	Atlantic Ocean
Final Rank	5
Fastest Section Time (Section)	0:10.48 (1200m)
Top Speed [km/h] (Section)	70.1 (1200m)
Race State	Finished



Doomben QLD Professional
Race 8: THE GIBSON Class 6 Plate - 1350m

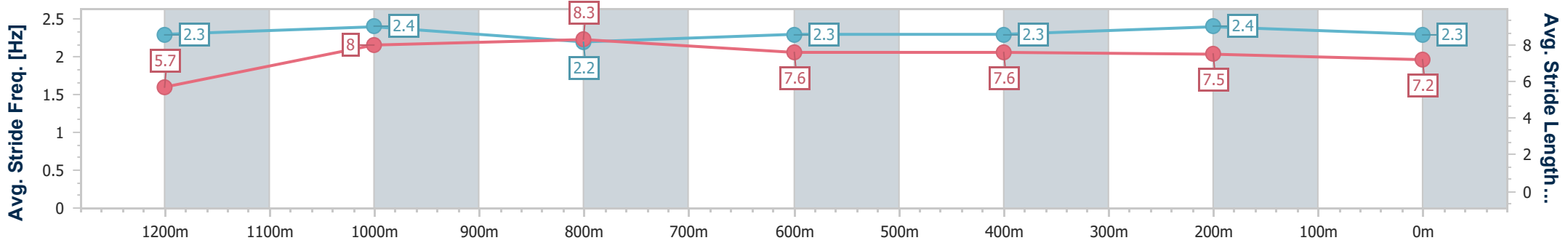
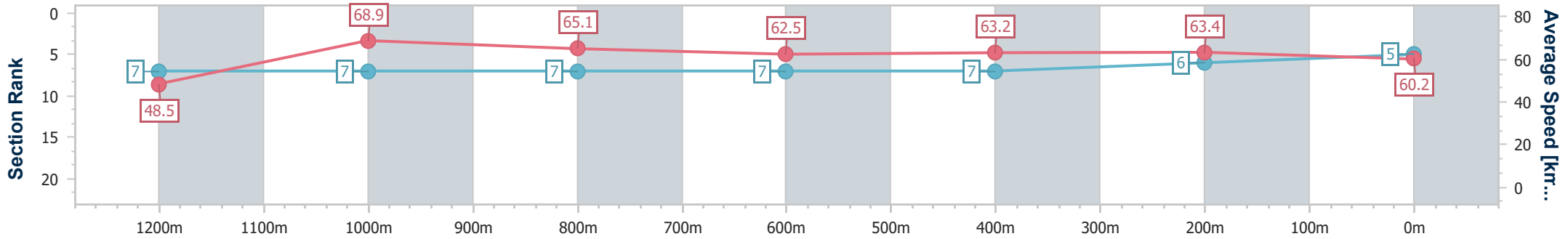
03 August 2024 - 15:48

Track Rating: Soft 5, Weather: Fine, Rail Position: +4.5m Entire



BRISBANE
RACING CLUB

Section	Overall	1200m	1000m	800m	600m	400m	200m
Section Times	1:19.10 [5] (0:11.14)	1:07.96 [7] (0:10.48)	0:57.48 [7] (0:11.05)	0:46.43 [7] (0:11.61)	0:34.82 [7] (0:11.47)	0:23.35 [7] (0:11.38)	0:11.97 [6] (0:11.97)
Average Speed [km/h]	48.5	68.9	65.1	62.5	63.2	63.4	60.2
Top Speed [km/h]	68.7	70.1	68.0	64.7	64.8	64.8	63.5
Avg. Dist. to Rail [m]	6.8	0.9	0.3	1.2	1.2	3.5	3.6
Avg. Stride Freq. [Hz]	2.3	2.4	2.2	2.3	2.3	2.4	2.3
Avg. Stride Length [m]	5.7	8.0	8.3	7.6	7.6	7.5	7.2



- [] Ranking at each section and finish
- .-.- No data available at this section
- NA No data available



Horse/Jockey Name	Too Hard To Refuse
Final Rank	6
Fastest Section Time (Section)	0:10.55 (1200m)
Top Speed [km/h] (Section)	70.5 (1200m)
Race State	Finished



Doomben QLD Professional

Race 8: THE GIBSON Class 6 Plate - 1350m

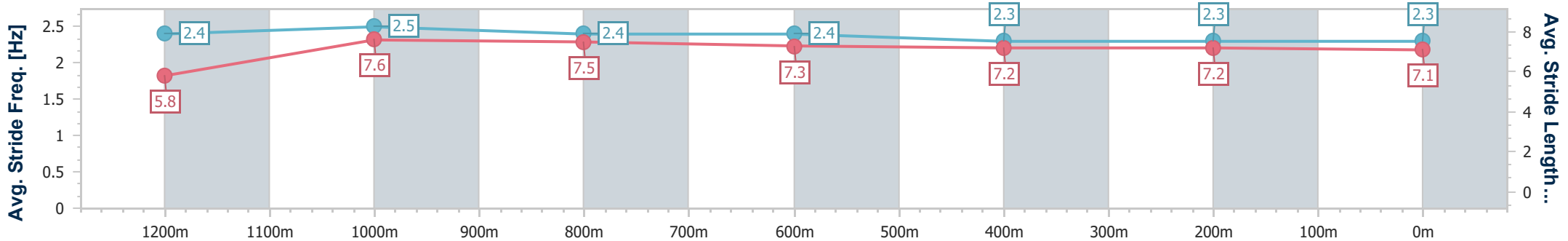
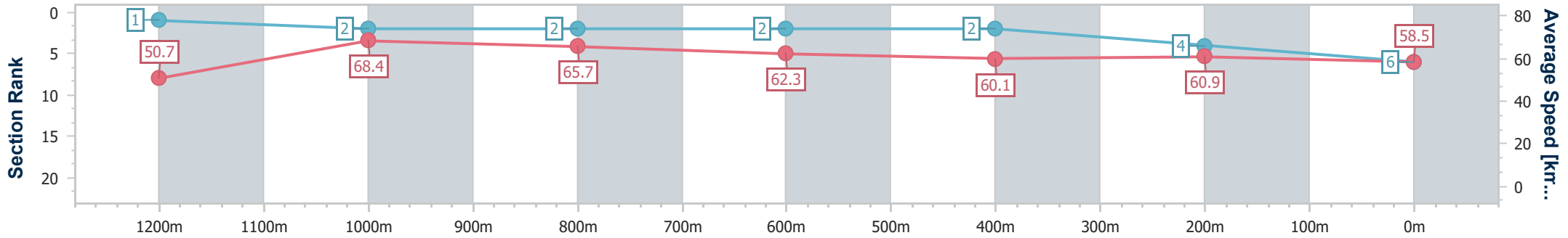
03 August 2024 - 15:48

Track Rating: Soft 5, Weather: Fine, Rail Position: +4.5m Entire



BRISBANE RACING CLUB

Section	Overall	1200m	1000m	800m	600m	400m	200m
Section Times	1:19.22 [6] (0:10.69)	1:08.53 [1] (0:10.55)	0:57.98 [2] (0:10.88)	0:47.10 [2] (0:11.40)	0:35.70 [2] (0:11.68)	0:24.02 [2] (0:11.73)	0:12.29 [4] (0:12.29)
Average Speed [km/h]	50.7	68.4	65.7	62.3	60.1	60.9	58.5
Top Speed [km/h]	68.7	70.5	69.0	64.3	62.1	62.3	61.2
Avg. Dist. to Rail [m]	4.6	1.6	1.7	3.0	4.0	2.5	0.8
Avg. Stride Freq. [Hz]	2.4	2.5	2.4	2.4	2.3	2.3	2.3
Avg. Stride Length [m]	5.8	7.6	7.5	7.3	7.2	7.2	7.1



- [] Ranking at each section and finish
- .-.- No data available at this section
- NA No data available



Horse/Jockey Name	Boodua Romance
Final Rank	7
Fastest Section Time (Section)	0:10.35 (1200m)
Top Speed [km/h] (Section)	70.8 (1200m)
Race State	Finished



Doomben QLD Professional

Race 8: THE GIBSON Class 6 Plate - 1350m

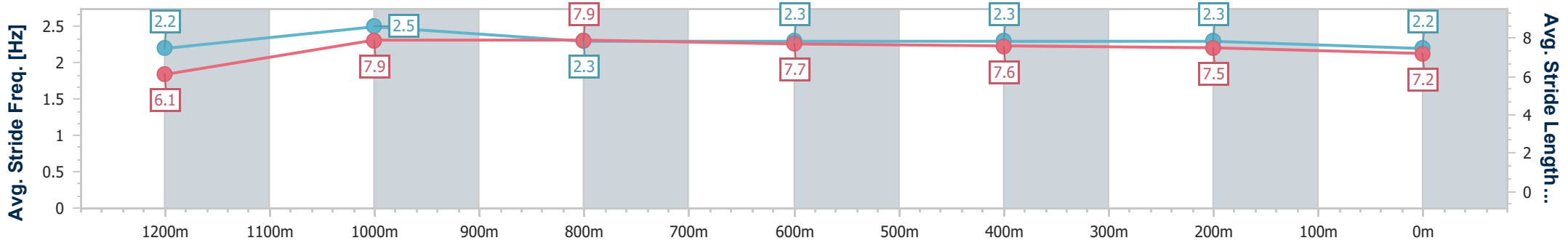
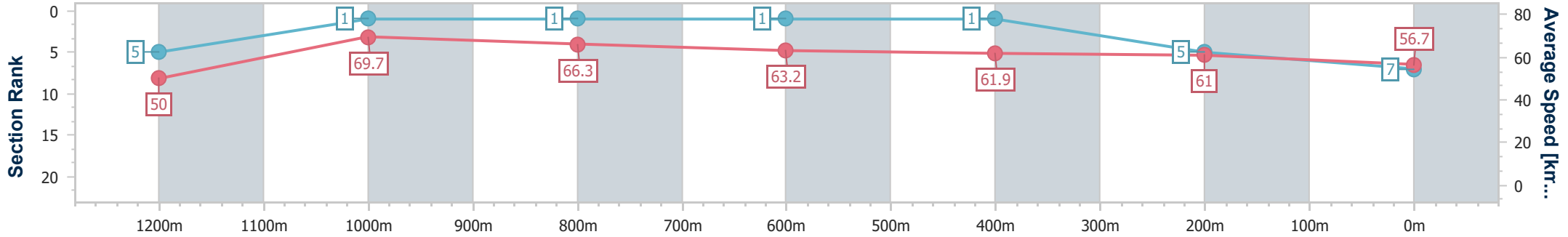
03 August 2024 - 15:48

Track Rating: Soft 5, Weather: Fine, Rail Position: +4.5m Entire



BRISBANE RACING CLUB

Section	Overall	1200m	1000m	800m	600m	400m	200m
Section Times	1:19.65 [7] (0:10.81)	1:08.84 [5] (0:10.35)	0:58.49 [1] (0:10.86)	0:47.63 [1] (0:11.43)	0:36.20 [1] (0:11.73)	0:24.47 [1] (0:11.77)	0:12.70 [5] (0:12.70)
Average Speed [km/h]	50.0	69.7	66.3	63.2	61.9	61.0	56.7
Top Speed [km/h]	67.8	70.8	69.3	64.5	62.5	62.2	60.2
Avg. Dist. to Rail [m]	6.3	3.1	0.4	1.3	1.1	0.5	0.4
Avg. Stride Freq. [Hz]	2.2	2.5	2.3	2.3	2.3	2.3	2.2
Avg. Stride Length [m]	6.1	7.9	7.9	7.7	7.6	7.5	7.2



- [] Ranking at each section and finish
- .-.- No data available at this section
- NA No data available



Horse/Jockey Name	Sailor's Secret
Final Rank	8
Fastest Section Time (Section)	0:10.59 (1200m)
Top Speed [km/h] (Section)	69.7 (1200m)
Race State	Finished



Doomben QLD Professional

Race 8: THE GIBSON Class 6 Plate - 1350m

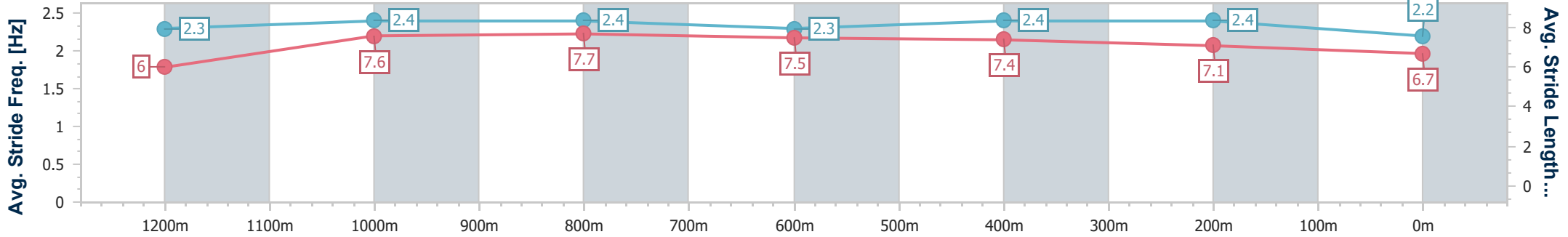
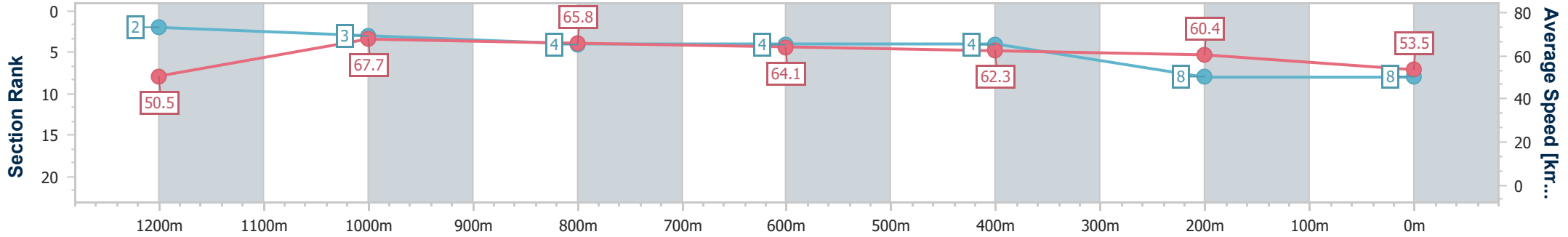
03 August 2024 - 15:48

Track Rating: Soft 5, Weather: Fine, Rail Position: +4.5m Entire



BRISBANE RACING CLUB

Section	Overall	1200m	1000m	800m	600m	400m	200m
Section Times	1:20.82 [8] (0:10.71)	1:10.11 [2] (0:10.59)	0:59.52 [3] (0:11.07)	0:48.45 [4] (0:11.38)	0:37.07 [4] (0:11.63)	0:25.44 [4] (0:11.99)	0:13.45 [8] (0:13.45)
Average Speed [km/h]	50.5	67.7	65.8	64.1	62.3	60.4	53.5
Top Speed [km/h]	68.4	69.7	68.9	65.0	65.3	62.1	58.4
Avg. Dist. to Rail [m]	3.2	1.2	2.7	2.2	2.0	3.1	1.2
Avg. Stride Freq. [Hz]	2.3	2.4	2.4	2.3	2.4	2.4	2.2
Avg. Stride Length [m]	6.0	7.6	7.7	7.5	7.4	7.1	6.7



- [] Ranking at each section and finish
- .-.- No data available at this section
- NA No data available



Doomben QLD Professional

Race 9: LADBROKES COMMUNITIES BENCHMARK 85 Handicap - 1200m

03 August 2024 - 16:27



BRISBANE
RACING CLUB

Track Rating: Soft 5, Weather: Fine, Rail Position: +4.5m Entire

Section		Overall	1000m	800m	600m	400m	200m	Last 600m					
Field Times		1:09.31 (0:13.21)	0:56.10 (0:11.00)	0:45.10 (0:11.11)	0:33.99 (0:11.06)	0:22.93 (0:11.13)	0:11.80 (0:11.80)	0:33.99					
Rank	TAB Horse/Jockey	Barrier	Top Speed [km/h]	Fastest Section						Margin	Distance Travelled [m]		
1	18 MY SNOW QUEEN Tahlia Fenlon	18	66.9 Overall	0:10.97 400m	1:09.31 [1] (0:13.21)	0:56.10 [1] (0:11.00)	0:45.10 [1] (0:11.15)	0:33.95 [2] (0:11.18)	0:22.77 [2] (0:10.97)	0:11.80 [1] (0:11.80)	1:09.31	0:33.95	
2	6 MANHOOD Kyle Wilson-Taylor	6	68.7 1000m	0:11.01 600m	1:09.46 [2] (0:13.48)	0:55.98 [4] (0:11.05)	0:44.93 [4] (0:11.14)	0:33.79 [3] (0:11.01)	0:22.78 [3] (0:11.01)	0:11.77 [3] (0:11.77)	0.88L	0:33.79	+2
3	21 SAFEWORK Boris Thornton	2	66.8 400m	0:10.88 400m	1:09.52 [3] (0:13.89)	0:55.63 [8] (0:11.30)	0:44.33 [8] (0:11.12)	0:33.21 [8] (0:10.92)	0:22.29 [8] (0:10.88)	0:11.41 [8] (0:11.41)	1.22L	0:33.21	+0
4	22 DEFIANT SPIRIT Cody Collis	13	68.4 400m	0:10.74 400m	1:09.54 [4] (0:14.27)	0:55.27 [11] (0:11.31)	0:43.96 [11] (0:11.10)	0:32.86 [11] (0:10.82)	0:22.04 [10] (0:10.74)	0:11.30 [10] (0:11.30)	1.36L	0:32.86	+4
5	24 PLUNDERING Bailey Wheeler	7	66.6 1000m	0:11.04 1000m	1:09.54 [5] (0:13.46)	0:56.08 [3] (0:11.04)	0:45.04 [3] (0:11.18)	0:33.86 [4] (0:11.05)	0:22.81 [4] (0:11.06)	0:11.75 [4] (0:11.75)	1.37L	0:33.86	+6
6	1 EF TROOP Emily Lang	10	67.5 Overall	0:10.95 1000m	1:09.55 [6] (0:13.34)	0:56.21 [2] (0:10.95)	0:45.26 [2] (0:11.03)	0:34.23 [1] (0:11.06)	0:23.17 [1] (0:11.15)	0:12.02 [2] (0:12.02)	1.41L	0:34.23	+5
7	8 PIZARRO James Orman	1	66.8 400m	0:11.00 400m	1:09.69 [7] (0:13.72)	0:55.97 [6] (0:11.20)	0:44.77 [6] (0:11.08)	0:33.69 [6] (0:11.05)	0:22.64 [5] (0:11.00)	0:11.64 [5] (0:11.64)	2.23L	0:33.69	+1
8	15 MAHBABY Karl Zechner	4	66.4 400m	0:11.00 400m	1:09.73 [8] (0:13.69)	0:56.04 [5] (0:11.15)	0:44.89 [5] (0:11.11)	0:33.78 [5] (0:11.14)	0:22.64 [6] (0:11.00)	0:11.64 [6] (0:11.64)	2.48L	0:33.78	+4
9	7 SWEET MARGOT MAY Andrew Mallyon	11	67.1 800m	0:10.94 400m	1:09.76 [9] (0:13.74)	0:56.02 [7] (0:11.30)	0:44.72 [7] (0:11.14)	0:33.58 [7] (0:10.98)	0:22.60 [7] (0:10.94)	0:11.66 [7] (0:11.66)	2.61L	0:33.58	+4
10	19 VIMINELE Georgina Cartwright	8	67.3 600m	0:10.85 400m	1:09.76 [10] (0:14.16)	0:55.60 [10] (0:11.32)	0:44.28 [10] (0:10.98)	0:33.30 [9] (0:10.91)	0:22.39 [9] (0:10.85)	0:11.54 [9] (0:11.54)	2.63L	0:33.30	+2

Scratched: Sir Warwick (#14), Chatty Lady (#3), Hatchet (#2), Pocket Full (#9), Heroic Miss (#20), Ovidius (#4), Emperor (#13), Black On Beauty (#12), Space Tracker (#11), Kanazawa (#5), Brereton (#23), Nan



Doomben QLD Professional
Race 9: LADBROKES COMMUNITIES BENCHMARK 85 Handicap - 1200m
03 August 2024 - 16:27



BRISBANE
RACING CLUB

Track Rating: Soft 5, Weather: Fine, Rail Position: +4.5m Entire

Section	Overall	1000m	800m	600m	400m	200m	Last 600m
Field Times	1:09.31 (0:13.21)	0:56.10 (0:11.00)	0:45.10 (0:11.11)	0:33.99 (0:11.06)	0:22.93 (0:11.13)	0:11.80 (0:11.80)	0:33.99

Rank	TAB	Horse/Jockey	Barrier	Top Speed [km/h]	Fastest Section	Margin	Distance Travelled [m]
11	17	KORUTO	5	67.3	0:11.03	6.6L	+4
		Cejay Graham		600m	600m		

Scratched: Sir Warwick (#14), Chatty Lady (#3), Hatchet (#2), Pocket Full (#9), Heroic Miss (#20), Ovidius (#4), Emperor (#13), Black On Beauty (#12), Space Tracker (#11), Kanazawa (#5), Brereton (#23), Nan

[] Ranking at each section and finish
 -:-:- No data available at this section
 NA No data available

SCN Saddle cloth number
 DNF Did not finish
 DNT Did not track



Horse/Jockey Name	My Snow Queen
Final Rank	1
Fastest Section Time (Section)	0:10.97 (400m)
Top Speed [km/h] (Section)	66.9 (Overall)
Race State	Finished



Doomben QLD Professional
Race 9: LADBROKES COMMUNITIES BENCHMARK 85
Handicap - 1200m

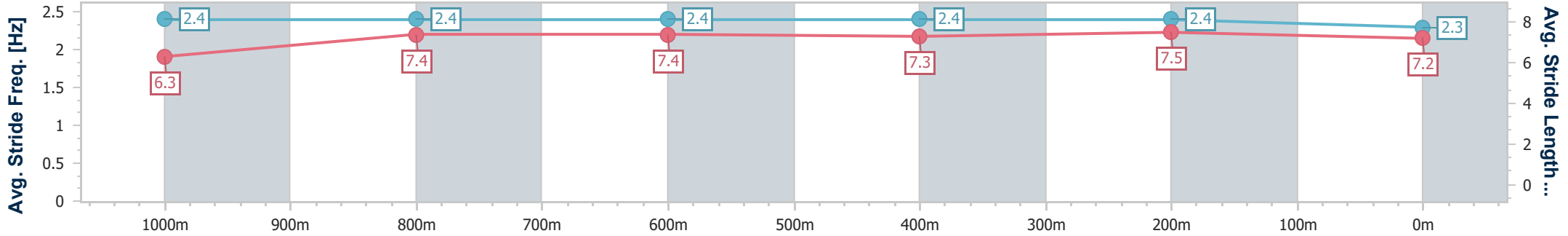
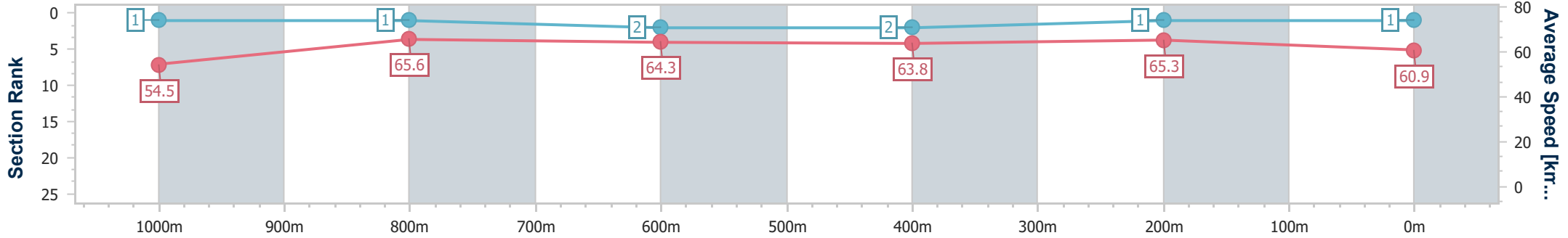
03 August 2024 - 16:27

Track Rating: Soft 5, Weather: Fine, Rail Position: +4.5m Entire



BRISBANE
RACING CLUB

Section	Overall	1000m	800m	600m	400m	200m
Section Times	1:09.31 [1] (0:13.21)	0:56.10 [1] (0:11.00)	0:45.10 [1] (0:11.15)	0:33.95 [2] (0:11.18)	0:22.77 [2] (0:10.97)	0:11.80 [1] (0:11.80)
Average Speed [km/h]	54.5	65.6	64.3	63.8	65.3	60.9
Top Speed [km/h]	66.9	66.7	65.6	65.3	66.6	64.7
Avg. Dist. to Rail [m]	7.0	0.3	0.7	1.1	2.8	0.7
Avg. Stride Freq. [Hz]	2.4	2.4	2.4	2.4	2.4	2.3
Avg. Stride Length [m]	6.3	7.4	7.4	7.3	7.5	7.2



- [] Ranking at each section and finish
- .-.- No data available at this section
- NA No data available



Horse/Jockey Name	Manhood
Final Rank	2
Fastest Section Time (Section)	0:11.01 (600m)
Top Speed [km/h] (Section)	68.7 (1000m)
Race State	Finished



Doomben QLD Professional
Race 9: LADBROKES COMMUNITIES BENCHMARK 85
 Handicap - 1200m

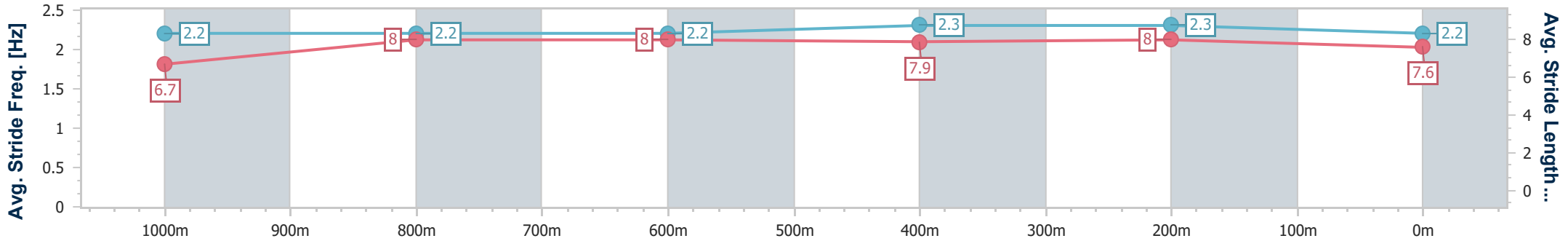
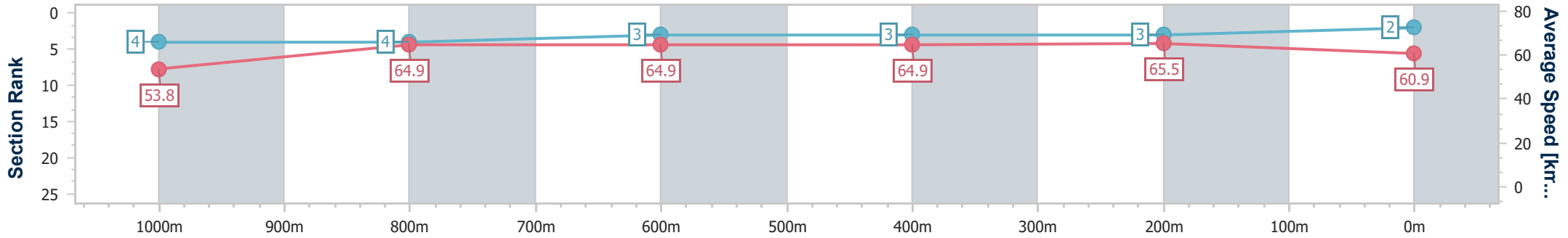
03 August 2024 - 16:27

Track Rating: Soft 5, Weather: Fine, Rail Position: +4.5m Entire



BRISBANE
RACING CLUB

Section	Overall	1000m	800m	600m	400m	200m
Section Times	1:09.46 [2] (0:13.48)	0:55.98 [4] (0:11.05)	0:44.93 [4] (0:11.14)	0:33.79 [3] (0:11.01)	0:22.78 [3] (0:11.01)	0:11.77 [3] (0:11.77)
Average Speed [km/h]	53.8	64.9	64.9	64.9	65.5	60.9
Top Speed [km/h]	68.6	68.7	65.2	65.5	66.2	64.6
Avg. Dist. to Rail [m]	3.2	0.5	0.2	0.7	1.0	1.7
Avg. Stride Freq. [Hz]	2.2	2.2	2.2	2.3	2.3	2.2
Avg. Stride Length [m]	6.7	8.0	8.0	7.9	8.0	7.6



- [] Ranking at each section and finish
- .-.- No data available at this section
- NA No data available



Horse/Jockey Name	Safework
Final Rank	3
Fastest Section Time (Section)	0:10.88 (400m)
Top Speed [km/h] (Section)	66.8 (400m)
Race State	Finished



Doomben QLD Professional
Race 9: LADBROKES COMMUNITIES BENCHMARK 85
Handicap - 1200m

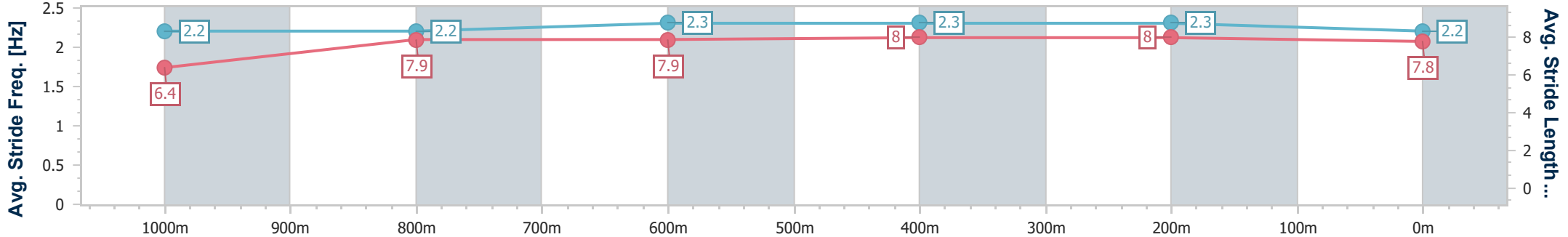
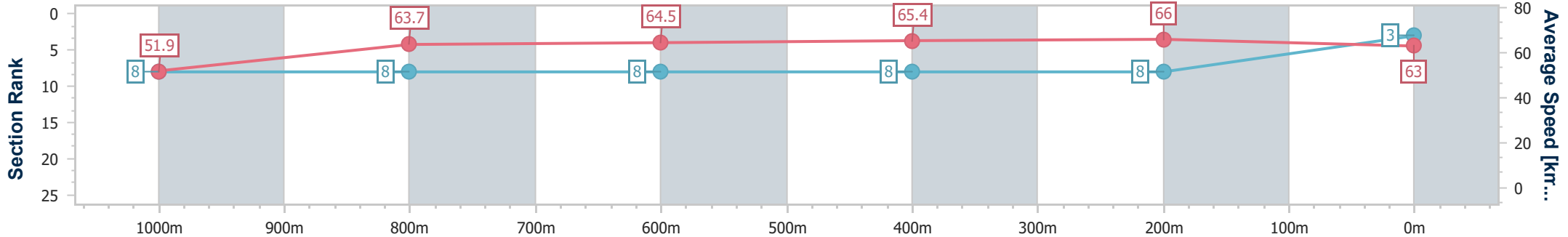
03 August 2024 - 16:27

Track Rating: Soft 5, Weather: Fine, Rail Position: +4.5m Entire



BRISBANE
RACING CLUB

Section	Overall	1000m	800m	600m	400m	200m
Section Times	1:09.52 [3] (0:13.89)	0:55.63 [8] (0:11.30)	0:44.33 [8] (0:11.12)	0:33.21 [8] (0:10.92)	0:22.29 [8] (0:10.88)	0:11.41 [8] (0:11.41)
Average Speed [km/h]	51.9	63.7	64.5	65.4	66.0	63.0
Top Speed [km/h]	64.1	64.3	65.5	66.3	66.8	66.5
Avg. Dist. to Rail [m]	1.1	0.3	0.7	1.4	1.3	0.5
Avg. Stride Freq. [Hz]	2.2	2.2	2.3	2.3	2.3	2.2
Avg. Stride Length [m]	6.4	7.9	7.9	8.0	8.0	7.8



- [] Ranking at each section and finish
- .-.- No data available at this section
- NA No data available



Horse/Jockey Name	Defiant Spirit
Final Rank	4
Fastest Section Time (Section)	0:10.74 (400m)
Top Speed [km/h] (Section)	68.4 (400m)
Race State	Finished



Doomben QLD Professional
Race 9: LADBROKES COMMUNITIES BENCHMARK 85
Handicap - 1200m

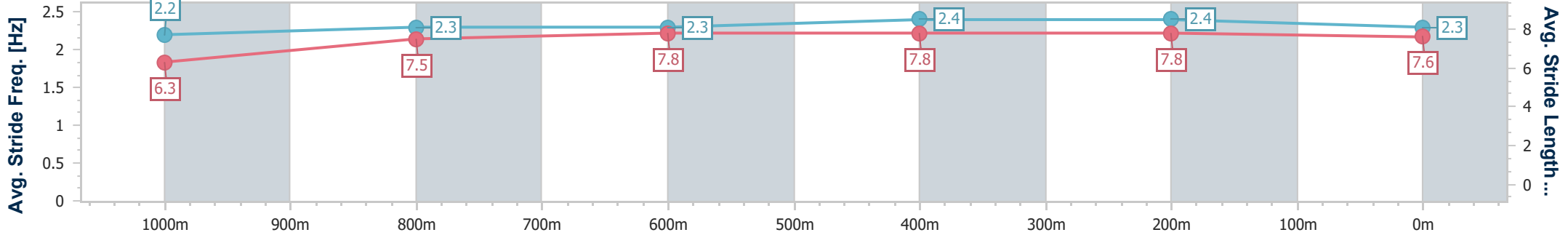
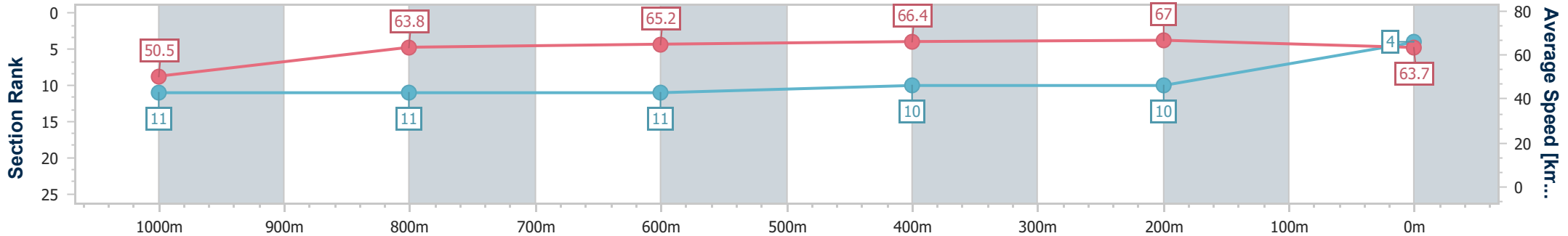
03 August 2024 - 16:27

Track Rating: Soft 5, Weather: Fine, Rail Position: +4.5m Entire



BRISBANE
RACING CLUB

Section	Overall	1000m	800m	600m	400m	200m
Section Times	1:09.54 [4] (0:14.27)	0:55.27 [11] (0:11.31)	0:43.96 [11] (0:11.10)	0:32.86 [11] (0:10.82)	0:22.04 [10] (0:10.74)	0:11.30 [10] (0:11.30)
Average Speed [km/h]	50.5	63.8	65.2	66.4	67.0	63.7
Top Speed [km/h]	65.3	64.9	65.8	67.7	68.4	66.8
Avg. Dist. to Rail [m]	6.2	1.4	0.7	0.4	1.3	1.2
Avg. Stride Freq. [Hz]	2.2	2.3	2.3	2.4	2.4	2.3
Avg. Stride Length [m]	6.3	7.5	7.8	7.8	7.8	7.6



- [] Ranking at each section and finish
- .-.- No data available at this section
- NA No data available



Horse/Jockey Name	Plundering
Final Rank	5
Fastest Section Time (Section)	0:11.04 (1000m)
Top Speed [km/h] (Section)	66.6 (1000m)
Race State	Finished



Doomben QLD Professional
Race 9: LADBROKES COMMUNITIES BENCHMARK 85
 Handicap - 1200m

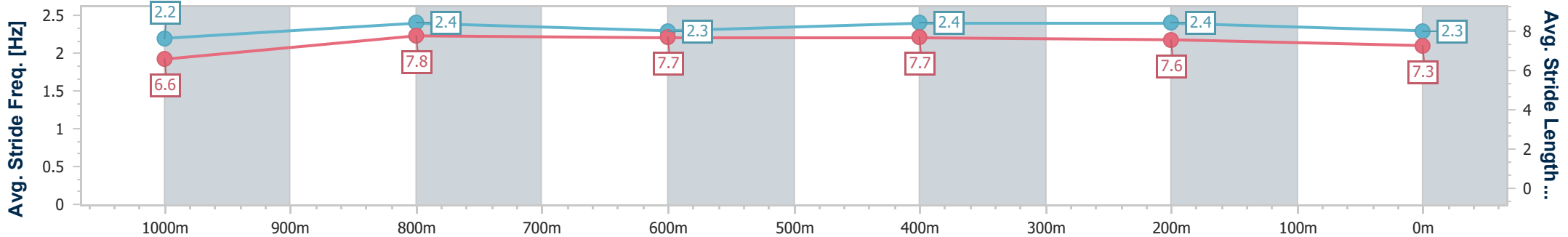
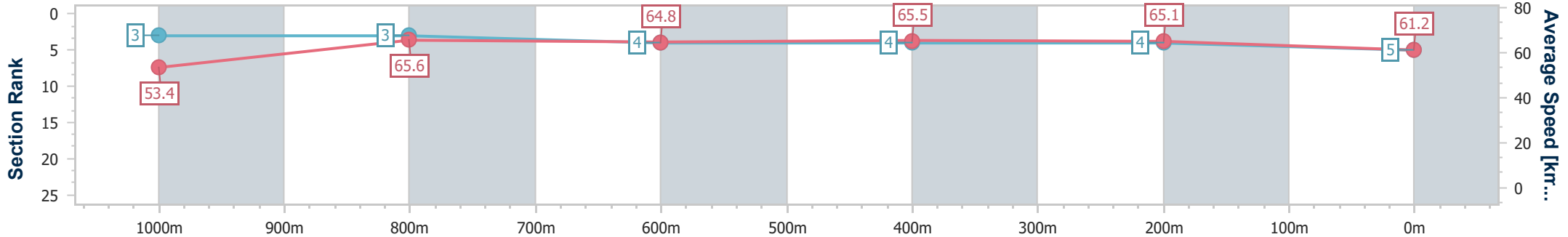
03 August 2024 - 16:27

Track Rating: Soft 5, Weather: Fine, Rail Position: +4.5m Entire



BRISBANE
RACING CLUB

Section	Overall	1000m	800m	600m	400m	200m
Section Times	1:09.54 [5] (0:13.46)	0:56.08 [3] (0:11.04)	0:45.04 [3] (0:11.18)	0:33.86 [4] (0:11.05)	0:22.81 [4] (0:11.06)	0:11.75 [4] (0:11.75)
Average Speed [km/h]	53.4	65.6	64.8	65.5	65.1	61.2
Top Speed [km/h]	66.6	66.6	65.8	66.0	66.2	64.3
Avg. Dist. to Rail [m]	6.5	1.0	1.1	0.6	1.3	2.7
Avg. Stride Freq. [Hz]	2.2	2.4	2.3	2.4	2.4	2.3
Avg. Stride Length [m]	6.6	7.8	7.7	7.7	7.6	7.3



- [] Ranking at each section and finish
- .-.- No data available at this section
- NA No data available



Horse/Jockey Name	Ef Troop
Final Rank	6
Fastest Section Time (Section)	0:10.95 (1000m)
Top Speed [km/h] (Section)	67.5 (Overall)
Race State	Finished



Doomben QLD Professional
Race 9: LADBROKES COMMUNITIES BENCHMARK 85
 Handicap - 1200m

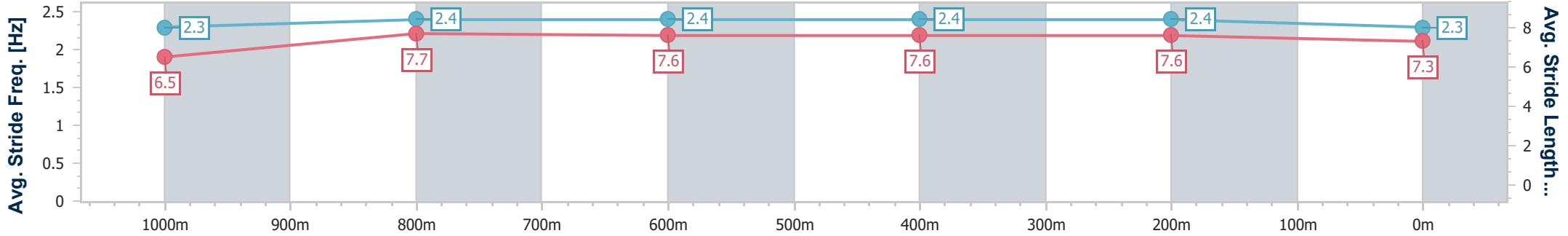
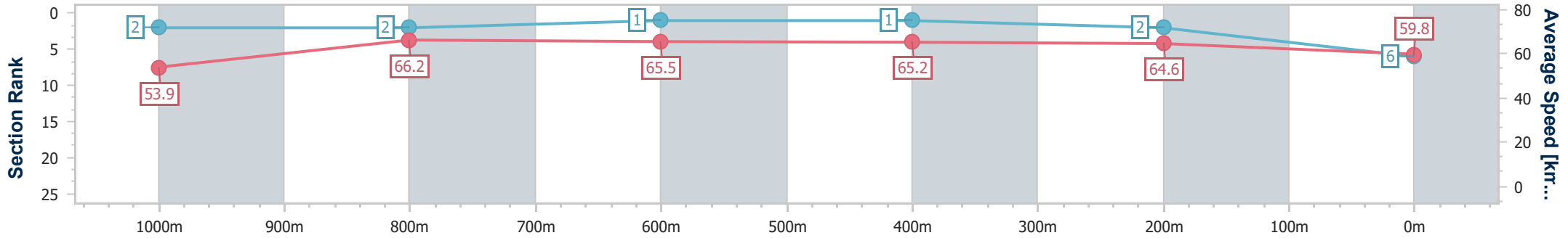
03 August 2024 - 16:27

Track Rating: Soft 5, Weather: Fine, Rail Position: +4.5m Entire



BRISBANE
RACING CLUB

Section	Overall	1000m	800m	600m	400m	200m
Section Times	1:09.55 [6] (0:13.34)	0:56.21 [2] (0:10.95)	0:45.26 [2] (0:11.03)	0:34.23 [1] (0:11.06)	0:23.17 [1] (0:11.15)	0:12.02 [2] (0:12.02)
Average Speed [km/h]	53.9	66.2	65.5	65.2	64.6	59.8
Top Speed [km/h]	67.5	67.5	66.8	66.4	65.7	63.1
Avg. Dist. to Rail [m]	5.7	1.8	1.0	0.4	1.0	1.2
Avg. Stride Freq. [Hz]	2.3	2.4	2.4	2.4	2.4	2.3
Avg. Stride Length [m]	6.5	7.7	7.6	7.6	7.6	7.3



- [] Ranking at each section and finish
- .-.- No data available at this section
- NA No data available



Horse/Jockey Name	Pizarro
Final Rank	7
Fastest Section Time (Section)	0:11.00 (400m)
Top Speed [km/h] (Section)	66.8 (400m)
Race State	Finished



Doomben QLD Professional
Race 9: LADBROKES COMMUNITIES BENCHMARK 85
Handicap - 1200m

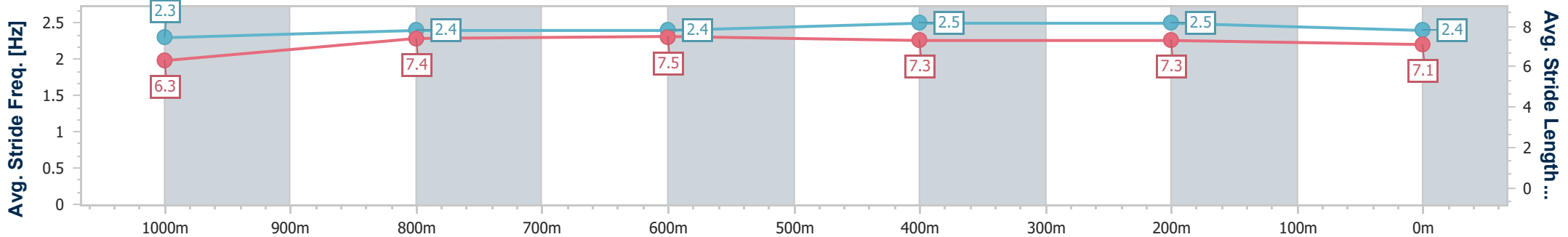
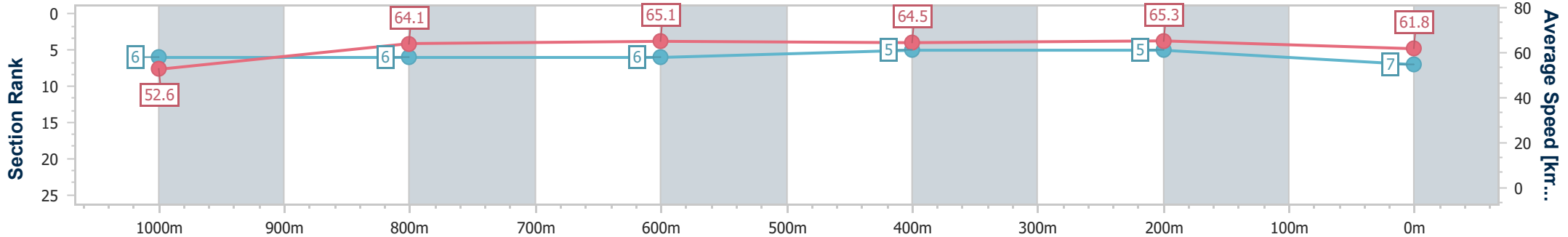
03 August 2024 - 16:27

Track Rating: Soft 5, Weather: Fine, Rail Position: +4.5m Entire



BRISBANE
RACING CLUB

Section	Overall	1000m	800m	600m	400m	200m
Section Times	1:09.69 [7] (0:13.72)	0:55.97 [6] (0:11.20)	0:44.77 [6] (0:11.08)	0:33.69 [6] (0:11.05)	0:22.64 [5] (0:11.00)	0:11.64 [5] (0:11.64)
Average Speed [km/h]	52.6	64.1	65.1	64.5	65.3	61.8
Top Speed [km/h]	65.8	66.0	65.9	65.6	66.8	64.2
Avg. Dist. to Rail [m]	0.9	0.2	0.4	0.9	1.0	2.1
Avg. Stride Freq. [Hz]	2.3	2.4	2.4	2.5	2.5	2.4
Avg. Stride Length [m]	6.3	7.4	7.5	7.3	7.3	7.1



- [] Ranking at each section and finish
- .-.- No data available at this section
- NA No data available



Horse/Jockey Name	Mahbaby
Final Rank	8
Fastest Section Time (Section)	0:11.00 (400m)
Top Speed [km/h] (Section)	66.4 (400m)
Race State	Finished



Doomben QLD Professional
Race 9: LADBROKES COMMUNITIES BENCHMARK 85
Handicap - 1200m

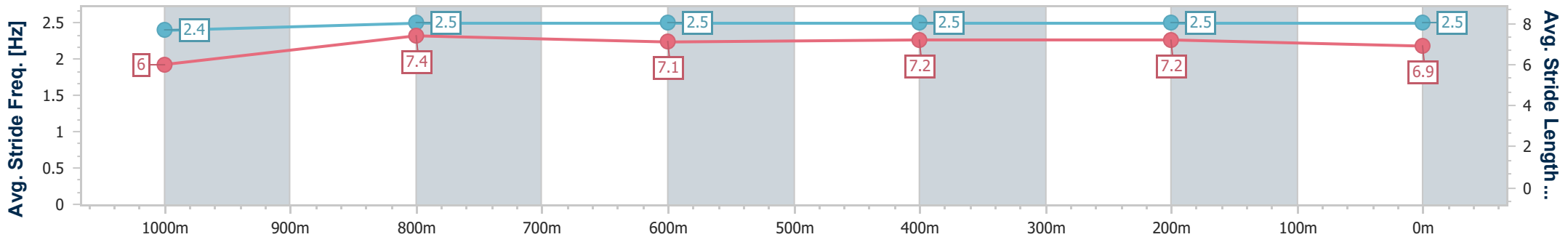
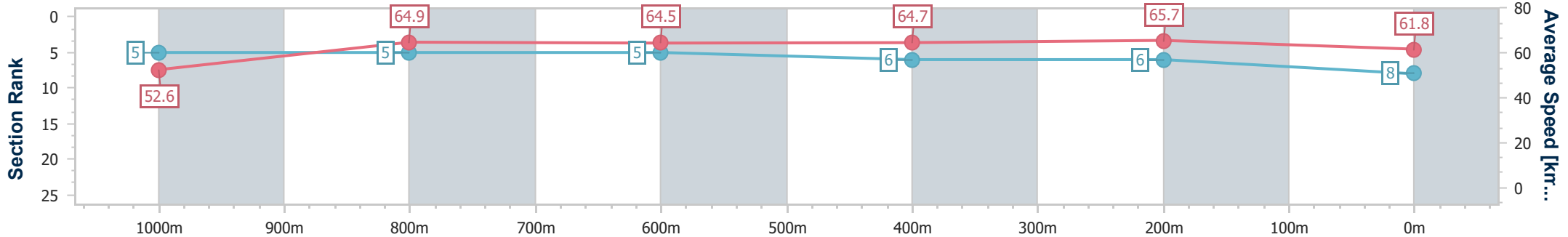
03 August 2024 - 16:27

Track Rating: Soft 5, Weather: Fine, Rail Position: +4.5m Entire



BRISBANE
RACING CLUB

Section	Overall	1000m	800m	600m	400m	200m
Section Times	1:09.73 [8] (0:13.69)	0:56.04 [5] (0:11.15)	0:44.89 [5] (0:11.11)	0:33.78 [5] (0:11.14)	0:22.64 [6] (0:11.00)	0:11.64 [6] (0:11.64)
Average Speed [km/h]	52.6	64.9	64.5	64.7	65.7	61.8
Top Speed [km/h]	64.9	65.9	65.8	66.3	66.4	65.6
Avg. Dist. to Rail [m]	2.5	1.3	1.0	0.8	1.3	3.8
Avg. Stride Freq. [Hz]	2.4	2.5	2.5	2.5	2.5	2.5
Avg. Stride Length [m]	6.0	7.4	7.1	7.2	7.2	6.9



- [] Ranking at each section and finish
- .-.- No data available at this section
- NA No data available



Horse/Jockey Name	Sweet Margot May
Final Rank	9
Fastest Section Time (Section)	0:10.94 (400m)
Top Speed [km/h] (Section)	67.1 (800m)
Race State	Finished



Doomben QLD Professional
Race 9: LADBROKES COMMUNITIES BENCHMARK 85
Handicap - 1200m

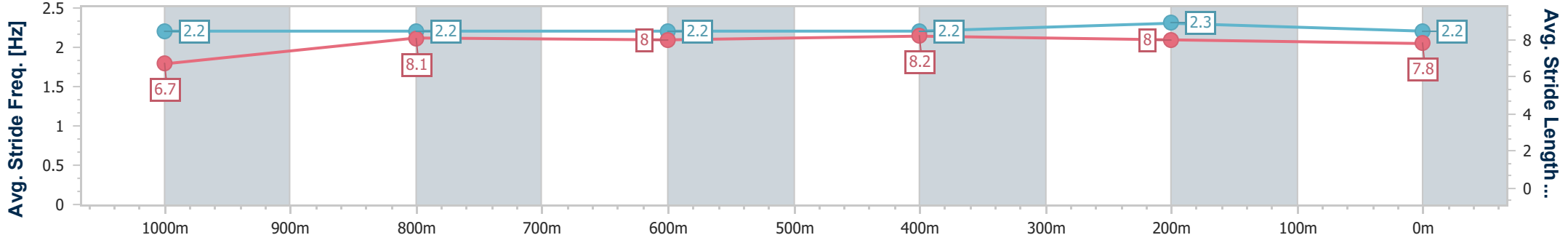
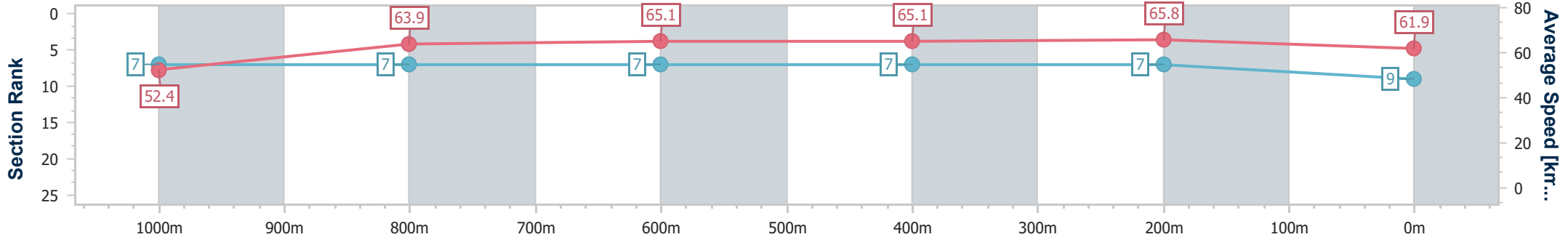
03 August 2024 - 16:27

Track Rating: Soft 5, Weather: Fine, Rail Position: +4.5m Entire



BRISBANE
RACING CLUB

Section	Overall	1000m	800m	600m	400m	200m
Section Times	1:09.76 [9] (0:13.74)	0:56.02 [7] (0:11.30)	0:44.72 [7] (0:11.14)	0:33.58 [7] (0:10.98)	0:22.60 [7] (0:10.94)	0:11.66 [7] (0:11.66)
Average Speed [km/h]	52.4	63.9	65.1	65.1	65.8	61.9
Top Speed [km/h]	66.6	65.1	67.1	66.9	66.4	65.3
Avg. Dist. to Rail [m]	6.1	1.7	0.8	0.5	0.5	1.6
Avg. Stride Freq. [Hz]	2.2	2.2	2.2	2.2	2.3	2.2
Avg. Stride Length [m]	6.7	8.1	8.0	8.2	8.0	7.8



- [] Ranking at each section and finish
- .-.- No data available at this section
- NA No data available



Horse/Jockey Name	Viminele
Final Rank	10
Fastest Section Time (Section)	0:10.85 (400m)
Top Speed [km/h] (Section)	67.3 (600m)
Race State	Finished



Doomben QLD Professional
Race 9: LADBROKES COMMUNITIES BENCHMARK 85
 Handicap - 1200m

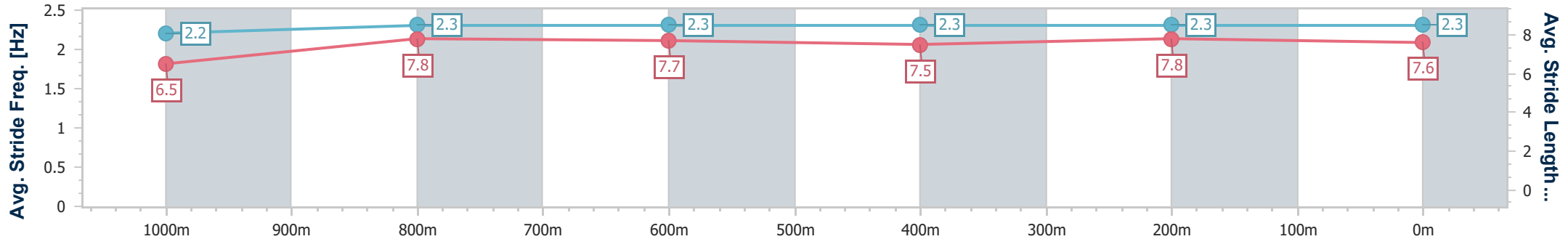
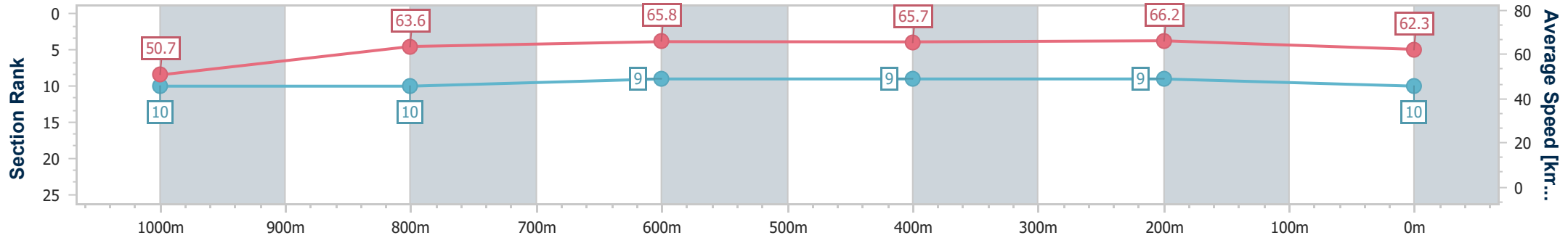
03 August 2024 - 16:27

Track Rating: Soft 5, Weather: Fine, Rail Position: +4.5m Entire



BRISBANE
RACING CLUB

Section	Overall	1000m	800m	600m	400m	200m
Section Times	1:09.76 [10] (0:14.16)	0:55.60 [10] (0:11.32)	0:44.28 [10] (0:10.98)	0:33.30 [9] (0:10.91)	0:22.39 [9] (0:10.85)	0:11.54 [9] (0:11.54)
Average Speed [km/h]	50.7	63.6	65.8	65.7	66.2	62.3
Top Speed [km/h]	64.6	64.7	67.2	67.3	67.1	65.9
Avg. Dist. to Rail [m]	3.5	0.4	0.1	0.5	1.3	2.6
Avg. Stride Freq. [Hz]	2.2	2.3	2.3	2.3	2.3	2.3
Avg. Stride Length [m]	6.5	7.8	7.7	7.5	7.8	7.6



- [] Ranking at each section and finish
- .-.- No data available at this section
- NA No data available



Horse/Jockey Name	Koruto
Final Rank	11
Fastest Section Time (Section)	0:11.03 (600m)
Top Speed [km/h] (Section)	67.3 (600m)
Race State	Finished



Doomben QLD Professional
Race 9: LADBROKES COMMUNITIES BENCHMARK 85
 Handicap - 1200m

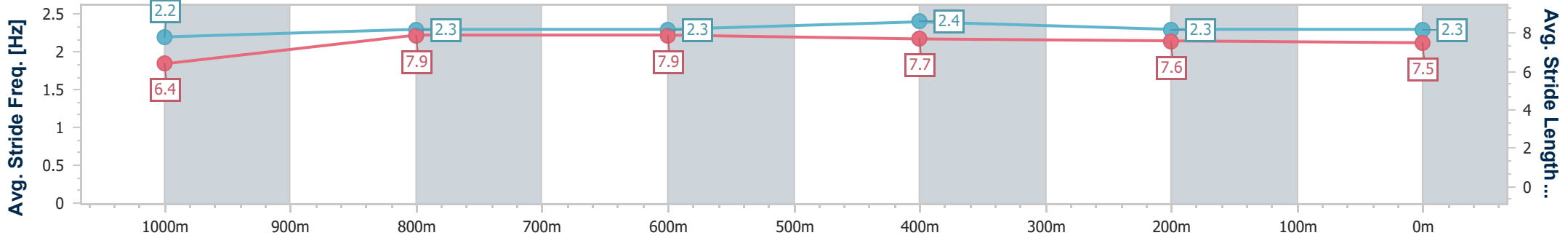
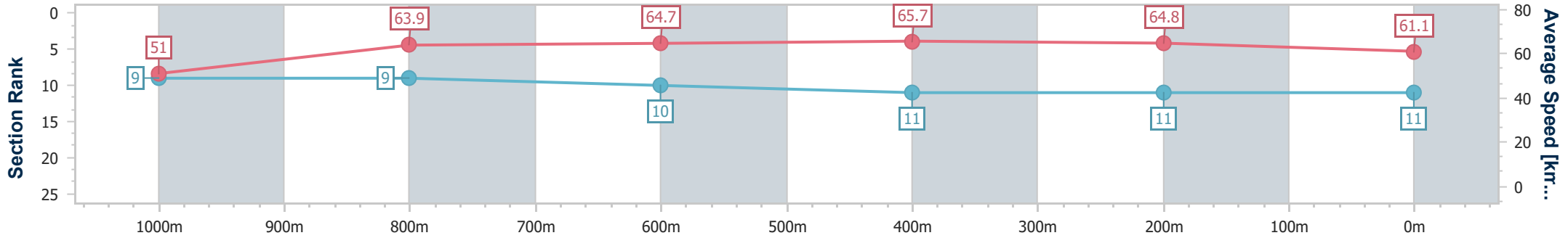
03 August 2024 - 16:27

Track Rating: Soft 5, Weather: Fine, Rail Position: +4.5m Entire



BRISBANE
RACING CLUB

Section	Overall	1000m	800m	600m	400m	200m
Section Times	1:10.43 [11] (0:14.13)	0:56.30 [9] (0:11.29)	0:45.01 [9] (0:11.12)	0:33.89 [10] (0:11.03)	0:22.86 [11] (0:11.10)	0:11.76 [11] (0:11.76)
Average Speed [km/h]	51.0	63.9	64.7	65.7	64.8	61.1
Top Speed [km/h]	64.3	65.4	66.5	67.3	65.7	64.4
Avg. Dist. to Rail [m]	2.2	0.6	0.4	0.9	1.7	2.7
Avg. Stride Freq. [Hz]	2.2	2.3	2.3	2.4	2.3	2.3
Avg. Stride Length [m]	6.4	7.9	7.9	7.7	7.6	7.5



- [] Ranking at each section and finish
- .-.- No data available at this section
- NA No data available