



Doomben QLD Professional
Race 1: THE GIBSON Maiden Plate - 1110m
31 July 2024 - 12:33



BRISBANE
RACING CLUB

Track Rating: Soft 6, Weather: Fine, Rail Position: +10m Entire

Section		Overall	1000m	800m	600m	400m	200m	Last 600m					
Field Times		1:04.51 (0:08.49)	0:56.02 (0:10.64)	0:45.38 (0:11.13)	0:34.25 (0:11.50)	0:22.75 (0:11.33)	0:11.42 (0:11.42)	0:34.25					
Rank	TAB Horse/Jockey	Barrier	Top Speed [km/h]	Fastest Section							Margin	Distance Travelled [m]	
1	11 MIST OF DAWN Andrew Mallyon	9	67.3 1000m	0:08.81 Overall	1:04.51 [1] (0:08.81)	0:55.70 [6] (0:10.96)	0:44.74 [7] (0:11.13)	0:33.61 [7] (0:11.35)	0:22.26 [6] (0:10.98)	0:11.28 [2] (0:11.28)	1:04.51	0:33.61	
2	9 ICED CHOCOLATE Nikita Beriman	12	68.7 1000m	0:08.49 Overall	1:04.91 [2] (0:08.49)	0:56.42 [1] (0:10.64)	0:45.78 [1] (0:11.13)	0:34.65 [1] (0:11.50)	0:23.15 [1] (0:11.33)	0:11.82 [1] (0:11.82)	2.35L	0:34.65	-3
3	10 LET'SSHOWEM Adin Thompson	4	67.8 1000m	0:09.31 Overall	1:05.07 [3] (0:09.31)	0:55.76 [8] (0:10.81)	0:44.95 [8] (0:11.03)	0:33.92 [8] (0:11.35)	0:22.57 [8] (0:11.10)	0:11.47 [6] (0:11.47)	3.26L	0:33.92	+0
4	12 MORE FOR READY Anthony Allen	8	68.9 1000m	0:08.99 Overall	1:05.14 [4] (0:08.99)	0:56.15 [7] (0:10.73)	0:45.42 [6] (0:11.13)	0:34.29 [6] (0:11.42)	0:22.87 [7] (0:11.18)	0:11.69 [5] (0:11.69)	3.65L	0:34.29	-2
5	4 SUPERSTITIOUS James Orman	2	69.4 1000m	0:08.69 Overall	1:05.17 [5] (0:08.69)	0:56.48 [4] (0:10.81)	0:45.67 [5] (0:11.22)	0:34.45 [5] (0:11.42)	0:23.03 [5] (0:11.17)	0:11.86 [4] (0:11.86)	3.86L	0:34.45	+2
6	5 LAMENTUM Ryan Maloney	5	70.4 1000m	0:08.68 Overall	1:05.47 [6] (0:08.68)	0:56.79 [3] (0:10.66)	0:46.13 [3] (0:11.14)	0:34.99 [2] (0:11.38)	0:23.61 [2] (0:11.38)	0:12.23 [3] (0:12.23)	5.64L	0:34.99	+1
7	6 PACIFIC PIRATE Jag Guthmann-Chester	1	73.2 1000m	0:08.79 Overall	1:06.15 [7] (0:08.79)	0:57.36 [5] (0:10.54)	0:46.82 [2] (0:11.24)	0:35.58 [4] (0:11.56)	0:24.02 [4] (0:11.48)	0:12.54 [7] (0:12.54)	9.64L	0:35.58	-1
8	3 SUENITO Sean Cormack	10	67.6 1000m	0:08.57 Overall	1:06.95 [8] (0:08.57)	0:58.38 [2] (0:10.87)	0:47.51 [4] (0:11.10)	0:36.41 [3] (0:11.52)	0:24.89 [3] (0:11.80)	0:13.09 [8] (0:13.09)	14.34L	0:36.41	+4

Scratched: Edge Of Seventeen (#8), Supido Rose (#7), Stavritzel (#2), Newsbeat (#1)

[] Ranking at each section and finish
 -:-:- No data available at this section
 NA No data available
 SCN Saddle cloth number
 DNF Did not finish
 DNT Did not track



Horse/Jockey Name	Mist Of Dawn
Final Rank	1
Fastest Section Time (Section)	0:08.81 (Overall)
Top Speed [km/h] (Section)	67.3 (1000m)
Race State	Finished



Doomben QLD Professional

Race 1: THE GIBSON Maiden Plate - 1110m

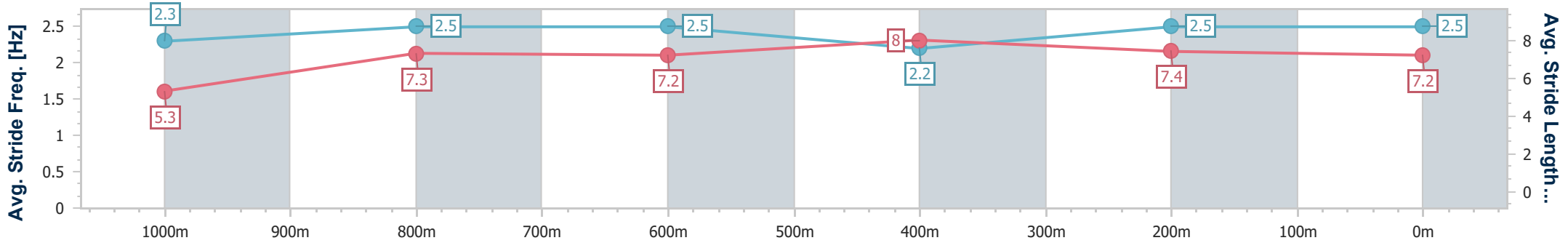
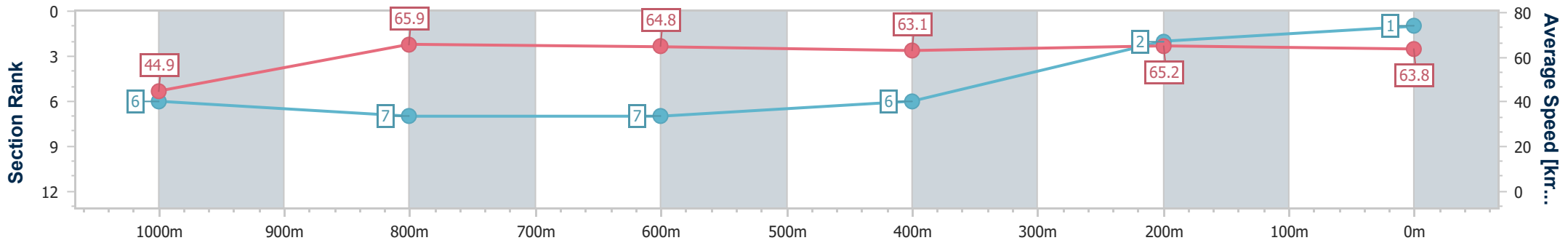
31 July 2024 - 12:33

Track Rating: Soft 6, Weather: Fine, Rail Position: +10m Entire



BRISBANE RACING CLUB

Section	Overall	1000m	800m	600m	400m	200m
Section Times	1:04.51 [1] (0:08.81)	0:55.70 [6] (0:10.96)	0:44.74 [7] (0:11.13)	0:33.61 [7] (0:11.35)	0:22.26 [6] (0:10.98)	0:11.28 [2]
Average Speed [km/h]	44.9	65.9	64.8	63.1	65.2	63.8
Top Speed [km/h]	63.1	67.3	66.1	64.8	67.1	66.2
Avg. Dist. to Rail [m]	5.1	2.0	0.6	1.3	1.5	1.0
Avg. Stride Freq. [Hz]	2.3	2.5	2.5	2.2	2.5	2.5
Avg. Stride Length [m]	5.3	7.3	7.2	8.0	7.4	7.2



- [] Ranking at each section and finish
- .-.- No data available at this section
- NA No data available



Horse/Jockey Name	Iced Chocolate
Final Rank	2
Fastest Section Time (Section)	0:08.49 (Overall)
Top Speed [km/h] (Section)	68.7 (1000m)
Race State	Finished



Doomben QLD Professional

Race 1: THE GIBSON Maiden Plate - 1110m

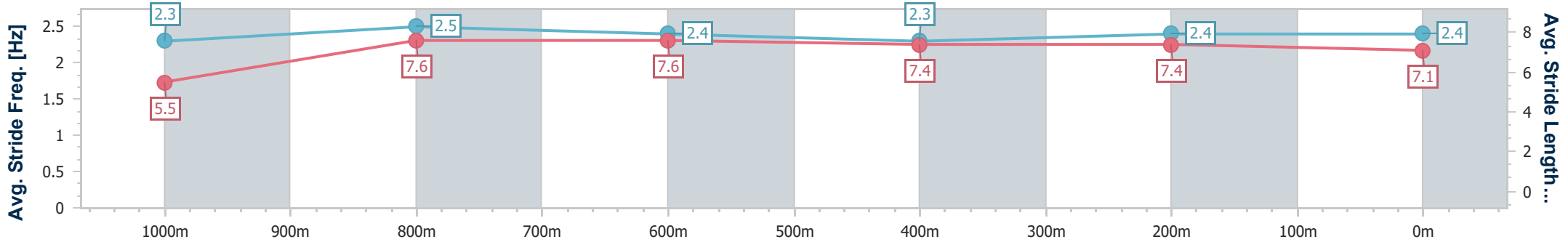
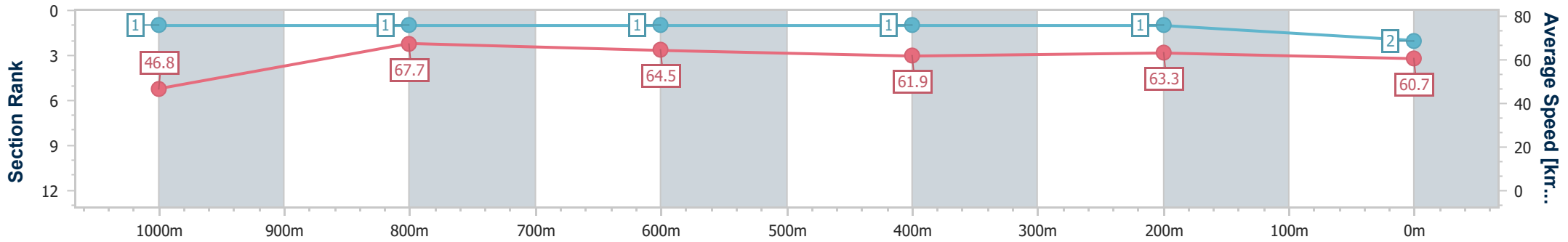
31 July 2024 - 12:33

Track Rating: Soft 6, Weather: Fine, Rail Position: +10m Entire



BRISBANE RACING CLUB

Section	Overall	1000m	800m	600m	400m	200m
Section Times	1:04.91 [2] (0:08.49)	0:56.42 [1] (0:10.64)	0:45.78 [1] (0:11.13)	0:34.65 [1] (0:11.50)	0:23.15 [1] (0:11.33)	0:11.82 [1] (0:11.82)
Average Speed [km/h]	46.8	67.7	64.5	61.9	63.3	60.7
Top Speed [km/h]	65.9	68.7	66.2	63.6	64.7	63.3
Avg. Dist. to Rail [m]	6.6	1.9	1.6	1.6	1.4	0.4
Avg. Stride Freq. [Hz]	2.3	2.5	2.4	2.3	2.4	2.4
Avg. Stride Length [m]	5.5	7.6	7.6	7.4	7.4	7.1



- [] Ranking at each section and finish
- .-.- No data available at this section
- NA No data available



Horse/Jockey Name	Let'sshowem
Final Rank	3
Fastest Section Time (Section)	0:09.31 (Overall)
Top Speed [km/h] (Section)	67.8 (1000m)
Race State	Finished



Doomben QLD Professional

Race 1: THE GIBSON Maiden Plate - 1110m

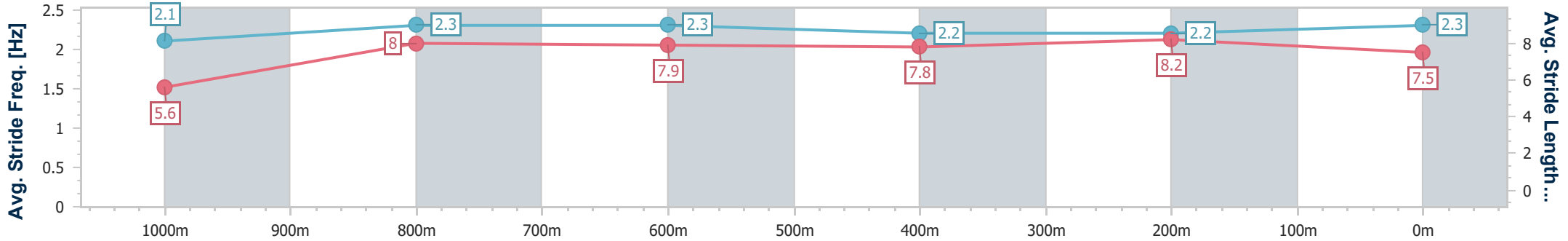
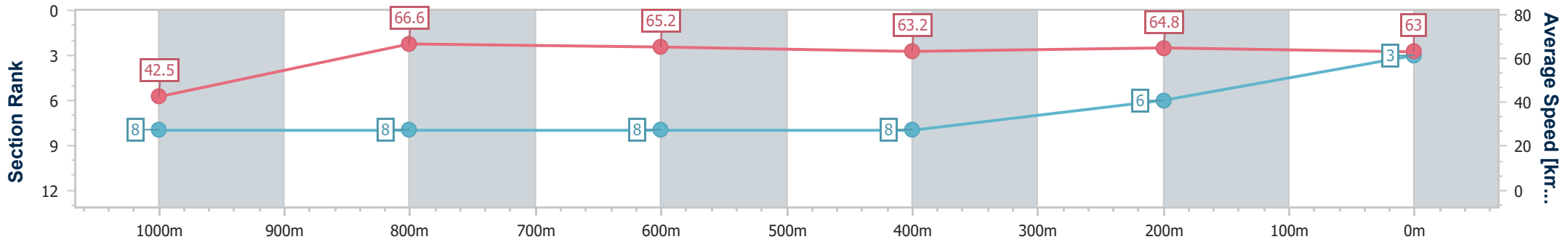
31 July 2024 - 12:33

Track Rating: Soft 6, Weather: Fine, Rail Position: +10m Entire



BRISBANE RACING CLUB

Section	Overall	1000m	800m	600m	400m	200m
Section Times	1:05.07 [3] (0:09.31)	0:55.76 [8] (0:10.81)	0:44.95 [8] (0:11.03)	0:33.92 [8] (0:11.35)	0:22.57 [8] (0:11.10)	0:11.47 [6] (0:11.47)
Average Speed [km/h]	42.5	66.6	65.2	63.2	64.8	63.0
Top Speed [km/h]	65.3	67.8	67.3	66.1	66.7	65.0
Avg. Dist. to Rail [m]	1.5	0.5	0.4	0.5	1.1	3.9
Avg. Stride Freq. [Hz]	2.1	2.3	2.3	2.2	2.2	2.3
Avg. Stride Length [m]	5.6	8.0	7.9	7.8	8.2	7.5



- [] Ranking at each section and finish
- .-.- No data available at this section
- NA No data available



Horse/Jockey Name	More For Ready
Final Rank	4
Fastest Section Time (Section)	0:08.99 (Overall)
Top Speed [km/h] (Section)	68.9 (1000m)
Race State	Finished



Doomben QLD Professional

Race 1: THE GIBSON Maiden Plate - 1110m

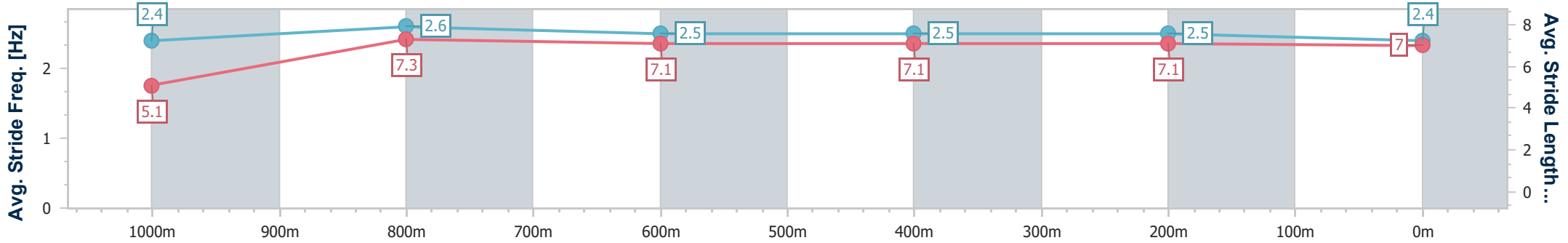
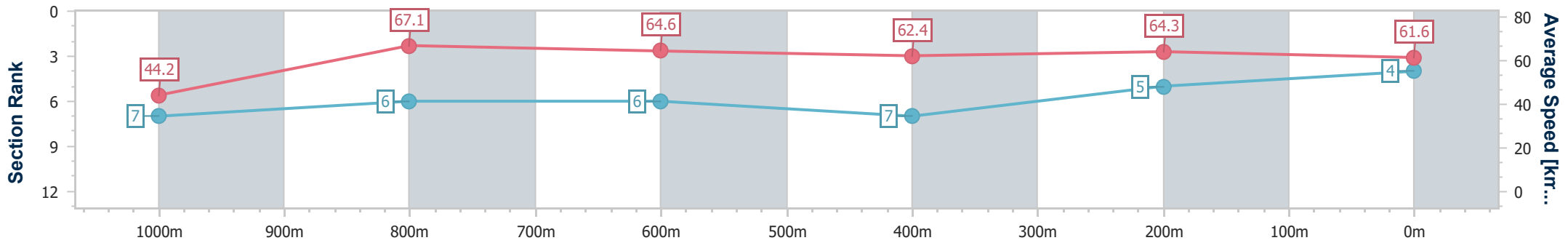
31 July 2024 - 12:33

Track Rating: Soft 6, Weather: Fine, Rail Position: +10m Entire



BRISBANE RACING CLUB

Section	Overall	1000m	800m	600m	400m	200m
Section Times	1:05.14 [4] (0:08.99)	0:56.15 [7] (0:10.73)	0:45.42 [6] (0:11.13)	0:34.29 [6] (0:11.42)	0:22.87 [7] (0:11.18)	0:11.69 [5]
Average Speed [km/h]	44.2	67.1	64.6	62.4	64.3	61.6
Top Speed [km/h]	66.2	68.9	66.2	64.3	66.0	64.8
Avg. Dist. to Rail [m]	4.1	0.5	0.7	1.3	1.5	1.5
Avg. Stride Freq. [Hz]	2.4	2.6	2.5	2.5	2.5	2.4
Avg. Stride Length [m]	5.1	7.3	7.1	7.1	7.1	7.0



- [] Ranking at each section and finish
- .-.- No data available at this section
- NA No data available



Horse/Jockey Name	Superstitious
Final Rank	5
Fastest Section Time (Section)	0:08.69 (Overall)
Top Speed [km/h] (Section)	69.4 (1000m)
Race State	Finished



Doomben QLD Professional

Race 1: THE GIBSON Maiden Plate - 1110m

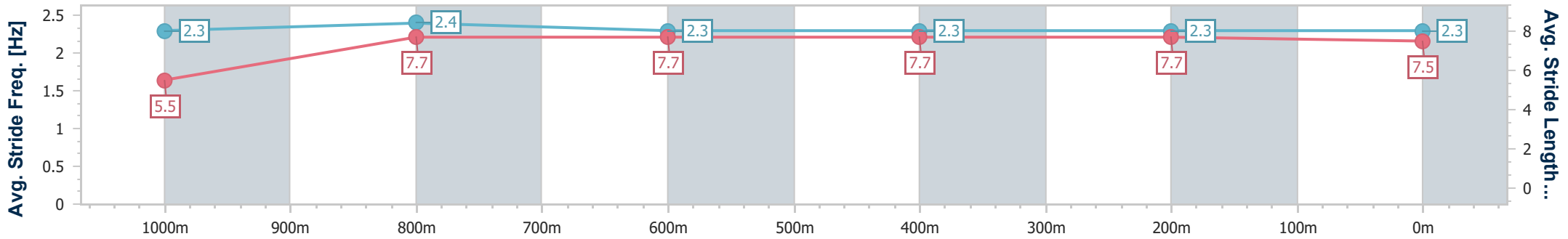
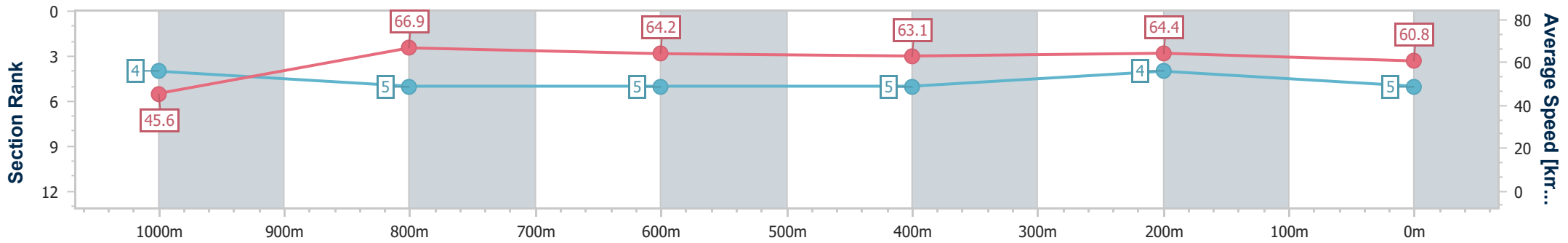
31 July 2024 - 12:33

Track Rating: Soft 6, Weather: Fine, Rail Position: +10m Entire



BRISBANE RACING CLUB

Section	Overall	1000m	800m	600m	400m	200m
Section Times	1:05.17 [5] (0:08.69)	0:56.48 [4] (0:10.81)	0:45.67 [5] (0:11.22)	0:34.45 [5] (0:11.42)	0:23.03 [5] (0:11.17)	0:11.86 [4] (0:11.86)
Average Speed [km/h]	45.6	66.9	64.2	63.1	64.4	60.8
Top Speed [km/h]	68.0	69.4	65.6	63.9	65.9	63.2
Avg. Dist. to Rail [m]	2.7	1.4	0.8	0.2	0.8	1.3
Avg. Stride Freq. [Hz]	2.3	2.4	2.3	2.3	2.3	2.3
Avg. Stride Length [m]	5.5	7.7	7.7	7.7	7.7	7.5



- [] Ranking at each section and finish
- .-.- No data available at this section
- NA No data available



Horse/Jockey Name	Lamentum
Final Rank	6
Fastest Section Time (Section)	0:08.68 (Overall)
Top Speed [km/h] (Section)	70.4 (1000m)
Race State	Finished



Doomben QLD Professional

Race 1: THE GIBSON Maiden Plate - 1110m

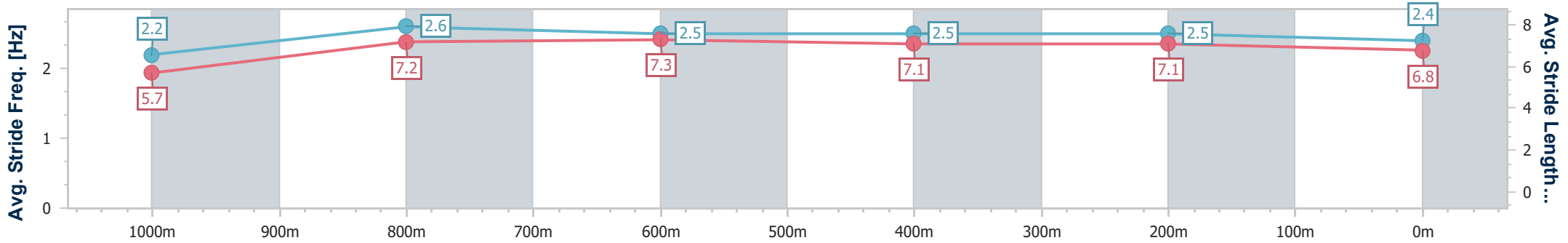
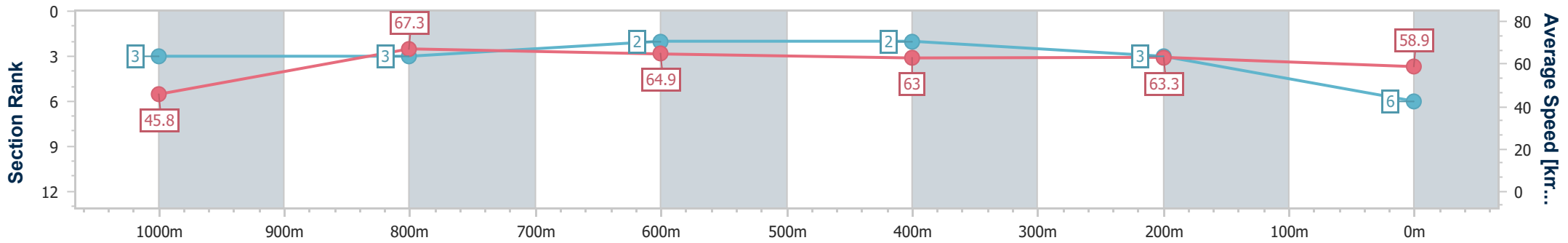
31 July 2024 - 12:33

Track Rating: Soft 6, Weather: Fine, Rail Position: +10m Entire



BRISBANE RACING CLUB

Section	Overall	1000m	800m	600m	400m	200m
Section Times	1:05.47 [6] (0:08.68)	0:56.79 [3] (0:10.66)	0:46.13 [3] (0:11.14)	0:34.99 [2] (0:11.38)	0:23.61 [2] (0:11.38)	0:12.23 [3] (0:12.23)
Average Speed [km/h]	45.8	67.3	64.9	63.0	63.3	58.9
Top Speed [km/h]	66.8	70.4	66.2	64.7	64.5	61.7
Avg. Dist. to Rail [m]	2.6	0.5	0.3	0.4	0.3	0.6
Avg. Stride Freq. [Hz]	2.2	2.6	2.5	2.5	2.5	2.4
Avg. Stride Length [m]	5.7	7.2	7.3	7.1	7.1	6.8



- [] Ranking at each section and finish
- .-.- No data available at this section
- NA No data available



Horse/Jockey Name	Pacific Pirate
Final Rank	7
Fastest Section Time (Section)	0:08.79 (Overall)
Top Speed [km/h] (Section)	73.2 (1000m)
Race State	Finished



Doomben QLD Professional

Race 1: THE GIBSON Maiden Plate - 1110m

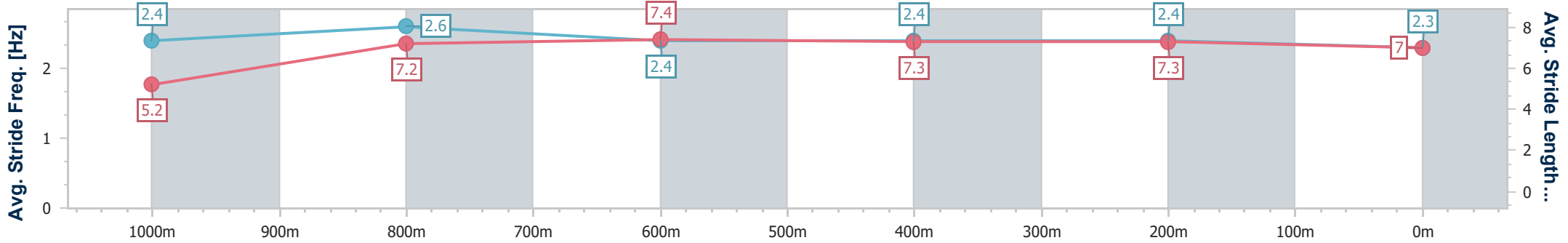
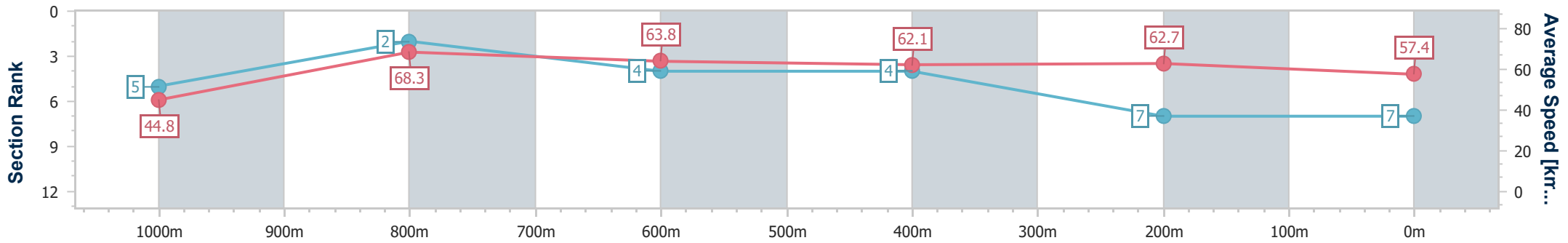
31 July 2024 - 12:33

Track Rating: Soft 6, Weather: Fine, Rail Position: +10m Entire



BRISBANE RACING CLUB

Section	Overall	1000m	800m	600m	400m	200m
Section Times	1:06.15 [7] (0:08.79)	0:57.36 [5] (0:10.54)	0:46.82 [2] (0:11.24)	0:35.58 [4] (0:11.56)	0:24.02 [4] (0:11.48)	0:12.54 [7] (0:12.54)
Average Speed [km/h]	44.8	68.3	63.8	62.1	62.7	57.4
Top Speed [km/h]	67.8	73.2	65.2	63.6	63.5	61.2
Avg. Dist. to Rail [m]	0.7	0.8	0.4	0.4	0.7	0.6
Avg. Stride Freq. [Hz]	2.4	2.6	2.4	2.4	2.4	2.3
Avg. Stride Length [m]	5.2	7.2	7.4	7.3	7.3	7.0



- [] Ranking at each section and finish
- .-.- No data available at this section
- NA No data available



Horse/Jockey Name	Suenito
Final Rank	8
Fastest Section Time (Section)	0:08.57 (Overall)
Top Speed [km/h] (Section)	67.6 (1000m)
Race State	Finished



Doomben QLD Professional

Race 1: THE GIBSON Maiden Plate - 1110m

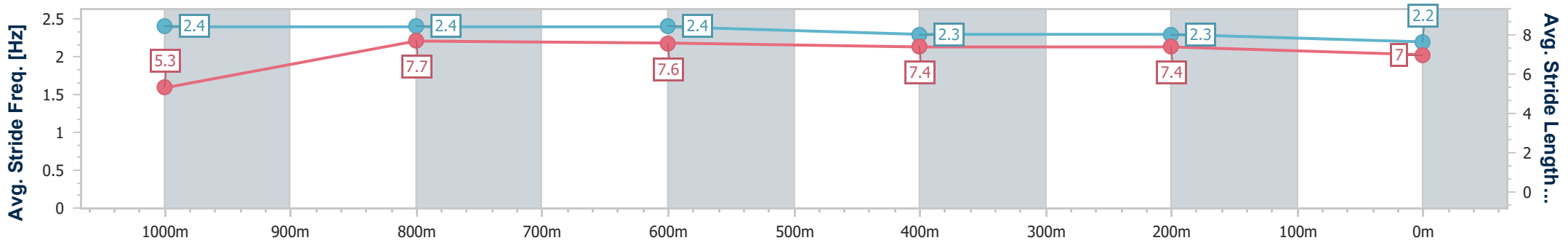
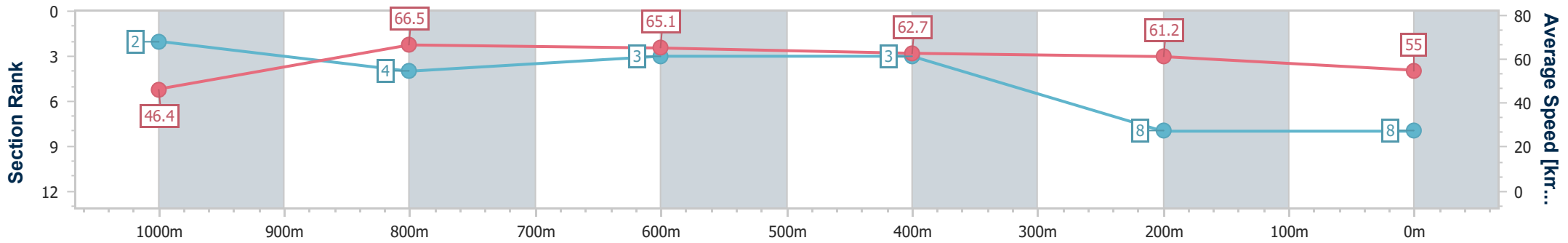
31 July 2024 - 12:33

Track Rating: Soft 6, Weather: Fine, Rail Position: +10m Entire



BRISBANE RACING CLUB

Section	Overall	1000m	800m	600m	400m	200m
Section Times	1:06.95 [8] (0:08.57)	0:58.38 [2] (0:10.87)	0:47.51 [4] (0:11.10)	0:36.41 [3] (0:11.52)	0:24.89 [3] (0:11.80)	0:13.09 [8] (0:13.09)
Average Speed [km/h]	46.4	66.5	65.1	62.7	61.2	55.0
Top Speed [km/h]	65.6	67.6	66.0	64.2	62.4	58.5
Avg. Dist. to Rail [m]	5.9	2.4	0.7	0.8	3.0	3.2
Avg. Stride Freq. [Hz]	2.4	2.4	2.4	2.3	2.3	2.2
Avg. Stride Length [m]	5.3	7.7	7.6	7.4	7.4	7.0



- [] Ranking at each section and finish
- .-.- No data available at this section
- NA No data available



Doomben QLD Professional

Race 2: SKY RACING QTIS Two-Year-Old Maiden Plate - 1110m

31 July 2024 - 13:10



BRISBANE
RACING CLUB

Track Rating: Soft 5, Weather: Fine, Rail Position: +10m Entire

Section		Overall	1000m	800m	600m	400m	200m	Last 600m					
Field Times		1:04.82 (0:08.27)	0:56.55 (0:10.90)	0:45.65 (0:11.16)	0:34.49 (0:11.60)	0:22.89 (0:11.21)	0:11.68 (0:11.68)	0:34.49					
Rank	TAB Horse/Jockey	Barrier	Top Speed [km/h]	Fastest Section	Margin						Distance Travelled [m]		
1	16 DEFIANT BOOM Bailey Wheeler	2	66.9 1000m	0:08.27 Overall	1:04.82 [1] (0:08.27)	0:56.55 [1] (0:10.94)	0:45.61 [2] (0:11.12)	0:34.49 [1] (0:11.60)	0:22.89 [1] (0:11.21)	0:11.68 [1] (0:11.68)	1:04.82	0:34.49	
2	14 AUTUMNGIRL James Orman	6	67.5 400m	0:08.90 Overall	1:04.98 [2] (0:08.90)	0:56.08 [7] (0:11.09)	0:44.99 [7] (0:11.31)	0:33.68 [7] (0:11.47)	0:22.21 [8] (0:10.87)	0:11.34 [4] (0:11.34)	1.02L	0:33.68	+3
3	12 WYNETTE Cejay Graham	3	66.7 1000m	0:08.41 Overall	1:05.18 [3] (0:08.41)	0:56.77 [2] (0:11.03)	0:45.74 [3] (0:11.11)	0:34.63 [3] (0:11.67)	0:22.96 [3] (0:11.22)	0:11.74 [2] (0:11.74)	2.16L	0:34.63	+2
4	1 BATE Boris Thornton	4	67.1 800m	0:08.48 Overall	1:05.48 [4] (0:08.48)	0:57.00 [4] (0:11.13)	0:45.87 [4] (0:11.14)	0:34.73 [4] (0:11.58)	0:23.15 [4] (0:11.28)	0:11.87 [3] (0:11.87)	3.99L	0:34.73	+1
5	6 TICKLE MY TOSEN Karl Zechner	7	66.4 1000m	0:09.04 Overall	1:05.61 [5] (0:09.04)	0:56.57 [9] (0:11.21)	0:45.36 [9] (0:11.23)	0:34.13 [8] (0:11.26)	0:22.87 [7] (0:11.24)	0:11.63 [7] (0:11.63)	4.72L	0:34.13	-2
6	9 REVEILLON Michael Rodd	8	67.6 1000m	0:08.65 Overall	1:05.63 [6] (0:08.65)	0:56.98 [5] (0:11.10)	0:45.88 [5] (0:11.26)	0:34.62 [5] (0:11.48)	0:23.14 [5] (0:11.31)	0:11.83 [5] (0:11.83)	4.83L	0:34.62	+0
7	13 ANDI DON'T CARE Angela Jones	5	67.2 1000m	0:08.72 Overall	1:05.92 [7] (0:08.72)	0:57.20 [6] (0:11.19)	0:46.01 [6] (0:11.27)	0:34.74 [6] (0:11.48)	0:23.26 [6] (0:11.34)	0:11.92 [8] (0:11.92)	6.55L	0:34.74	-1
8	3 CHILLED WITH ICE Andrew Mallyon	17	68.8 1000m	0:08.43 Overall	1:06.33 [8] (0:08.43)	0:57.90 [3] (0:10.74)	0:47.16 [1] (0:11.24)	0:35.92 [2] (0:11.72)	0:24.20 [2] (0:11.67)	0:12.53 [6] (0:12.53)	8.99L	0:35.92	+3
9	8 KOBABILITY Adin Thompson	11	66.4 600m	0:08.98 Overall	1:06.62 [9] (0:08.98)	0:57.64 [8] (0:11.25)	0:46.39 [8] (0:11.30)	0:35.09 [9] (0:11.29)	0:23.80 [9] (0:11.59)	0:12.21 [9] (0:12.21)	10.65L	0:35.09	+0

Scratched: King Spirit (#18), Warrior Head (#19), Hot Torque Invegas (#17), Better Not Forget (#2), Blakemore Avenue (#7), Lamentum (#20), Rum Runner (#5), Trevatt Court (#11), Topsy Tiger (#10), Maragica



Horse/Jockey Name	Defiant Boom
Final Rank	1
Fastest Section Time (Section)	0:08.27 (Overall)
Top Speed [km/h] (Section)	66.9 (1000m)
Race State	Finished



Doomben QLD Professional



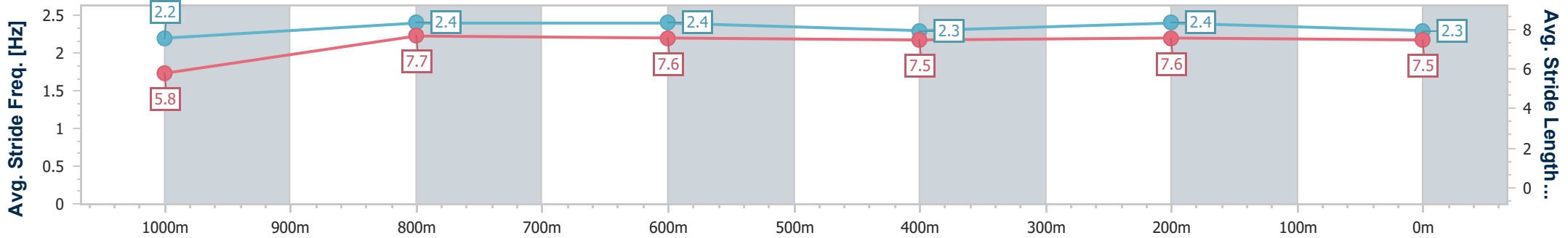
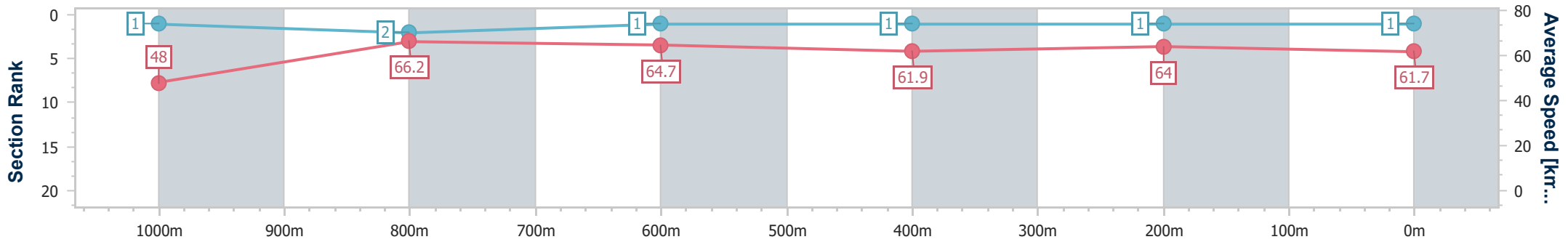
Race 2: SKY RACING QTIS Two-Year-Old Maiden Plate - 1110m

31 July 2024 - 13:10

Track Rating: Soft 5, Weather: Fine, Rail Position: +10m Entire

BRISBANE RACING CLUB

Section	Overall	1000m	800m	600m	400m	200m
Section Times	1:04.82 [1] (0:08.27)	0:56.55 [1] (0:10.94)	0:45.61 [2] (0:11.12)	0:34.49 [1] (0:11.60)	0:22.89 [1] (0:11.21)	0:11.68 [1] (0:11.68)
Average Speed [km/h]	48.0	66.2	64.7	61.9	64.0	61.7
Top Speed [km/h]	65.2	66.9	65.5	63.2	64.6	64.6
Avg. Dist. to Rail [m]	2.1	1.9	0.4	0.6	1.4	1.2
Avg. Stride Freq. [Hz]	2.2	2.4	2.4	2.3	2.4	2.3
Avg. Stride Length [m]	5.8	7.7	7.6	7.5	7.6	7.5



- [] Ranking at each section and finish
- .-.- No data available at this section
- NA No data available



Horse/Jockey Name	Autumngirl
Final Rank	2
Fastest Section Time (Section)	0:08.90 (Overall)
Top Speed [km/h] (Section)	67.5 (400m)
Race State	Finished



Doomben QLD Professional



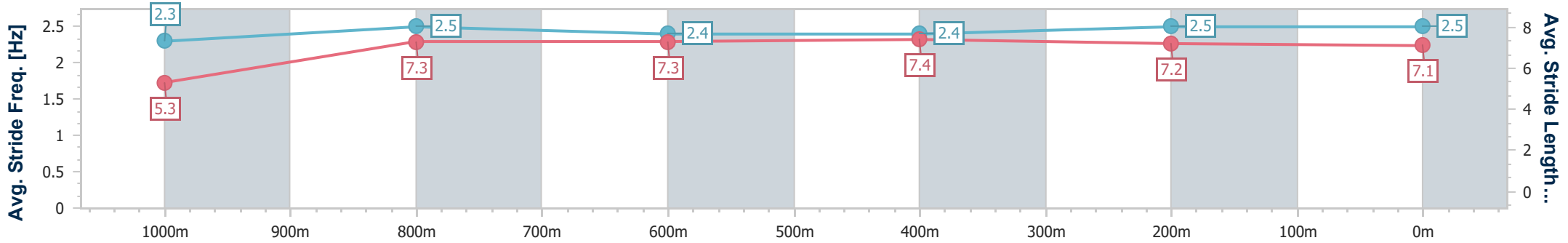
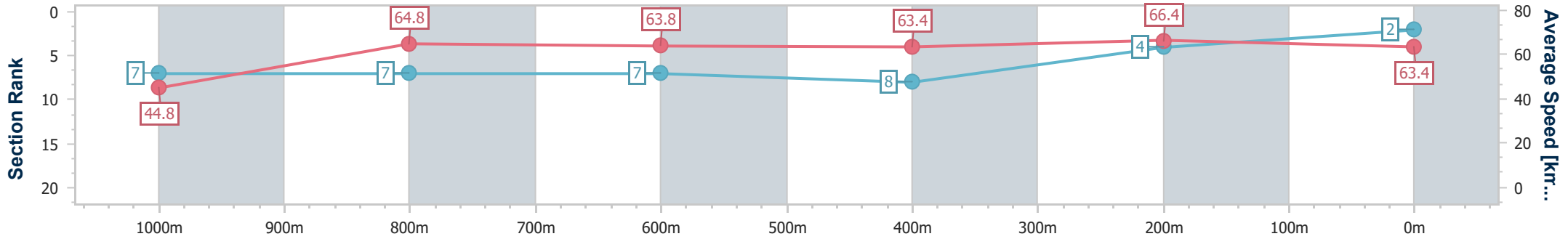
Race 2: SKY RACING QTIS Two-Year-Old Maiden Plate - 1110m

31 July 2024 - 13:10

Track Rating: Soft 5, Weather: Fine, Rail Position: +10m Entire

BRISBANE RACING CLUB

Section	Overall	1000m	800m	600m	400m	200m
Section Times	1:04.98 [2] (0:08.90)	0:56.08 [7] (0:11.09)	0:44.99 [7] (0:11.31)	0:33.68 [7] (0:11.47)	0:22.21 [8] (0:10.87)	0:11.34 [4] (0:11.34)
Average Speed [km/h]	44.8	64.8	63.8	63.4	66.4	63.4
Top Speed [km/h]	65.6	67.2	65.2	65.3	67.5	66.0
Avg. Dist. to Rail [m]	4.7	1.2	0.6	1.2	2.4	2.8
Avg. Stride Freq. [Hz]	2.3	2.5	2.4	2.4	2.5	2.5
Avg. Stride Length [m]	5.3	7.3	7.3	7.4	7.2	7.1



- [] Ranking at each section and finish
- .-.- No data available at this section
- NA No data available



Horse/Jockey Name	Wynette
Final Rank	3
Fastest Section Time (Section)	0:08.41 (Overall)
Top Speed [km/h] (Section)	66.7 (1000m)
Race State	Finished

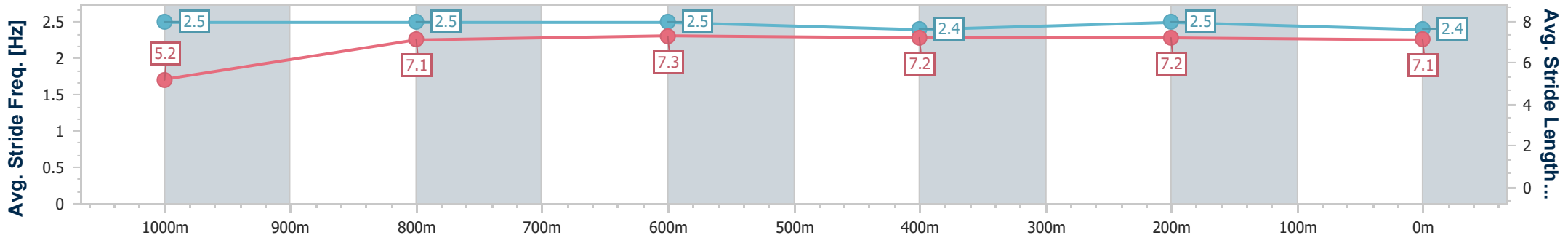
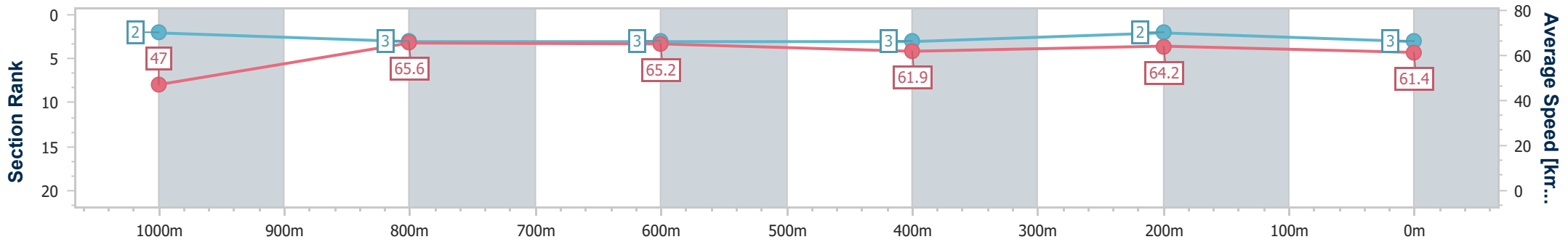


Doomben QLD Professional
Race 2: SKY RACING QTIS Two-Year-Old Maiden Plate - 1110m
 31 July 2024 - 13:10
 Track Rating: Soft 5, Weather: Fine, Rail Position: +10m Entire



BRISBANE
 RACING CLUB

Section	Overall	1000m	800m	600m	400m	200m
Section Times	1:05.18 [3] (0:08.41)	0:56.77 [2] (0:11.03)	0:45.74 [3] (0:11.11)	0:34.63 [3] (0:11.67)	0:22.96 [3] (0:11.22)	0:11.74 [2] (0:11.74)
Average Speed [km/h]	47.0	65.6	65.2	61.9	64.2	61.4
Top Speed [km/h]	65.3	66.7	66.5	64.8	65.7	64.5
Avg. Dist. to Rail [m]	3.1	1.2	1.5	1.2	2.3	2.7
Avg. Stride Freq. [Hz]	2.5	2.5	2.5	2.4	2.5	2.4
Avg. Stride Length [m]	5.2	7.1	7.3	7.2	7.2	7.1



- [] Ranking at each section and finish
- .-.- No data available at this section
- NA No data available



Horse/Jockey Name	Bate
Final Rank	4
Fastest Section Time (Section)	0:08.48 (Overall)
Top Speed [km/h] (Section)	67.1 (800m)
Race State	Finished

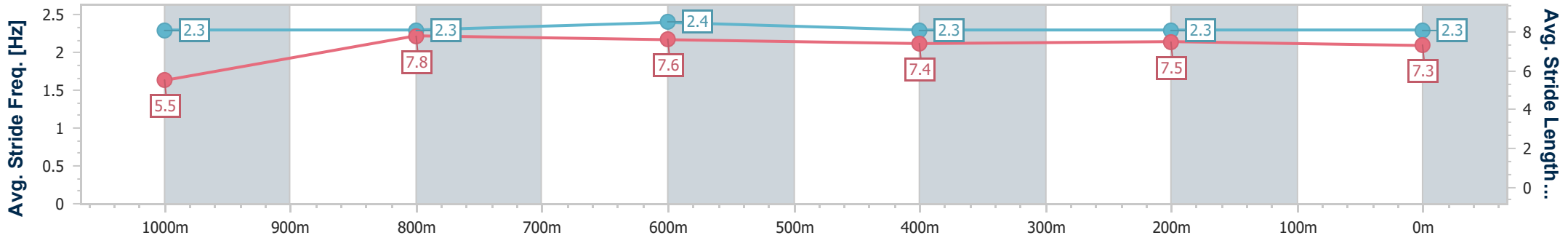
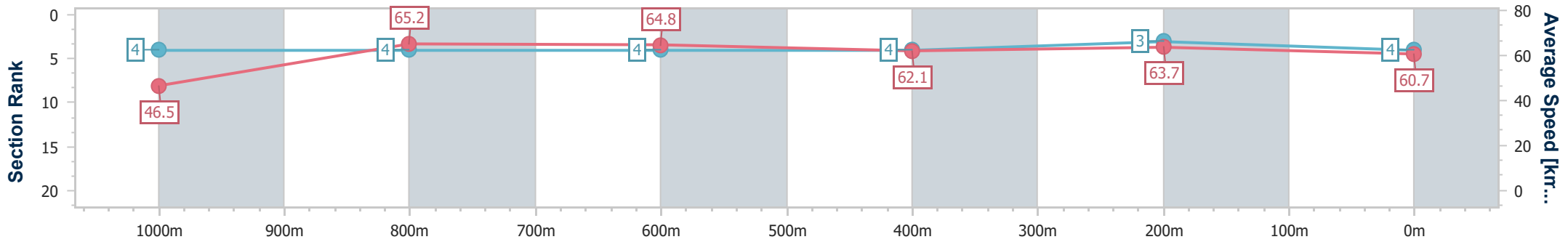


Doomben QLD Professional
Race 2: SKY RACING QTIS Two-Year-Old Maiden Plate - 1110m
 31 July 2024 - 13:10
 Track Rating: Soft 5, Weather: Fine, Rail Position: +10m Entire



BRISBANE
RACING CLUB

Section	Overall	1000m	800m	600m	400m	200m
Section Times	1:05.48 [4] (0:08.48)	0:57.00 [4] (0:11.13)	0:45.87 [4] (0:11.14)	0:34.73 [4] (0:11.58)	0:23.15 [4] (0:11.28)	0:11.87 [3] (0:11.87)
Average Speed [km/h]	46.5	65.2	64.8	62.1	63.7	60.7
Top Speed [km/h]	65.5	66.7	67.1	65.7	65.7	65.0
Avg. Dist. to Rail [m]	3.2	2.0	0.4	0.3	0.4	0.8
Avg. Stride Freq. [Hz]	2.3	2.3	2.4	2.3	2.3	2.3
Avg. Stride Length [m]	5.5	7.8	7.6	7.4	7.5	7.3



- [] Ranking at each section and finish
- .-.- No data available at this section
- NA No data available



Horse/Jockey Name	Tickle My Tosen
Final Rank	5
Fastest Section Time (Section)	0:09.04 (Overall)
Top Speed [km/h] (Section)	66.4 (1000m)
Race State	Finished

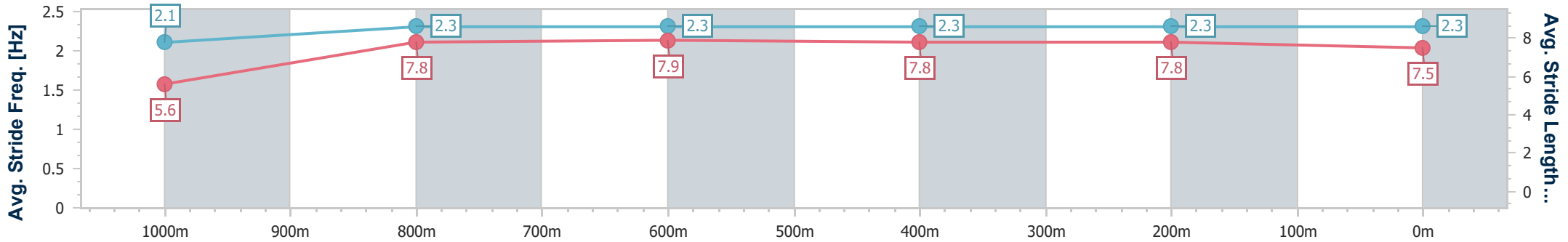
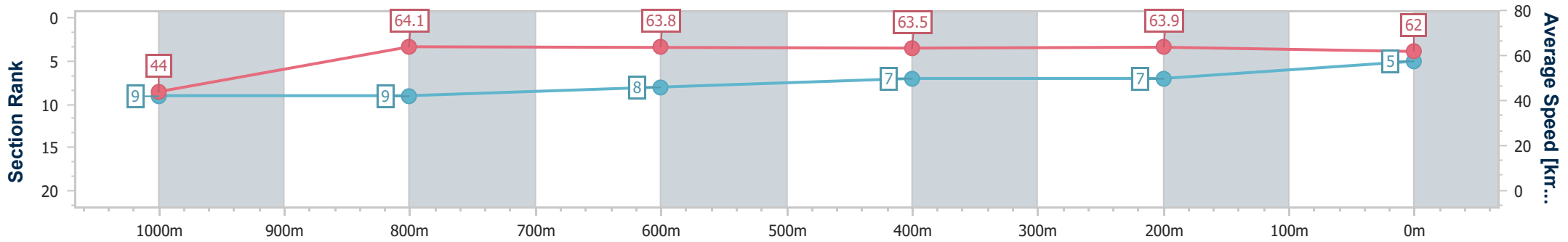


Doomben QLD Professional
Race 2: SKY RACING QTIS Two-Year-Old Maiden Plate - 1110m
 31 July 2024 - 13:10
 Track Rating: Soft 5, Weather: Fine, Rail Position: +10m Entire



BRISBANE
RACING CLUB

Section	Overall	1000m	800m	600m	400m	200m
Section Times	1:05.61 [5] (0:09.04)	0:56.57 [9] (0:11.21)	0:45.36 [9] (0:11.23)	0:34.13 [8] (0:11.26)	0:22.87 [7] (0:11.24)	0:11.63 [7] (0:11.63)
Average Speed [km/h]	44.0	64.1	63.8	63.5	63.9	62.0
Top Speed [km/h]	63.5	66.4	65.7	65.9	65.0	63.9
Avg. Dist. to Rail [m]	4.9	0.5	1.0	1.6	1.3	2.6
Avg. Stride Freq. [Hz]	2.1	2.3	2.3	2.3	2.3	2.3
Avg. Stride Length [m]	5.6	7.8	7.9	7.8	7.8	7.5



- [] Ranking at each section and finish
- .-.- No data available at this section
- NA No data available



Horse/Jockey Name	Reveillon
Final Rank	6
Fastest Section Time (Section)	0:08.65 (Overall)
Top Speed [km/h] (Section)	67.6 (1000m)
Race State	Finished

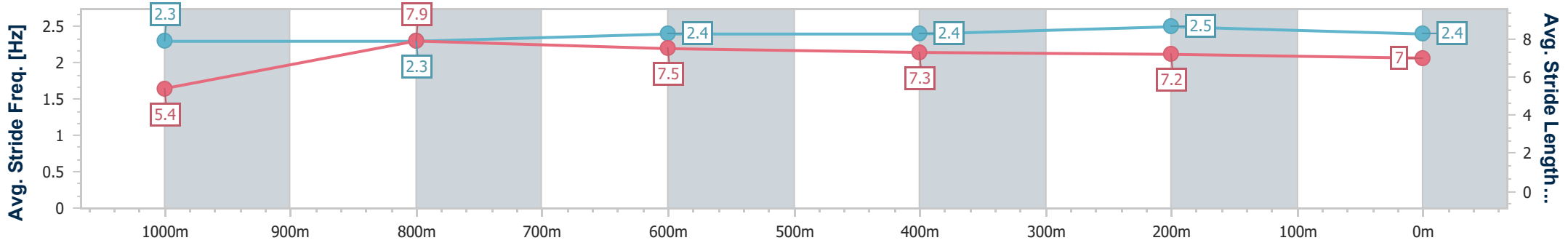
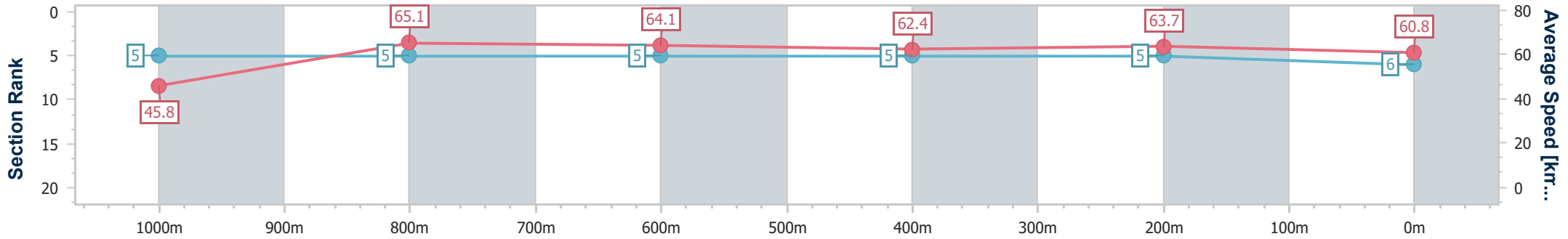


Doomben QLD Professional
Race 2: SKY RACING QTIS Two-Year-Old Maiden Plate - 1110m
 31 July 2024 - 13:10
 Track Rating: Soft 5, Weather: Fine, Rail Position: +10m Entire



BRISBANE
RACING CLUB

Section	Overall	1000m	800m	600m	400m	200m
Section Times	1:05.63 [6] (0:08.65)	0:56.98 [5] (0:11.10)	0:45.88 [5] (0:11.26)	0:34.62 [5] (0:11.48)	0:23.14 [5] (0:11.31)	0:11.83 [5] (0:11.83)
Average Speed [km/h]	45.8	65.1	64.1	62.4	63.7	60.8
Top Speed [km/h]	65.7	67.6	65.2	64.3	65.3	64.0
Avg. Dist. to Rail [m]	6.7	2.3	0.6	0.7	0.6	1.8
Avg. Stride Freq. [Hz]	2.3	2.3	2.4	2.4	2.5	2.4
Avg. Stride Length [m]	5.4	7.9	7.5	7.3	7.2	7.0



- [] Ranking at each section and finish
- .-.- No data available at this section
- NA No data available



Horse/Jockey Name	Andi Don't Care
Final Rank	7
Fastest Section Time (Section)	0:08.72 (Overall)
Top Speed [km/h] (Section)	67.2 (1000m)
Race State	Finished

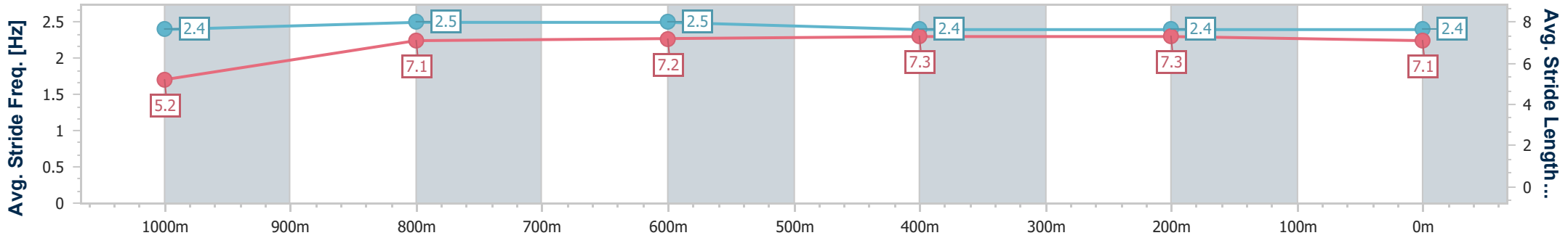
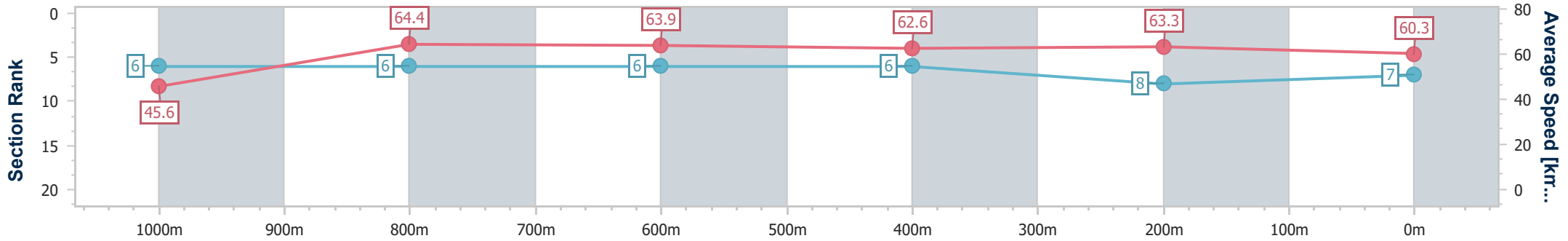


Doomben QLD Professional
Race 2: SKY RACING QTIS Two-Year-Old Maiden Plate - 1110m
 31 July 2024 - 13:10
 Track Rating: Soft 5, Weather: Fine, Rail Position: +10m Entire



BRISBANE
 RACING CLUB

Section	Overall	1000m	800m	600m	400m	200m
Section Times	1:05.92 [7] (0:08.72)	0:57.20 [6] (0:11.19)	0:46.01 [6] (0:11.27)	0:34.74 [6] (0:11.48)	0:23.26 [6] (0:11.34)	0:11.92 [8] (0:11.92)
Average Speed [km/h]	45.6	64.4	63.9	62.6	63.3	60.3
Top Speed [km/h]	65.6	67.2	66.2	64.3	64.6	62.3
Avg. Dist. to Rail [m]	3.4	0.1	0.3	0.9	1.6	1.9
Avg. Stride Freq. [Hz]	2.4	2.5	2.5	2.4	2.4	2.4
Avg. Stride Length [m]	5.2	7.1	7.2	7.3	7.3	7.1



- [] Ranking at each section and finish
- .-.- No data available at this section
- NA No data available



Horse/Jockey Name	Chilled With Ice
Final Rank	8
Fastest Section Time (Section)	0:08.43 (Overall)
Top Speed [km/h] (Section)	68.8 (1000m)
Race State	Finished



Doomben QLD Professional

Race 2: SKY RACING QTIS Two-Year-Old Maiden Plate - 1110m

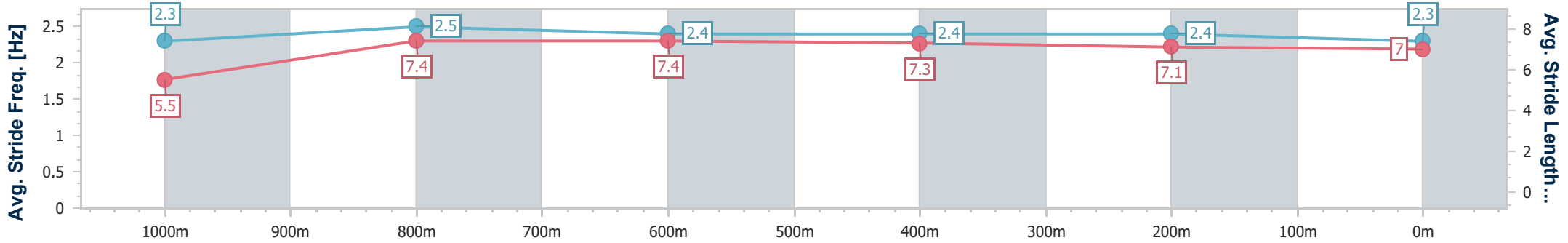
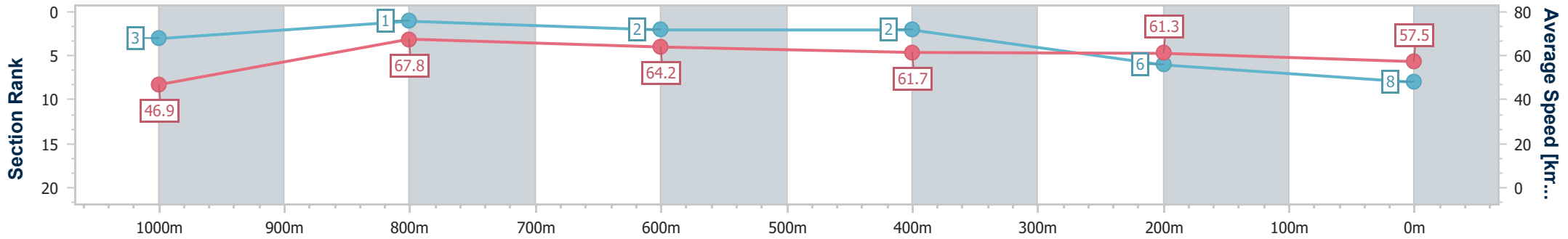
31 July 2024 - 13:10

Track Rating: Soft 5, Weather: Fine, Rail Position: +10m Entire



BRISBANE RACING CLUB

Section	Overall	1000m	800m	600m	400m	200m
Section Times	1:06.33 [8] (0:08.43)	0:57.90 [3] (0:10.74)	0:47.16 [1] (0:11.24)	0:35.92 [2] (0:11.72)	0:24.20 [2] (0:11.67)	0:12.53 [6] (0:12.53)
Average Speed [km/h]	46.9	67.8	64.2	61.7	61.3	57.5
Top Speed [km/h]	65.8	68.8	67.2	63.6	62.5	61.1
Avg. Dist. to Rail [m]	8.5	3.9	1.3	0.5	1.7	0.7
Avg. Stride Freq. [Hz]	2.3	2.5	2.4	2.4	2.4	2.3
Avg. Stride Length [m]	5.5	7.4	7.4	7.3	7.1	7.0



- [] Ranking at each section and finish
- .-.- No data available at this section
- NA No data available



Horse/Jockey Name	Kobability
Final Rank	9
Fastest Section Time (Section)	0:08.98 (Overall)
Top Speed [km/h] (Section)	66.4 (600m)
Race State	Finished

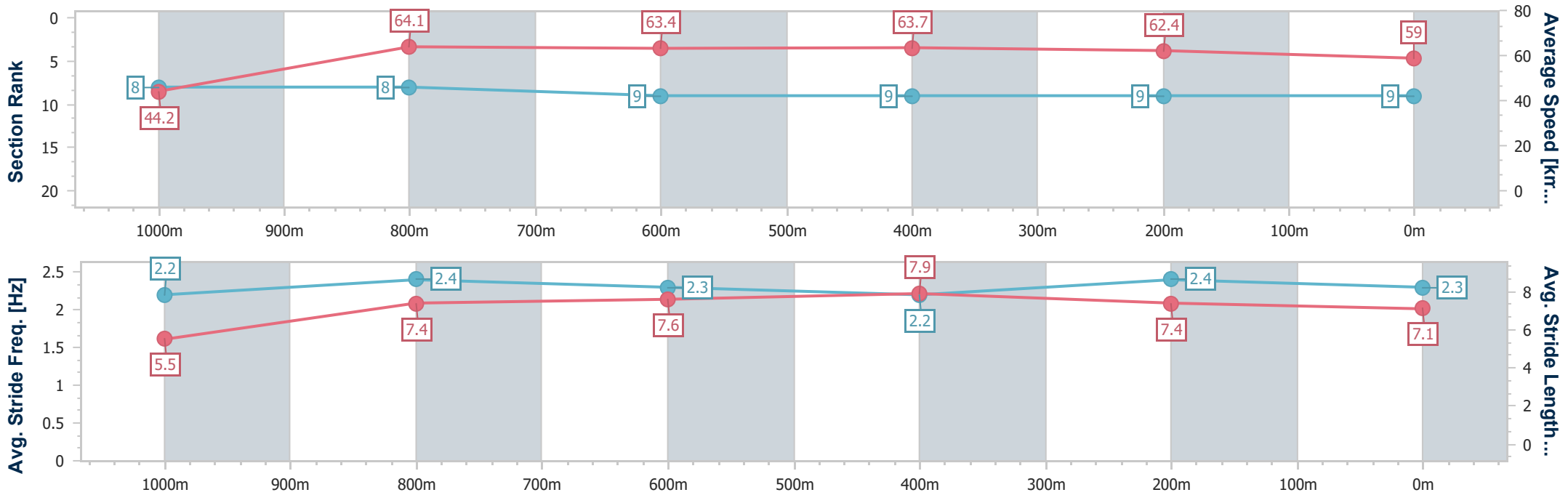


Doomben QLD Professional
Race 2: SKY RACING QTIS Two-Year-Old Maiden Plate - 1110m
 31 July 2024 - 13:10
 Track Rating: Soft 5, Weather: Fine, Rail Position: +10m Entire



BRISBANE
 RACING CLUB

Section	Overall	1000m	800m	600m	400m	200m
Section Times	1:06.62 [9] (0:08.98)	0:57.64 [8] (0:11.25)	0:46.39 [8] (0:11.30)	0:35.09 [9] (0:11.29)	0:23.80 [9] (0:11.59)	0:12.21 [9] (0:12.21)
Average Speed [km/h]	44.2	64.1	63.4	63.7	62.4	59.0
Top Speed [km/h]	63.0	65.5	66.0	66.4	64.0	61.8
Avg. Dist. to Rail [m]	6.4	1.2	0.8	0.4	1.6	0.7
Avg. Stride Freq. [Hz]	2.2	2.4	2.3	2.2	2.4	2.3
Avg. Stride Length [m]	5.5	7.4	7.6	7.9	7.4	7.1



- [] Ranking at each section and finish
- .-.- No data available at this section
- NA No data available



Doomben QLD Professional

Race 3: MEKKA RACEDAY 17 AUGUST Class 5 Handicap - 1660m

31 July 2024 - 13:43



BRISBANE
RACING CLUB

Track Rating: Soft 5, Weather: Fine, Rail Position: +10m Entire

Section														
Field Times	Overall	1400m	1200m	1000m	800m	600m	400m	Last 600m						
	1:38.73 (0:16.65)	1:22.08 (0:10.96)	1:11.12 (0:10.99)	1:00.13 (0:11.70)	0:48.43 (0:12.47)	0:35.96 (0:12.05)	0:23.91 (0:11.64)	0:35.96						
Rank	TAB	Horse/Jockey	Barrier	Top Speed [km/h]	Fastest Section								Distance Travelled [m]	
1	1	BULLT Bailey Wheeler	4	67.6	0:11.05	1:38.73 [1] (0:17.23)	1:21.50 [8] (0:11.05)	1:10.45 [8] (0:11.41)	0:59.04 [8] (0:11.62)	0:47.42 [8] (0:12.11)	0:35.31 [8] (0:11.66)	0:23.65 [6] (0:11.54)	0:35.31	
2	5	BEDFORD SQUARE Angela Jones	3	69.6	0:10.85	1:38.84 [2] (0:17.16)	1:21.68 [7] (0:10.85)	1:10.83 [5] (0:11.32)	0:59.51 [6] (0:11.60)	0:47.91 [5] (0:12.24)	0:35.67 [5] (0:11.95)	0:23.72 [7] (0:11.53)	0:35.67	+2
3	9	GOOGAZ Emily Lang	2	67.1	0:11.16	1:38.90 [3] (0:16.92)	1:21.98 [4] (0:11.16)	1:10.82 [7] (0:11.23)	0:59.59 [5] (0:11.66)	0:47.93 [6] (0:12.35)	0:35.58 [7] (0:11.69)	0:23.89 [5] (0:11.45)	0:35.58	-2
4	4	KIPLING'S JOURNEY Adin Thompson	8	69.6	0:10.90	1:39.15 [4] (0:16.76)	1:22.39 [3] (0:10.90)	1:11.49 [2] (0:11.25)	1:00.24 [3] (0:11.70)	0:48.54 [3] (0:12.36)	0:36.18 [3] (0:11.85)	0:24.33 [1] (0:11.66)	0:36.18	+3
5	6	KNIFE'S EDGE Michael Cahill	7	68.7	0:10.85	1:39.25 [5] (0:17.71)	1:21.54 [9] (0:10.85)	1:10.69 [9] (0:11.40)	0:59.29 [9] (0:11.56)	0:47.73 [9] (0:12.10)	0:35.63 [9] (0:11.69)	0:23.94 [9] (0:11.55)	0:35.63	-4
6	7	DIACO Ron Stewart	6	68.3	0:10.94	1:39.50 [6] (0:17.11)	1:22.39 [6] (0:10.94)	1:11.45 [6] (0:11.39)	1:00.06 [7] (0:11.64)	0:48.42 [7] (0:12.18)	0:36.24 [6] (0:11.74)	0:24.50 [4] (0:11.70)	0:36.24	+4
7	8	ENTERPRISE LASSIE Nikita Beriman	1	68.3	0:11.03	1:39.59 [7] (0:16.72)	1:22.87 [2] (0:11.03)	1:11.84 [4] (0:11.28)	1:00.56 [4] (0:11.65)	0:48.91 [4] (0:12.30)	0:36.61 [4] (0:12.14)	0:24.47 [8] (0:11.86)	0:36.61	-3
8	3	GALIFIANAKIS James Orman	5	69.6	0:11.00	1:39.98 [8] (0:16.65)	1:23.33 [1] (0:11.04)	1:12.29 [3] (0:11.00)	1:01.29 [2] (0:11.72)	0:49.57 [2] (0:12.39)	0:37.18 [2] (0:12.10)	0:25.08 [2] (0:11.91)	0:37.18	-3
9	2	FLASHING STEEL Cejay Graham	9	68.6	0:10.66	1:40.06 [9] (0:16.95)	1:23.11 [5] (0:10.66)	1:12.45 [1] (0:10.99)	1:01.46 [1] (0:11.70)	0:49.76 [1] (0:12.47)	0:37.29 [1] (0:12.19)	0:25.10 [3] (0:12.03)	0:37.29	+1



Doomben QLD Professional

Race 3: MEKKA RACEDAY 17 AUGUST Class 5 Handicap - 1660m

31 July 2024 - 13:43



BRISBANE
RACING CLUB

Track Rating: Soft 5, Weather: Fine, Rail Position: +10m Entire

Section				200m				Last 600m	
Field Times				0:12.27 (0:12.27)				0:35.96	
Rank	TAB	Horse/Jockey	Barrier	Top Speed [km/h]	Fastest Section	Margin			Distance Travelled [m]
1	1	BULLT Bailey Wheeler	4	67.6 Overall	0:11.05 1400m	0:12.11 [3] (0:12.11)	1:38.73		0:35.31
2	5	BEDFORD SQUARE Angela Jones	3	69.6 Overall	0:10.85 1400m	0:12.19 [4] (0:12.19)	0.66L		0:35.67 +2
3	9	GOOGAZ Emily Lang	2	67.1 Overall	0:11.16 1400m	0:12.44 [1] (0:12.44)	0.98L		0:35.58 -2
4	4	KIPLING'S JOURNEY Adin Thompson	8	69.6 Overall	0:10.90 1400m	0:12.67 [2] (0:12.67)	2.45L		0:36.18 +3
5	6	KNIFE'S EDGE Michael Cahill	7	68.7 Overall	0:10.85 1400m	0:12.39 [7] (0:12.39)	3.07L		0:35.63 -4
6	7	DIACO Ron Stewart	6	68.3 Overall	0:10.94 1400m	0:12.80 [5] (0:12.80)	4.52L		0:36.24 +4
7	8	ENTERPRISE LASSIE Nikita Beriman	1	68.3 Overall	0:11.03 1400m	0:12.61 [8] (0:12.61)	5.07L		0:36.61 -3
8	3	GALIFIANAKIS James Orman	5	69.6 Overall	0:11.00 1200m	0:13.17 [6] (0:13.17)	7.35L		0:37.18 -3
9	2	FLASHING STEEL Cejay Graham	9	68.6 1400m	0:10.66 1400m	0:13.07 [9] (0:13.07)	7.8L		0:37.29 +1



Horse/Jockey Name	Built
Final Rank	1
Fastest Section Time (Section)	0:11.05 (1400m)
Top Speed [km/h] (Section)	67.6 (Overall)
Race State	Finished



Doomben QLD Professional
Race 3: MEKKA RACEDAY 17 AUGUST Class 5 Handicap - 1660m

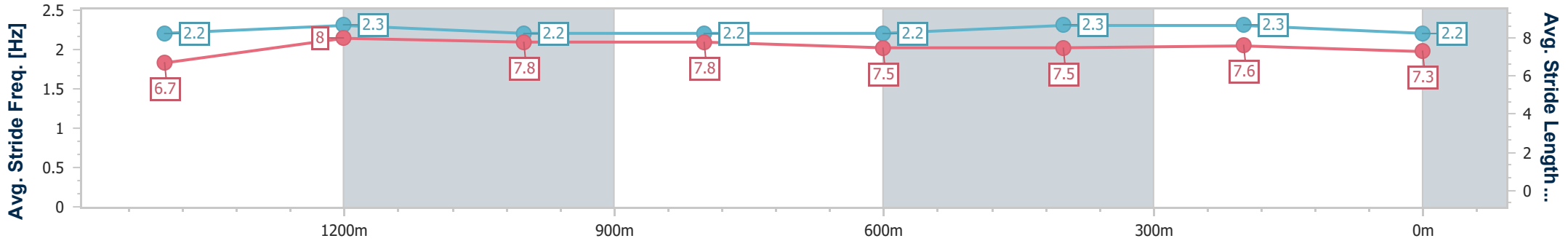
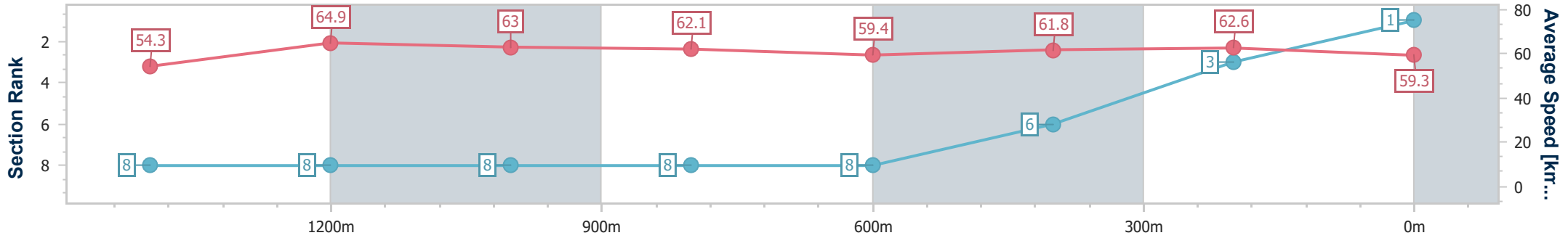


BRISBANE RACING CLUB

31 July 2024 - 13:43

Track Rating: Soft 5, Weather: Fine, Rail Position: +10m Entire

Section	Overall	1400m	1200m	1000m	800m	600m	400m	200m
Section Times	1:38.73 [1] (0:17.23)	1:21.50 [8] (0:11.05)	1:10.45 [8] (0:11.41)	0:59.04 [8] (0:11.62)	0:47.42 [8] (0:12.11)	0:35.31 [8] (0:11.66)	0:23.65 [6] (0:11.54)	0:12.11 [3] (0:12.11)
Average Speed [km/h]	54.3	64.9	63.0	62.1	59.4	61.8	62.6	59.3
Top Speed [km/h]	67.6	67.2	64.5	64.7	60.9	63.0	63.2	62.6
Avg. Dist. to Rail [m]	0.6	0.6	0.4	0.4	0.3	0.7	1.3	2.7
Avg. Stride Freq. [Hz]	2.2	2.3	2.2	2.2	2.2	2.3	2.3	2.2
Avg. Stride Length [m]	6.7	8.0	7.8	7.8	7.5	7.5	7.6	7.3



- [] Ranking at each section and finish
- .-.- No data available at this section
- NA No data available



Horse/Jockey Name	Bedford Square
Final Rank	2
Fastest Section Time (Section)	0:10.85 (1400m)
Top Speed [km/h] (Section)	69.6 (Overall)
Race State	Finished

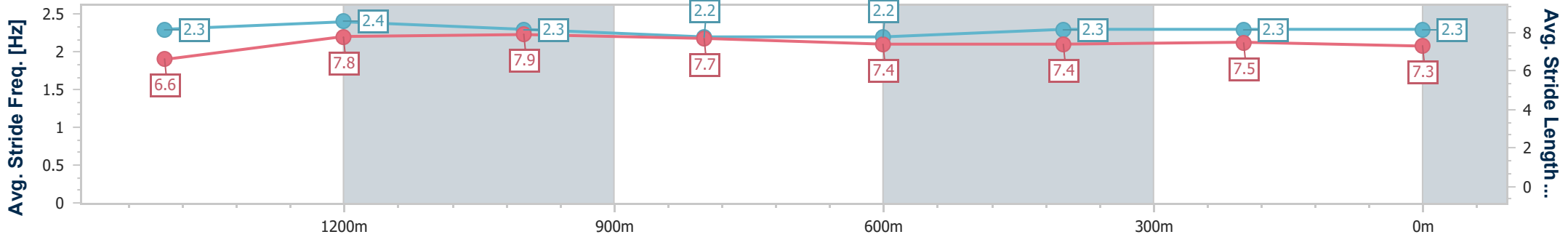
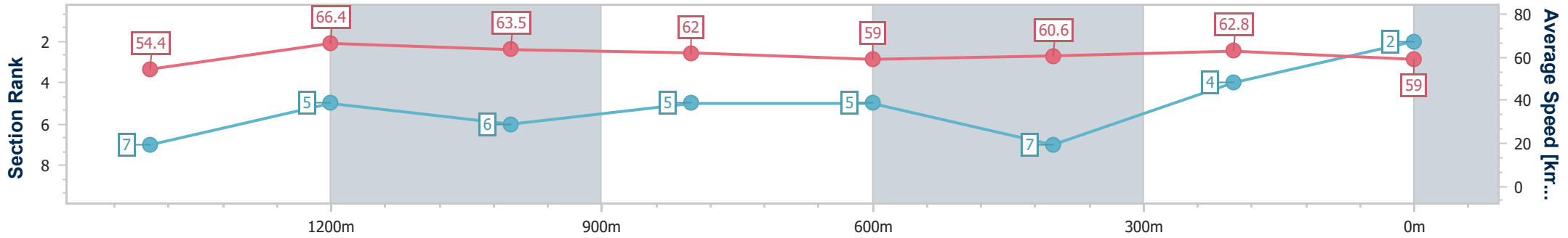


Doomben QLD Professional
Race 3: MEKKA RACEDAY 17 AUGUST Class 5 Handicap - 1660m
 31 July 2024 - 13:43
 Track Rating: Soft 5, Weather: Fine, Rail Position: +10m Entire



BRISBANE
RACING CLUB

Section	Overall	1400m	1200m	1000m	800m	600m	400m	200m
Section Times	1:38.84 [2] (0:17.16)	1:21.68 [7] (0:10.85)	1:10.83 [5] (0:11.32)	0:59.51 [6] (0:11.60)	0:47.91 [5] (0:12.24)	0:35.67 [5] (0:11.95)	0:23.72 [7] (0:11.53)	0:12.19 [4] (0:12.19)
Average Speed [km/h]	54.4	66.4	63.5	62.0	59.0	60.6	62.8	59.0
Top Speed [km/h]	69.6	68.3	64.0	64.1	61.4	62.4	63.7	61.2
Avg. Dist. to Rail [m]	1.9	0.3	0.1	0.2	0.6	1.0	2.3	4.1
Avg. Stride Freq. [Hz]	2.3	2.4	2.3	2.2	2.2	2.3	2.3	2.3
Avg. Stride Length [m]	6.6	7.8	7.9	7.7	7.4	7.4	7.5	7.3



- [] Ranking at each section and finish
- .-.- No data available at this section
- NA No data available



Horse/Jockey Name	Googaz
Final Rank	3
Fastest Section Time (Section)	0:11.16 (1400m)
Top Speed [km/h] (Section)	67.1 (Overall)
Race State	Finished



Doomben QLD Professional
Race 3: MEKKA RACEDAY 17 AUGUST Class 5 Handicap - 1660m

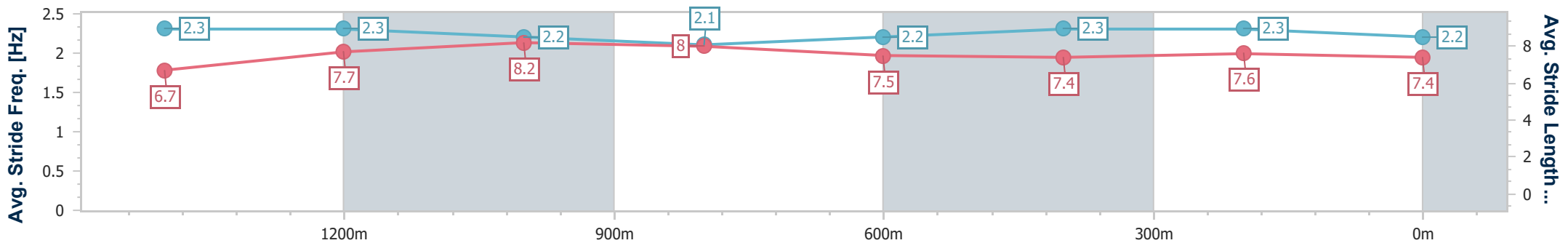
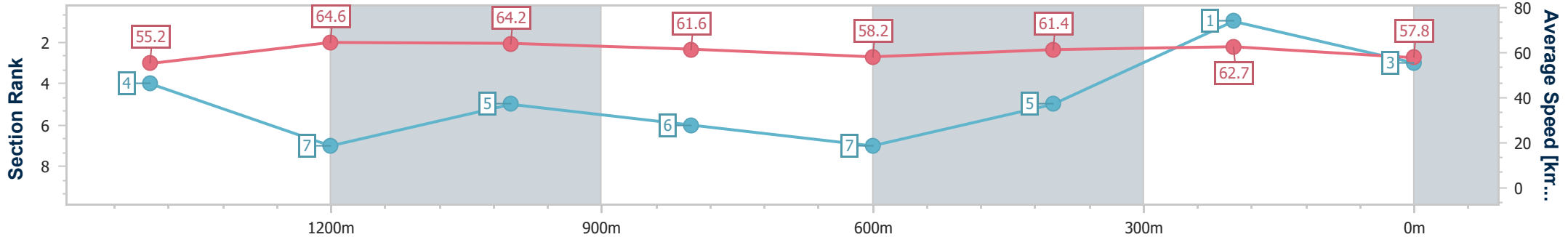


BRISBANE RACING CLUB

31 July 2024 - 13:43

Track Rating: Soft 5, Weather: Fine, Rail Position: +10m Entire

Section	Overall	1400m	1200m	1000m	800m	600m	400m	200m
Section Times	1:38.90 [3] (0:16.92)	1:21.98 [4] (0:11.16)	1:10.82 [7] (0:11.23)	0:59.59 [5] (0:11.66)	0:47.93 [6] (0:12.35)	0:35.58 [7] (0:11.69)	0:23.89 [5] (0:11.45)	0:12.44 [1] (0:12.44)
Average Speed [km/h]	55.2	64.6	64.2	61.6	58.2	61.4	62.7	57.8
Top Speed [km/h]	67.1	66.6	64.8	63.8	60.0	62.9	63.7	61.2
Avg. Dist. to Rail [m]	1.1	0.3	0.6	0.7	0.4	0.6	1.0	1.2
Avg. Stride Freq. [Hz]	2.3	2.3	2.2	2.1	2.2	2.3	2.3	2.2
Avg. Stride Length [m]	6.7	7.7	8.2	8.0	7.5	7.4	7.6	7.4



- [] Ranking at each section and finish
- .-.- No data available at this section
- NA No data available



Horse/Jockey Name	Kipling's Journey
Final Rank	4
Fastest Section Time (Section)	0:10.90 (1400m)
Top Speed [km/h] (Section)	69.6 (Overall)
Race State	Finished



Doomben QLD Professional
Race 3: MEKKA RACEDAY 17 AUGUST Class 5 Handicap - 1660m

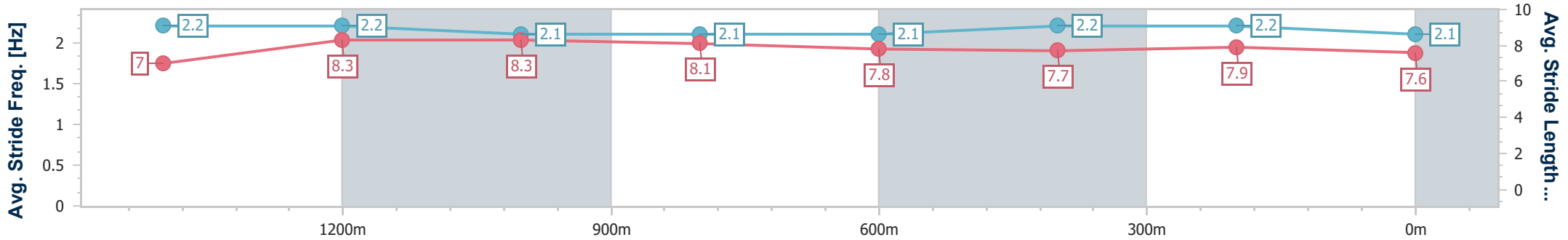
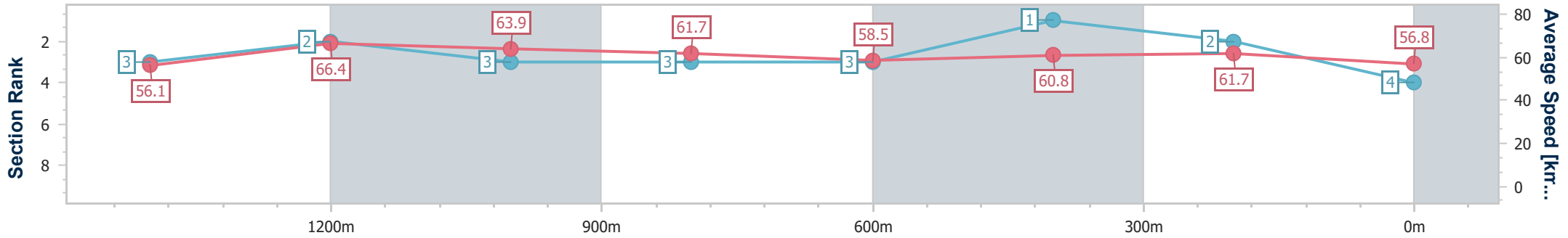


BRISBANE RACING CLUB

31 July 2024 - 13:43

Track Rating: Soft 5, Weather: Fine, Rail Position: +10m Entire

Section	Overall	1400m	1200m	1000m	800m	600m	400m	200m
Section Times	1:39.15 [4] (0:16.76)	1:22.39 [3] (0:10.90)	1:11.49 [2] (0:11.25)	1:00.24 [3] (0:11.70)	0:48.54 [3] (0:12.36)	0:36.18 [3] (0:11.85)	0:24.33 [1] (0:11.66)	0:12.67 [2] (0:12.67)
Average Speed [km/h]	56.1	66.4	63.9	61.7	58.5	60.8	61.7	56.8
Top Speed [km/h]	69.6	67.7	65.7	63.5	60.6	62.5	62.7	60.7
Avg. Dist. to Rail [m]	3.8	0.8	0.2	0.7	0.9	0.3	0.5	0.4
Avg. Stride Freq. [Hz]	2.2	2.2	2.1	2.1	2.1	2.2	2.2	2.1
Avg. Stride Length [m]	7.0	8.3	8.3	8.1	7.8	7.7	7.9	7.6



- [] Ranking at each section and finish
- .-.- No data available at this section
- NA No data available



Horse/Jockey Name	Knife's Edge
Final Rank	5
Fastest Section Time (Section)	0:10.85 (1400m)
Top Speed [km/h] (Section)	68.7 (Overall)
Race State	Finished

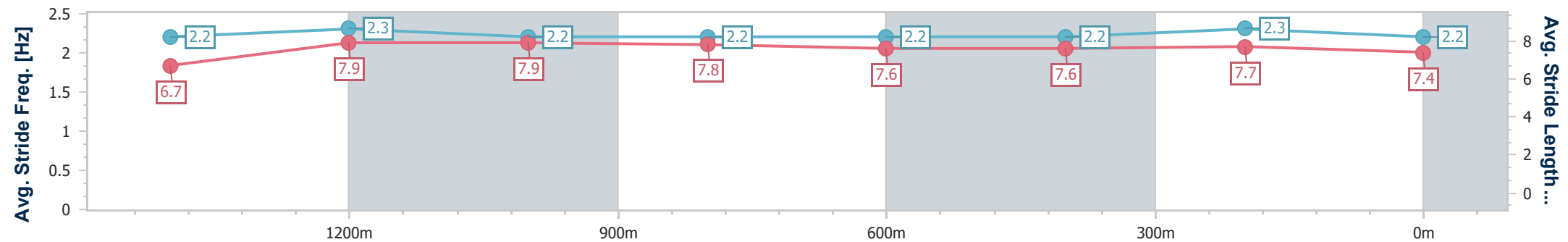
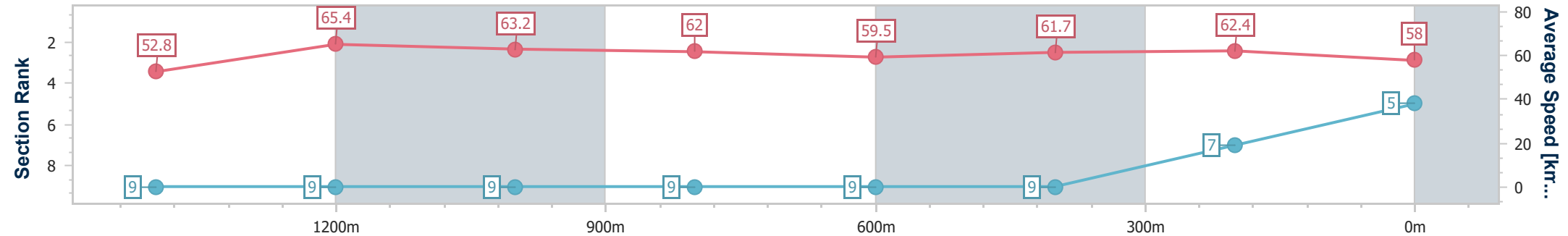


Doomben QLD Professional
Race 3: MEKKA RACEDAY 17 AUGUST Class 5 Handicap - 1660m
 31 July 2024 - 13:43
 Track Rating: Soft 5, Weather: Fine, Rail Position: +10m Entire



BRISBANE
RACING CLUB

Section	Overall	1400m	1200m	1000m	800m	600m	400m	200m
Section Times	1:39.25 [5] (0:17.71)	1:21.54 [9] (0:10.85)	1:10.69 [9] (0:11.40)	0:59.29 [9] (0:11.56)	0:47.73 [9] (0:12.10)	0:35.63 [9] (0:11.69)	0:23.94 [9] (0:11.55)	0:12.39 [7] (0:12.39)
Average Speed [km/h]	52.8	65.4	63.2	62.0	59.5	61.7	62.4	58.0
Top Speed [km/h]	68.7	68.1	64.3	64.2	61.8	62.8	63.0	62.2
Avg. Dist. to Rail [m]	1.6	2.3	1.6	1.1	0.2	0.4	1.9	5.6
Avg. Stride Freq. [Hz]	2.2	2.3	2.2	2.2	2.2	2.2	2.3	2.2
Avg. Stride Length [m]	6.7	7.9	7.9	7.8	7.6	7.6	7.7	7.4



- [] Ranking at each section and finish
- .-.- No data available at this section
- NA No data available



Horse/Jockey Name	Diaco
Final Rank	6
Fastest Section Time (Section)	0:10.94 (1400m)
Top Speed [km/h] (Section)	68.3 (Overall)
Race State	Finished



Doomben QLD Professional
Race 3: MEKKA RACEDAY 17 AUGUST Class 5 Handicap - 1660m

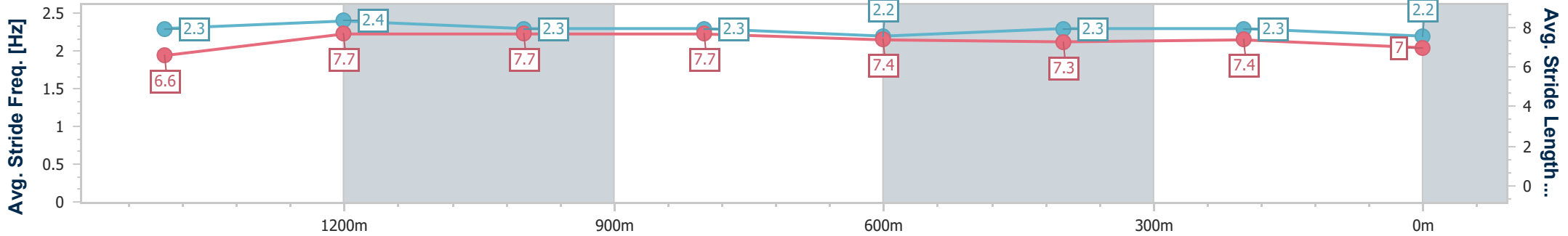
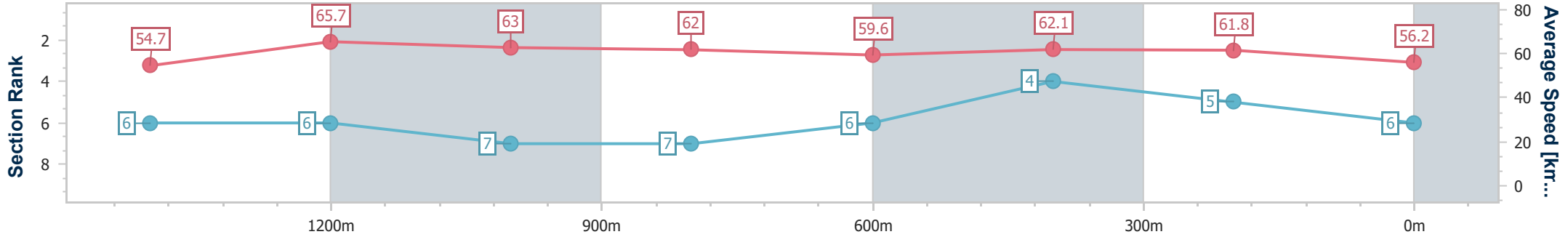


BRISBANE RACING CLUB

31 July 2024 - 13:43

Track Rating: Soft 5, Weather: Fine, Rail Position: +10m Entire

Section	Overall	1400m	1200m	1000m	800m	600m	400m	200m
Section Times	1:39.50 [6] (0:17.11)	1:22.39 [6] (0:10.94)	1:11.45 [6] (0:11.39)	1:00.06 [7] (0:11.64)	0:48.42 [7] (0:12.18)	0:36.24 [6] (0:11.74)	0:24.50 [4] (0:11.70)	0:12.80 [5] (0:12.80)
Average Speed [km/h]	54.7	65.7	63.0	62.0	59.6	62.1	61.8	56.2
Top Speed [km/h]	68.3	68.3	64.1	63.6	61.9	62.3	62.8	60.5
Avg. Dist. to Rail [m]	1.1	0.5	0.1	0.4	1.1	2.2	2.9	4.5
Avg. Stride Freq. [Hz]	2.3	2.4	2.3	2.3	2.2	2.3	2.3	2.2
Avg. Stride Length [m]	6.6	7.7	7.7	7.7	7.4	7.3	7.4	7.0



- [] Ranking at each section and finish
- .-.- No data available at this section
- NA No data available



Horse/Jockey Name	Enterprise Lassie
Final Rank	7
Fastest Section Time (Section)	0:11.03 (1400m)
Top Speed [km/h] (Section)	68.3 (Overall)
Race State	Finished

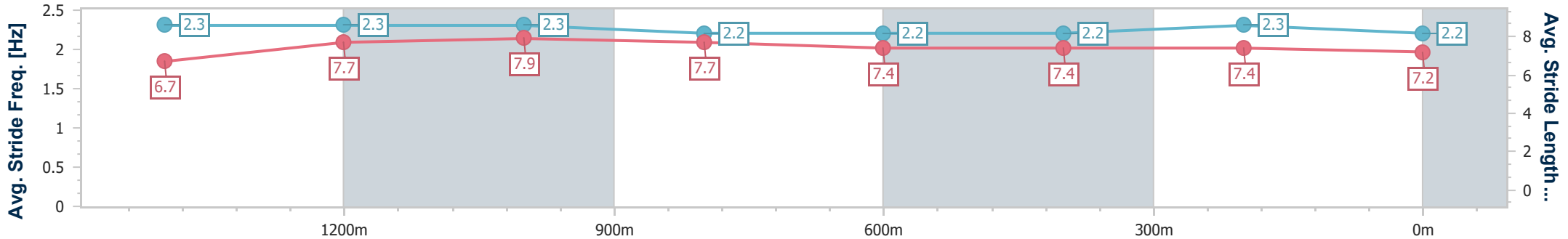
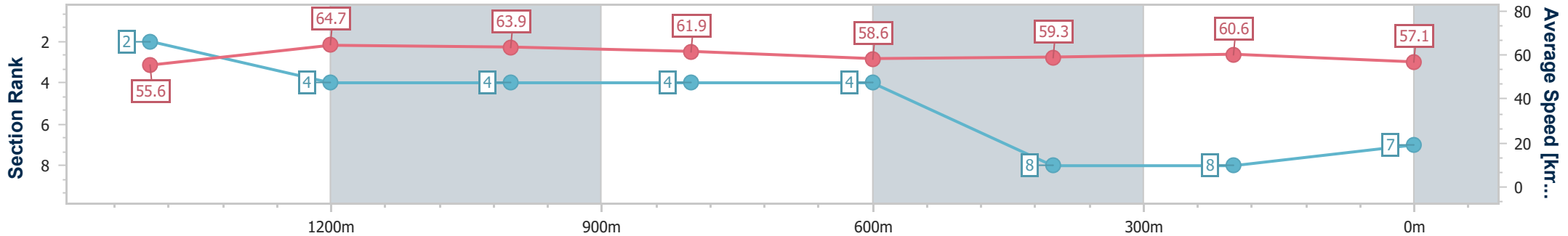


Doomben QLD Professional
Race 3: MEKKA RACEDAY 17 AUGUST Class 5 Handicap - 1660m
 31 July 2024 - 13:43
 Track Rating: Soft 5, Weather: Fine, Rail Position: +10m Entire



BRISBANE
RACING CLUB

Section	Overall	1400m	1200m	1000m	800m	600m	400m	200m
Section Times	1:39.59 [7] (0:16.72)	1:22.87 [2] (0:11.03)	1:11.84 [4] (0:11.28)	1:00.56 [4] (0:11.65)	0:48.91 [4] (0:12.30)	0:36.61 [4] (0:12.14)	0:24.47 [8] (0:11.86)	0:12.61 [8] (0:12.61)
Average Speed [km/h]	55.6	64.7	63.9	61.9	58.6	59.3	60.6	57.1
Top Speed [km/h]	68.3	66.5	64.4	63.8	60.8	60.4	61.7	60.9
Avg. Dist. to Rail [m]	2.3	1.1	0.3	0.2	0.4	0.5	0.7	1.0
Avg. Stride Freq. [Hz]	2.3	2.3	2.3	2.2	2.2	2.2	2.3	2.2
Avg. Stride Length [m]	6.7	7.7	7.9	7.7	7.4	7.4	7.4	7.2



- [] Ranking at each section and finish
- .-.- No data available at this section
- NA No data available



Horse/Jockey Name	Galifianakis
Final Rank	8
Fastest Section Time (Section)	0:11.00 (1200m)
Top Speed [km/h] (Section)	69.6 (Overall)
Race State	Finished

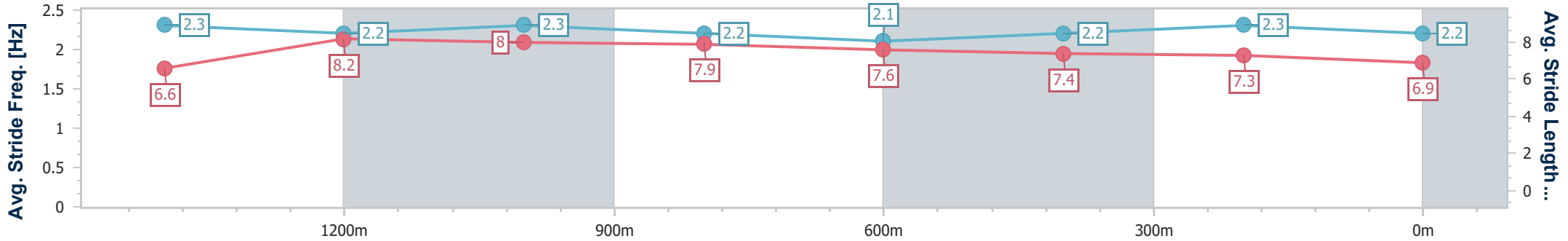
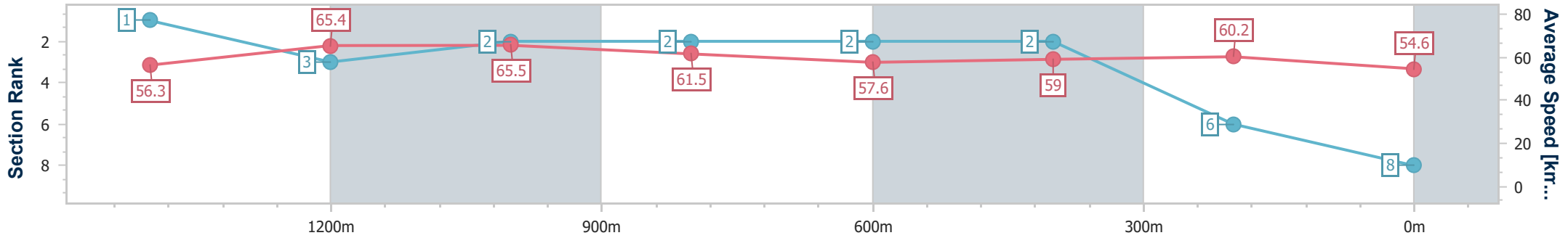


Doomben QLD Professional
Race 3: MEKKA RACEDAY 17 AUGUST Class 5 Handicap - 1660m
 31 July 2024 - 13:43
 Track Rating: Soft 5, Weather: Fine, Rail Position: +10m Entire



BRISBANE
RACING CLUB

Section	Overall	1400m	1200m	1000m	800m	600m	400m	200m
Section Times	1:39.98 [8] (0:16.65)	1:23.33 [1] (0:11.04)	1:12.29 [3] (0:11.00)	1:01.29 [2] (0:11.72)	0:49.57 [2] (0:12.39)	0:37.18 [2] (0:12.10)	0:25.08 [2] (0:11.91)	0:13.17 [6] (0:13.17)
Average Speed [km/h]	56.3	65.4	65.5	61.5	57.6	59.0	60.2	54.6
Top Speed [km/h]	69.6	69.1	66.6	64.7	59.0	61.3	61.4	58.4
Avg. Dist. to Rail [m]	1.0	1.3	0.5	0.4	0.8	2.3	1.6	1.4
Avg. Stride Freq. [Hz]	2.3	2.2	2.3	2.2	2.1	2.2	2.3	2.2
Avg. Stride Length [m]	6.6	8.2	8.0	7.9	7.6	7.4	7.3	6.9



- [] Ranking at each section and finish
- .-.- No data available at this section
- NA No data available



Horse/Jockey Name	Flashing Steel
Final Rank	9
Fastest Section Time (Section)	0:10.66 (1400m)
Top Speed [km/h] (Section)	68.6 (1400m)
Race State	Finished

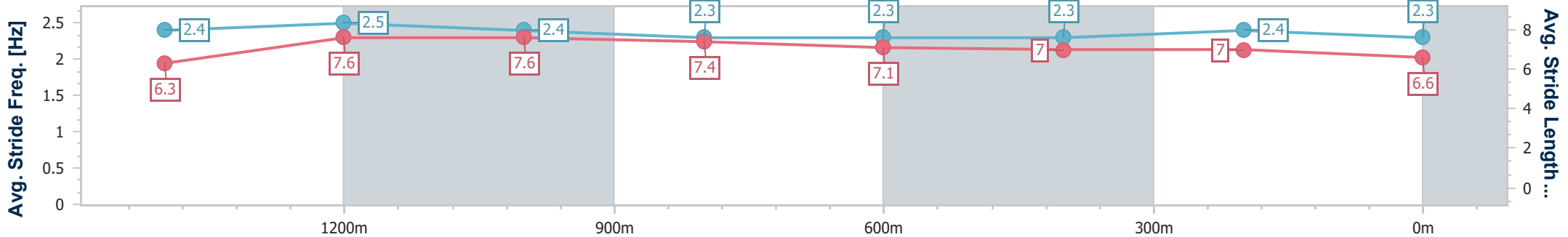
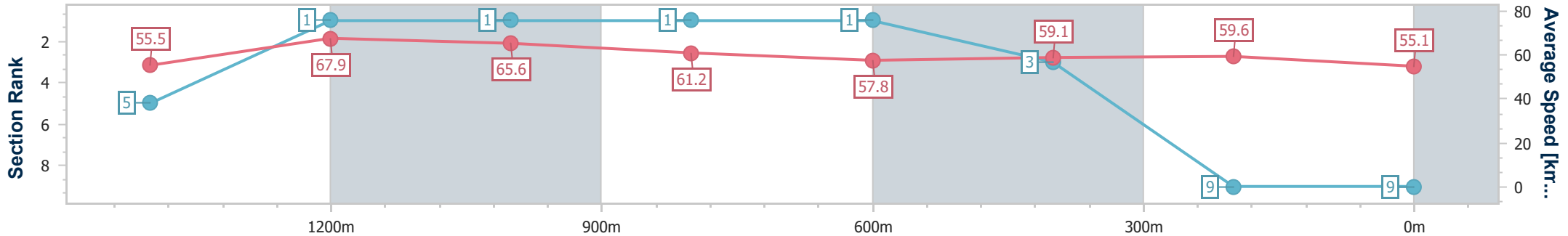


Doomben QLD Professional
Race 3: MEKKA RACEDAY 17 AUGUST Class 5 Handicap - 1660m
 31 July 2024 - 13:43
 Track Rating: Soft 5, Weather: Fine, Rail Position: +10m Entire



BRISBANE
RACING CLUB

Section	Overall	1400m	1200m	1000m	800m	600m	400m	200m
Section Times	1:40.06 [9] (0:16.95)	1:23.11 [5] (0:10.66)	1:12.45 [1] (0:10.99)	1:01.46 [1] (0:11.70)	0:49.76 [1] (0:12.47)	0:37.29 [1] (0:12.19)	0:25.10 [3] (0:12.03)	0:13.07 [9] (0:13.07)
Average Speed [km/h]	55.5	67.9	65.6	61.2	57.8	59.1	59.6	55.1
Top Speed [km/h]	68.3	68.6	68.2	63.8	59.7	59.8	60.5	58.6
Avg. Dist. to Rail [m]	4.0	1.2	0.5	0.4	0.2	0.4	0.8	3.6
Avg. Stride Freq. [Hz]	2.4	2.5	2.4	2.3	2.3	2.3	2.4	2.3
Avg. Stride Length [m]	6.3	7.6	7.6	7.4	7.1	7.0	7.0	6.6



- [] Ranking at each section and finish
- .-.- No data available at this section
- NA No data available



Doomben QLD Professional
Race 4: BECOME A BRC MEMBER Colts, Geldings & Entires
BENCHMARK 65 Handicap - 1200m
31 July 2024 - 14:18



BRISBANE
RACING CLUB

Track Rating: Soft 5, Weather: Fine, Rail Position: +10m Entire

Section		Overall	1000m	800m	600m	400m	200m	Last 600m					
Field Times		1:09.71 (0:13.27)	0:56.44 (0:10.64)	0:45.80 (0:11.26)	0:34.54 (0:11.60)	0:22.94 (0:11.13)	0:11.81 (0:11.81)	0:34.54					
Rank	TAB Horse/Jockey	Barrier	Top Speed [km/h]	Fastest Section							Margin	Distance Travelled [m]	
1	5 SURFERS ROYALE Angela Jones	5	69.4 1000m	0:10.64 1000m	1:09.71 [1] (0:13.27)	0:56.44 [1] (0:10.64)	0:45.80 [1] (0:11.26)	0:34.54 [1] (0:11.60)	0:22.94 [1] (0:11.13)	0:11.81 [1] (0:11.81)	1:09.71	0:34.54	
2	7 CARDONE Ryan Maloney	1	69.1 1000m	0:10.68 1000m	1:09.83 [2] (0:13.67)	0:56.16 [6] (0:10.68)	0:45.48 [4] (0:11.19)	0:34.29 [4] (0:11.43)	0:22.86 [5] (0:11.11)	0:11.75 [4] (0:11.75)	0.7L	0:34.29	+1
3	10 QUADE Emily Lang	7	68.0 1000m	0:10.75 1000m	1:10.00 [3] (0:13.37)	0:56.63 [3] (0:10.75)	0:45.88 [3] (0:11.33)	0:34.55 [3] (0:11.35)	0:23.20 [2] (0:11.11)	0:12.09 [2] (0:12.09)	1.7L	0:34.55	+7
4	3 POWDER MAN Courtney Bellamy	3	70.4 1000m	0:10.54 1000m	1:10.03 [4] (0:14.19)	0:55.84 [9] (0:10.54)	0:45.30 [9] (0:11.06)	0:34.24 [7] (0:11.38)	0:22.86 [8] (0:11.12)	0:11.74 [8] (0:11.74)	1.92L	0:34.24	-1
5	8 FLYING BIRDS Boris Thornton	2	69.5 1000m	0:10.82 1000m	1:10.11 [5] (0:13.59)	0:56.52 [5] (0:10.82)	0:45.70 [6] (0:11.34)	0:34.36 [6] (0:11.33)	0:23.03 [6] (0:11.07)	0:11.96 [5] (0:11.96)	2.34L	0:34.36	+8
6	9 LA FAST TYCOON James Orman	10	70.0 Overall	0:10.70 1000m	1:10.12 [6] (0:13.31)	0:56.81 [2] (0:10.70)	0:46.11 [2] (0:11.34)	0:34.77 [2] (0:11.61)	0:23.16 [4] (0:11.04)	0:12.12 [3] (0:12.12)	2.44L	0:34.77	+4
7	2 ALLEZ ZOU Tahlia Fenlon	9	70.7 1000m	0:10.47 1000m	1:10.13 [7] (0:14.15)	0:55.98 [8] (0:10.47)	0:45.51 [7] (0:11.31)	0:34.20 [8] (0:11.21)	0:22.99 [7] (0:11.10)	0:11.89 [7] (0:11.89)	2.46L	0:34.20	+7
8	1 BOW Bailey Wheeler	6	69.2 1000m	0:10.67 1000m	1:10.22 [8] (0:14.01)	0:56.21 [7] (0:10.67)	0:45.54 [8] (0:11.31)	0:34.23 [9] (0:11.40)	0:22.83 [9] (0:11.11)	0:11.72 [9] (0:11.72)	3L	0:34.23	+4
9	4 BETTER RAIN Marnu Potgieter	4	69.8 Overall	0:10.77 1000m	1:10.35 [9] (0:13.58)	0:56.77 [4] (0:10.77)	0:46.00 [4] (0:11.25)	0:34.75 [5] (0:11.27)	0:23.48 [3] (0:11.28)	0:12.20 [5] (0:12.20)	3.79L	0:34.75	+10

Scratched: Billionair Baby (#6)

[] Ranking at each section and finish
 -:-:- No data available at this section
 NA No data available

SCN Saddle cloth number
 DNF Did not finish
 DNT Did not track



Horse/Jockey Name	Surfers Royale
Final Rank	1
Fastest Section Time (Section)	0:10.64 (1000m)
Top Speed [km/h] (Section)	69.4 (1000m)
Race State	Finished



Doomben QLD Professional
Race 4: BECOME A BRC MEMBER Colts, Geldings & Entires
BENCHMARK 65 Handicap - 1200m

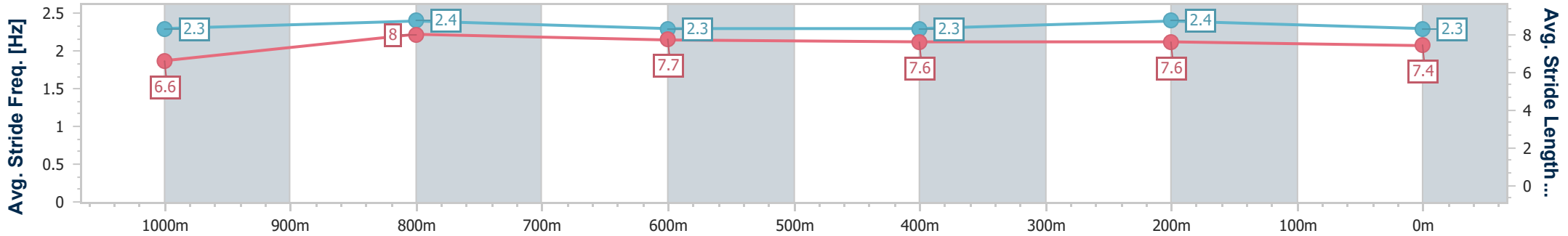
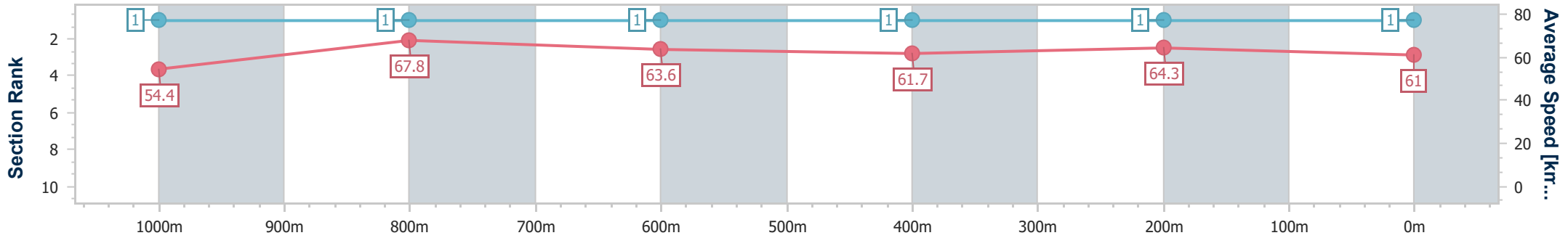


BRISBANE
RACING CLUB

31 July 2024 - 14:18

Track Rating: Soft 5, Weather: Fine, Rail Position: +10m Entire

Section	Overall	1000m	800m	600m	400m	200m
Section Times	1:09.71 [1] (0:13.27)	0:56.44 [1] (0:10.64)	0:45.80 [1] (0:11.26)	0:34.54 [1] (0:11.60)	0:22.94 [1] (0:11.13)	0:11.81 [1] (0:11.81)
Average Speed [km/h]	54.4	67.8	63.6	61.7	64.3	61.0
Top Speed [km/h]	69.0	69.4	66.1	62.5	66.1	63.9
Avg. Dist. to Rail [m]	2.7	0.4	0.8	1.2	1.2	1.0
Avg. Stride Freq. [Hz]	2.3	2.4	2.3	2.3	2.4	2.3
Avg. Stride Length [m]	6.6	8.0	7.7	7.6	7.6	7.4



- [] Ranking at each section and finish
- .-.- No data available at this section
- NA No data available



Horse/Jockey Name	Cardone
Final Rank	2
Fastest Section Time (Section)	0:10.68 (1000m)
Top Speed [km/h] (Section)	69.1 (1000m)
Race State	Finished



Doomben QLD Professional
Race 4: BECOME A BRC MEMBER Colts, Geldings & Entires
BENCHMARK 65 Handicap - 1200m

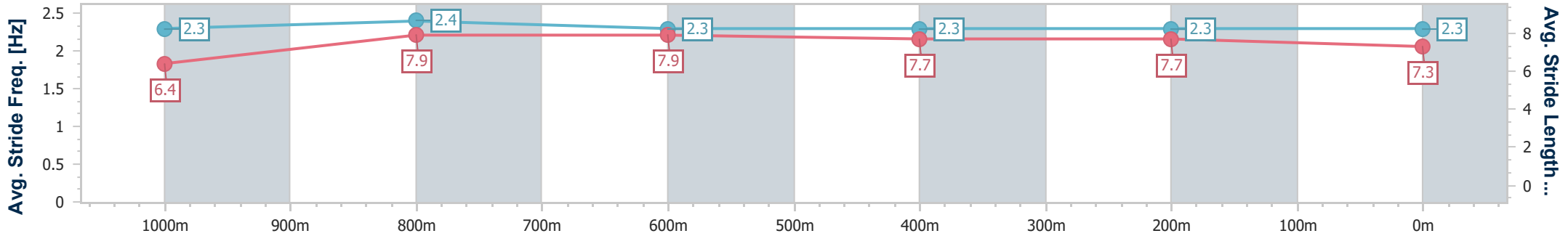
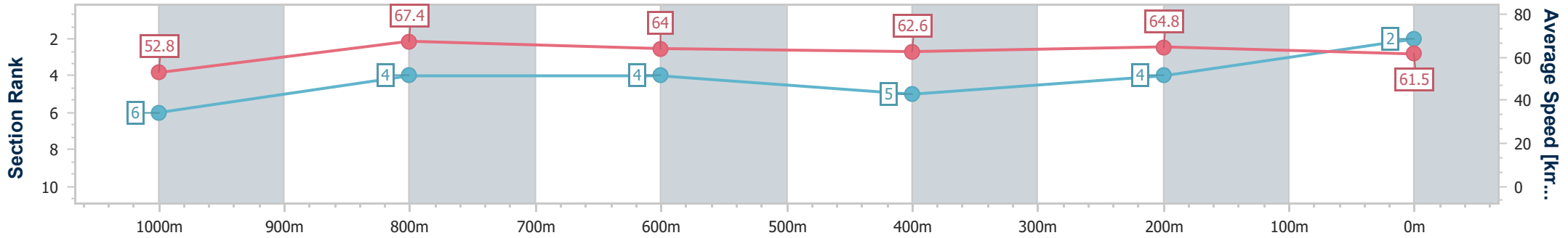


BRISBANE
RACING CLUB

31 July 2024 - 14:18

Track Rating: Soft 5, Weather: Fine, Rail Position: +10m Entire

Section	Overall	1000m	800m	600m	400m	200m
Section Times	1:09.83 [2] (0:13.67)	0:56.16 [6] (0:10.68)	0:45.48 [4] (0:11.19)	0:34.29 [4] (0:11.43)	0:22.86 [5] (0:11.11)	0:11.75 [4] (0:11.75)
Average Speed [km/h]	52.8	67.4	64.0	62.6	64.8	61.5
Top Speed [km/h]	68.6	69.1	64.9	64.3	65.9	64.1
Avg. Dist. to Rail [m]	0.9	0.4	1.1	0.5	0.7	0.6
Avg. Stride Freq. [Hz]	2.3	2.4	2.3	2.3	2.3	2.3
Avg. Stride Length [m]	6.4	7.9	7.9	7.7	7.7	7.3



- [] Ranking at each section and finish
- .-.- No data available at this section
- NA No data available



Horse/Jockey Name	Quade
Final Rank	3
Fastest Section Time (Section)	0:10.75 (1000m)
Top Speed [km/h] (Section)	68.0 (1000m)
Race State	Finished



Doomben QLD Professional
Race 4: BECOME A BRC MEMBER Colts, Geldings & Entires
BENCHMARK 65 Handicap - 1200m

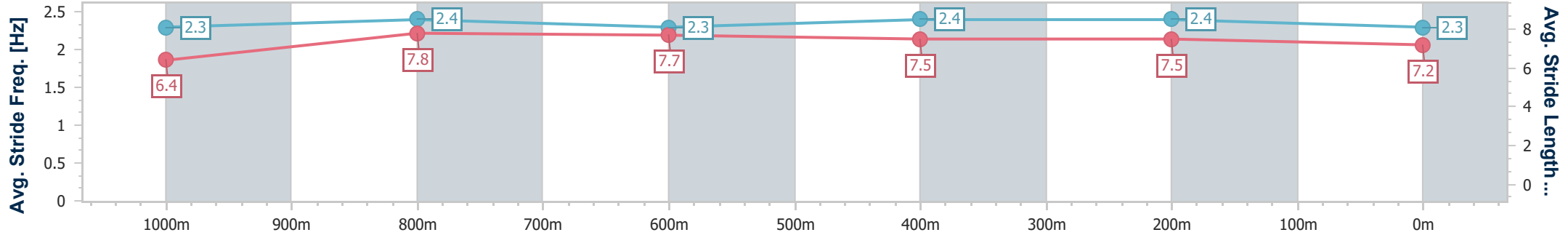
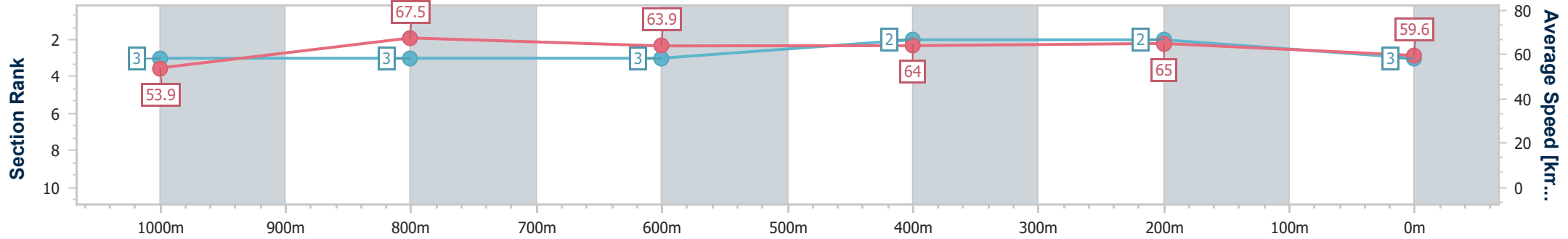


BRISBANE
RACING CLUB

31 July 2024 - 14:18

Track Rating: Soft 5, Weather: Fine, Rail Position: +10m Entire

Section	Overall	1000m	800m	600m	400m	200m
Section Times	1:10.00 [3] (0:13.37)	0:56.63 [3] (0:10.75)	0:45.88 [3] (0:11.33)	0:34.55 [3] (0:11.35)	0:23.20 [2] (0:11.11)	0:12.09 [2] (0:12.09)
Average Speed [km/h]	53.9	67.5	63.9	64.0	65.0	59.6
Top Speed [km/h]	68.0	68.0	65.4	64.9	65.5	62.9
Avg. Dist. to Rail [m]	3.8	1.8	1.4	1.3	1.8	2.3
Avg. Stride Freq. [Hz]	2.3	2.4	2.3	2.4	2.4	2.3
Avg. Stride Length [m]	6.4	7.8	7.7	7.5	7.5	7.2



- [] Ranking at each section and finish
- .-.- No data available at this section
- NA No data available



Horse/Jockey Name	Powder Man
Final Rank	4
Fastest Section Time (Section)	0:10.54 (1000m)
Top Speed [km/h] (Section)	70.4 (1000m)
Race State	Finished

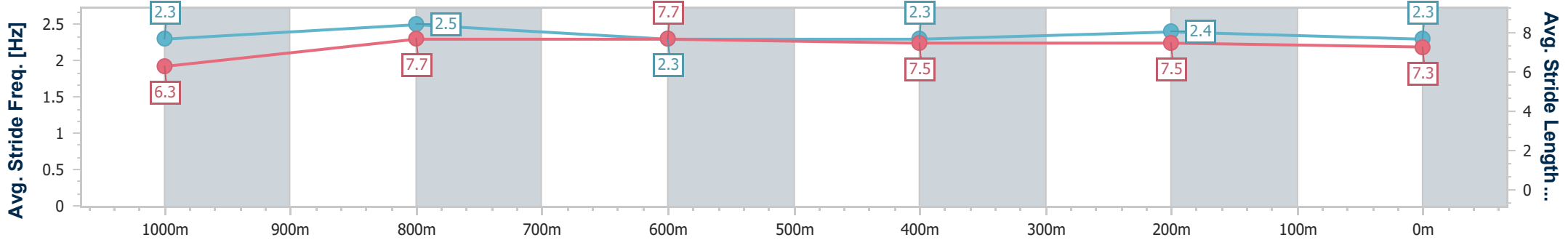
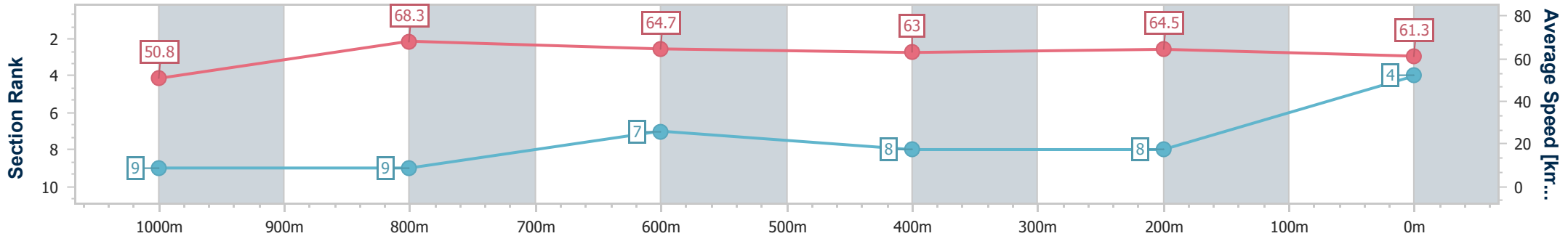


Doomben QLD Professional
Race 4: BECOME A BRC MEMBER Colts, Geldings & Entires
BENCHMARK 65 Handicap - 1200m
 31 July 2024 - 14:18
 Track Rating: Soft 5, Weather: Fine, Rail Position: +10m Entire



BRISBANE
RACING CLUB

Section	Overall	1000m	800m	600m	400m	200m
Section Times	1:10.03 [4] (0:14.19)	0:55.84 [9] (0:10.54)	0:45.30 [9] (0:11.06)	0:34.24 [7] (0:11.38)	0:22.86 [8] (0:11.12)	0:11.74 [8] (0:11.74)
Average Speed [km/h]	50.8	68.3	64.7	63.0	64.5	61.3
Top Speed [km/h]	69.0	70.4	66.2	63.8	66.0	64.1
Avg. Dist. to Rail [m]	1.5	0.3	1.0	1.2	1.1	0.7
Avg. Stride Freq. [Hz]	2.3	2.5	2.3	2.3	2.4	2.3
Avg. Stride Length [m]	6.3	7.7	7.7	7.5	7.5	7.3



- [] Ranking at each section and finish
- .-.- No data available at this section
- NA No data available



Horse/Jockey Name	Flying Birds
Final Rank	5
Fastest Section Time (Section)	0:10.82 (1000m)
Top Speed [km/h] (Section)	69.5 (1000m)
Race State	Finished

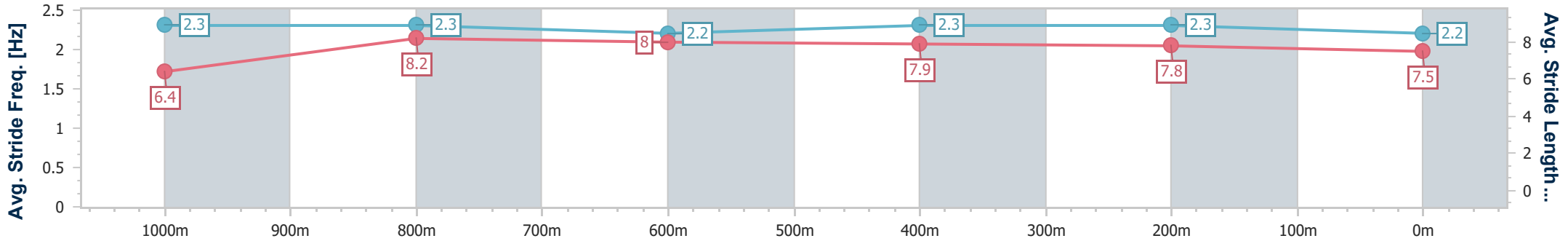
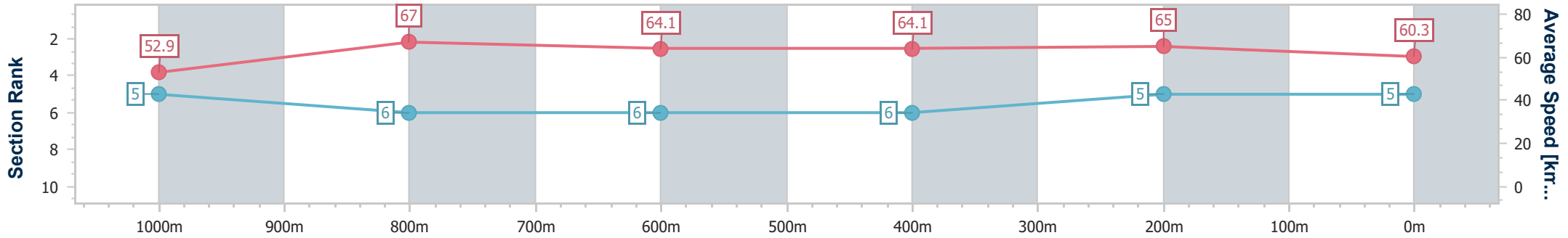


Doomben QLD Professional
Race 4: BECOME A BRC MEMBER Colts, Geldings & Entires
BENCHMARK 65 Handicap - 1200m
 31 July 2024 - 14:18
 Track Rating: Soft 5, Weather: Fine, Rail Position: +10m Entire



BRISBANE
RACING CLUB

Section	Overall	1000m	800m	600m	400m	200m
Section Times	1:10.11 [5] (0:13.59)	0:56.52 [5] (0:10.82)	0:45.70 [6] (0:11.34)	0:34.36 [6] (0:11.33)	0:23.03 [6] (0:11.07)	0:11.96 [5] (0:11.96)
Average Speed [km/h]	52.9	67.0	64.1	64.1	65.0	60.3
Top Speed [km/h]	68.8	69.5	65.2	65.3	65.8	64.1
Avg. Dist. to Rail [m]	1.6	1.6	1.8	1.6	1.0	2.4
Avg. Stride Freq. [Hz]	2.3	2.3	2.2	2.3	2.3	2.2
Avg. Stride Length [m]	6.4	8.2	8.0	7.9	7.8	7.5



- [] Ranking at each section and finish
- .-.- No data available at this section
- NA No data available



Horse/Jockey Name	La Fast Tycoon
Final Rank	6
Fastest Section Time (Section)	0:10.70 (1000m)
Top Speed [km/h] (Section)	70.0 (Overall)
Race State	Finished



Doomben QLD Professional
Race 4: BECOME A BRC MEMBER Colts, Geldings & Entires
BENCHMARK 65 Handicap - 1200m

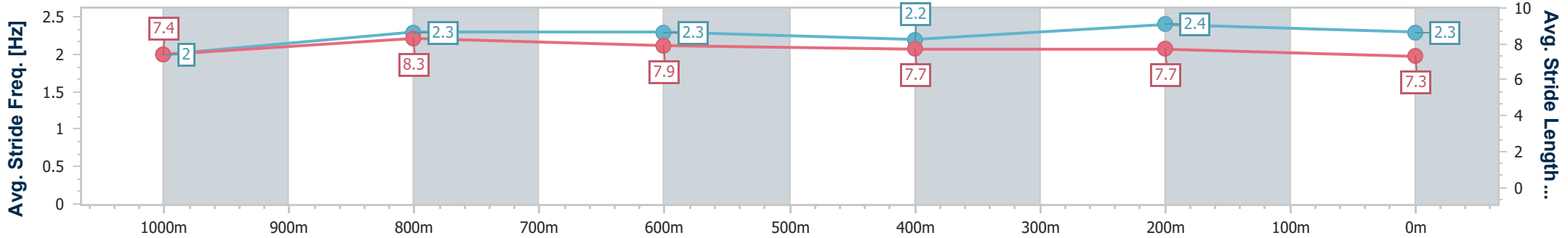
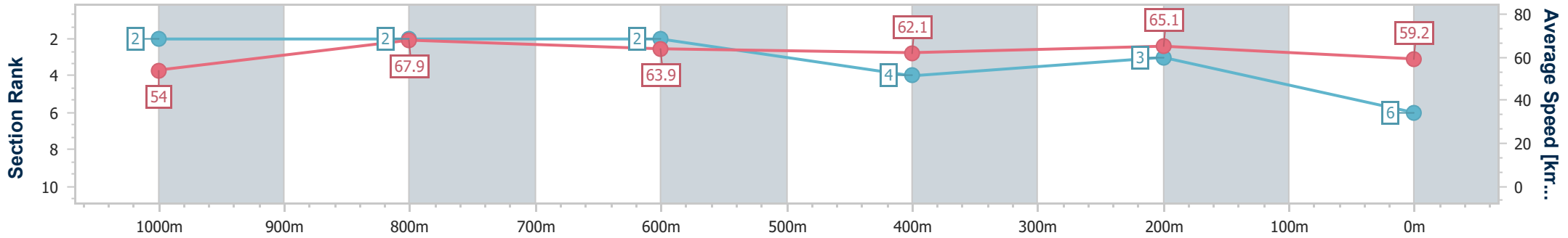


BRISBANE
RACING CLUB

31 July 2024 - 14:18

Track Rating: Soft 5, Weather: Fine, Rail Position: +10m Entire

Section	Overall	1000m	800m	600m	400m	200m
Section Times	1:10.12 [6] (0:13.31)	0:56.81 [2] (0:10.70)	0:46.11 [2] (0:11.34)	0:34.77 [2] (0:11.61)	0:23.16 [4] (0:11.04)	0:12.12 [3] (0:12.12)
Average Speed [km/h]	54.0	67.9	63.9	62.1	65.1	59.2
Top Speed [km/h]	70.0	69.6	65.8	63.2	67.2	63.3
Avg. Dist. to Rail [m]	5.9	2.7	1.1	0.4	0.5	0.7
Avg. Stride Freq. [Hz]	2.0	2.3	2.3	2.2	2.4	2.3
Avg. Stride Length [m]	7.4	8.3	7.9	7.7	7.7	7.3



- [] Ranking at each section and finish
- .-.- No data available at this section
- NA No data available



Horse/Jockey Name	Allez Zou
Final Rank	7
Fastest Section Time (Section)	0:10.47 (1000m)
Top Speed [km/h] (Section)	70.7 (1000m)
Race State	Finished

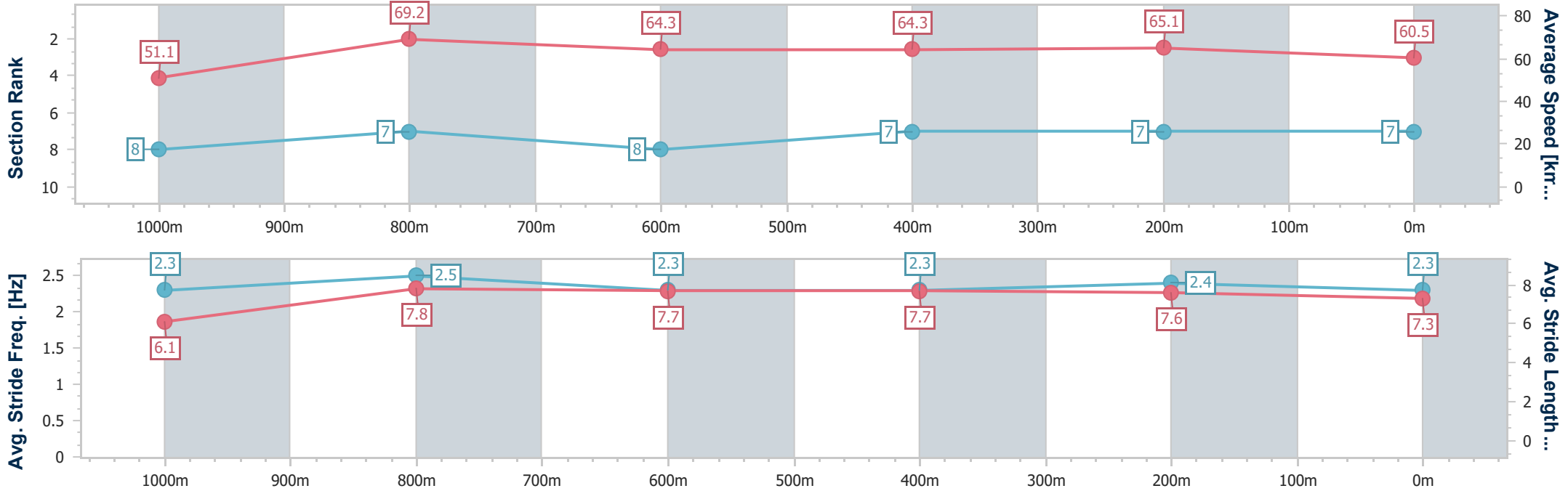


Doomben QLD Professional
Race 4: BECOME A BRC MEMBER Colts, Geldings & Entires
BENCHMARK 65 Handicap - 1200m
 31 July 2024 - 14:18
 Track Rating: Soft 5, Weather: Fine, Rail Position: +10m Entire



BRISBANE
RACING CLUB

Section	Overall	1000m	800m	600m	400m	200m
Section Times	1:10.13 [7] (0:14.15)	0:55.98 [8] (0:10.47)	0:45.51 [7] (0:11.31)	0:34.20 [8] (0:11.21)	0:22.99 [7] (0:11.10)	0:11.89 [7] (0:11.89)
Average Speed [km/h]	51.1	69.2	64.3	64.3	65.1	60.5
Top Speed [km/h]	70.0	70.7	65.8	65.3	66.7	64.5
Avg. Dist. to Rail [m]	5.0	3.5	1.4	0.8	1.5	3.4
Avg. Stride Freq. [Hz]	2.3	2.5	2.3	2.3	2.4	2.3
Avg. Stride Length [m]	6.1	7.8	7.7	7.7	7.6	7.3



- [] Ranking at each section and finish
- .-.- No data available at this section
- NA No data available



Horse/Jockey Name	Bow
Final Rank	8
Fastest Section Time (Section)	0:10.67 (1000m)
Top Speed [km/h] (Section)	69.2 (1000m)
Race State	Finished

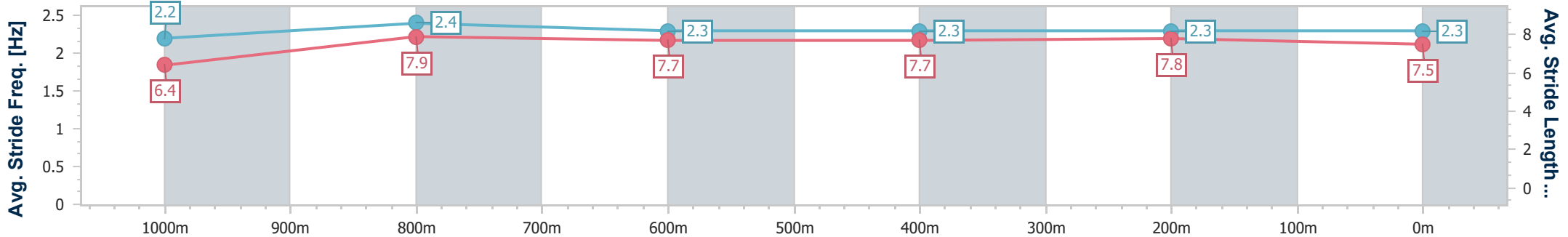
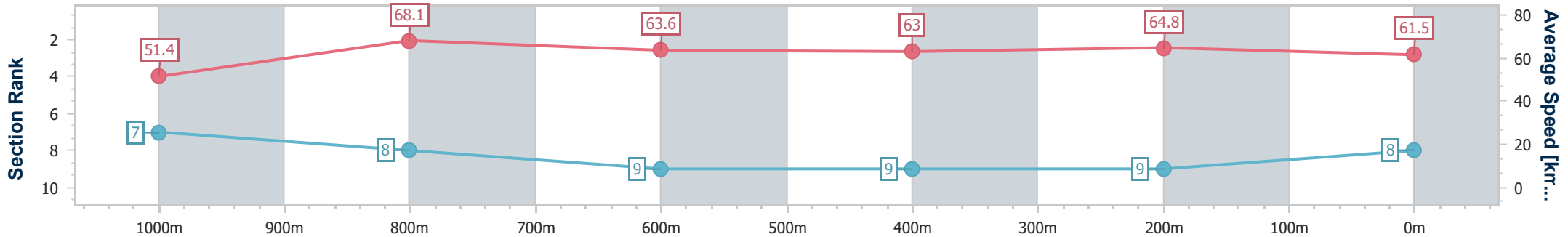


Doomben QLD Professional
Race 4: BECOME A BRC MEMBER Colts, Geldings & Entires
BENCHMARK 65 Handicap - 1200m
 31 July 2024 - 14:18
 Track Rating: Soft 5, Weather: Fine, Rail Position: +10m Entire



BRISBANE
RACING CLUB

Section	Overall	1000m	800m	600m	400m	200m
Section Times	1:10.22 [8] (0:14.01)	0:56.21 [7] (0:10.67)	0:45.54 [8] (0:11.31)	0:34.23 [9] (0:11.40)	0:22.83 [9] (0:11.11)	0:11.72 [9] (0:11.72)
Average Speed [km/h]	51.4	68.1	63.6	63.0	64.8	61.5
Top Speed [km/h]	68.2	69.2	65.1	63.8	65.7	65.1
Avg. Dist. to Rail [m]	3.3	2.1	0.8	0.4	1.6	4.5
Avg. Stride Freq. [Hz]	2.2	2.4	2.3	2.3	2.3	2.3
Avg. Stride Length [m]	6.4	7.9	7.7	7.7	7.8	7.5



- [] Ranking at each section and finish
- .-.- No data available at this section
- NA No data available



Horse/Jockey Name	Better Rain
Final Rank	9
Fastest Section Time (Section)	0:10.77 (1000m)
Top Speed [km/h] (Section)	69.8 (Overall)
Race State	Finished



Doomben QLD Professional
Race 4: BECOME A BRC MEMBER Colts, Geldings & Entires
BENCHMARK 65 Handicap - 1200m

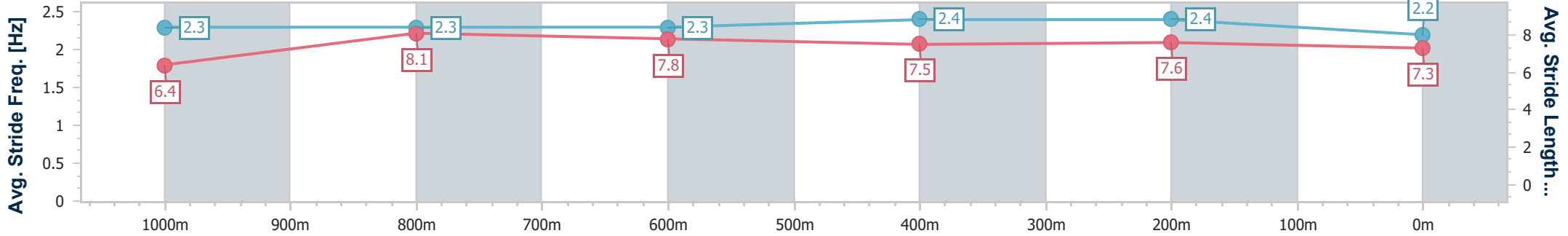
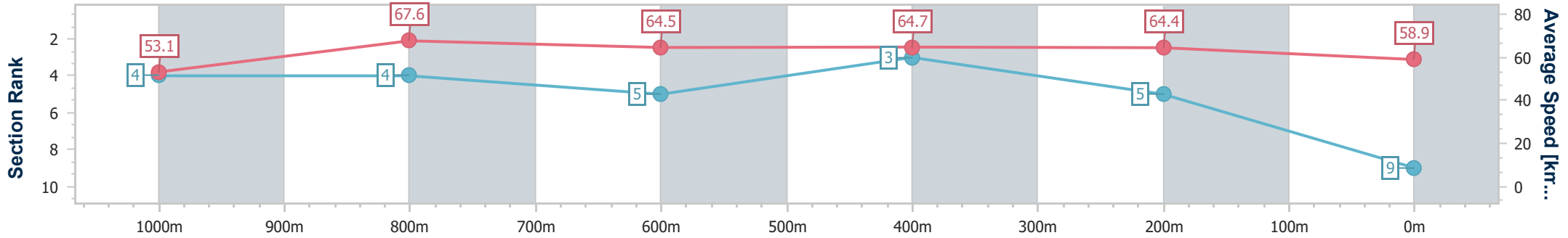


BRISBANE
RACING CLUB

31 July 2024 - 14:18

Track Rating: Soft 5, Weather: Fine, Rail Position: +10m Entire

Section	Overall	1000m	800m	600m	400m	200m
Section Times	1:10.35 [9] (0:13.58)	0:56.77 [4] (0:10.77)	0:46.00 [4] (0:11.25)	0:34.75 [5] (0:11.27)	0:23.48 [3] (0:11.28)	0:12.20 [5] (0:12.20)
Average Speed [km/h]	53.1	67.6	64.5	64.7	64.4	58.9
Top Speed [km/h]	69.8	69.1	66.4	65.4	65.3	62.8
Avg. Dist. to Rail [m]	3.9	3.3	2.1	2.0	3.0	2.0
Avg. Stride Freq. [Hz]	2.3	2.3	2.3	2.4	2.4	2.2
Avg. Stride Length [m]	6.4	8.1	7.8	7.5	7.6	7.3



- [] Ranking at each section and finish
- .-.- No data available at this section
- NA No data available



Doomben QLD Professional

Race 5: XXXX Fillies & Mares BENCHMARK 65 Handicap - 1200m

31 July 2024 - 14:54



BRISBANE
RACING CLUB

Track Rating: Soft 5, Weather: Fine, Rail Position: +10m Entire

Section												Last 600m		
Field Times		Overall	1000m	800m	600m	400m	200m						1:10.09	
		1:10.09 (0:12.87)	0:57.22 (0:10.59)	0:46.63 (0:11.40)	0:35.23 (0:11.57)	0:23.66 (0:11.50)	0:12.16 (0:12.16)							
Rank	TAB	Horse/Jockey	Barrier	Top Speed [km/h]	Fastest Section	Overall	1000m	800m	600m	400m	200m	Margin	Margin	Distance Travelled [m]
1	3	SISTINE EXPLORER Courtney Bellamy	3	72.0	0:10.59	1:10.09 [1] (0:12.87)	0:57.22 [1] (0:10.59)	0:46.63 [1] (0:11.40)	0:35.23 [1] (0:11.57)	0:23.66 [1] (0:11.50)	0:12.16 [2] (0:12.16)	1:10.09	0:35.23	
2	13	INTRECCIATO Karl Zechner	2	68.3	0:10.89	1:10.11 [2] (0:13.26)	0:56.85 [6] (0:10.89)	0:45.96 [7] (0:11.39)	0:34.57 [6] (0:11.51)	0:23.06 [6] (0:11.21)	0:11.85 [8] (0:11.85)	0.1L	0:34.57	-2
3	11	YELLOWHAMMER Justin Huxtable	4	70.4	0:10.73	1:10.29 [3] (0:13.25)	0:57.04 [5] (0:10.73)	0:46.31 [5] (0:11.50)	0:34.81 [5] (0:11.43)	0:23.38 [5] (0:11.19)	0:12.19 [3] (0:12.19)	1.17L	0:34.81	-3
4	4	MIXED SPICE Taylor Marshall	12	Data was not able to be tracked for this horse		-:--:-	-:--:-	-:--:-	-:--:-	-:--:-	-:--:-	1.28L	-:--:-	----
5	7	ANOTHER PEDRILLE Jag Guthmann-Chester	7	70.9	0:10.57	1:10.37 [5] (0:13.53)	0:56.84 [8] (0:10.57)	0:46.27 [6] (0:11.55)	0:34.72 [7] (0:11.56)	0:23.16 [7] (0:11.10)	0:12.06 [9] (0:12.06)	1.61L	0:34.72	+5
6	2	BELLA BABE Emily Lang	1	69.5	0:10.65	1:10.38 [6] (0:13.17)	0:57.21 [4] (0:10.65)	0:46.56 [4] (0:11.52)	0:35.04 [4] (0:11.38)	0:23.66 [4] (0:11.38)	0:12.28 [4] (0:12.28)	1.7L	0:35.04	-3
7	8	FREEMAN Samantha Collett	11	70.0	0:10.76	1:10.53 [7] (0:13.94)	0:56.59 [10] (0:10.76)	0:45.83 [10] (0:11.50)	0:34.33 [10] (0:11.38)	0:22.95 [10] (0:10.92)	0:12.03 [10] (0:12.03)	2.55L	0:34.33	-2
8	10	SCARLETT THUNDER Ryan Maloney	8	70.7	0:10.77	1:10.56 [8] (0:12.92)	0:57.64 [3] (0:10.77)	0:46.87 [3] (0:11.50)	0:35.37 [3] (0:11.47)	0:23.90 [3] (0:11.49)	0:12.41 [6] (0:12.41)	2.74L	0:35.37	+3
9	9	POWER FLASH Angela Jones	5	71.2	0:10.66	1:10.90 [9] (0:12.89)	0:58.01 [2] (0:10.66)	0:47.35 [2] (0:11.44)	0:35.91 [2] (0:11.57)	0:24.34 [2] (0:11.55)	0:12.79 [5] (0:12.79)	4.75L	0:35.91	-4
10	6	ROSE BY DESIGN Sean Cormack	9	69.5	0:10.82	1:11.04 [10] (0:13.45)	0:57.59 [7] (0:10.82)	0:46.77 [8] (0:11.60)	0:35.17 [9] (0:11.56)	0:23.61 [9] (0:11.15)	0:12.46 [11] (0:12.46)	5.55L	0:35.17	+7

Scratched: That's All Good (#14), First Person (#12), Miss Emma (#5)

[] Ranking at each section and finish
 -:--:- No data available at this section
 NA No data available

SCN Saddle cloth number
 DNF Did not finish
 DNT Did not track



Doomben QLD Professional

Race 5: XXXX Fillies & Mares BENCHMARK 65 Handicap - 1200m

31 July 2024 - 14:54



BRISBANE
RACING CLUB

Track Rating: Soft 5, Weather: Fine, Rail Position: +10m Entire

Section	Overall	1000m	800m	600m	400m	200m	Last 600m
Field Times	1:10.09 (0:12.87)	0:57.22 (0:10.59)	0:46.63 (0:11.40)	0:35.23 (0:11.57)	0:23.66 (0:11.50)	0:12.16 (0:12.16)	1:10.09

Rank	TAB	Horse/Jockey	Barrier	Top Speed [km/h]	Fastest Section	Overall	1000m	800m	600m	400m	200m	Margin	Distance Travelled [m]	
11	1	HOOT 'N' HOLLER	6	69.2	0:10.86	1:11.15 [11]	0:57.60 [9]	0:46.74 [9]	0:35.33 [8]	0:23.85 [8]	0:12.91 [7]	6.23L	0:35.33	-1
		Bailey Wheeler		1000m	1000m	(0:13.55)	(0:10.86)	(0:11.41)	(0:11.48)	(0:10.94)	(0:12.91)			

Scratched: That's All Good (#14), First Person (#12), Miss Emma (#5)

[] Ranking at each section and finish
 -:-:- No data available at this section
 NA No data available

SCN Saddle cloth number
 DNF Did not finish
 DNT Did not track



Horse/Jockey Name	Sistine Explorer
Final Rank	1
Fastest Section Time (Section)	0:10.59 (1000m)
Top Speed [km/h] (Section)	72.0 (Overall)
Race State	Finished



Doomben QLD Professional
Race 5: XXXX Fillies & Mares BENCHMARK 65 Handicap - 1200m

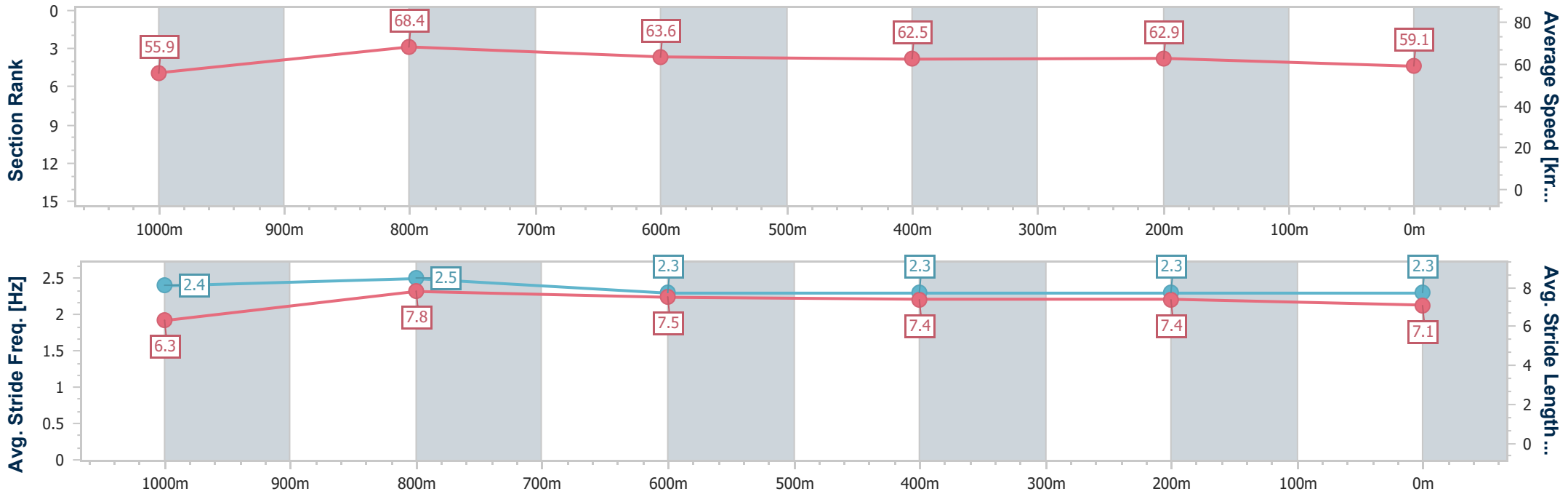


BRISBANE
RACING CLUB

31 July 2024 - 14:54

Track Rating: Soft 5, Weather: Fine, Rail Position: +10m Entire

Section	Overall	1000m	800m	600m	400m	200m
Section Times	1:10.09 [1] (0:12.87)	0:57.22 [1] (0:10.59)	0:46.63 [1] (0:11.40)	0:35.23 [1] (0:11.57)	0:23.66 [1] (0:11.50)	0:12.16 [2] (0:12.16)
Average Speed [km/h]	55.9	68.4	63.6	62.5	62.9	59.1
Top Speed [km/h]	72.0	71.1	64.8	63.8	63.4	61.4
Avg. Dist. to Rail [m]	3.2	1.4	1.5	0.9	0.8	2.3
Avg. Stride Freq. [Hz]	2.4	2.5	2.3	2.3	2.3	2.3
Avg. Stride Length [m]	6.3	7.8	7.5	7.4	7.4	7.1



- [] Ranking at each section and finish
- .-.- No data available at this section
- NA No data available



Horse/Jockey Name	Intrecciato
Final Rank	2
Fastest Section Time (Section)	0:10.89 (1000m)
Top Speed [km/h] (Section)	68.3 (Overall)
Race State	Finished



Doomben QLD Professional
Race 5: XXXX Fillies & Mares BENCHMARK 65 Handicap - 1200m

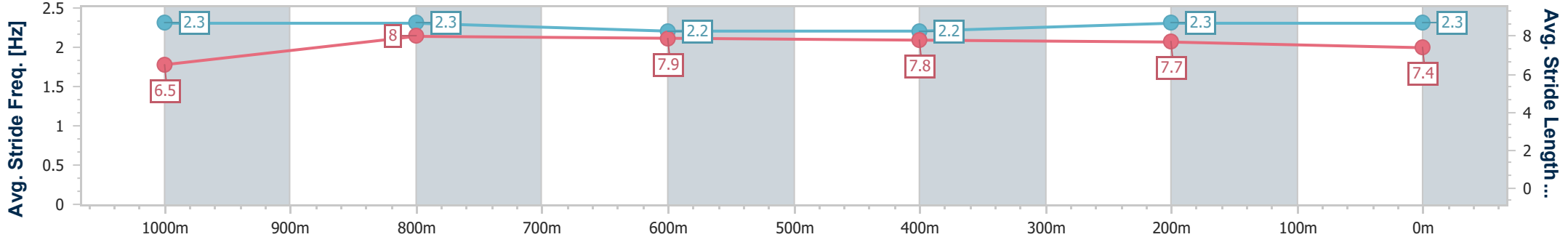
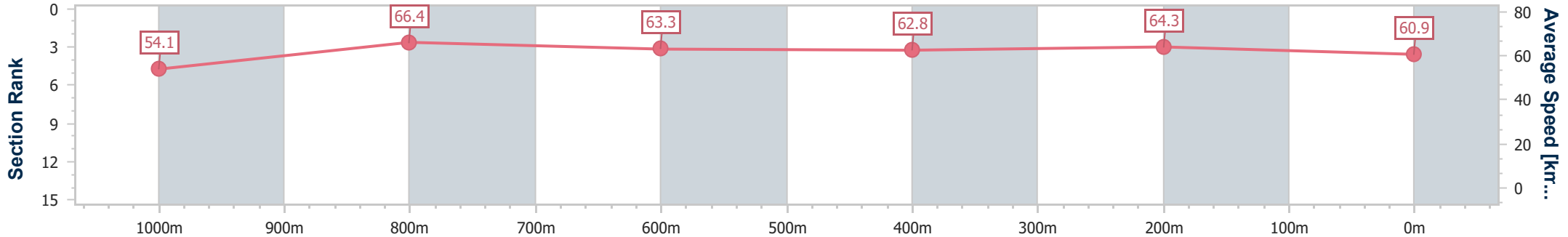


BRISBANE
 RACING CLUB

31 July 2024 - 14:54

Track Rating: Soft 5, Weather: Fine, Rail Position: +10m Entire

Section	Overall	1000m	800m	600m	400m	200m
Section Times	1:10.11 [2] (0:13.26)	0:56.85 [6] (0:10.89)	0:45.96 [7] (0:11.39)	0:34.57 [6] (0:11.51)	0:23.06 [6] (0:11.21)	0:11.85 [8] (0:11.85)
Average Speed [km/h]	54.1	66.4	63.3	62.8	64.3	60.9
Top Speed [km/h]	68.3	67.6	64.8	64.0	64.9	63.9
Avg. Dist. to Rail [m]	1.1	0.4	0.5	1.1	2.4	1.6
Avg. Stride Freq. [Hz]	2.3	2.3	2.2	2.2	2.3	2.3
Avg. Stride Length [m]	6.5	8.0	7.9	7.8	7.7	7.4



- [] Ranking at each section and finish
- .-.- No data available at this section
- NA No data available



Horse/Jockey Name	Yellowhammer
Final Rank	3
Fastest Section Time (Section)	0:10.73 (1000m)
Top Speed [km/h] (Section)	70.4 (1000m)
Race State	Finished

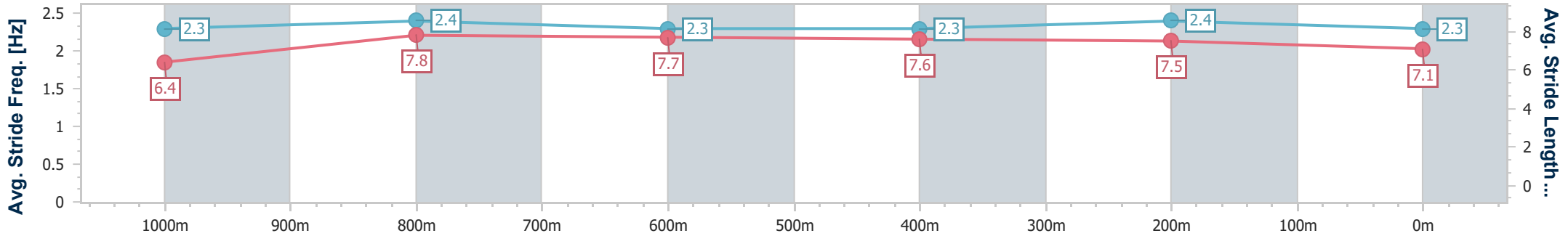
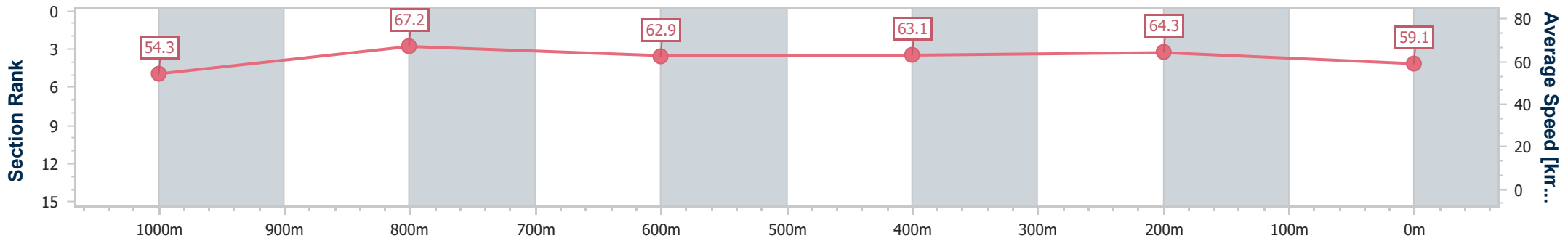


Doomben QLD Professional
Race 5: XXXX Fillies & Mares BENCHMARK 65 Handicap - 1200m
 31 July 2024 - 14:54
 Track Rating: Soft 5, Weather: Fine, Rail Position: +10m Entire



BRISBANE
RACING CLUB

Section	Overall	1000m	800m	600m	400m	200m
Section Times	1:10.29 [3] (0:13.25)	0:57.04 [5] (0:10.73)	0:46.31 [5] (0:11.50)	0:34.81 [5] (0:11.43)	0:23.38 [5] (0:11.19)	0:12.19 [3] (0:12.19)
Average Speed [km/h]	54.3	67.2	62.9	63.1	64.3	59.1
Top Speed [km/h]	70.3	70.4	64.5	64.3	65.5	62.7
Avg. Dist. to Rail [m]	2.2	0.5	1.0	0.4	0.9	1.1
Avg. Stride Freq. [Hz]	2.3	2.4	2.3	2.3	2.4	2.3
Avg. Stride Length [m]	6.4	7.8	7.7	7.6	7.5	7.1



- [] Ranking at each section and finish
- .-.- No data available at this section
- NA No data available



Horse/Jockey Name	Another Pedrille
Final Rank	5
Fastest Section Time (Section)	0:10.57 (1000m)
Top Speed [km/h] (Section)	70.9 (1000m)
Race State	Finished



Doomben QLD Professional
Race 5: XXXX Fillies & Mares BENCHMARK 65 Handicap - 1200m

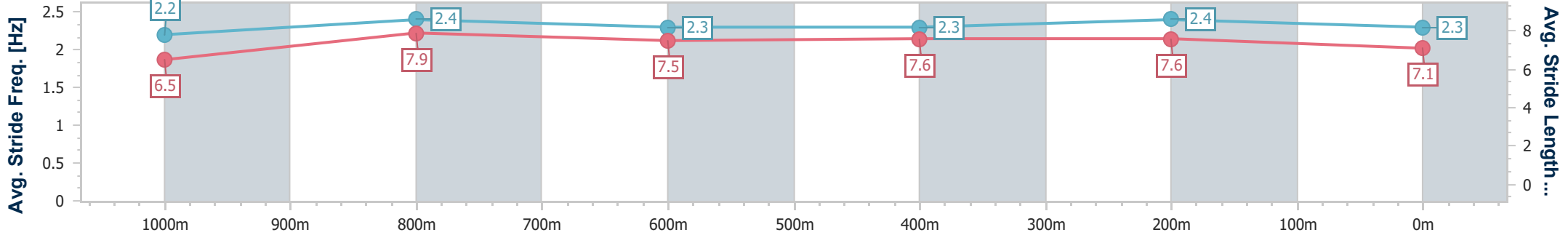
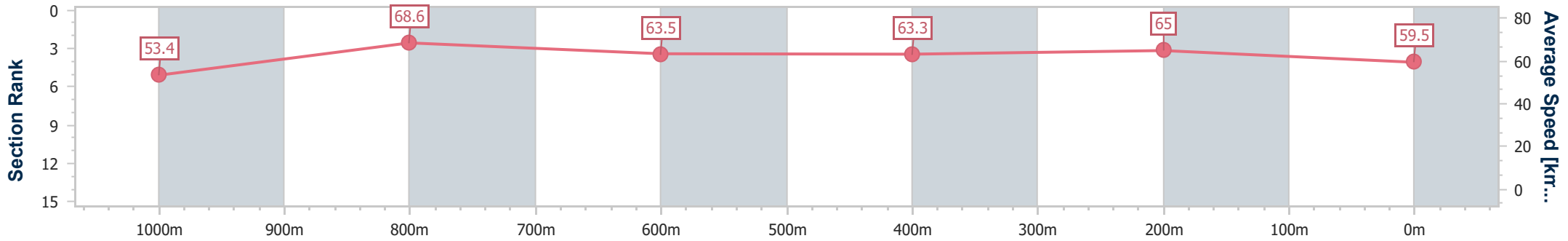


31 July 2024 - 14:54

BRISBANE
RACING CLUB

Track Rating: Soft 5, Weather: Fine, Rail Position: +10m Entire

Section	Overall	1000m	800m	600m	400m	200m
Section Times	1:10.37 [5] (0:13.53)	0:56.84 [8] (0:10.57)	0:46.27 [6] (0:11.55)	0:34.72 [7] (0:11.56)	0:23.16 [7] (0:11.10)	0:12.06 [9] (0:12.06)
Average Speed [km/h]	53.4	68.6	63.5	63.3	65.0	59.5
Top Speed [km/h]	70.0	70.9	66.4	64.9	66.3	64.1
Avg. Dist. to Rail [m]	4.2	1.4	3.9	2.6	2.6	3.7
Avg. Stride Freq. [Hz]	2.2	2.4	2.3	2.3	2.4	2.3
Avg. Stride Length [m]	6.5	7.9	7.5	7.6	7.6	7.1



- [] Ranking at each section and finish
- .-.- No data available at this section
- NA No data available



Horse/Jockey Name	Bella Babe
Final Rank	6
Fastest Section Time (Section)	0:10.65 (1000m)
Top Speed [km/h] (Section)	69.5 (1000m)
Race State	Finished



Doomben QLD Professional
Race 5: XXXX Fillies & Mares BENCHMARK 65 Handicap - 1200m

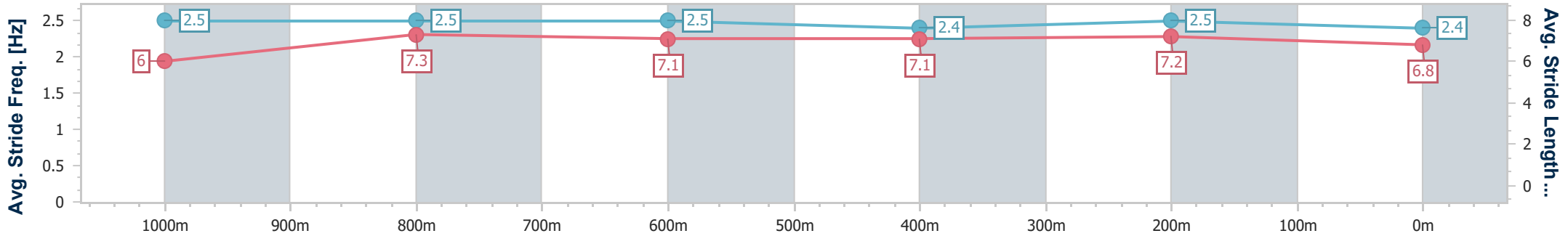
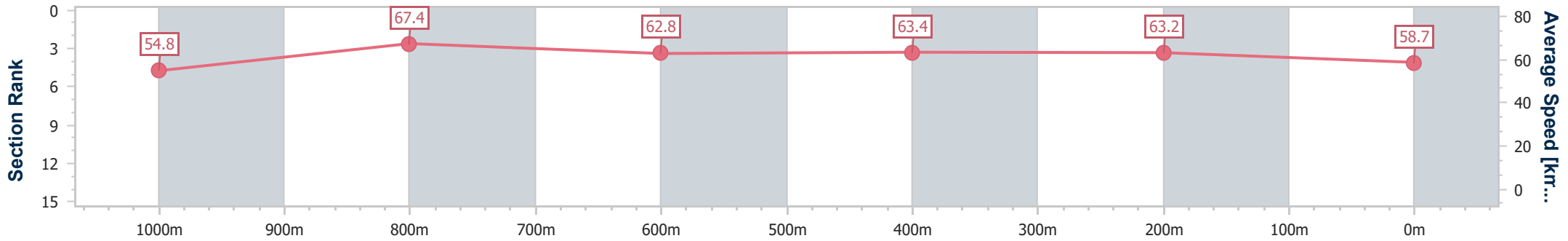


BRISBANE
RACING CLUB

31 July 2024 - 14:54

Track Rating: Soft 5, Weather: Fine, Rail Position: +10m Entire

Section	Overall	1000m	800m	600m	400m	200m
Section Times	1:10.38 [6] (0:13.17)	0:57.21 [4] (0:10.65)	0:46.56 [4] (0:11.52)	0:35.04 [4] (0:11.38)	0:23.66 [4] (0:11.38)	0:12.28 [4] (0:12.28)
Average Speed [km/h]	54.8	67.4	62.8	63.4	63.2	58.7
Top Speed [km/h]	68.6	69.5	64.9	65.5	64.0	60.6
Avg. Dist. to Rail [m]	0.4	0.3	1.2	0.6	1.1	2.4
Avg. Stride Freq. [Hz]	2.5	2.5	2.5	2.4	2.5	2.4
Avg. Stride Length [m]	6.0	7.3	7.1	7.1	7.2	6.8



- [] Ranking at each section and finish
- .-.- No data available at this section
- NA No data available



Horse/Jockey Name	Freeman
Final Rank	7
Fastest Section Time (Section)	0:10.76 (1000m)
Top Speed [km/h] (Section)	70.0 (1000m)
Race State	Finished



Doomben QLD Professional
Race 5: XXXX Fillies & Mares BENCHMARK 65 Handicap - 1200m

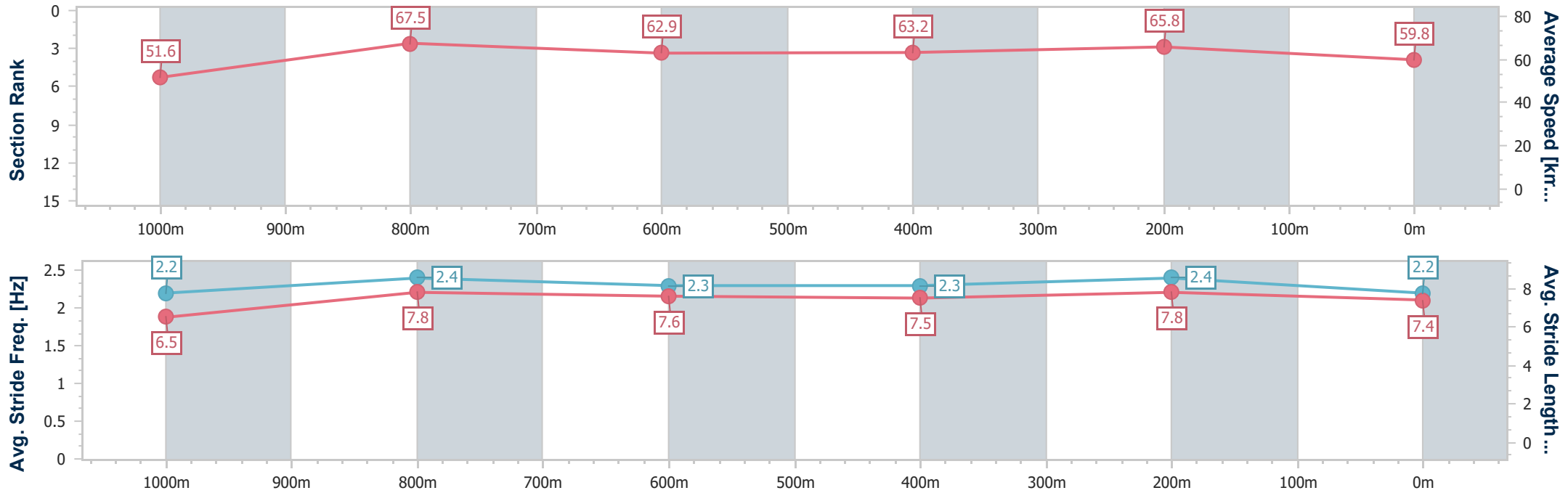


BRISBANE
RACING CLUB

31 July 2024 - 14:54

Track Rating: Soft 5, Weather: Fine, Rail Position: +10m Entire

Section	Overall	1000m	800m	600m	400m	200m
Section Times	1:10.53 [7] (0:13.94)	0:56.59 [10] (0:10.76)	0:45.83 [10] (0:11.50)	0:34.33 [10] (0:11.38)	0:22.95 [10] (0:10.92)	0:12.03 [10] (0:12.03)
Average Speed [km/h]	51.6	67.5	62.9	63.2	65.8	59.8
Top Speed [km/h]	69.5	70.0	65.0	66.0	67.1	64.0
Avg. Dist. to Rail [m]	3.9	1.8	1.8	0.8	1.4	1.1
Avg. Stride Freq. [Hz]	2.2	2.4	2.3	2.3	2.4	2.2
Avg. Stride Length [m]	6.5	7.8	7.6	7.5	7.8	7.4



- [] Ranking at each section and finish
- .-.- No data available at this section
- NA No data available



Horse/Jockey Name	Scarlett Thunder
Final Rank	8
Fastest Section Time (Section)	0:10.77 (1000m)
Top Speed [km/h] (Section)	70.7 (1000m)
Race State	Finished

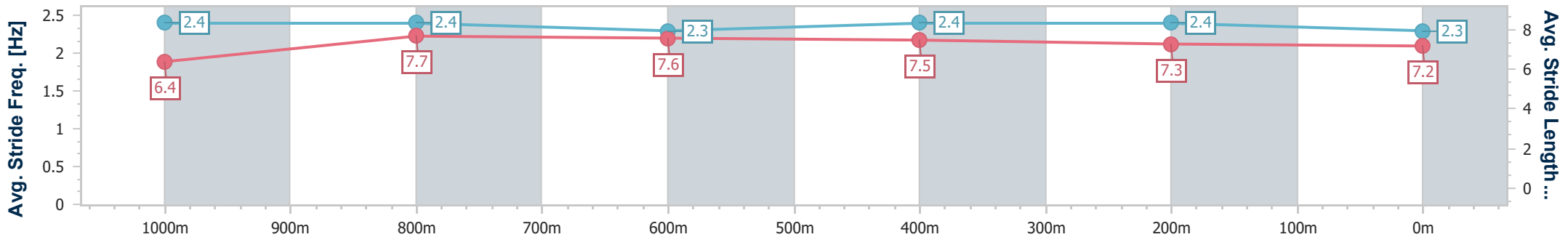
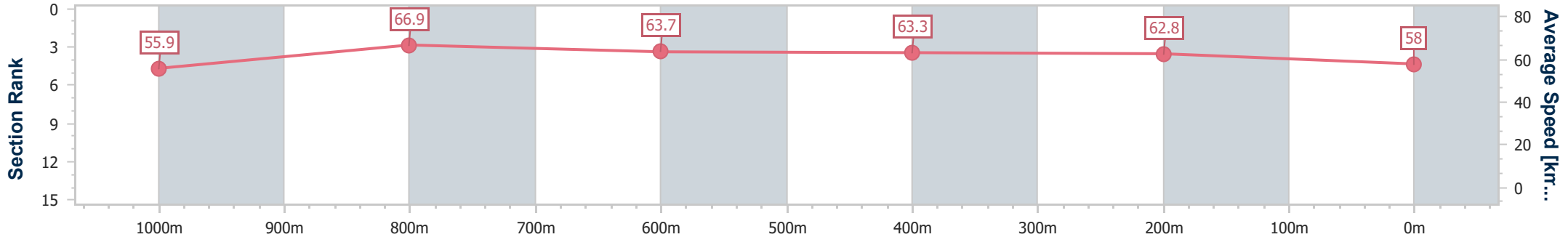


Doomben QLD Professional
Race 5: XXXX Fillies & Mares BENCHMARK 65 Handicap - 1200m
 31 July 2024 - 14:54
 Track Rating: Soft 5, Weather: Fine, Rail Position: +10m Entire



BRISBANE
RACING CLUB

Section	Overall	1000m	800m	600m	400m	200m
Section Times	1:10.56 [8] (0:12.92)	0:57.64 [3] (0:10.77)	0:46.87 [3] (0:11.50)	0:35.37 [3] (0:11.47)	0:23.90 [3] (0:11.49)	0:12.41 [6] (0:12.41)
Average Speed [km/h]	55.9	66.9	63.7	63.3	62.8	58.0
Top Speed [km/h]	70.7	70.7	64.8	64.8	64.2	62.2
Avg. Dist. to Rail [m]	5.6	1.7	2.6	1.9	2.0	0.7
Avg. Stride Freq. [Hz]	2.4	2.4	2.3	2.4	2.4	2.3
Avg. Stride Length [m]	6.4	7.7	7.6	7.5	7.3	7.2



- [] Ranking at each section and finish
- .-.- No data available at this section
- NA No data available



Horse/Jockey Name	Power Flash
Final Rank	9
Fastest Section Time (Section)	0:10.66 (1000m)
Top Speed [km/h] (Section)	71.2 (Overall)
Race State	Finished



Doomben QLD Professional
Race 5: XXXX Fillies & Mares BENCHMARK 65 Handicap - 1200m

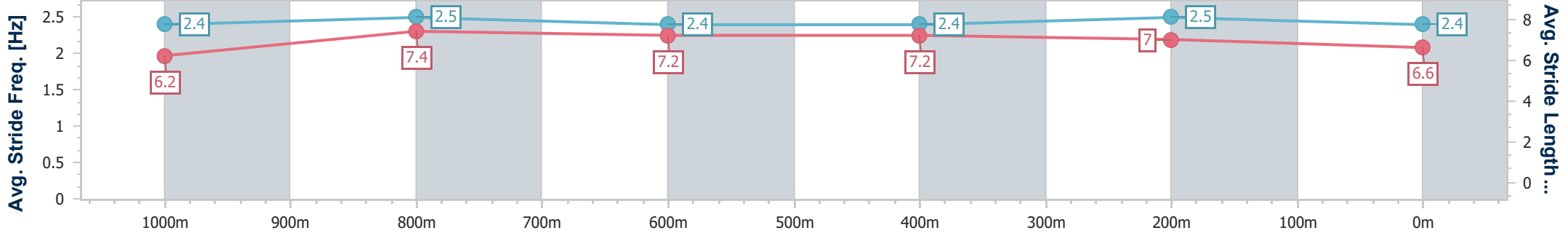
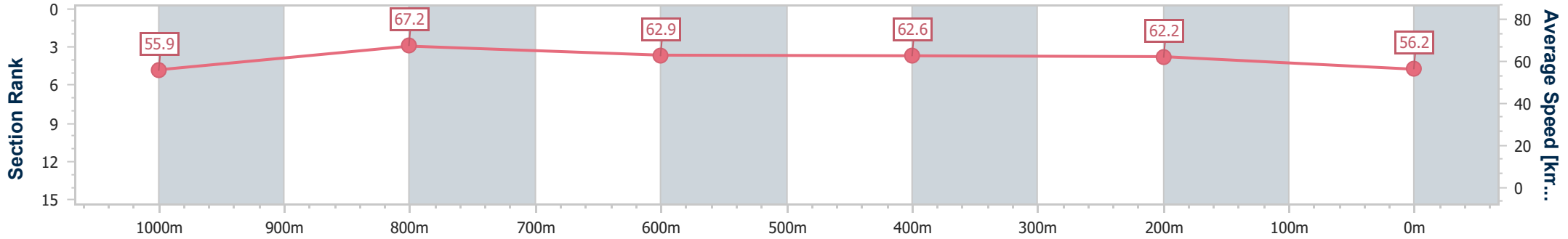


BRISBANE
 RACING CLUB

31 July 2024 - 14:54

Track Rating: Soft 5, Weather: Fine, Rail Position: +10m Entire

Section	Overall	1000m	800m	600m	400m	200m
Section Times	1:10.90 [9] (0:12.89)	0:58.01 [2] (0:10.66)	0:47.35 [2] (0:11.44)	0:35.91 [2] (0:11.57)	0:24.34 [2] (0:11.55)	0:12.79 [5] (0:12.79)
Average Speed [km/h]	55.9	67.2	62.9	62.6	62.2	56.2
Top Speed [km/h]	71.2	69.9	63.8	63.5	63.4	60.4
Avg. Dist. to Rail [m]	3.4	1.1	0.8	1.0	0.7	0.7
Avg. Stride Freq. [Hz]	2.4	2.5	2.4	2.4	2.5	2.4
Avg. Stride Length [m]	6.2	7.4	7.2	7.2	7.0	6.6



- [] Ranking at each section and finish
- .-.- No data available at this section
- NA No data available



Horse/Jockey Name	Rose By Design
Final Rank	10
Fastest Section Time (Section)	0:10.82 (1000m)
Top Speed [km/h] (Section)	69.5 (1000m)
Race State	Finished



Doomben QLD Professional
Race 5: XXXX Fillies & Mares BENCHMARK 65 Handicap - 1200m

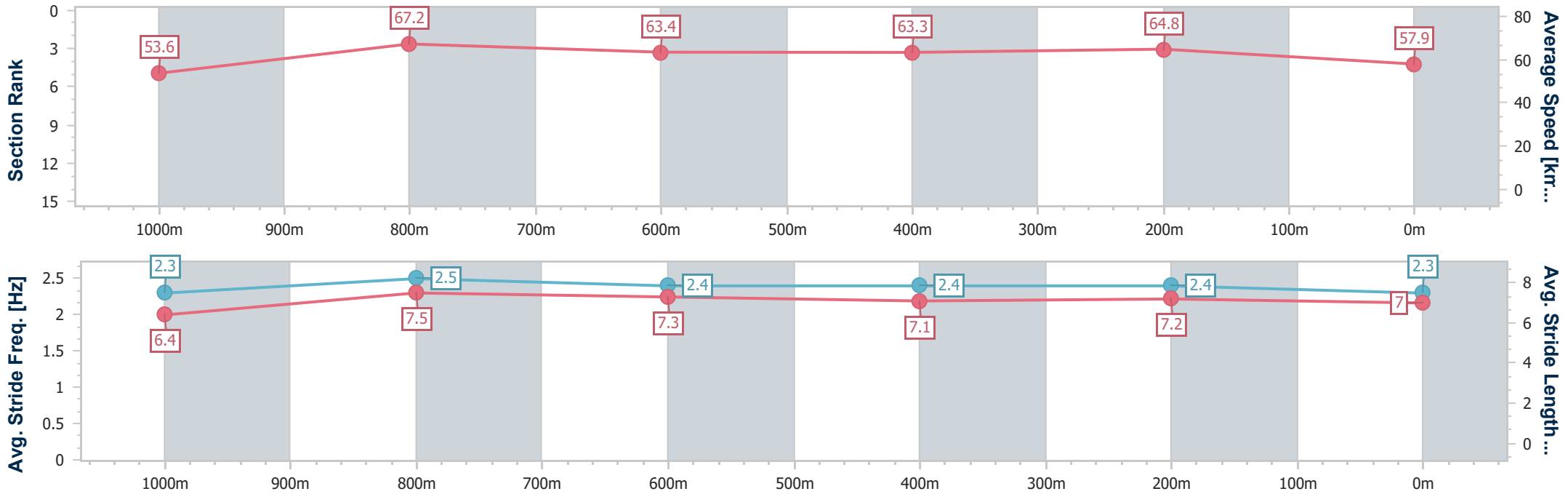


BRISBANE
RACING CLUB

31 July 2024 - 14:54

Track Rating: Soft 5, Weather: Fine, Rail Position: +10m Entire

Section	Overall	1000m	800m	600m	400m	200m
Section Times	1:11.04 [10] (0:13.45)	0:57.59 [7] (0:10.82)	0:46.77 [8] (0:11.60)	0:35.17 [9] (0:11.56)	0:23.61 [9] (0:11.15)	0:12.46 [11] (0:12.46)
Average Speed [km/h]	53.6	67.2	63.4	63.3	64.8	57.9
Top Speed [km/h]	68.2	69.5	66.1	66.4	67.6	62.4
Avg. Dist. to Rail [m]	6.7	2.4	3.9	3.5	2.2	3.7
Avg. Stride Freq. [Hz]	2.3	2.5	2.4	2.4	2.4	2.3
Avg. Stride Length [m]	6.4	7.5	7.3	7.1	7.2	7.0



- [] Ranking at each section and finish
- .-.- No data available at this section
- NA No data available



Horse/Jockey Name	Hoot 'N' Holler
Final Rank	11
Fastest Section Time (Section)	0:10.86 (1000m)
Top Speed [km/h] (Section)	69.2 (1000m)
Race State	Finished



Doomben QLD Professional
Race 5: XXXX Fillies & Mares BENCHMARK 65 Handicap - 1200m

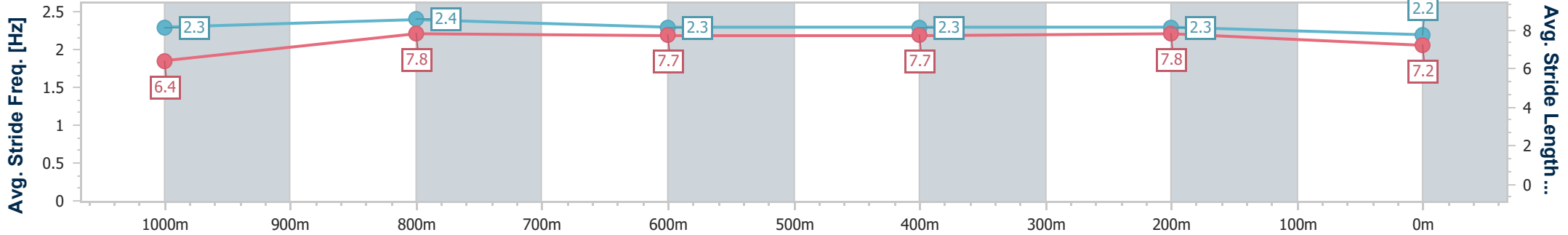
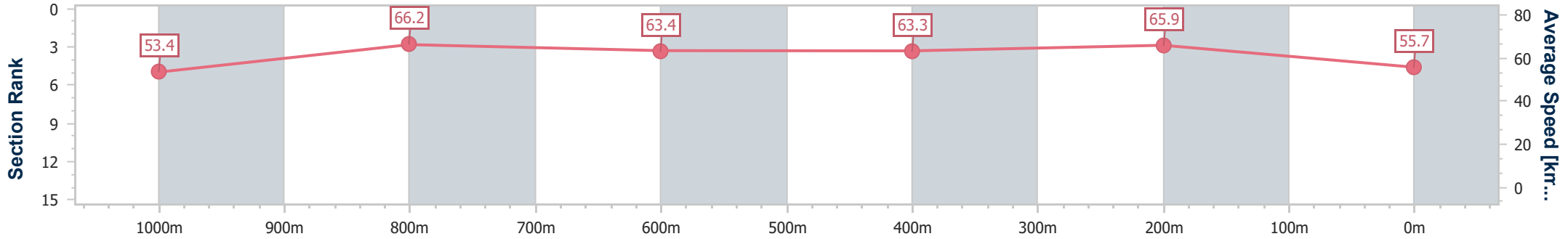


BRISBANE
 RACING CLUB

31 July 2024 - 14:54

Track Rating: Soft 5, Weather: Fine, Rail Position: +10m Entire

Section	Overall	1000m	800m	600m	400m	200m
Section Times	1:11.15 [11] (0:13.55)	0:57.60 [9] (0:10.86)	0:46.74 [9] (0:11.41)	0:35.33 [8] (0:11.48)	0:23.85 [8] (0:10.94)	0:12.91 [7] (0:12.91)
Average Speed [km/h]	53.4	66.2	63.4	63.3	65.9	55.7
Top Speed [km/h]	69.0	69.2	65.1	64.5	67.6	62.7
Avg. Dist. to Rail [m]	3.7	0.3	1.2	1.5	0.6	0.7
Avg. Stride Freq. [Hz]	2.3	2.4	2.3	2.3	2.3	2.2
Avg. Stride Length [m]	6.4	7.8	7.7	7.7	7.8	7.2



- [] Ranking at each section and finish
- .-.-.- No data available at this section
- NA No data available



Horse/Jockey Name	Mixed Spice
Final Rank	4
Fastest Section Time (Section)	--:--
Top Speed [km/h] (Section)	--
Race State	DidNotTrack



Doomben QLD Professional
Race 5: XXXX Fillies & Mares BENCHMARK 65 Handicap - 1200m
 31 July 2024 - 14:54
 Track Rating: Soft 5, Weather: Fine, Rail Position: +10m Entire



BRISBANE
RACING CLUB

Section	Overall	1000m	800m	600m	400m	200m							
Section Times	--:--	--:--	--:--	--:--	--:--	--:--							
Average Speed [km/h]	--	--	--	--	--	--							
Top Speed [km/h]	--	--	--	--	--	--							
Avg. Dist. to Rail [m]	--	--	--	--	--	--							
Avg. Stride Freq. [Hz]	--	--	--	--	--	--							
Avg. Stride Length [m]	--	--	--	--	--	--							

- [] Ranking at each section and finish
- :-- No data available at this section
- NA No data available



Doomben QLD Professional

Race 6: EUREKA STUD QTIS Three-Year-Old Handicap - 1350m

31 July 2024 - 15:29



BRISBANE
RACING CLUB

Track Rating: Soft 5, Weather: Fine, Rail Position: +10m Entire

Section												Last 600m				
Field Times		Overall	1200m	1000m	800m	600m	400m									
		1:18.36 (0:10.76)	1:07.60 (0:10.28)	0:57.32 (0:10.85)	0:46.47 (0:11.34)	0:35.13 (0:11.72)	0:23.41 (0:11.52)						0:35.13			
Rank	TAB	Horse/Jockey	Barrier	Top Speed [km/h]	Fastest Section											Distance Travelled [m]
1	2	BATTLEFIELD Angela Jones	7	68.9 1200m	0:10.60 1200m	1:18.36 [1] (0:11.00)	1:07.36 [5] (0:10.60)	0:56.76 [4] (0:11.00)	0:45.76 [4] (0:11.19)	0:34.57 [5] (0:11.43)	0:23.14 [4] (0:11.25)	0:34.57				
2	13	MISS MIRIAM Taylor Marshall	12	68.4 1200m	0:10.76 1200m	1:18.85 [2] (0:11.46)	1:07.39 [9] (0:10.76)	0:56.63 [9] (0:10.91)	0:45.72 [8] (0:11.10)	0:34.62 [8] (0:11.43)	0:23.19 [9] (0:11.20)	0:34.62 +0				
3	15	REIGN OF POWER Ron Stewart	3	69.2 1200m	0:10.67 1200m	1:19.03 [3] (0:11.11)	1:07.92 [6] (0:10.67)	0:57.25 [6] (0:11.09)	0:46.16 [6] (0:11.22)	0:34.94 [6] (0:11.41)	0:23.53 [6] (0:11.25)	0:34.94 +1				
4	4	SPIN DOCTOR Nikita Beriman	1	68.2 1200m	0:10.73 1200m	1:19.07 [4] (0:10.94)	1:08.13 [4] (0:10.73)	0:57.40 [5] (0:10.96)	0:46.44 [5] (0:11.15)	0:35.29 [4] (0:11.46)	0:23.83 [5] (0:11.51)	0:35.29 -5				
5	16	TYPHOON TIP Marnu Potgieter	9	68.3 1000m	0:10.82 1200m	1:19.10 [5] (0:11.61)	1:07.49 [10] (0:10.82)	0:56.67 [10] (0:10.95)	0:45.72 [10] (0:11.24)	0:34.48 [10] (0:11.21)	0:23.27 [10] (0:11.29)	0:34.48 +3				
6	11	LADY SHOTGUN Girish Goomany	5	68.9 1200m	0:10.75 1200m	1:19.34 [6] (0:11.42)	1:07.92 [8] (0:10.75)	0:57.17 [8] (0:11.03)	0:46.14 [9] (0:11.08)	0:35.06 [9] (0:11.38)	0:23.68 [8] (0:11.38)	0:35.06 -2				
7	5	KING TARIK Tahlia Fenlon	8	68.9 1200m	0:10.63 1200m	1:19.37 [7] (0:11.31)	1:08.06 [7] (0:10.63)	0:57.43 [7] (0:10.98)	0:46.45 [7] (0:11.27)	0:35.18 [7] (0:11.46)	0:23.72 [7] (0:11.39)	0:35.18 +5				
8	3	ESJAY Bailey Wheeler	15	71.4 1200m	0:10.19 1200m	1:19.63 [8] (0:10.85)	1:08.78 [3] (0:10.19)	0:58.59 [1] (0:10.85)	0:47.74 [1] (0:11.34)	0:36.40 [1] (0:11.72)	0:24.68 [1] (0:11.69)	0:36.40 -1				
9	12	AERIAL BAY Emily Lang	2	69.4 1200m	0:10.46 1200m	1:19.91 [9] (0:10.76)	1:09.15 [1] (0:10.46)	0:58.69 [2] (0:11.00)	0:47.69 [2] (0:11.33)	0:36.36 [2] (0:11.59)	0:24.77 [2] (0:11.84)	0:36.36 +1				
10	9	VIKING VALOUR Rikki Jamieson	10	69.2 1200m	0:10.48 1200m	1:19.94 [10] (0:10.82)	1:09.12 [2] (0:10.48)	0:58.64 [3] (0:10.97)	0:47.67 [3] (0:11.33)	0:36.34 [3] (0:11.59)	0:24.75 [3] (0:11.82)	0:36.34 +2				

Scratched: Connewarre (#6), Deep Respect (#1), Soo Sweet (#10), Sparkle Motion (#14), Jukebox In Siberia (#7), Jack's Boom (#17), Sunshine Highway (#8)



Doomben QLD Professional

Race 6: EUREKA STUD QTIS Three-Year-Old Handicap - 1350m

31 July 2024 - 15:29



BRISBANE
RACING CLUB

Track Rating: Soft 5, Weather: Fine, Rail Position: +10m Entire

Section				200m				Last 600m	
Field Times				0:11.89 (0:11.89)				0:35.13	
Rank	TAB	Horse/Jockey	Barrier	Top Speed [km/h]	Fastest Section	Margin			Distance Travelled [m]
1	2	BATTLEFIELD Angela Jones	7	68.9 1200m	0:10.60 1200m	0:11.89 [1] (0:11.89)	1:18.36		0:34.57
2	13	MISS MIRIAM Taylor Marshall	12	68.4 1200m	0:10.76 1200m	0:11.99 [5] (0:11.99)	2.89L		0:34.62 +0
3	15	REIGN OF POWER Ron Stewart	3	69.2 1200m	0:10.67 1200m	0:12.28 [3] (0:12.28)	3.94L		0:34.94 +1
4	4	SPIN DOCTOR Nikita Beriman	1	68.2 1200m	0:10.73 1200m	0:12.32 [4] (0:12.32)	4.16L		0:35.29 -5
5	16	TYPHOON TIP Marnu Potgieter	9	68.3 1000m	0:10.82 1200m	0:11.98 [10] (0:11.98)	4.38L		0:34.48 +3
6	11	LADY SHOTGUN Girish Goomany	5	68.9 1200m	0:10.75 1200m	0:12.30 [8] (0:12.30)	5.77L		0:35.06 -2
7	5	KING TARIK Tahlia Fenlon	8	68.9 1200m	0:10.63 1200m	0:12.33 [9] (0:12.33)	5.96L		0:35.18 +5
8	3	ESJAY Bailey Wheeler	15	71.4 1200m	0:10.19 1200m	0:12.99 [2] (0:12.99)	7.5L		0:36.40 -1
9	12	AERIAL BAY Emily Lang	2	69.4 1200m	0:10.46 1200m	0:12.93 [6] (0:12.93)	9.11L		0:36.36 +1
10	9	VIKING VALOUR Rikki Jamieson	10	69.2 1200m	0:10.48 1200m	0:12.93 [7] (0:12.93)	9.29L		0:36.34 +2

Scratched: Connewarre (#6), Deep Respect (#1), Soo Sweet (#10), Sparkle Motion (#14), Jukebox In Siberia (#7), Jack's Boom (#17), Sunshine Highway (#8)

[] Ranking at each section and finish
 -:-:- No data available at this section
 NA No data available

SCN Saddle cloth number
 DNF Did not finish
 DNT Did not track



Horse/Jockey Name	Battlefield
Final Rank	1
Fastest Section Time (Section)	0:10.60 (1200m)
Top Speed [km/h] (Section)	68.9 (1200m)
Race State	Finished



Doomben QLD Professional
Race 6: EUREKA STUD QTIS Three-Year-Old Handicap - 1350m

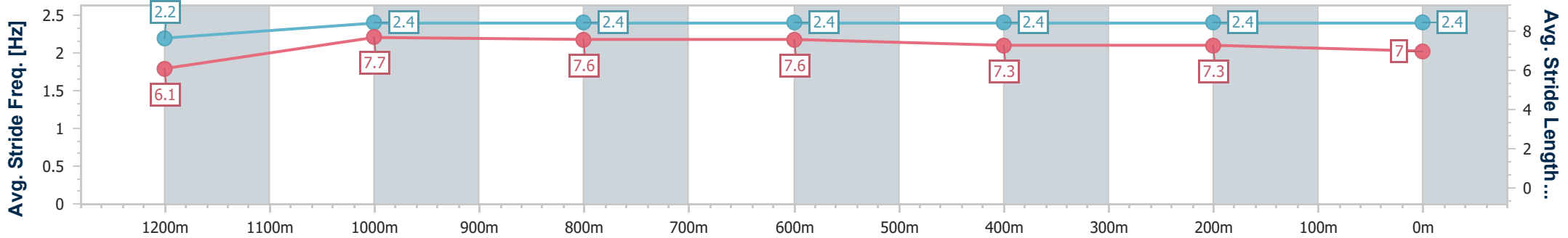
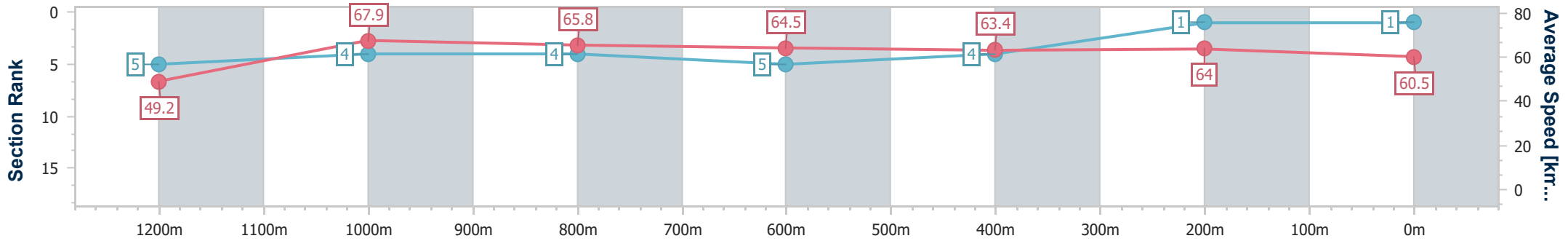


31 July 2024 - 15:29

Track Rating: Soft 5, Weather: Fine, Rail Position: +10m Entire

BRISBANE RACING CLUB

Section	Overall	1200m	1000m	800m	600m	400m	200m
Section Times	1:18.36 [1] (0:11.00)	1:07.36 [5] (0:10.60)	0:56.76 [4] (0:11.00)	0:45.76 [4] (0:11.19)	0:34.57 [5] (0:11.43)	0:23.14 [4] (0:11.25)	0:11.89 [1] (0:11.89)
Average Speed [km/h]	49.2	67.9	65.8	64.5	63.4	64.0	60.5
Top Speed [km/h]	66.2	68.9	67.7	65.9	64.2	64.9	64.0
Avg. Dist. to Rail [m]	5.3	2.2	1.7	1.2	0.8	0.7	0.4
Avg. Stride Freq. [Hz]	2.2	2.4	2.4	2.4	2.4	2.4	2.4
Avg. Stride Length [m]	6.1	7.7	7.6	7.6	7.3	7.3	7.0



- [] Ranking at each section and finish
- .-.- No data available at this section
- NA No data available



Horse/Jockey Name	Miss Miriam
Final Rank	2
Fastest Section Time (Section)	0:10.76 (1200m)
Top Speed [km/h] (Section)	68.4 (1200m)
Race State	Finished

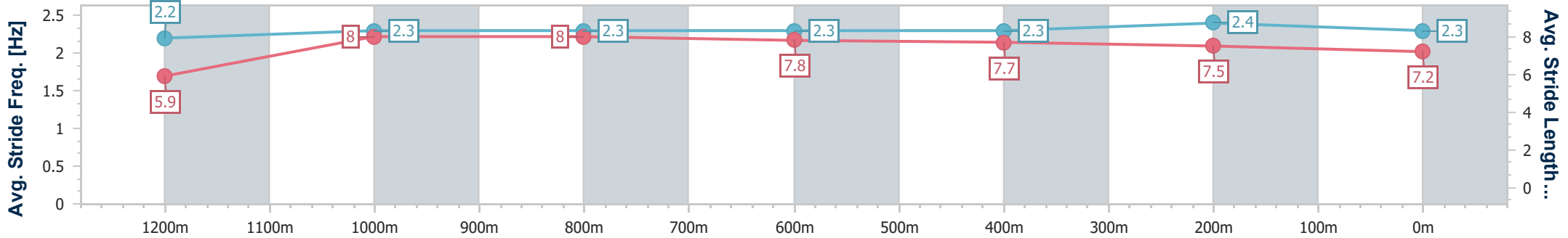
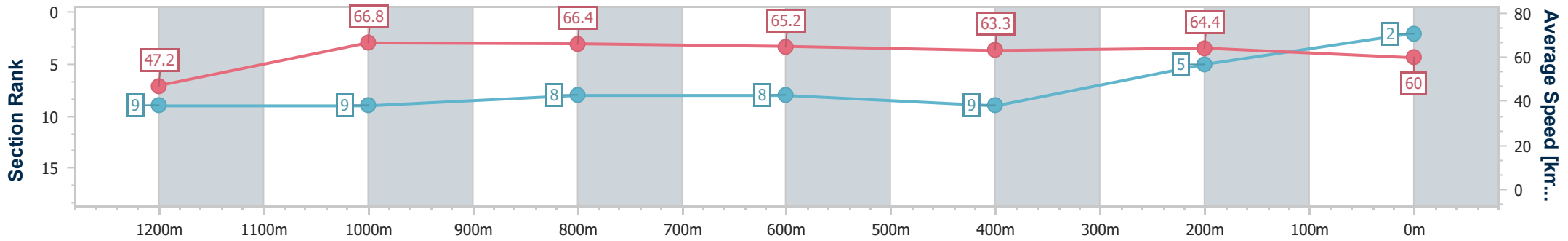


Doomben QLD Professional
Race 6: EUREKA STUD QTIS Three-Year-Old Handicap - 1350m
 31 July 2024 - 15:29
 Track Rating: Soft 5, Weather: Fine, Rail Position: +10m Entire



BRISBANE
RACING CLUB

Section	Overall	1200m	1000m	800m	600m	400m	200m
Section Times	1:18.85 [2] (0:11.46)	1:07.39 [9] (0:10.76)	0:56.63 [9] (0:10.91)	0:45.72 [8] (0:11.10)	0:34.62 [8] (0:11.43)	0:23.19 [9] (0:11.20)	0:11.99 [5]
Average Speed [km/h]	47.2	66.8	66.4	65.2	63.3	64.4	60.0
Top Speed [km/h]	66.0	68.4	68.3	66.0	64.6	65.8	63.7
Avg. Dist. to Rail [m]	7.3	1.9	1.4	1.1	0.8	2.5	4.8
Avg. Stride Freq. [Hz]	2.2	2.3	2.3	2.3	2.3	2.4	2.3
Avg. Stride Length [m]	5.9	8.0	8.0	7.8	7.7	7.5	7.2



- [] Ranking at each section and finish
- .-.- No data available at this section
- NA No data available



Horse/Jockey Name	Reign Of Power
Final Rank	3
Fastest Section Time (Section)	0:10.67 (1200m)
Top Speed [km/h] (Section)	69.2 (1200m)
Race State	Finished



Doomben QLD Professional
Race 6: EUREKA STUD QTIS Three-Year-Old Handicap - 1350m

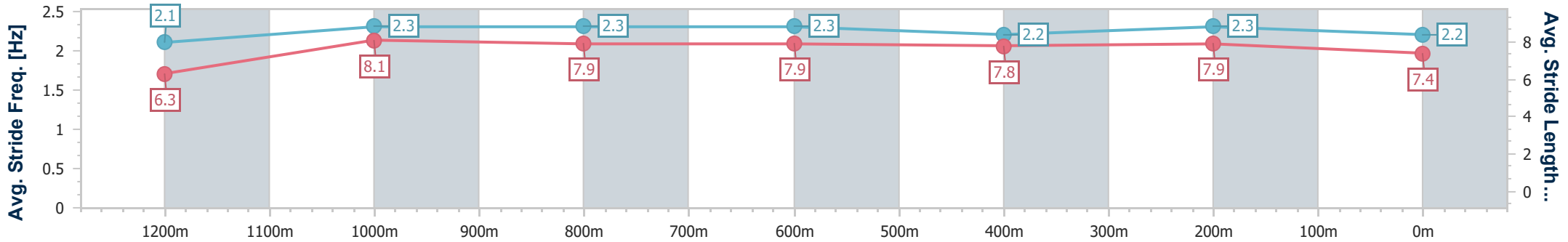
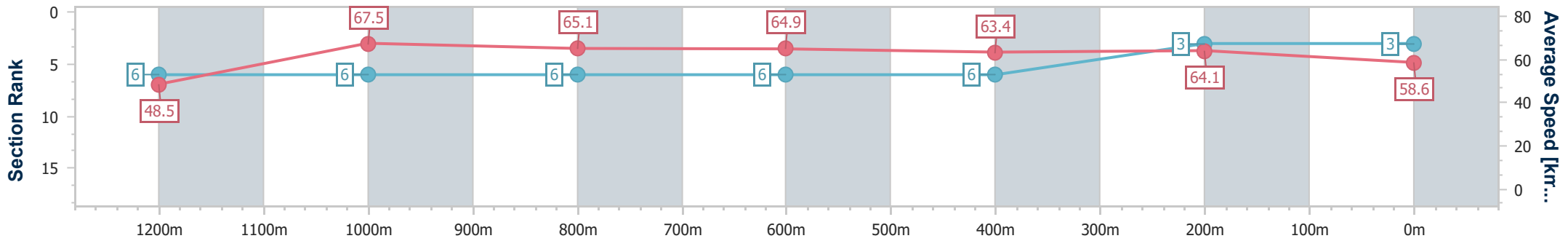


31 July 2024 - 15:29

Track Rating: Soft 5, Weather: Fine, Rail Position: +10m Entire

BRISBANE RACING CLUB

Section	Overall	1200m	1000m	800m	600m	400m	200m
Section Times	1:19.03 [3] (0:11.11)	1:07.92 [6] (0:10.67)	0:57.25 [6] (0:11.09)	0:46.16 [6] (0:11.22)	0:34.94 [6] (0:11.41)	0:23.53 [6] (0:11.25)	0:12.28 [3] (0:12.28)
Average Speed [km/h]	48.5	67.5	65.1	64.9	63.4	64.1	58.6
Top Speed [km/h]	65.6	69.2	68.4	65.8	64.6	65.2	62.1
Avg. Dist. to Rail [m]	3.8	1.0	0.9	2.1	0.9	1.8	2.2
Avg. Stride Freq. [Hz]	2.1	2.3	2.3	2.3	2.2	2.3	2.2
Avg. Stride Length [m]	6.3	8.1	7.9	7.9	7.8	7.9	7.4



- [] Ranking at each section and finish
- .-.- No data available at this section
- NA No data available



Horse/Jockey Name	Spin Doctor
Final Rank	4
Fastest Section Time (Section)	0:10.73 (1200m)
Top Speed [km/h] (Section)	68.2 (1200m)
Race State	Finished

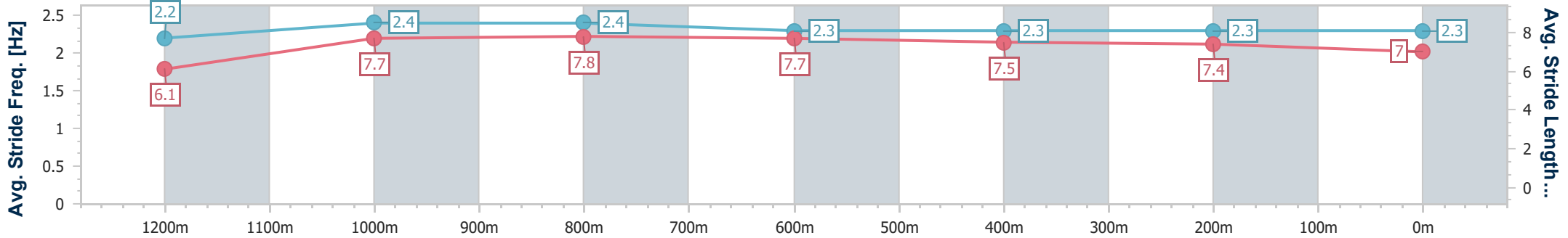
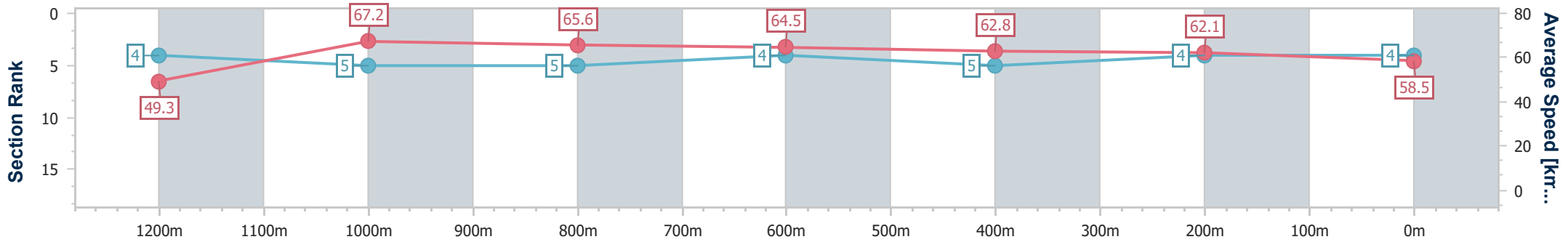


Doomben QLD Professional
Race 6: EUREKA STUD QTIS Three-Year-Old Handicap - 1350m
 31 July 2024 - 15:29
 Track Rating: Soft 5, Weather: Fine, Rail Position: +10m Entire



BRISBANE
 RACING CLUB

Section	Overall	1200m	1000m	800m	600m	400m	200m
Section Times	1:19.07 [4] (0:10.94)	1:08.13 [4] (0:10.73)	0:57.40 [5] (0:10.96)	0:46.44 [5] (0:11.15)	0:35.29 [4] (0:11.46)	0:23.83 [5] (0:11.51)	0:12.32 [4] (0:12.32)
Average Speed [km/h]	49.3	67.2	65.6	64.5	62.8	62.1	58.5
Top Speed [km/h]	67.0	68.2	67.2	65.1	64.0	63.5	61.6
Avg. Dist. to Rail [m]	2.6	1.0	0.6	0.3	0.6	1.8	0.9
Avg. Stride Freq. [Hz]	2.2	2.4	2.4	2.3	2.3	2.3	2.3
Avg. Stride Length [m]	6.1	7.7	7.8	7.7	7.5	7.4	7.0



- [] Ranking at each section and finish
- .-.- No data available at this section
- NA No data available



Horse/Jockey Name	Typhoon Tip
Final Rank	5
Fastest Section Time (Section)	0:10.82 (1200m)
Top Speed [km/h] (Section)	68.3 (1000m)
Race State	Finished

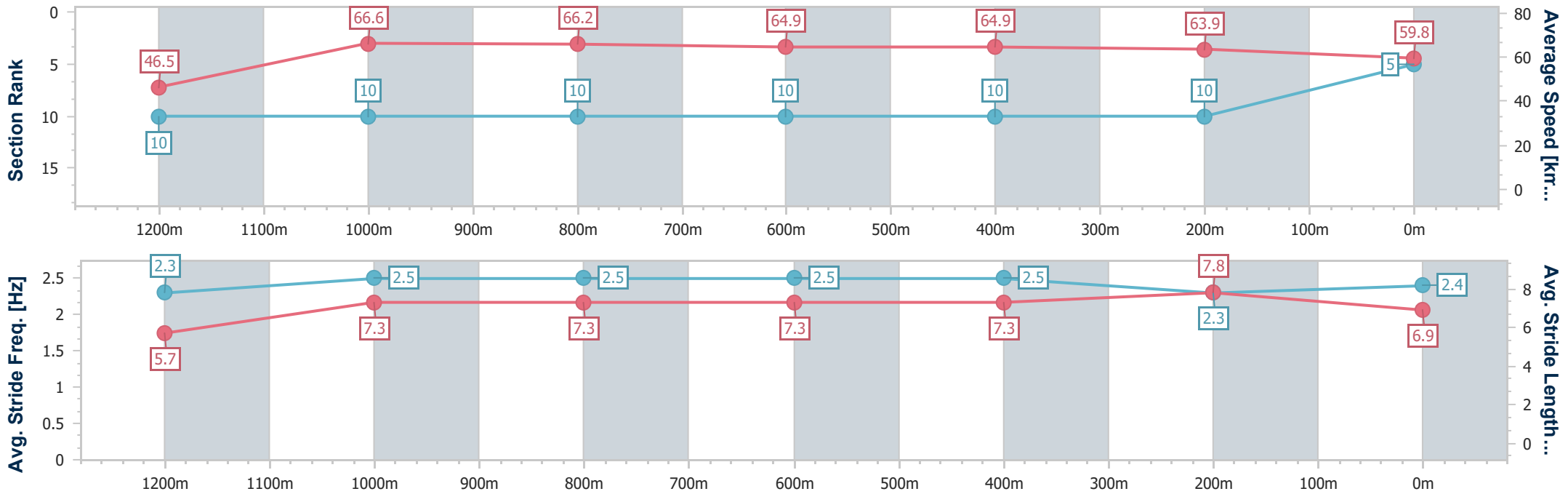


Doomben QLD Professional
Race 6: EUREKA STUD QTIS Three-Year-Old Handicap - 1350m
 31 July 2024 - 15:29
 Track Rating: Soft 5, Weather: Fine, Rail Position: +10m Entire



BRISBANE
RACING CLUB

Section	Overall	1200m	1000m	800m	600m	400m	200m
Section Times	1:19.10 [5] (0:11.61)	1:07.49 [10] (0:10.82)	0:56.67 [10] (0:10.95)	0:45.72 [10] (0:11.24)	0:34.48 [10] (0:11.21)	0:23.27 [10] (0:11.29)	0:11.98 [10] (0:11.98)
Average Speed [km/h]	46.5	66.6	66.2	64.9	64.9	63.9	59.8
Top Speed [km/h]	65.3	67.3	68.3	66.8	66.8	64.8	62.5
Avg. Dist. to Rail [m]	5.2	0.3	1.1	3.2	1.7	1.5	3.2
Avg. Stride Freq. [Hz]	2.3	2.5	2.5	2.5	2.5	2.3	2.4
Avg. Stride Length [m]	5.7	7.3	7.3	7.3	7.3	7.8	6.9



- [] Ranking at each section and finish
- .-.- No data available at this section
- NA No data available



Horse/Jockey Name	Lady Shotgun
Final Rank	6
Fastest Section Time (Section)	0:10.75 (1200m)
Top Speed [km/h] (Section)	68.9 (1200m)
Race State	Finished

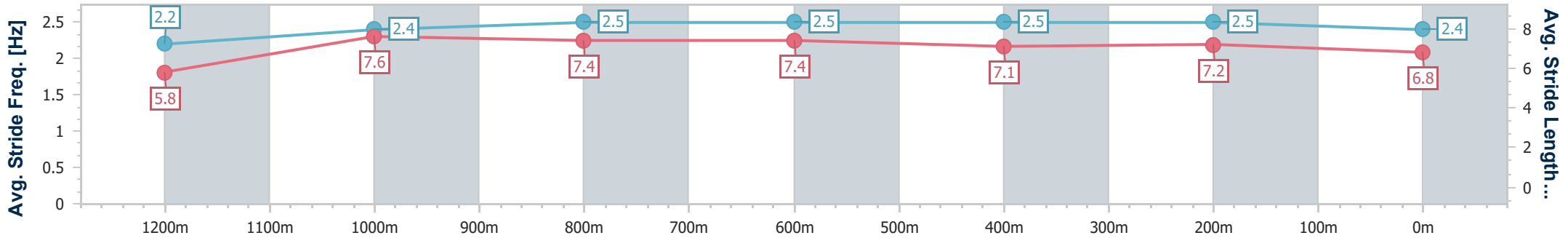
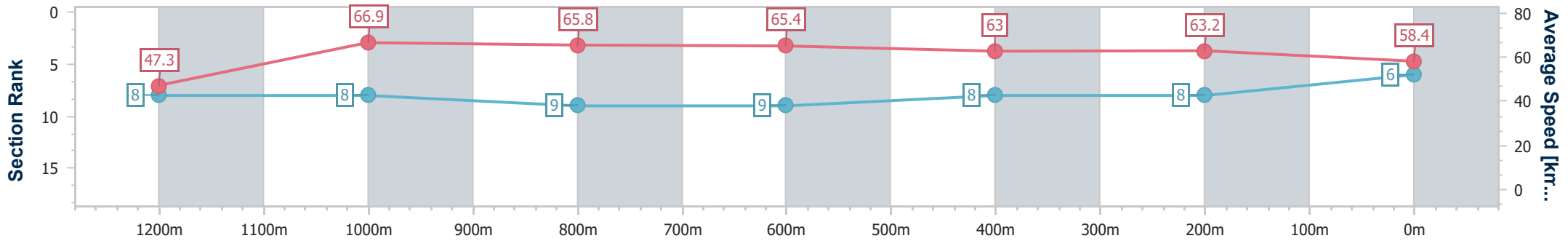


Doomben QLD Professional
Race 6: EUREKA STUD QTIS Three-Year-Old Handicap - 1350m
 31 July 2024 - 15:29
 Track Rating: Soft 5, Weather: Fine, Rail Position: +10m Entire



BRISBANE
 RACING CLUB

Section	Overall	1200m	1000m	800m	600m	400m	200m
Section Times	1:19.34 [6] (0:11.42)	1:07.92 [8] (0:10.75)	0:57.17 [8] (0:11.03)	0:46.14 [9] (0:11.08)	0:35.06 [9] (0:11.38)	0:23.68 [8] (0:11.38)	0:12.30 [8] (0:12.30)
Average Speed [km/h]	47.3	66.9	65.8	65.4	63.0	63.2	58.4
Top Speed [km/h]	65.8	68.9	68.3	66.8	66.2	63.9	61.1
Avg. Dist. to Rail [m]	4.0	1.1	2.0	1.2	0.7	1.5	1.5
Avg. Stride Freq. [Hz]	2.2	2.4	2.5	2.5	2.5	2.5	2.4
Avg. Stride Length [m]	5.8	7.6	7.4	7.4	7.1	7.2	6.8



- [] Ranking at each section and finish
- .-.- No data available at this section
- NA No data available



Horse/Jockey Name	King Tarik
Final Rank	7
Fastest Section Time (Section)	0:10.63 (1200m)
Top Speed [km/h] (Section)	68.9 (1200m)
Race State	Finished



Doomben QLD Professional



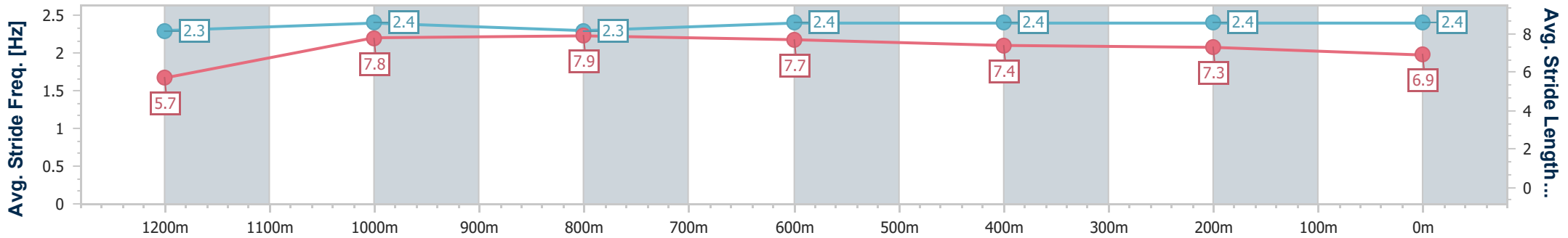
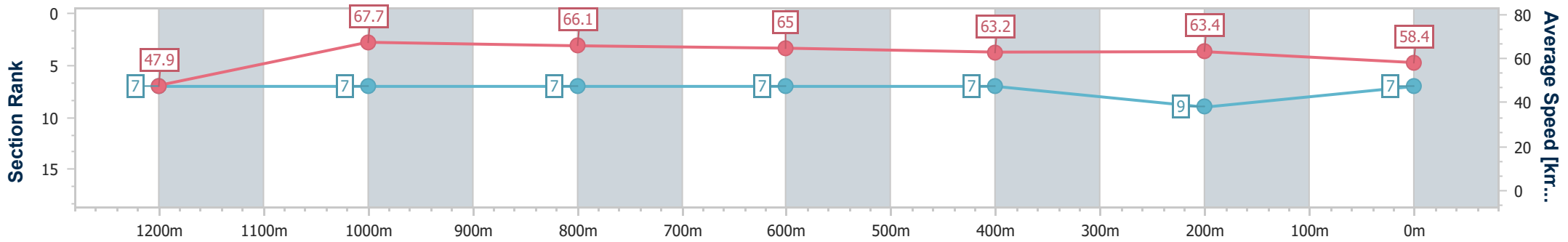
Race 6: EUREKA STUD QTIS Three-Year-Old Handicap - 1350m

31 July 2024 - 15:29

BRISBANE RACING CLUB

Track Rating: Soft 5, Weather: Fine, Rail Position: +10m Entire

Section	Overall	1200m	1000m	800m	600m	400m	200m
Section Times	1:19.37 [7] (0:11.31)	1:08.06 [7] (0:10.63)	0:57.43 [7] (0:10.98)	0:46.45 [7] (0:11.27)	0:35.18 [7] (0:11.46)	0:23.72 [7] (0:11.39)	0:12.33 [9] (0:12.33)
Average Speed [km/h]	47.9	67.7	66.1	65.0	63.2	63.4	58.4
Top Speed [km/h]	65.9	68.9	68.0	65.7	65.0	64.4	62.7
Avg. Dist. to Rail [m]	6.3	3.0	2.6	3.6	1.5	2.4	4.4
Avg. Stride Freq. [Hz]	2.3	2.4	2.3	2.4	2.4	2.4	2.4
Avg. Stride Length [m]	5.7	7.8	7.9	7.7	7.4	7.3	6.9



- [] Ranking at each section and finish
- .-.-.- No data available at this section
- NA No data available



Horse/Jockey Name	Esjay
Final Rank	8
Fastest Section Time (Section)	0:10.19 (1200m)
Top Speed [km/h] (Section)	71.4 (1200m)
Race State	Finished

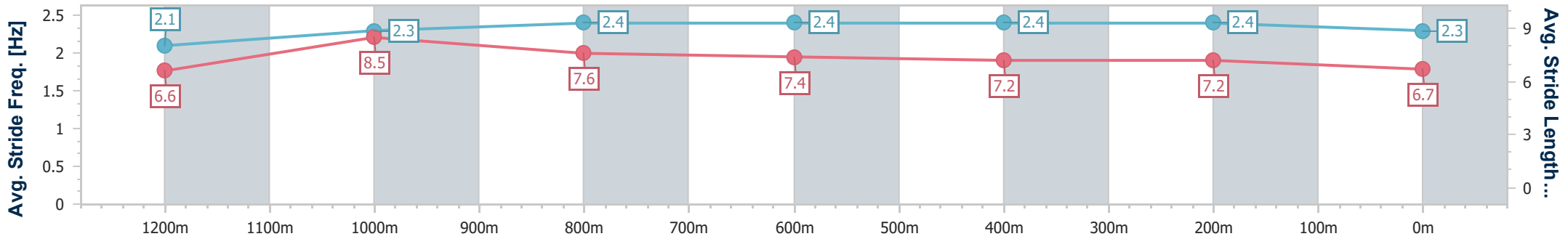
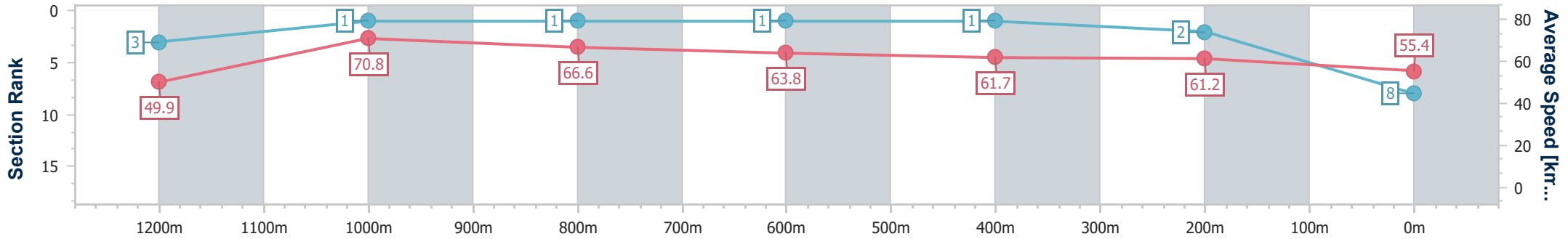


Doomben QLD Professional
Race 6: EUREKA STUD QTIS Three-Year-Old Handicap - 1350m
 31 July 2024 - 15:29
 Track Rating: Soft 5, Weather: Fine, Rail Position: +10m Entire



BRISBANE
RACING CLUB

Section	Overall	1200m	1000m	800m	600m	400m	200m
Section Times	1:19.63 [8] (0:10.85)	1:08.78 [3] (0:10.19)	0:58.59 [1] (0:10.85)	0:47.74 [1] (0:11.34)	0:36.40 [1] (0:11.72)	0:24.68 [1] (0:11.69)	0:12.99 [2] (0:12.99)
Average Speed [km/h]	49.9	70.8	66.6	63.8	61.7	61.2	55.4
Top Speed [km/h]	69.8	71.4	69.1	66.0	62.8	62.8	59.8
Avg. Dist. to Rail [m]	10.8	7.7	1.7	1.1	0.7	1.4	2.7
Avg. Stride Freq. [Hz]	2.1	2.3	2.4	2.4	2.4	2.4	2.3
Avg. Stride Length [m]	6.6	8.5	7.6	7.4	7.2	7.2	6.7



- [] Ranking at each section and finish
- .-.- No data available at this section
- NA No data available



Horse/Jockey Name	Aerial Bay
Final Rank	9
Fastest Section Time (Section)	0:10.46 (1200m)
Top Speed [km/h] (Section)	69.4 (1200m)
Race State	Finished



Doomben QLD Professional



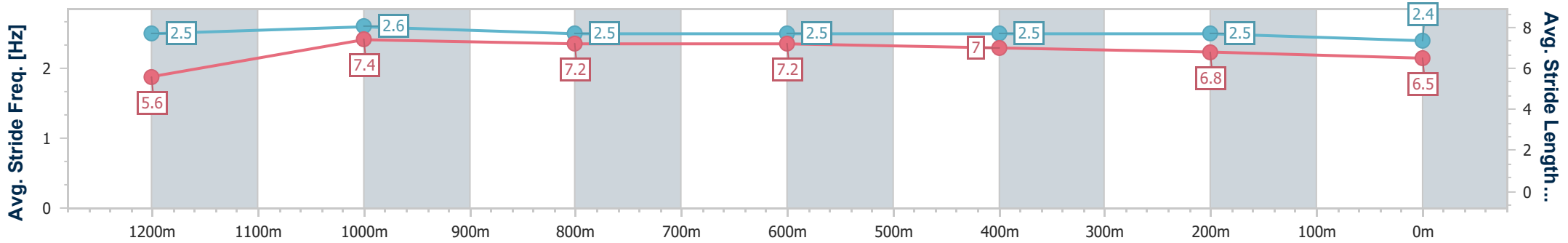
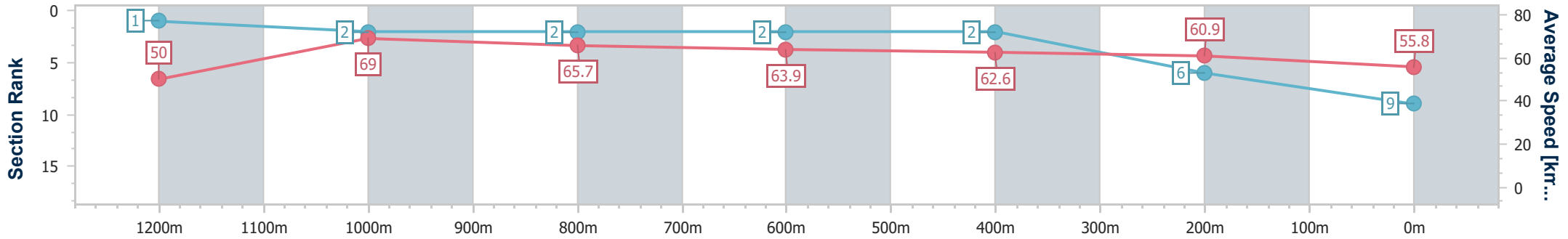
Race 6: EUREKA STUD QTIS Three-Year-Old Handicap - 1350m

31 July 2024 - 15:29

BRISBANE RACING CLUB

Track Rating: Soft 5, Weather: Fine, Rail Position: +10m Entire

Section	Overall	1200m	1000m	800m	600m	400m	200m
Section Times	1:19.91 [9] (0:10.76)	1:09.15 [1] (0:10.46)	0:58.69 [2] (0:11.00)	0:47.69 [2] (0:11.33)	0:36.36 [2] (0:11.59)	0:24.77 [2] (0:11.84)	0:12.93 [6] (0:12.93)
Average Speed [km/h]	50.0	69.0	65.7	63.9	62.6	60.9	55.8
Top Speed [km/h]	68.2	69.4	67.7	65.4	64.1	62.4	59.3
Avg. Dist. to Rail [m]	2.6	0.5	0.6	1.3	1.6	0.5	0.7
Avg. Stride Freq. [Hz]	2.5	2.6	2.5	2.5	2.5	2.5	2.4
Avg. Stride Length [m]	5.6	7.4	7.2	7.2	7.0	6.8	6.5



- [] Ranking at each section and finish
- .-.- No data available at this section
- NA No data available



Horse/Jockey Name	Viking Valour
Final Rank	10
Fastest Section Time (Section)	0:10.48 (1200m)
Top Speed [km/h] (Section)	69.2 (1200m)
Race State	Finished



Doomben QLD Professional
Race 6: EUREKA STUD QTIS Three-Year-Old Handicap - 1350m

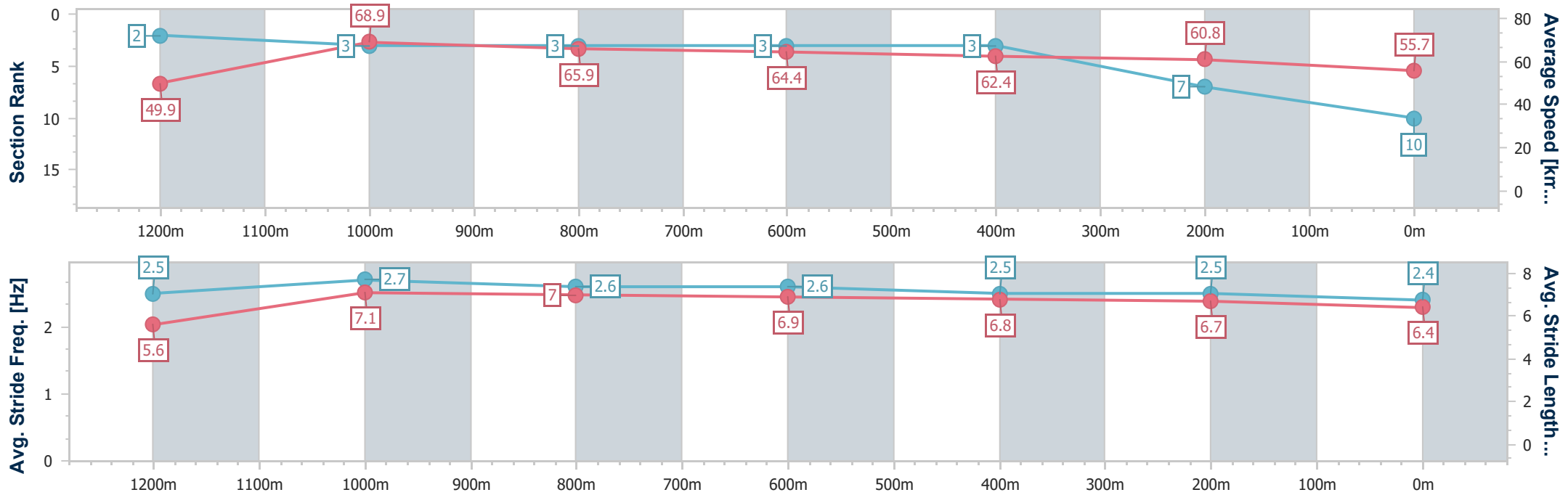


31 July 2024 - 15:29

Track Rating: Soft 5, Weather: Fine, Rail Position: +10m Entire

BRISBANE RACING CLUB

Section	Overall	1200m	1000m	800m	600m	400m	200m
Section Times	1:19.94 [10] (0:10.82)	1:09.12 [2] (0:10.48)	0:58.64 [3] (0:10.97)	0:47.67 [3] (0:11.33)	0:36.34 [3] (0:11.59)	0:24.75 [3] (0:11.82)	0:12.93 [7] (0:12.93)
Average Speed [km/h]	49.9	68.9	65.9	64.4	62.4	60.8	55.7
Top Speed [km/h]	68.7	69.2	69.1	65.2	62.9	62.0	58.7
Avg. Dist. to Rail [m]	7.5	2.8	2.7	2.4	0.8	1.3	3.0
Avg. Stride Freq. [Hz]	2.5	2.7	2.6	2.6	2.5	2.5	2.4
Avg. Stride Length [m]	5.6	7.1	7.0	6.9	6.8	6.7	6.4



- [] Ranking at each section and finish
- .-.- No data available at this section
- NA No data available



Doomben QLD Professional

Race 7: U&U RECRUITMENT Class 1 Plate - 1350m

31 July 2024 - 16:04



BRISBANE
RACING CLUB

Track Rating: Soft 5, Weather: Fine, Rail Position: +10m Entire

Section												Last 600m	
Field Times												0:34.51	
	Overall	1200m	1000m	800m	600m	400m							
	1:19.70 (0:10.76)	1:08.94 (0:10.80)	0:58.14 (0:11.56)	0:46.58 (0:12.07)	0:34.51 (0:11.65)	0:22.86 (0:11.08)							
Rank	TAB	Horse/Jockey	Barrier	Top Speed [km/h]	Fastest Section								Distance Travelled [m]
1	1	AMERICAN PHIREBALL Justin Huxtable	9	69.7 1200m	0:10.78 1200m	1:19.70 [1] (0:10.89)	1:08.81 [2] (0:10.78)	0:58.03 [2] (0:11.71)	0:46.32 [2] (0:11.85)	0:34.47 [2] (0:11.61)	0:22.86 [1] (0:11.08)	0:34.47	
2	8	RICH AGAIN Samantha Collett	13	66.8 1200m	0:11.00 Overall	1:19.84 [2] (0:11.00)	1:08.84 [3] (0:11.03)	0:57.81 [4] (0:11.68)	0:46.13 [4] (0:11.73)	0:34.40 [3] (0:11.53)	0:22.87 [2] (0:11.08)	0:34.40	-1
3	6	MEAT PIE ARTIE Jag Guthmann-Chester	4	66.8 1200m	0:10.97 1200m	1:19.91 [3] (0:11.27)	1:08.64 [5] (0:10.97)	0:57.67 [6] (0:11.53)	0:46.14 [5] (0:12.00)	0:34.14 [5] (0:11.37)	0:22.77 [5] (0:11.18)	0:34.14	+2
4	3	MIGHTY JUDD Justin Stanley	15	67.2 1200m	0:11.00 1200m	1:20.13 [4] (0:11.45)	1:08.68 [7] (0:11.00)	0:57.68 [7] (0:11.66)	0:46.02 [7] (0:11.81)	0:34.21 [7] (0:11.29)	0:22.92 [6] (0:11.08)	0:34.21	-2
5	5	COSTNER Ryan Maloney	10	66.7 1200m	0:10.88 1200m	1:20.38 [5] (0:11.35)	1:09.03 [6] (0:10.88)	0:58.15 [5] (0:11.64)	0:46.51 [6] (0:12.01)	0:34.50 [6] (0:11.48)	0:23.02 [7] (0:11.13)	0:34.50	+11
6	4	YISHAY Boris Thornton	5	66.4 1200m	0:10.91 1200m	1:20.49 [6] (0:11.06)	1:09.43 [4] (0:10.91)	0:58.52 [3] (0:11.61)	0:46.91 [3] (0:12.00)	0:34.91 [4] (0:11.54)	0:23.37 [4] (0:11.34)	0:34.91	+3
7	14	SUNSHINE HIGHWAY Nikita Beriman	17	66.7 1200m	0:11.05 1200m	1:20.58 [7] (0:11.98)	1:08.60 [13] (0:11.05)	0:57.55 [11] (0:11.52)	0:46.03 [10] (0:11.80)	0:34.23 [11] (0:11.36)	0:22.87 [11] (0:11.12)	0:34.23	+0
8	10	LASQUETI BOOM Michael Rodd	12	66.5 400m	0:11.10 400m	1:20.65 [8] (0:11.80)	1:08.85 [12] (0:11.34)	0:57.51 [13] (0:11.65)	0:45.86 [12] (0:11.59)	0:34.27 [12] (0:11.35)	0:22.92 [12] (0:11.10)	0:34.27	+7
9	11	PROPHETS DE'VINE Rikki Jamieson	6	66.3 600m	0:11.14 1200m	1:20.74 [9] (0:11.74)	1:09.00 [11] (0:11.14)	0:57.86 [10] (0:11.69)	0:46.17 [11] (0:11.62)	0:34.55 [9] (0:11.25)	0:23.30 [8] (0:11.23)	0:34.55	+7
10	15	EL KABONG Karl Zechner	2	65.9 1200m	0:11.13 1200m	1:20.82 [10] (0:11.62)	1:09.20 [9] (0:11.13)	0:58.07 [9] (0:11.49)	0:46.58 [8] (0:11.95)	0:34.63 [10] (0:11.44)	0:23.19 [9] (0:11.30)	0:34.63	+0

Scratched: Aerial Bay (#13), Magic Of Millo (#18), Rapid Dude (#19), Tamahagane (#12), Parues (#17), Glowlight (#9)



Doomben QLD Professional

Race 7: U&U RECRUITMENT Class 1 Plate - 1350m

31 July 2024 - 16:04



BRISBANE
RACING CLUB

Track Rating: Soft 5, Weather: Fine, Rail Position: +10m Entire

Section		Overall	1200m	1000m	800m	600m	400m	Last 600m				
Field Times		1:19.70 (0:10.76)	1:08.94 (0:10.80)	0:58.14 (0:11.56)	0:46.58 (0:12.07)	0:34.51 (0:11.65)	0:22.86 (0:11.08)	0:34.51				
Rank	TAB Horse/Jockey	Barrier	Top Speed [km/h]	Fastest Section	Distance Travelled [m]							
11	7 MR CALEB Angela Jones	7	66.4 400m	0:11.15 1200m	1:21.05 [11] (0:11.55)	1:09.50 [8] (0:11.15)	0:58.35 [8] (0:11.59)	0:46.76 [9] (0:11.85)	0:34.91 [8] (0:11.53)	0:23.38 [10] (0:11.19)	0:34.91	+5
12	2 DENMARK Bailey Wheeler	11	65.1 1200m	0:11.14 400m	1:21.38 [12] (0:11.74)	1:09.64 [10] (0:11.34)	0:58.30 [12] (0:11.80)	0:46.50 [13] (0:11.80)	0:34.70 [13] (0:11.22)	0:23.48 [13] (0:11.14)	0:34.70	+0
13	16 SPARKLE MOTION Emily Lang	3	69.9 1200m	0:10.76 Overall	1:22.55 [13] (0:10.76)	1:11.79 [1] (0:10.80)	1:00.99 [1] (0:11.56)	0:49.43 [1] (0:12.07)	0:37.36 [1] (0:11.84)	0:25.52 [3] (0:11.81)	0:37.36	+6

Scratched: Aerial Bay (#13), Magic Of Millo (#18), Rapid Dude (#19), Tamahagane (#12), Parues (#17), Glowlight (#9)

[] Ranking at each section and finish
 -:-:-:- No data available at this section
 NA No data available

SCN Saddle cloth number
 DNF Did not finish
 DNT Did not track



Doomben QLD Professional

Race 7: U&U RECRUITMENT Class 1 Plate - 1350m

31 July 2024 - 16:04



BRISBANE
RACING CLUB

Track Rating: Soft 5, Weather: Fine, Rail Position: +10m Entire

Section				200m				Last 600m	
Field Times				0:11.78 (0:11.78)				0:34.51	
Rank	TAB	Horse/Jockey	Barrier	Top Speed [km/h]	Fastest Section	Margin			Distance Travelled [m]
1	1	AMERICAN PHIREBALL Justin Huxtable	9	69.7 1200m	0:10.78 1200m	0:11.78 [1] (0:11.78)	1:19.70		0:34.47
2	8	RICH AGAIN Samantha Collett	13	66.8 1200m	0:11.00 Overall	0:11.79 [2] (0:11.79)	0.83L		0:34.40 -1
3	6	MEAT PIE ARTIE Jag Guthmann-Chester	4	66.8 1200m	0:10.97 1200m	0:11.59 [4] (0:11.59)	1.25L		0:34.14 +2
4	3	MIGHTY JUDD Justin Stanley	15	67.2 1200m	0:11.00 1200m	0:11.84 [3] (0:11.84)	2.56L		0:34.21 -2
5	5	COSTNER Ryan Maloney	10	66.7 1200m	0:10.88 1200m	0:11.89 [6] (0:11.89)	4.01L		0:34.50 +11
6	4	YISHAY Boris Thornton	5	66.4 1200m	0:10.91 1200m	0:12.03 [5] (0:12.03)	4.64L		0:34.91 +3
7	14	SUNSHINE HIGHWAY Nikita Beriman	17	66.7 1200m	0:11.05 1200m	0:11.75 [9] (0:11.75)	5.18L		0:34.23 +0
8	10	LASQUETI BOOM Michael Rodd	12	66.5 400m	0:11.10 400m	0:11.82 [8] (0:11.82)	5.59L		0:34.27 +7
9	11	PROPHETS DE'VINE Rikki Jamieson	6	66.3 600m	0:11.14 1200m	0:12.07 [7] (0:12.07)	6.11L		0:34.55 +7
10	15	EL KABONG Karl Zechner	2	65.9 1200m	0:11.13 1200m	0:11.89 [12] (0:11.89)	6.58L		0:34.63 +0

Scratched: Aerial Bay (#13), Magic Of Millo (#18), Rapid Dude (#19), Tamahagane (#12), Parues (#17), Glowlight (#9)

Report Created: Wed 31 July 2024 16:25 GMT+10 (Note: Timing is based on position data)

Page 3/17

[] Ranking at each section and finish
 -:-:- No data available at this section
 NA No data available

SCN Saddle cloth number
 DNF Did not finish
 DNT Did not track

data processed by TRIPLES DATA



Doomben QLD Professional

Race 7: U&U RECRUITMENT Class 1 Plate - 1350m

31 July 2024 - 16:04



BRISBANE
RACING CLUB

Track Rating: Soft 5, Weather: Fine, Rail Position: +10m Entire

Section				200m				Last 600m	
Field Times				0:11.78 (0:11.78)				0:34.51	
Rank	TAB	Horse/Jockey	Barrier	Top Speed [km/h]	Fastest Section	Margin			Distance Travelled [m]
11	7	MR CALEB Angela Jones	7	66.4 400m	0:11.15 1200m	0:12.19 [11] (0:12.19)	7.92L		0:34.91 +5
12	2	DENMARK Bailey Wheeler	11	65.1 1200m	0:11.14 400m	0:12.34 [13] (0:12.34)	9.9L		0:34.70 +0
13	16	SPARKLE MOTION Emily Lang	3	69.9 1200m	0:10.76 Overall	0:13.71 [10] (0:13.71)	16.74L		0:37.36 +6

Scratched: Aerial Bay (#13), Magic Of Millo (#18), Rapid Dude (#19), Tamahagane (#12), Parues (#17), Glowlight (#9)



Horse/Jockey Name	American Phireball
Final Rank	1
Fastest Section Time (Section)	0:10.78 (1200m)
Top Speed [km/h] (Section)	69.7 (1200m)
Race State	Finished



Doomben QLD Professional

Race 7: U&U RECRUITMENT Class 1 Plate - 1350m

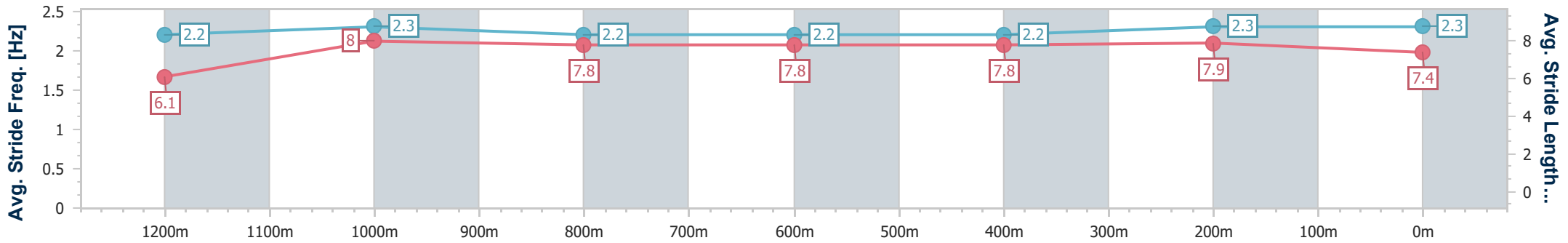
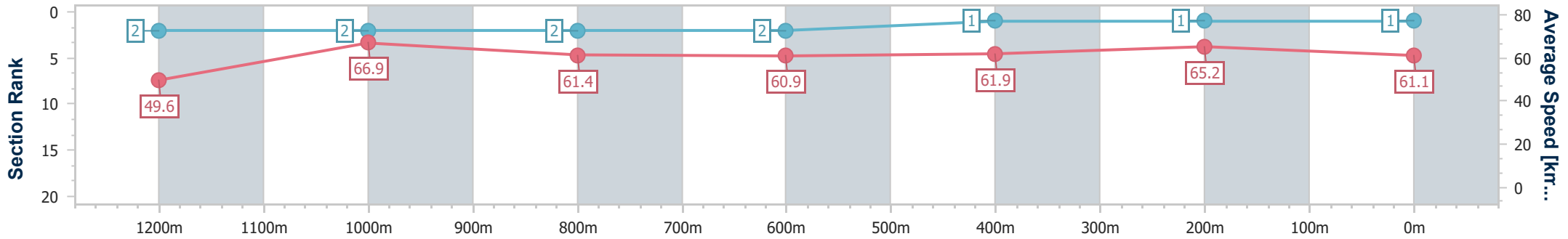
31 July 2024 - 16:04

Track Rating: Soft 5, Weather: Fine, Rail Position: +10m Entire



BRISBANE RACING CLUB

Section	Overall	1200m	1000m	800m	600m	400m	200m
Section Times	1:19.70 [1] (0:10.89)	1:08.81 [2] (0:10.78)	0:58.03 [2] (0:11.71)	0:46.32 [2] (0:11.85)	0:34.47 [2] (0:11.61)	0:22.86 [1] (0:11.08)	0:11.78 [1] (0:11.78)
Average Speed [km/h]	49.6	66.9	61.4	60.9	61.9	65.2	61.1
Top Speed [km/h]	68.5	69.7	64.3	61.9	62.3	67.6	64.8
Avg. Dist. to Rail [m]	4.8	0.3	0.1	0.4	0.2	0.6	0.6
Avg. Stride Freq. [Hz]	2.2	2.3	2.2	2.2	2.2	2.3	2.3
Avg. Stride Length [m]	6.1	8.0	7.8	7.8	7.8	7.9	7.4



- [] Ranking at each section and finish
- .-.- No data available at this section
- NA No data available



Horse/Jockey Name	Rich Again
Final Rank	2
Fastest Section Time (Section)	0:11.00 (Overall)
Top Speed [km/h] (Section)	66.8 (1200m)
Race State	Finished



Doomben QLD Professional

Race 7: U&U RECRUITMENT Class 1 Plate - 1350m

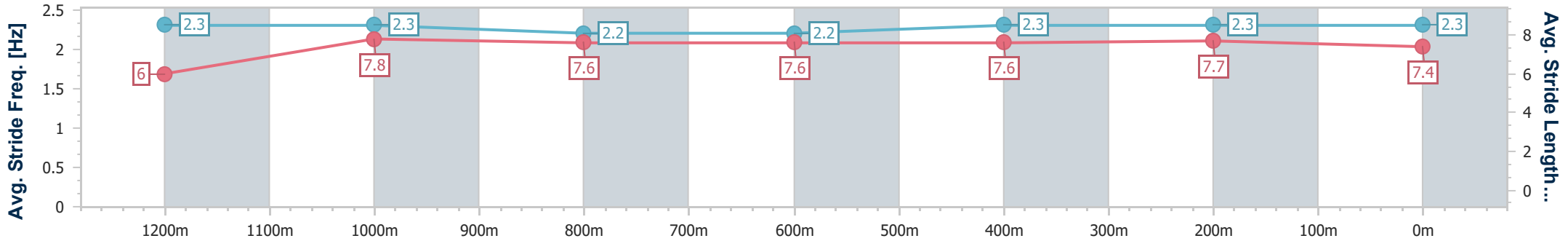
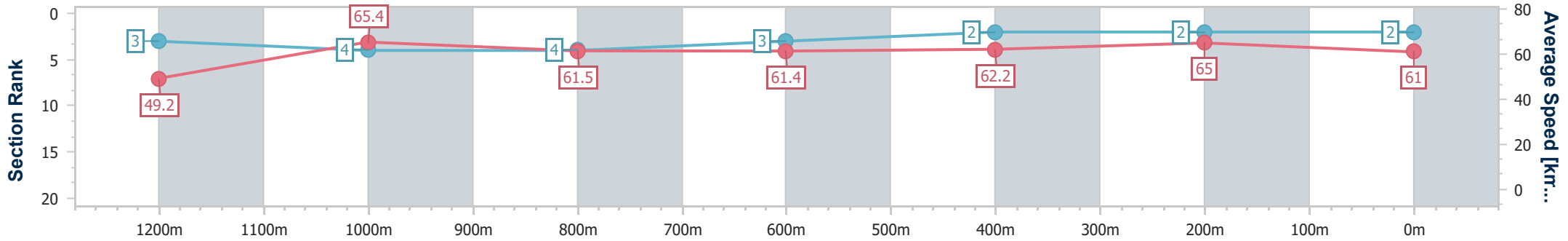
31 July 2024 - 16:04

Track Rating: Soft 5, Weather: Fine, Rail Position: +10m Entire



BRISBANE RACING CLUB

Section	Overall	1200m	1000m	800m	600m	400m	200m
Section Times	1:19.84 [2] (0:11.00)	1:08.84 [3] (0:11.03)	0:57.81 [4] (0:11.68)	0:46.13 [4] (0:11.73)	0:34.40 [3] (0:11.53)	0:22.87 [2] (0:11.08)	0:11.79 [2] (0:11.79)
Average Speed [km/h]	49.2	65.4	61.5	61.4	62.2	65.0	61.0
Top Speed [km/h]	66.5	66.8	64.6	62.8	62.9	66.4	65.1
Avg. Dist. to Rail [m]	8.8	1.7	0.6	0.2	0.5	0.5	1.3
Avg. Stride Freq. [Hz]	2.3	2.3	2.2	2.2	2.3	2.3	2.3
Avg. Stride Length [m]	6.0	7.8	7.6	7.6	7.6	7.7	7.4



- [] Ranking at each section and finish
- .-.- No data available at this section
- NA No data available



Horse/Jockey Name	Meat Pie Artie
Final Rank	3
Fastest Section Time (Section)	0:10.97 (1200m)
Top Speed [km/h] (Section)	66.8 (1200m)
Race State	Finished



Doomben QLD Professional

Race 7: U&U RECRUITMENT Class 1 Plate - 1350m

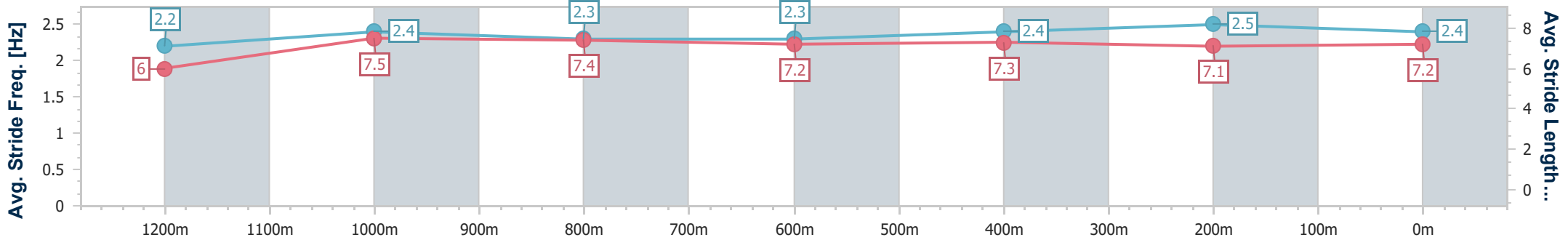
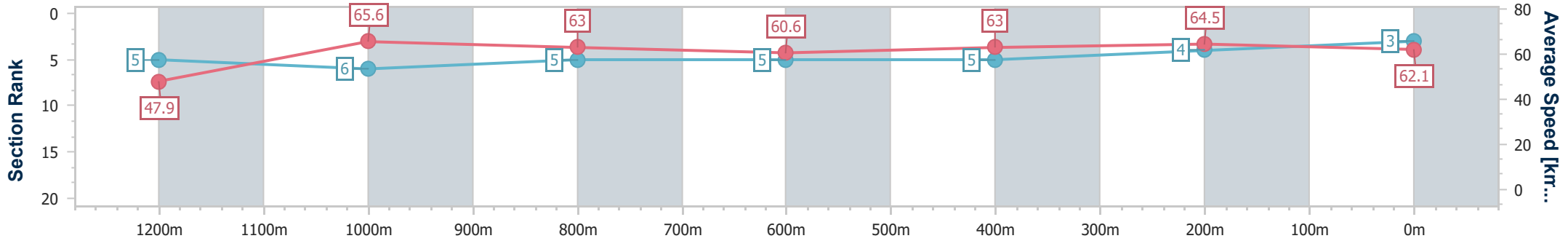
31 July 2024 - 16:04

Track Rating: Soft 5, Weather: Fine, Rail Position: +10m Entire



BRISBANE RACING CLUB

Section	Overall	1200m	1000m	800m	600m	400m	200m
Section Times	1:19.91 [3] (0:11.27)	1:08.64 [5] (0:10.97)	0:57.67 [6] (0:11.53)	0:46.14 [5] (0:12.00)	0:34.14 [5] (0:11.37)	0:22.77 [5] (0:11.18)	0:11.59 [4] (0:11.59)
Average Speed [km/h]	47.9	65.6	63.0	60.6	63.0	64.5	62.1
Top Speed [km/h]	66.4	66.8	65.3	62.5	64.5	65.5	65.4
Avg. Dist. to Rail [m]	4.6	2.1	1.2	2.5	1.1	2.1	2.7
Avg. Stride Freq. [Hz]	2.2	2.4	2.3	2.3	2.4	2.5	2.4
Avg. Stride Length [m]	6.0	7.5	7.4	7.2	7.3	7.1	7.2



- [] Ranking at each section and finish
- .-.- No data available at this section
- NA No data available



Horse/Jockey Name	Mighty Judd
Final Rank	4
Fastest Section Time (Section)	0:11.00 (1200m)
Top Speed [km/h] (Section)	67.2 (1200m)
Race State	Finished



Doomben QLD Professional

Race 7: U&U RECRUITMENT Class 1 Plate - 1350m

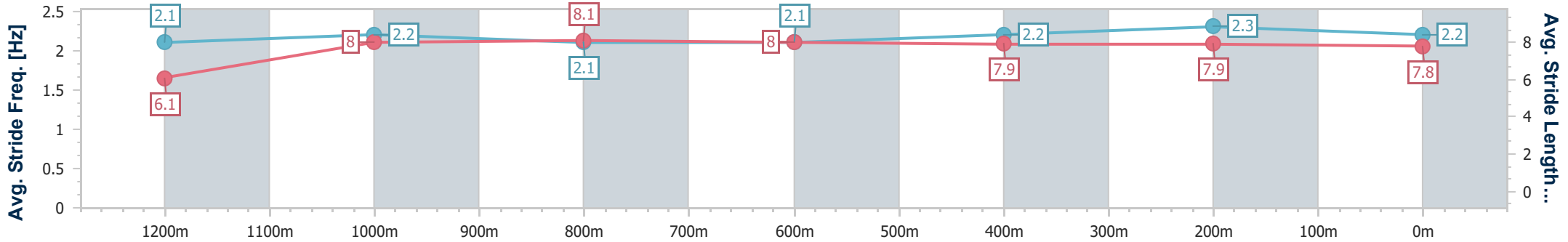
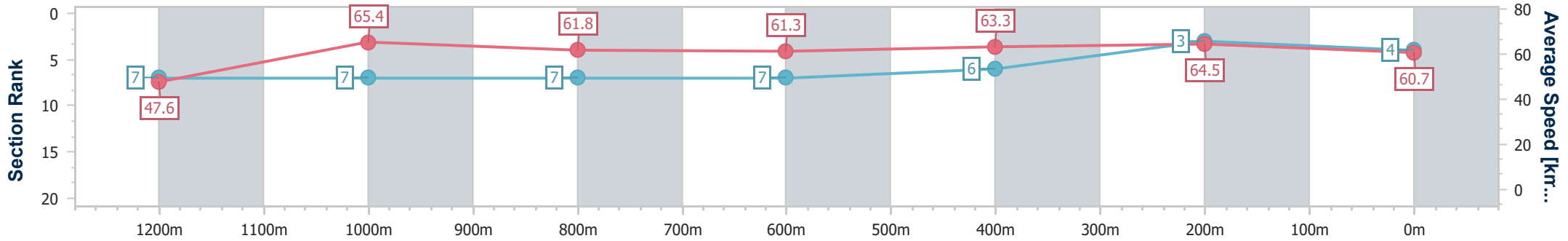
31 July 2024 - 16:04

Track Rating: Soft 5, Weather: Fine, Rail Position: +10m Entire



BRISBANE RACING CLUB

Section	Overall	1200m	1000m	800m	600m	400m	200m
Section Times	1:20.13 [4] (0:11.45)	1:08.68 [7] (0:11.00)	0:57.68 [7] (0:11.66)	0:46.02 [7] (0:11.81)	0:34.21 [7] (0:11.29)	0:22.92 [6] (0:11.08)	0:11.84 [3] (0:11.84)
Average Speed [km/h]	47.6	65.4	61.8	61.3	63.3	64.5	60.7
Top Speed [km/h]	66.7	67.2	64.3	63.0	64.3	65.6	63.9
Avg. Dist. to Rail [m]	9.4	1.6	1.0	0.6	1.3	2.6	0.7
Avg. Stride Freq. [Hz]	2.1	2.2	2.1	2.1	2.2	2.3	2.2
Avg. Stride Length [m]	6.1	8.0	8.1	8.0	7.9	7.9	7.8



- [] Ranking at each section and finish
- .-.- No data available at this section
- NA No data available



Horse/Jockey Name	Costner
Final Rank	5
Fastest Section Time (Section)	0:10.88 (1200m)
Top Speed [km/h] (Section)	66.7 (1200m)
Race State	Finished



Doomben QLD Professional

Race 7: U&U RECRUITMENT Class 1 Plate - 1350m

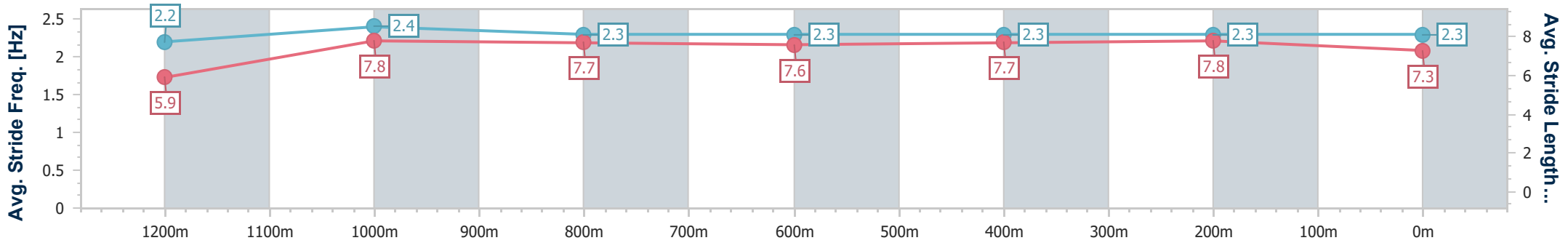
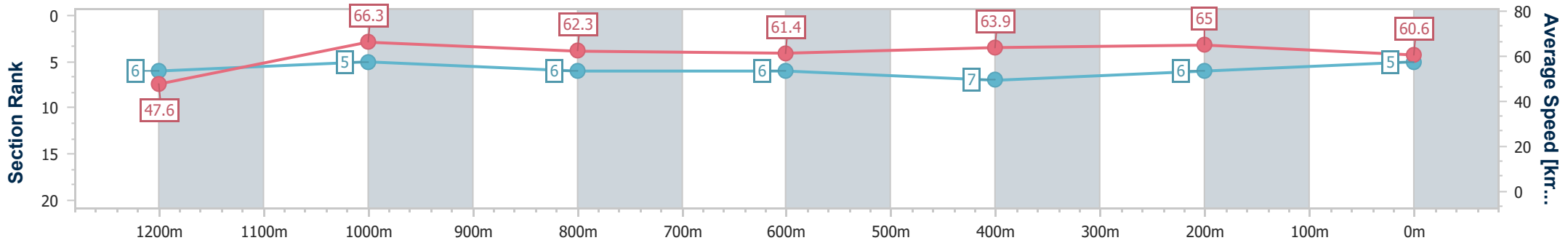
31 July 2024 - 16:04

Track Rating: Soft 5, Weather: Fine, Rail Position: +10m Entire



BRISBANE RACING CLUB

Section	Overall	1200m	1000m	800m	600m	400m	200m
Section Times	1:20.38 [5] (0:11.35)	1:09.03 [6] (0:10.88)	0:58.15 [5] (0:11.64)	0:46.51 [6] (0:12.01)	0:34.50 [6] (0:11.48)	0:23.02 [7] (0:11.13)	0:11.89 [6] (0:11.89)
Average Speed [km/h]	47.6	66.3	62.3	61.4	63.9	65.0	60.6
Top Speed [km/h]	65.7	66.7	64.9	62.2	65.1	66.6	63.4
Avg. Dist. to Rail [m]	6.0	0.6	1.6	5.4	3.2	3.0	1.5
Avg. Stride Freq. [Hz]	2.2	2.4	2.3	2.3	2.3	2.3	2.3
Avg. Stride Length [m]	5.9	7.8	7.7	7.6	7.7	7.8	7.3



- [] Ranking at each section and finish
- .-.- No data available at this section
- NA No data available



Horse/Jockey Name	Yishay
Final Rank	6
Fastest Section Time (Section)	0:10.91 (1200m)
Top Speed [km/h] (Section)	66.4 (1200m)
Race State	Finished



Doomben QLD Professional

Race 7: U&U RECRUITMENT Class 1 Plate - 1350m

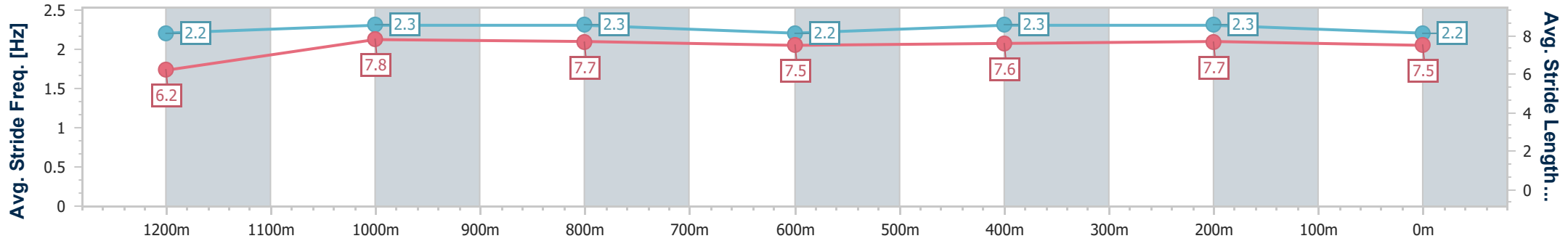
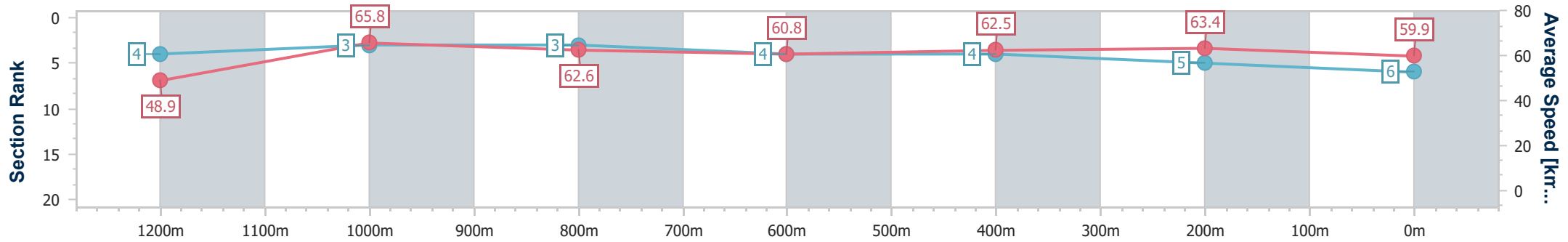
31 July 2024 - 16:04

Track Rating: Soft 5, Weather: Fine, Rail Position: +10m Entire



BRISBANE RACING CLUB

Section	Overall	1200m	1000m	800m	600m	400m	200m
Section Times	1:20.49 [6] (0:11.06)	1:09.43 [4] (0:10.91)	0:58.52 [3] (0:11.61)	0:46.91 [3] (0:12.00)	0:34.91 [4] (0:11.54)	0:23.37 [4] (0:11.34)	0:12.03 [5] (0:12.03)
Average Speed [km/h]	48.9	65.8	62.6	60.8	62.5	63.4	59.9
Top Speed [km/h]	65.2	66.4	65.6	62.7	63.6	63.9	62.7
Avg. Dist. to Rail [m]	4.2	0.9	1.6	3.0	1.4	1.1	0.9
Avg. Stride Freq. [Hz]	2.2	2.3	2.3	2.2	2.3	2.3	2.2
Avg. Stride Length [m]	6.2	7.8	7.7	7.5	7.6	7.7	7.5



- [] Ranking at each section and finish
- .-.- No data available at this section
- NA No data available



Horse/Jockey Name	Sunshine Highway
Final Rank	7
Fastest Section Time (Section)	0:11.05 (1200m)
Top Speed [km/h] (Section)	66.7 (1200m)
Race State	Finished



Doomben QLD Professional

Race 7: U&U RECRUITMENT Class 1 Plate - 1350m

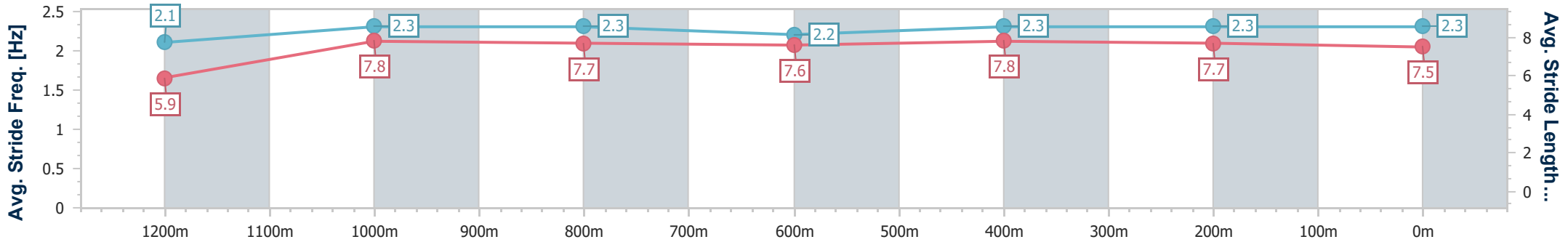
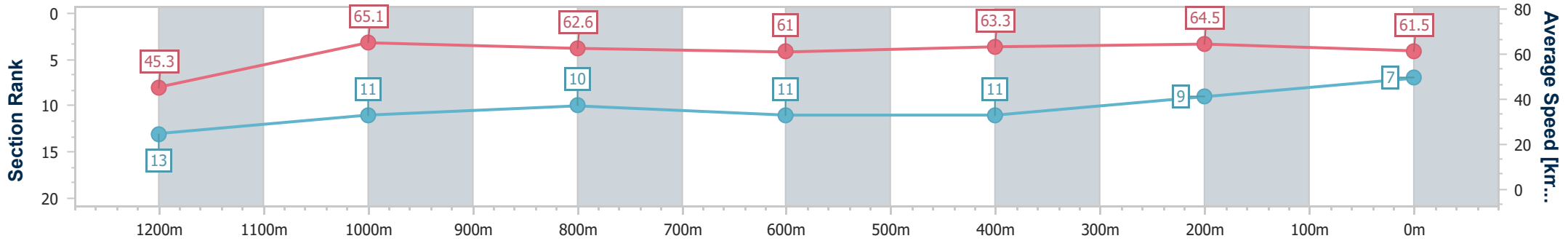
31 July 2024 - 16:04

Track Rating: Soft 5, Weather: Fine, Rail Position: +10m Entire



BRISBANE RACING CLUB

Section	Overall	1200m	1000m	800m	600m	400m	200m
Section Times	1:20.58 [7] (0:11.98)	1:08.60 [13] (0:11.05)	0:57.55 [11] (0:11.52)	0:46.03 [10] (0:11.80)	0:34.23 [11] (0:11.36)	0:22.87 [11] (0:11.12)	0:11.75 [9] (0:11.75)
Average Speed [km/h]	45.3	65.1	62.6	61.0	63.3	64.5	61.5
Top Speed [km/h]	66.7	66.7	65.6	62.9	64.7	65.9	64.4
Avg. Dist. to Rail [m]	8.0	0.3	0.2	0.2	0.3	0.8	1.1
Avg. Stride Freq. [Hz]	2.1	2.3	2.3	2.2	2.3	2.3	2.3
Avg. Stride Length [m]	5.9	7.8	7.7	7.6	7.8	7.7	7.5



- [] Ranking at each section and finish
- .-.- No data available at this section
- NA No data available



Horse/Jockey Name	Lasqueti Boom
Final Rank	8
Fastest Section Time (Section)	0:11.10 (400m)
Top Speed [km/h] (Section)	66.5 (400m)
Race State	Finished



Doomben QLD Professional

Race 7: U&U RECRUITMENT Class 1 Plate - 1350m

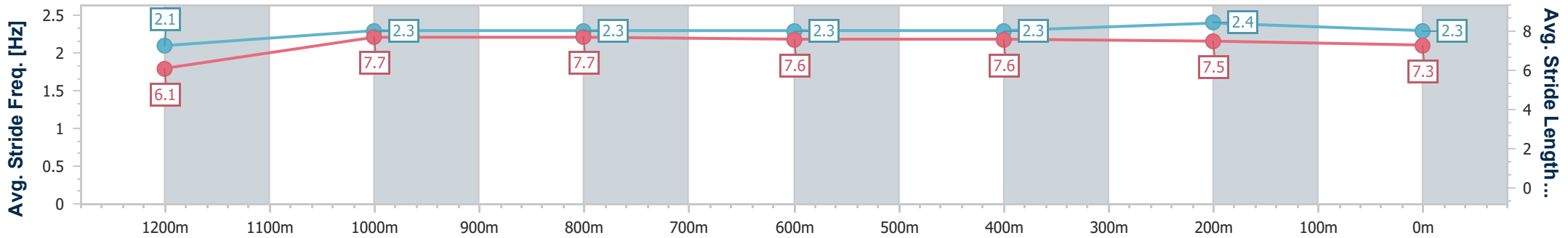
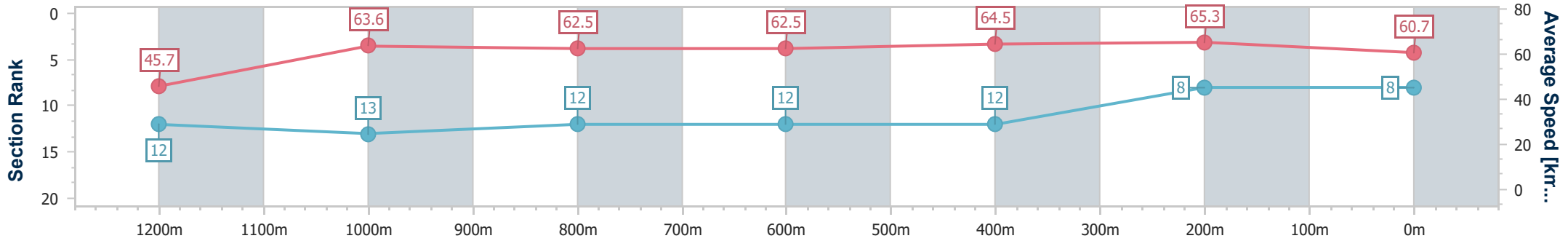
31 July 2024 - 16:04

Track Rating: Soft 5, Weather: Fine, Rail Position: +10m Entire



BRISBANE RACING CLUB

Section	Overall	1200m	1000m	800m	600m	400m	200m
Section Times	1:20.65 [8] (0:11.80)	1:08.85 [12] (0:11.34)	0:57.51 [13] (0:11.65)	0:45.86 [12] (0:11.59)	0:34.27 [12] (0:11.35)	0:22.92 [12] (0:11.10)	0:11.82 [8] (0:11.82)
Average Speed [km/h]	45.7	63.6	62.5	62.5	64.5	65.3	60.7
Top Speed [km/h]	63.3	64.2	64.6	63.4	65.0	66.5	65.0
Avg. Dist. to Rail [m]	8.4	3.0	2.4	2.3	2.4	5.0	5.4
Avg. Stride Freq. [Hz]	2.1	2.3	2.3	2.3	2.3	2.4	2.3
Avg. Stride Length [m]	6.1	7.7	7.7	7.6	7.6	7.5	7.3



- [] Ranking at each section and finish
- .-.- No data available at this section
- NA No data available



Horse/Jockey Name	Prophets De'vine
Final Rank	9
Fastest Section Time (Section)	0:11.14 (1200m)
Top Speed [km/h] (Section)	66.3 (600m)
Race State	Finished



Doomben QLD Professional

Race 7: U&U RECRUITMENT Class 1 Plate - 1350m

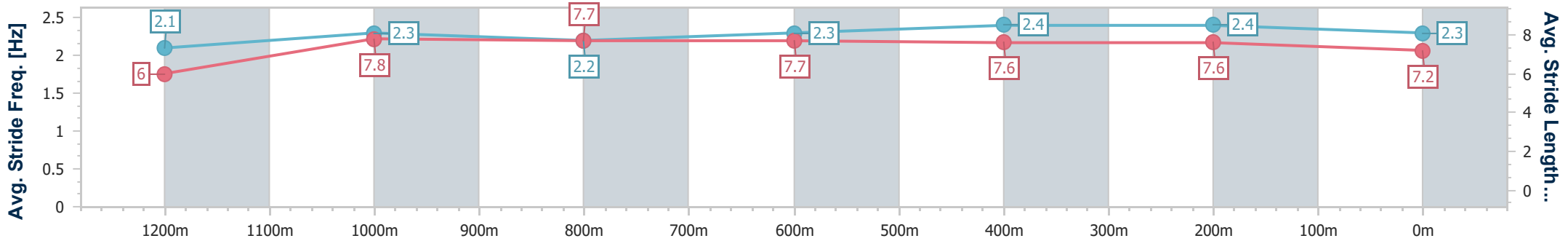
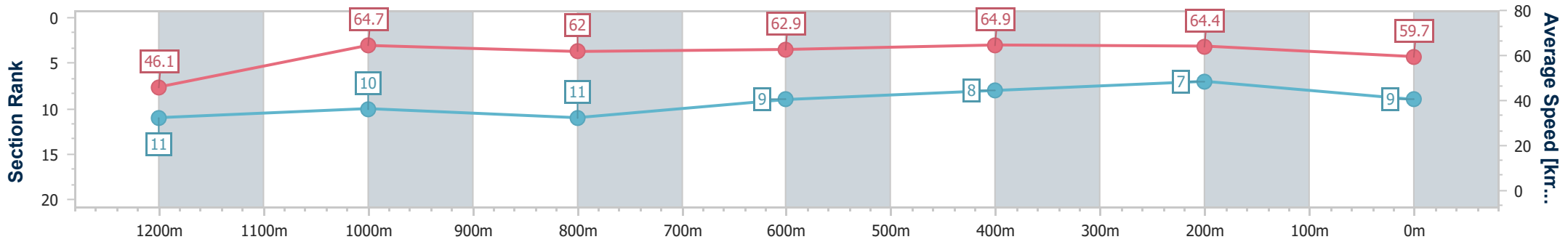
31 July 2024 - 16:04

Track Rating: Soft 5, Weather: Fine, Rail Position: +10m Entire



BRISBANE RACING CLUB

Section	Overall	1200m	1000m	800m	600m	400m	200m
Section Times	1:20.74 [9] (0:11.74)	1:09.00 [11] (0:11.14)	0:57.86 [10] (0:11.69)	0:46.17 [11] (0:11.62)	0:34.55 [9] (0:11.25)	0:23.30 [8] (0:11.23)	0:12.07 [7] (0:12.07)
Average Speed [km/h]	46.1	64.7	62.0	62.9	64.9	64.4	59.7
Top Speed [km/h]	64.2	65.6	63.9	65.6	66.3	66.0	62.9
Avg. Dist. to Rail [m]	4.1	1.8	1.9	2.6	2.6	4.8	3.5
Avg. Stride Freq. [Hz]	2.1	2.3	2.2	2.3	2.4	2.4	2.3
Avg. Stride Length [m]	6.0	7.8	7.7	7.7	7.6	7.6	7.2



- [] Ranking at each section and finish
- .-.- No data available at this section
- NA No data available



Horse/Jockey Name	El Kabong
Final Rank	10
Fastest Section Time (Section)	0:11.13 (1200m)
Top Speed [km/h] (Section)	65.9 (1200m)
Race State	Finished



Doomben QLD Professional

Race 7: U&U RECRUITMENT Class 1 Plate - 1350m

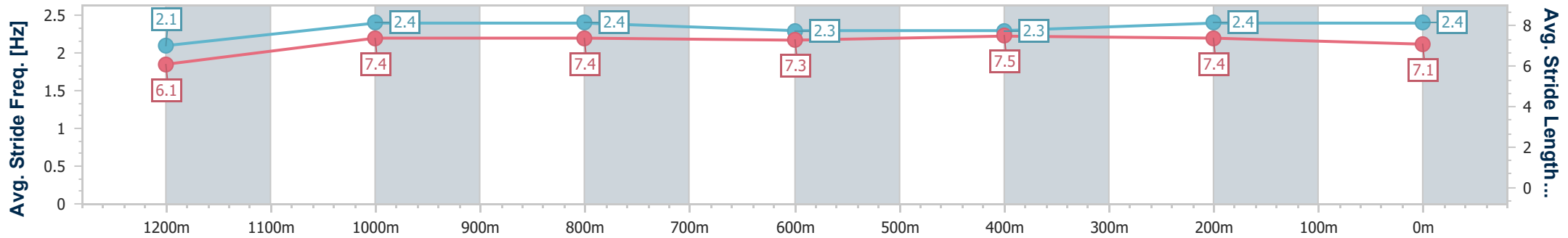
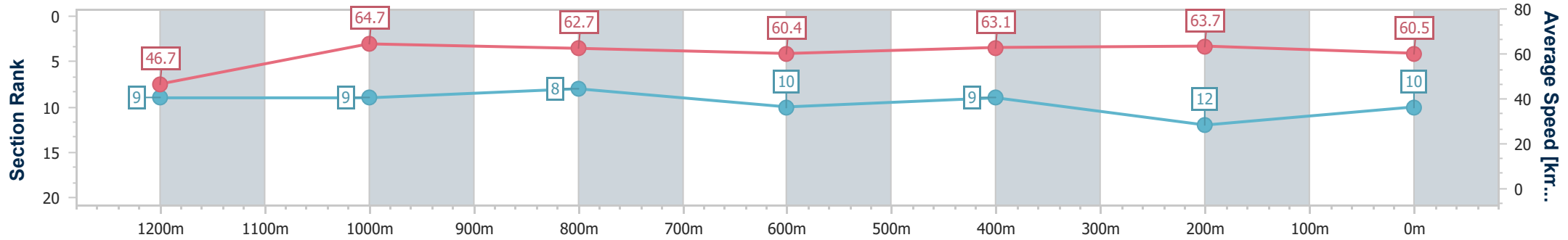
31 July 2024 - 16:04

Track Rating: Soft 5, Weather: Fine, Rail Position: +10m Entire



BRISBANE RACING CLUB

Section	Overall	1200m	1000m	800m	600m	400m	200m
Section Times	1:20.82 [10] (0:11.62)	1:09.20 [9] (0:11.13)	0:58.07 [9] (0:11.49)	0:46.58 [8] (0:11.95)	0:34.63 [10] (0:11.44)	0:23.19 [9] (0:11.30)	0:11.89 [12] (0:11.89)
Average Speed [km/h]	46.7	64.7	62.7	60.4	63.1	63.7	60.5
Top Speed [km/h]	63.5	65.9	64.9	62.2	63.8	64.6	63.9
Avg. Dist. to Rail [m]	1.7	0.3	0.3	0.7	0.3	1.0	0.3
Avg. Stride Freq. [Hz]	2.1	2.4	2.4	2.3	2.3	2.4	2.4
Avg. Stride Length [m]	6.1	7.4	7.4	7.3	7.5	7.4	7.1



- [] Ranking at each section and finish
- .-.- No data available at this section
- NA No data available



Horse/Jockey Name	Mr Caleb
Final Rank	11
Fastest Section Time (Section)	0:11.15 (1200m)
Top Speed [km/h] (Section)	66.4 (400m)
Race State	Finished



Doomben QLD Professional

Race 7: U&U RECRUITMENT Class 1 Plate - 1350m

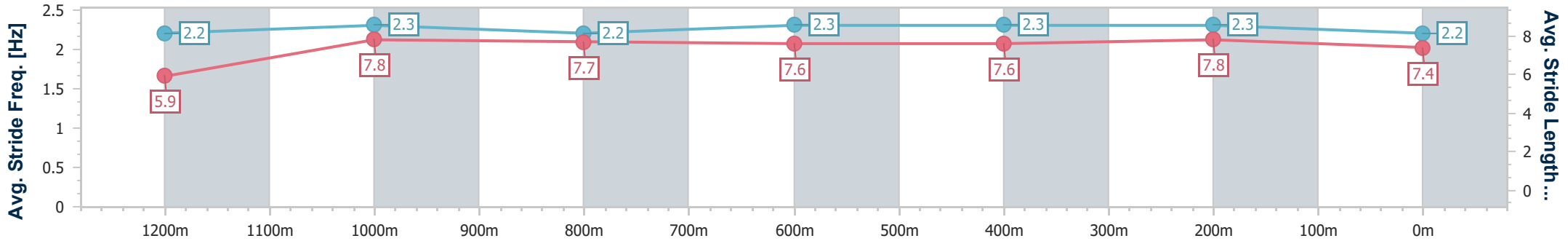
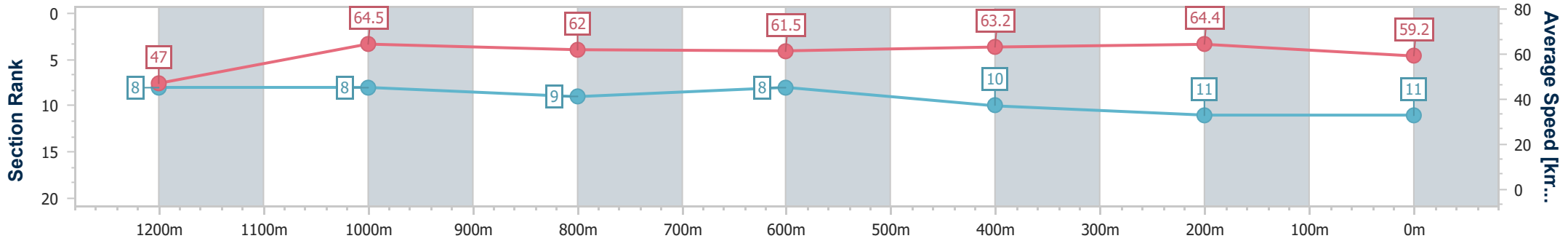
31 July 2024 - 16:04

Track Rating: Soft 5, Weather: Fine, Rail Position: +10m Entire



BRISBANE RACING CLUB

Section	Overall	1200m	1000m	800m	600m	400m	200m
Section Times	1:21.05 [11] (0:11.55)	1:09.50 [8] (0:11.15)	0:58.35 [8] (0:11.59)	0:46.76 [9] (0:11.85)	0:34.91 [8] (0:11.53)	0:23.38 [10] (0:11.19)	0:12.19 [11] (0:12.19)
Average Speed [km/h]	47.0	64.5	62.0	61.5	63.2	64.4	59.2
Top Speed [km/h]	65.0	65.5	63.8	64.2	65.1	66.4	63.9
Avg. Dist. to Rail [m]	4.5	0.4	0.3	1.9	2.3	2.3	2.5
Avg. Stride Freq. [Hz]	2.2	2.3	2.2	2.3	2.3	2.3	2.2
Avg. Stride Length [m]	5.9	7.8	7.7	7.6	7.6	7.8	7.4



- [] Ranking at each section and finish
- .-.- No data available at this section
- NA No data available



Horse/Jockey Name	Denmark
Final Rank	12
Fastest Section Time (Section)	0:11.14 (400m)
Top Speed [km/h] (Section)	65.1 (1200m)
Race State	Finished



Doomben QLD Professional

Race 7: U&U RECRUITMENT Class 1 Plate - 1350m

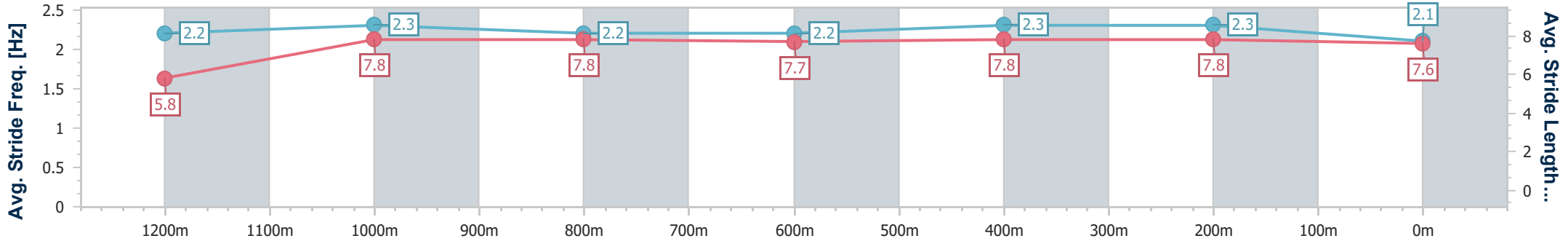
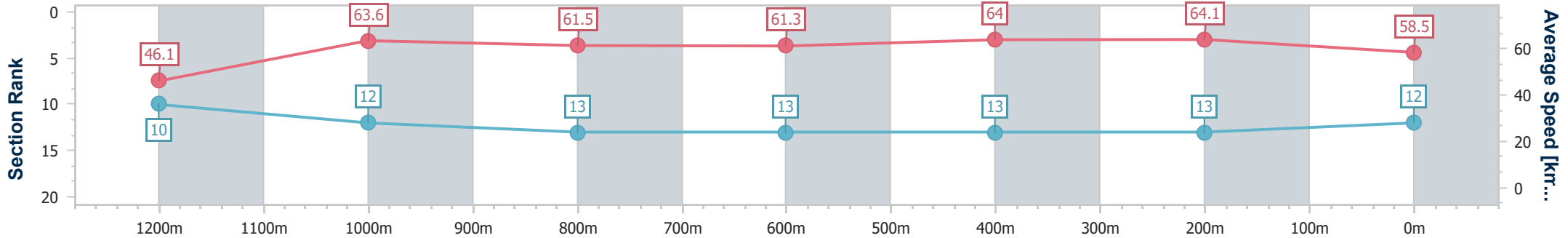
31 July 2024 - 16:04

Track Rating: Soft 5, Weather: Fine, Rail Position: +10m Entire



BRISBANE RACING CLUB

Section	Overall	1200m	1000m	800m	600m	400m	200m
Section Times	1:21.38 [12] (0:11.74)	1:09.64 [10] (0:11.34)	0:58.30 [12] (0:11.80)	0:46.50 [13] (0:11.80)	0:34.70 [13] (0:11.22)	0:23.48 [13] (0:11.14)	0:12.34 [13] (0:12.34)
Average Speed [km/h]	46.1	63.6	61.5	61.3	64.0	64.1	58.5
Top Speed [km/h]	62.7	65.1	62.9	64.2	64.8	65.1	62.9
Avg. Dist. to Rail [m]	7.3	3.3	2.4	0.8	0.9	2.0	0.6
Avg. Stride Freq. [Hz]	2.2	2.3	2.2	2.2	2.3	2.3	2.1
Avg. Stride Length [m]	5.8	7.8	7.8	7.7	7.8	7.8	7.6



- [] Ranking at each section and finish
- .-.- No data available at this section
- NA No data available



Horse/Jockey Name	Sparkle Motion
Final Rank	13
Fastest Section Time (Section)	0:10.76 (Overall)
Top Speed [km/h] (Section)	69.9 (1200m)
Race State	Finished



Doomben QLD Professional

Race 7: U&U RECRUITMENT Class 1 Plate - 1350m

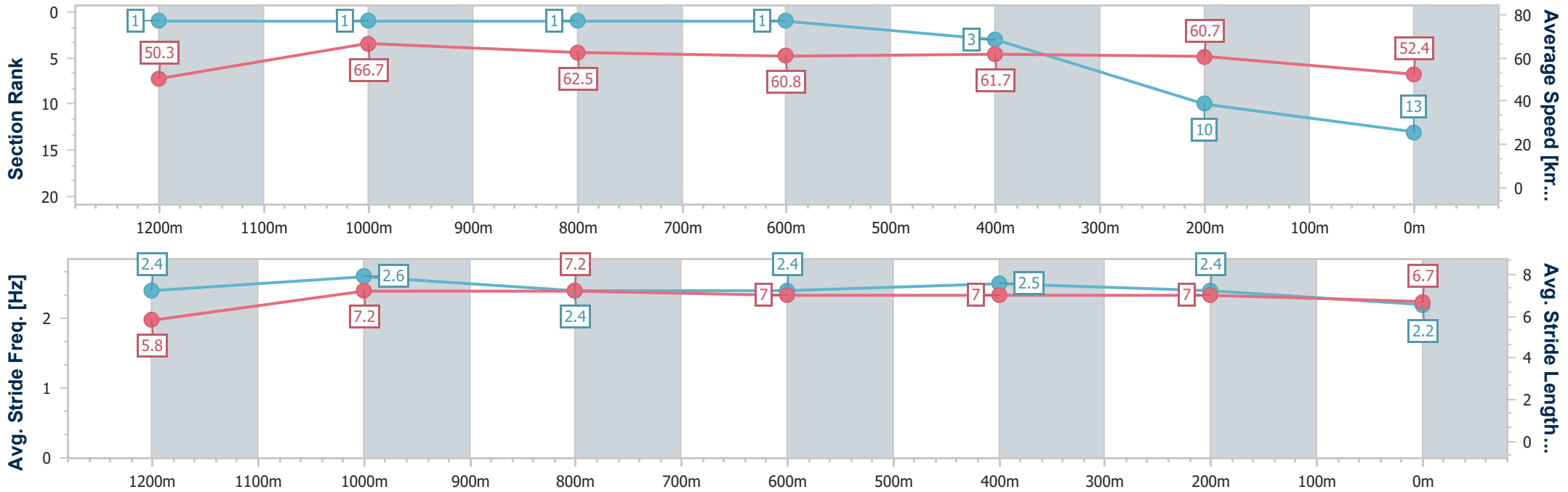
31 July 2024 - 16:04

Track Rating: Soft 5, Weather: Fine, Rail Position: +10m Entire



BRISBANE RACING CLUB

Section	Overall	1200m	1000m	800m	600m	400m	200m
Section Times	1:22.55 [13] (0:10.76)	1:11.79 [1] (0:10.80)	1:00.99 [1] (0:11.56)	0:49.43 [1] (0:12.07)	0:37.36 [1] (0:11.84)	0:25.52 [3] (0:11.81)	0:13.71 [10] (0:13.71)
Average Speed [km/h]	50.3	66.7	62.5	60.8	61.7	60.7	52.4
Top Speed [km/h]	68.8	69.9	65.3	61.8	62.9	61.9	59.5
Avg. Dist. to Rail [m]	2.1	0.2	0.8	4.4	2.4	1.7	0.8
Avg. Stride Freq. [Hz]	2.4	2.6	2.4	2.4	2.5	2.4	2.2
Avg. Stride Length [m]	5.8	7.2	7.2	7.0	7.0	7.0	6.7



- [] Ranking at each section and finish
- .-.- No data available at this section
- NA No data available



Doomben QLD Professional

Race 8: LADBROKES EASY FORM Class 3 Handicap - 1350m

31 July 2024 - 16:43



BRISBANE
RACING CLUB

Track Rating: Soft 5, Weather: Fine, Rail Position: +10m Entire

Section												Last 600m	
Field Times		Overall	1200m	1000m	800m	600m	400m						
		1:19.99 (0:11.23)	1:08.76 (0:11.24)	0:57.52 (0:11.83)	0:45.69 (0:11.69)	0:34.00 (0:11.62)	0:22.38 (0:11.15)						0:34.00
Rank	TAB	Horse/Jockey	Barrier	Top Speed [km/h]	Fastest Section								Distance Travelled [m]
1	2	DEEP RESPECT James Orman	1	69.0 200m	0:10.72 400m	1:19.99 [1] (0:11.46)	1:08.53 [4] (0:11.30)	0:57.23 [4] (0:11.76)	0:45.47 [4] (0:11.85)	0:33.62 [3] (0:11.67)	0:21.95 [6] (0:10.72)	0:33.62	
2	5	QUOTHQUAN Cejay Graham	3	68.8 400m	0:10.69 400m	1:20.08 [2] (0:11.78)	1:08.30 [8] (0:11.37)	0:56.93 [7] (0:11.89)	0:45.04 [7] (0:11.74)	0:33.30 [8] (0:11.41)	0:21.89 [8] (0:10.69)	0:33.30	+2
3	11	MOOTESSA Nikita Beriman	11	68.6 400m	0:10.70 400m	1:20.12 [3] (0:11.62)	1:08.50 [7] (0:11.62)	0:56.88 [8] (0:11.84)	0:45.04 [8] (0:11.69)	0:33.35 [7] (0:11.39)	0:21.96 [7] (0:10.70)	0:33.35	+4
4	7	BILLIONAIRE BABY Bailey Wheeler	2	68.1 400m	0:10.87 400m	1:20.15 [4] (0:11.51)	1:08.64 [6] (0:11.44)	0:57.20 [6] (0:11.76)	0:45.44 [6] (0:11.82)	0:33.62 [6] (0:11.41)	0:22.21 [3] (0:10.87)	0:33.62	+2
5	14	BRASCO Michael Rodd	16	67.8 200m	0:10.74 400m	1:20.24 [5] (0:11.81)	1:08.43 [9] (0:11.63)	0:56.80 [10] (0:11.90)	0:44.90 [10] (0:11.67)	0:33.23 [9] (0:11.33)	0:21.90 [9] (0:10.74)	0:33.23	+4
6	12	JUKEBOX IN SIBERIA Ron Stewart	4	66.2 1200m	0:11.15 400m	1:20.27 [6] (0:11.24)	1:09.03 [2] (0:11.23)	0:57.80 [1] (0:11.83)	0:45.97 [1] (0:11.69)	0:34.28 [1] (0:11.62)	0:22.66 [1] (0:11.15)	0:34.28	+0
7	15	ADMONISH Angela Jones	8	70.5 400m	0:10.58 400m	1:20.46 [7] (0:11.96)	1:08.50 [11] (0:11.43)	0:57.07 [9] (0:11.93)	0:45.14 [9] (0:11.77)	0:33.37 [10] (0:11.48)	0:21.89 [11] (0:10.58)	0:33.37	+2
8	13	NOBLE BEAUTY Emily Lang	13	65.1 400m	0:11.21 400m	1:20.71 [8] (0:11.23)	1:09.48 [1] (0:11.48)	0:58.00 [2] (0:11.66)	0:46.34 [2] (0:11.70)	0:34.64 [2] (0:11.65)	0:22.99 [2] (0:11.21)	0:34.64	+5
9	6	BELLA TIVACI Marnu Potgieter	5	65.8 400m	0:11.19 400m	1:21.32 [9] (0:11.31)	1:10.01 [3] (0:11.42)	0:58.59 [3] (0:11.77)	0:46.82 [3] (0:11.99)	0:34.83 [5] (0:11.53)	0:23.30 [5] (0:11.19)	0:34.83	+5
10	17	BETTER STRINGS Samantha Collett	10	66.5 400m	0:11.09 400m	1:21.52 [10] (0:11.85)	1:09.67 [10] (0:11.84)	0:57.83 [11] (0:11.89)	0:45.94 [11] (0:11.70)	0:34.24 [11] (0:11.23)	0:23.01 [10] (0:11.09)	0:34.24	+2

Scratched: I Am Takingthelot (#9), Crazy Brave (#3), Becamo (#10), Flying Birds (#8), Smytzer (#4), Ain't He Grand (#1)

[] Ranking at each section and finish
-:-:- No data available at this section
NA No data available

SCN Saddle cloth number
DNF Did not finish
DNT Did not track



Doomben QLD Professional

Race 8: LADBROKES EASY FORM Class 3 Handicap - 1350m

31 July 2024 - 16:43



BRISBANE
RACING CLUB

Track Rating: Soft 5, Weather: Fine, Rail Position: +10m Entire

Section	Overall	1200m	1000m	800m	600m	400m	Last 600m
Field Times	1:19.99 (0:11.23)	1:08.76 (0:11.24)	0:57.52 (0:11.83)	0:45.69 (0:11.69)	0:34.00 (0:11.62)	0:22.38 (0:11.15)	0:34.00

Rank	TAB	Horse/Jockey	Barrier	Top Speed [km/h]	Fastest Section	Overall	1200m	1000m	800m	600m	400m	Last 600m	Distance Travelled [m]
11	16	PABALLO	7	64.8	0:11.38	1:21.56 [11]	1:10.09 [5]	0:58.69 [5]	0:46.91 [5]	0:35.12 [4]	0:23.60 [4]	0:35.12	+5
		Tahlia Fenlon		400m	400m	(0:11.47)	(0:11.40)	(0:11.78)	(0:11.79)	(0:11.52)	(0:11.38)		

Scratched: I Am Takingthelot (#9), Crazy Brave (#3), Becamo (#10), Flying Birds (#8), Smytzer (#4), Ain't He Grand (#1)

[] Ranking at each section and finish
 -:-:- No data available at this section
 NA No data available

SCN Saddle cloth number
 DNF Did not finish
 DNT Did not track



Doomben QLD Professional

Race 8: LADBROKES EASY FORM Class 3 Handicap - 1350m

31 July 2024 - 16:43



BRISBANE
RACING CLUB

Track Rating: Soft 5, Weather: Fine, Rail Position: +10m Entire

Section				200m				Last 600m	
Field Times				0:11.23 (0:11.23)				0:34.00	
Rank	TAB	Horse/Jockey	Barrier	Top Speed [km/h]	Fastest Section	Margin			Distance Travelled [m]
1	2	DEEP RESPECT James Orman	1	69.0 200m	0:10.72 400m	0:11.23 [1] (0:11.23)	1:19.99		0:33.62
2	5	QUOTHQUAN Cejay Graham	3	68.8 400m	0:10.69 400m	0:11.20 [5] (0:11.20)	0.51L		0:33.30 +2
3	11	MOOTESSA Nikita Beriman	11	68.6 400m	0:10.70 400m	0:11.26 [4] (0:11.26)	0.77L		0:33.35 +4
4	7	BILLIONAIRE BABY Bailey Wheeler	2	68.1 400m	0:10.87 400m	0:11.34 [3] (0:11.34)	0.94L		0:33.62 +2
5	14	BRASCO Michael Rodd	16	67.8 200m	0:10.74 400m	0:11.16 [7] (0:11.16)	1.43L		0:33.23 +4
6	12	JUKEBOX IN SIBERIA Ron Stewart	4	66.2 1200m	0:11.15 400m	0:11.51 [2] (0:11.51)	1.66L		0:34.28 +0
7	15	ADMONISH Angela Jones	8	70.5 400m	0:10.58 400m	0:11.31 [8] (0:11.31)	2.73L		0:33.37 +2
8	13	NOBLE BEAUTY Emily Lang	13	65.1 400m	0:11.21 400m	0:11.78 [6] (0:11.78)	4.24L		0:34.64 +5
9	6	BELLA TIVACI Marnu Potgieter	5	65.8 400m	0:11.19 400m	0:12.11 [9] (0:12.11)	7.78L		0:34.83 +5
10	17	BETTER STRINGS Samantha Collett	10	66.5 400m	0:11.09 400m	0:11.92 [11] (0:11.92)	9L		0:34.24 +2

Scratched: I Am Takingthelot (#9), Crazy Brave (#3), Becamo (#10), Flying Birds (#8), Smytzer (#4), Ain't He Grand (#1)

[] Ranking at each section and finish
-:--:-- No data available at this section
NA No data available

SCN Saddle cloth number
DNF Did not finish
DNT Did not track



Doomben QLD Professional

Race 8: LADBROKES EASY FORM Class 3 Handicap - 1350m

31 July 2024 - 16:43



BRISBANE
RACING CLUB

Track Rating: Soft 5, Weather: Fine, Rail Position: +10m Entire

Section		200m		Last 600m		
Field Times		0:11.23 (0:11.23)		0:34.00		
Rank	TAB Horse/Jockey	Barrier	Top Speed [km/h]	Fastest Section	Margin	Distance Travelled [m]
11	16 PABALLO	7	64.8	0:11.38	0:12.22 [10]	9.19L
	Tahlia Fenlon		400m	400m	(0:12.22)	
						0:35.12 +5

Scratched: I Am Takingthelot (#9), Crazy Brave (#3), Becamo (#10), Flying Birds (#8), Smytzer (#4), Ain't He Grand (#1)

[] Ranking at each section and finish
 -:-:-:- No data available at this section
 NA No data available

SCN Saddle cloth number
 DNF Did not finish
 DNT Did not track



Horse/Jockey Name	Deep Respect
Final Rank	1
Fastest Section Time (Section)	0:10.72 (400m)
Top Speed [km/h] (Section)	69.0 (200m)
Race State	Finished

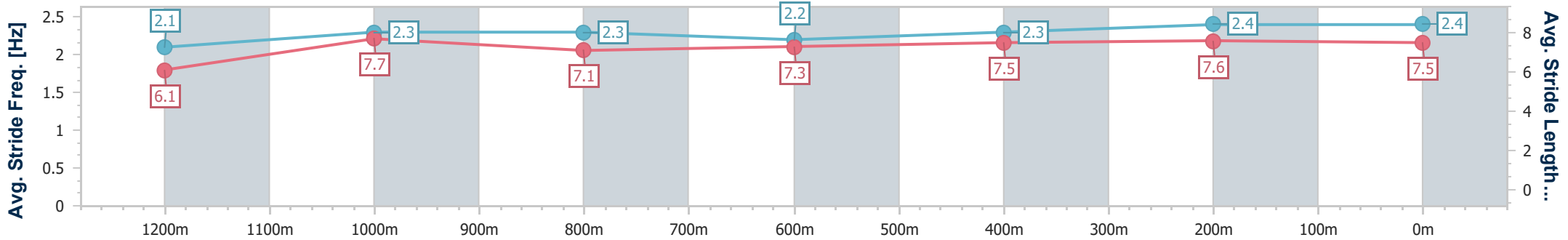
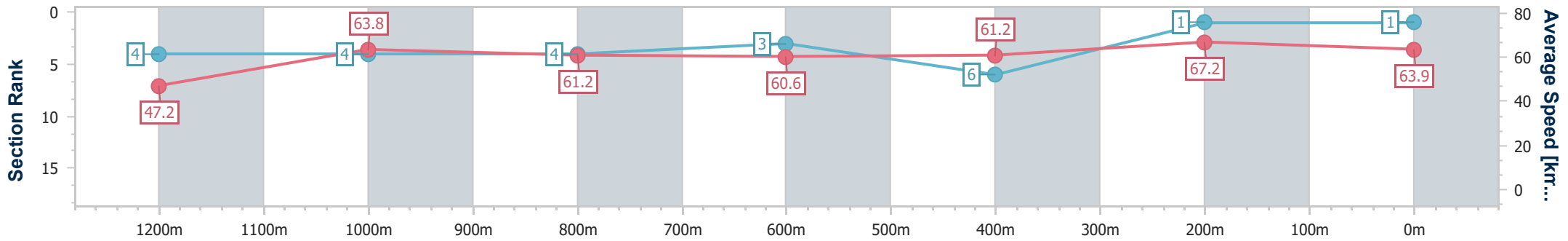


Doomben QLD Professional
Race 8: LADBROKES EASY FORM Class 3 Handicap - 1350m
 31 July 2024 - 16:43
 Track Rating: Soft 5, Weather: Fine, Rail Position: +10m Entire



BRISBANE
RACING CLUB

Section	Overall	1200m	1000m	800m	600m	400m	200m
Section Times	1:19.99 [1] (0:11.46)	1:08.53 [4] (0:11.30)	0:57.23 [4] (0:11.76)	0:45.47 [4] (0:11.85)	0:33.62 [3] (0:11.67)	0:21.95 [6] (0:10.72)	0:11.23 [1] (0:11.23)
Average Speed [km/h]	47.2	63.8	61.2	60.6	61.2	67.2	63.9
Top Speed [km/h]	63.7	64.7	63.5	61.8	63.6	68.9	69.0
Avg. Dist. to Rail [m]	1.4	0.2	0.3	0.4	1.2	0.9	0.4
Avg. Stride Freq. [Hz]	2.1	2.3	2.3	2.2	2.3	2.4	2.4
Avg. Stride Length [m]	6.1	7.7	7.1	7.3	7.5	7.6	7.5



- [] Ranking at each section and finish
- .-.- No data available at this section
- NA No data available



Horse/Jockey Name	Quothquan
Final Rank	2
Fastest Section Time (Section)	0:10.69 (400m)
Top Speed [km/h] (Section)	68.8 (400m)
Race State	Finished

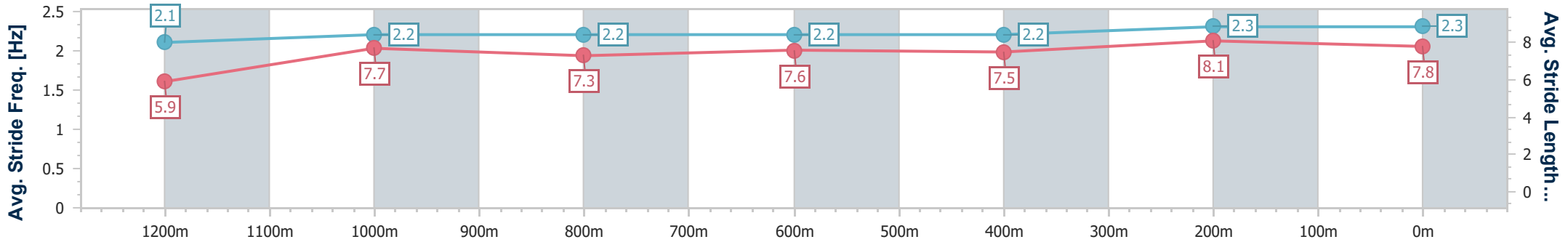
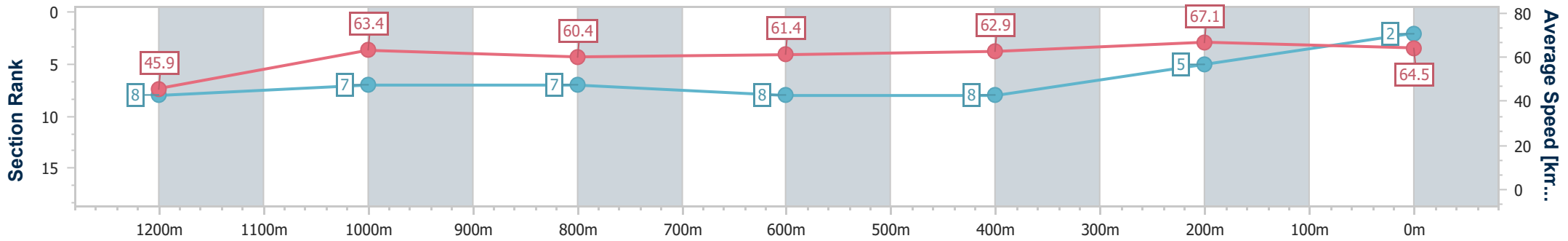


Doomben QLD Professional
Race 8: LADBROKES EASY FORM Class 3 Handicap - 1350m
 31 July 2024 - 16:43
 Track Rating: Soft 5, Weather: Fine, Rail Position: +10m Entire



BRISBANE
 RACING CLUB

Section	Overall	1200m	1000m	800m	600m	400m	200m
Section Times	1:20.08 [2] (0:11.78)	1:08.30 [8] (0:11.37)	0:56.93 [7] (0:11.89)	0:45.04 [7] (0:11.74)	0:33.30 [8] (0:11.41)	0:21.89 [8] (0:10.69)	0:11.20 [5] (0:11.20)
Average Speed [km/h]	45.9	63.4	60.4	61.4	62.9	67.1	64.5
Top Speed [km/h]	61.7	64.2	63.0	63.0	65.9	68.8	66.9
Avg. Dist. to Rail [m]	3.3	0.8	0.5	0.3	0.9	1.7	2.7
Avg. Stride Freq. [Hz]	2.1	2.2	2.2	2.2	2.2	2.3	2.3
Avg. Stride Length [m]	5.9	7.7	7.3	7.6	7.5	8.1	7.8



- [] Ranking at each section and finish
- .-.- No data available at this section
- NA No data available



Horse/Jockey Name	Mootessa
Final Rank	3
Fastest Section Time (Section)	0:10.70 (400m)
Top Speed [km/h] (Section)	68.6 (400m)
Race State	Finished

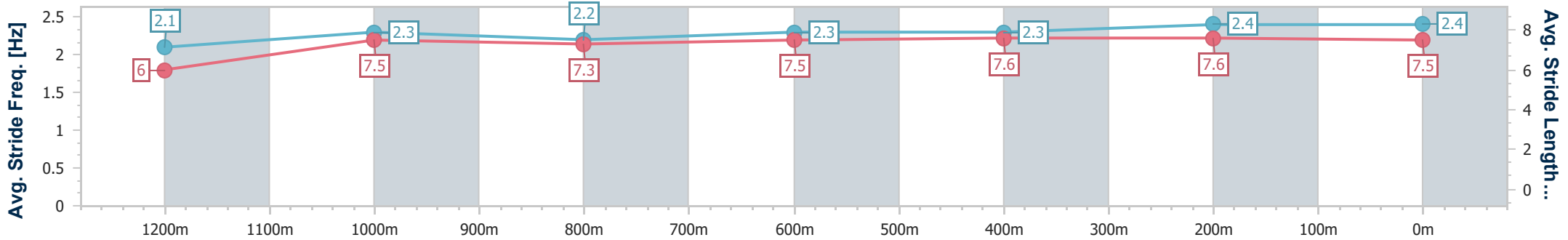
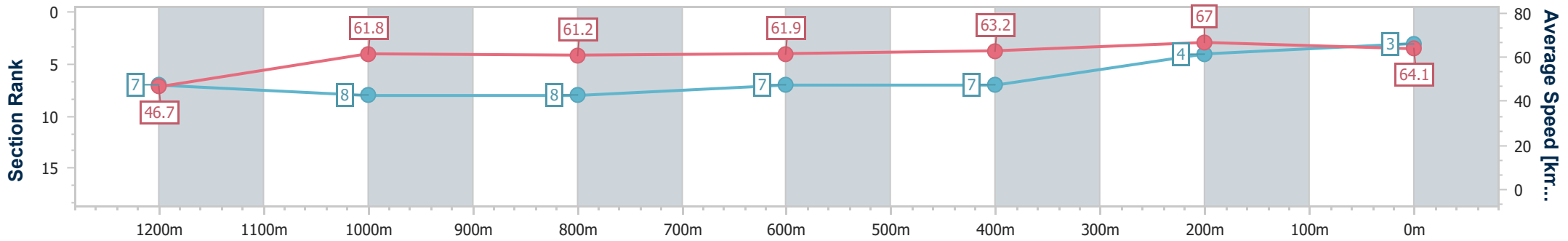


Doomben QLD Professional
Race 8: LADBROKES EASY FORM Class 3 Handicap - 1350m
 31 July 2024 - 16:43
 Track Rating: Soft 5, Weather: Fine, Rail Position: +10m Entire



BRISBANE
RACING CLUB

Section	Overall	1200m	1000m	800m	600m	400m	200m
Section Times	1:20.12 [3] (0:11.62)	1:08.50 [7] (0:11.62)	0:56.88 [8] (0:11.84)	0:45.04 [8] (0:11.69)	0:33.35 [7] (0:11.39)	0:21.96 [7] (0:10.70)	0:11.26 [4] (0:11.26)
Average Speed [km/h]	46.7	61.8	61.2	61.9	63.2	67.0	64.1
Top Speed [km/h]	59.5	63.4	63.5	63.5	65.4	68.6	66.6
Avg. Dist. to Rail [m]	8.2	3.2	1.6	1.0	0.3	1.6	3.8
Avg. Stride Freq. [Hz]	2.1	2.3	2.2	2.3	2.3	2.4	2.4
Avg. Stride Length [m]	6.0	7.5	7.3	7.5	7.6	7.6	7.5



- [] Ranking at each section and finish
- .-.- No data available at this section
- NA No data available



Horse/Jockey Name	Billionair Baby
Final Rank	4
Fastest Section Time (Section)	0:10.87 (400m)
Top Speed [km/h] (Section)	68.1 (400m)
Race State	Finished

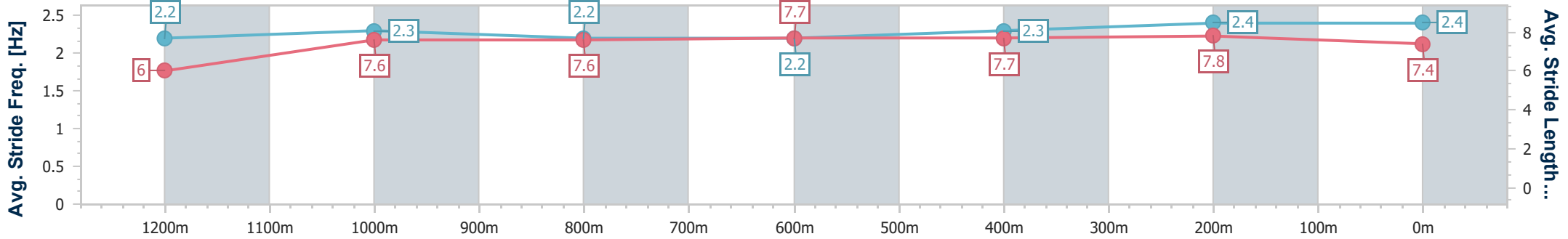
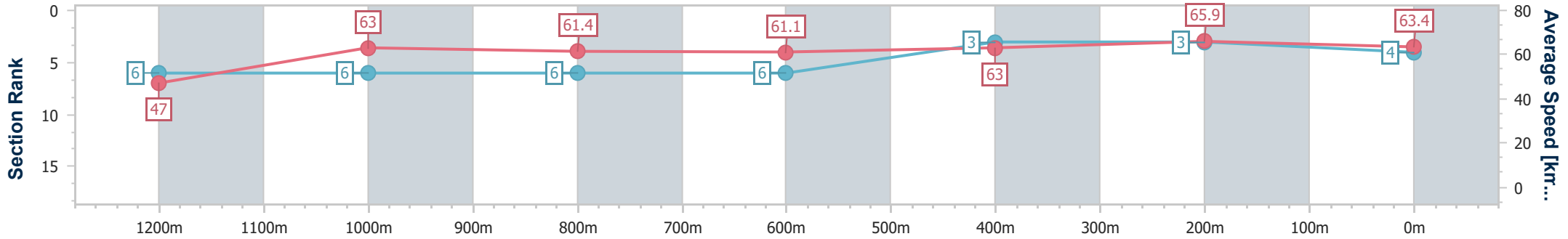


Doomben QLD Professional
Race 8: LADBROKES EASY FORM Class 3 Handicap - 1350m
 31 July 2024 - 16:43
 Track Rating: Soft 5, Weather: Fine, Rail Position: +10m Entire



BRISBANE
RACING CLUB

Section	Overall	1200m	1000m	800m	600m	400m	200m
Section Times	1:20.15 [4] (0:11.51)	1:08.64 [6] (0:11.44)	0:57.20 [6] (0:11.76)	0:45.44 [6] (0:11.82)	0:33.62 [6] (0:11.41)	0:22.21 [3] (0:10.87)	0:11.34 [3] (0:11.34)
Average Speed [km/h]	47.0	63.0	61.4	61.1	63.0	65.9	63.4
Top Speed [km/h]	63.1	64.2	63.1	63.2	65.6	68.1	67.8
Avg. Dist. to Rail [m]	2.4	1.8	1.4	1.1	0.9	1.2	0.6
Avg. Stride Freq. [Hz]	2.2	2.3	2.2	2.2	2.3	2.4	2.4
Avg. Stride Length [m]	6.0	7.6	7.6	7.7	7.7	7.8	7.4



- [] Ranking at each section and finish
- .-.- No data available at this section
- NA No data available



Horse/Jockey Name	Brasco
Final Rank	5
Fastest Section Time (Section)	0:10.74 (400m)
Top Speed [km/h] (Section)	67.8 (200m)
Race State	Finished

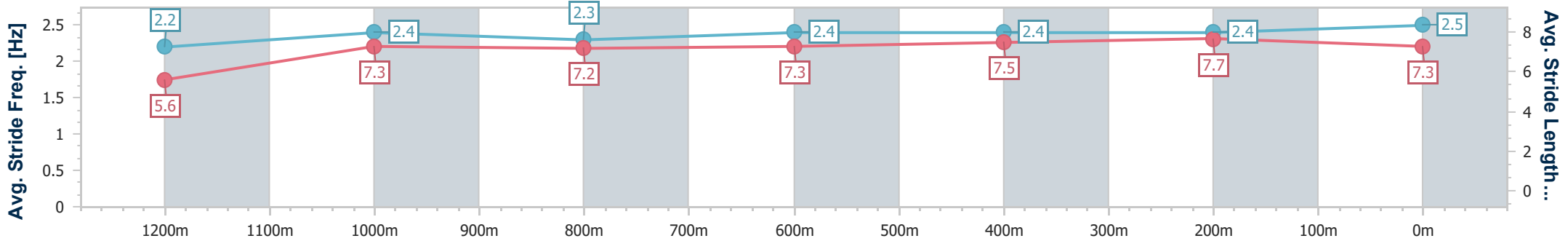
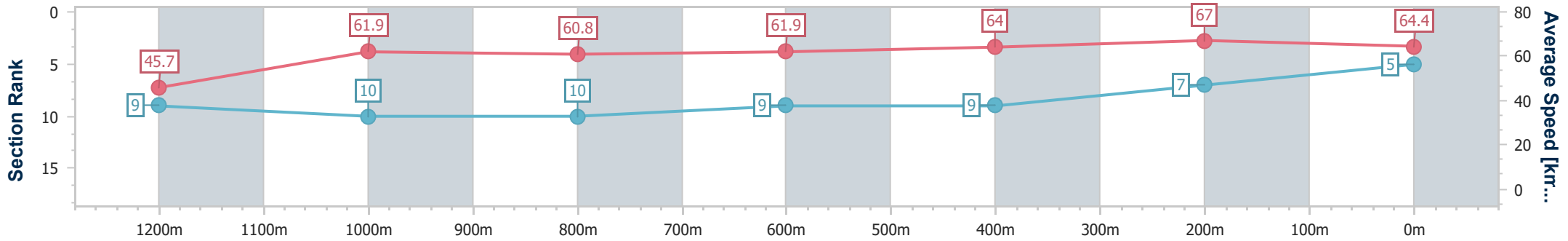


Doomben QLD Professional
Race 8: LADBROKES EASY FORM Class 3 Handicap - 1350m
 31 July 2024 - 16:43
 Track Rating: Soft 5, Weather: Fine, Rail Position: +10m Entire



BRISBANE
RACING CLUB

Section	Overall	1200m	1000m	800m	600m	400m	200m
Section Times	1:20.24 [5] (0:11.81)	1:08.43 [9] (0:11.63)	0:56.80 [10] (0:11.90)	0:44.90 [10] (0:11.67)	0:33.23 [9] (0:11.33)	0:21.90 [9] (0:10.74)	0:11.16 [7] (0:11.16)
Average Speed [km/h]	45.7	61.9	60.8	61.9	64.0	67.0	64.4
Top Speed [km/h]	61.4	62.3	62.2	63.4	65.3	67.6	67.8
Avg. Dist. to Rail [m]	9.2	2.0	1.7	0.8	0.7	1.9	5.7
Avg. Stride Freq. [Hz]	2.2	2.4	2.3	2.4	2.4	2.4	2.5
Avg. Stride Length [m]	5.6	7.3	7.2	7.3	7.5	7.7	7.3



- [] Ranking at each section and finish
- .-.- No data available at this section
- NA No data available



Horse/Jockey Name	Jukebox In Siberia
Final Rank	6
Fastest Section Time (Section)	0:11.15 (400m)
Top Speed [km/h] (Section)	66.2 (1200m)
Race State	Finished

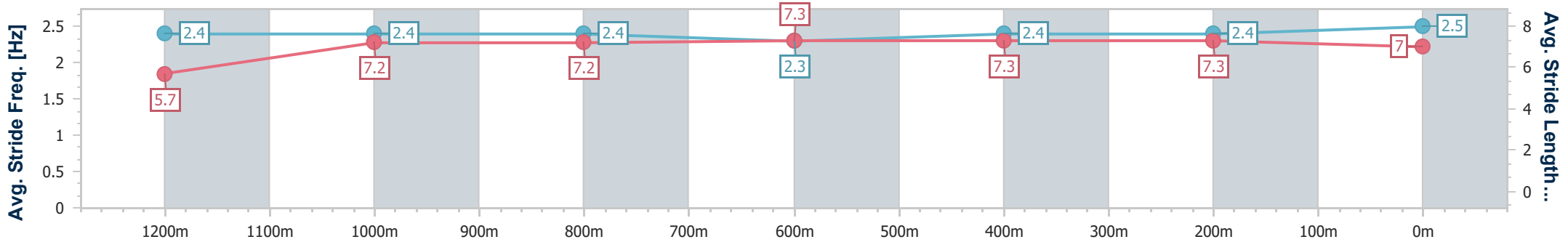
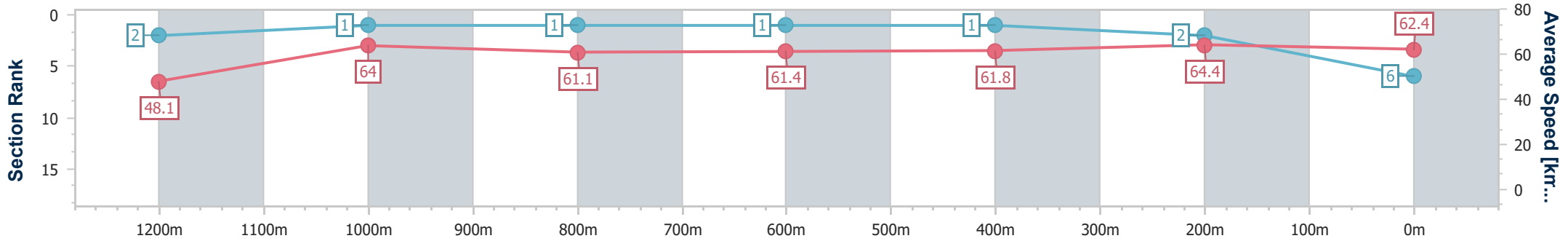


Doomben QLD Professional
Race 8: LADBROKES EASY FORM Class 3 Handicap - 1350m
 31 July 2024 - 16:43
 Track Rating: Soft 5, Weather: Fine, Rail Position: +10m Entire



BRISBANE
RACING CLUB

Section	Overall	1200m	1000m	800m	600m	400m	200m
Section Times	1:20.27 [6] (0:11.24)	1:09.03 [2] (0:11.23)	0:57.80 [1] (0:11.83)	0:45.97 [1] (0:11.69)	0:34.28 [1] (0:11.62)	0:22.66 [1] (0:11.15)	0:11.51 [2] (0:11.51)
Average Speed [km/h]	48.1	64.0	61.1	61.4	61.8	64.4	62.4
Top Speed [km/h]	64.4	66.2	62.6	62.7	62.9	65.9	64.7
Avg. Dist. to Rail [m]	4.3	0.8	0.5	0.3	0.9	1.4	0.8
Avg. Stride Freq. [Hz]	2.4	2.4	2.4	2.3	2.4	2.4	2.5
Avg. Stride Length [m]	5.7	7.2	7.2	7.3	7.3	7.3	7.0



- [] Ranking at each section and finish
- .-.- No data available at this section
- NA No data available



Horse/Jockey Name	Admonish
Final Rank	7
Fastest Section Time (Section)	0:10.58 (400m)
Top Speed [km/h] (Section)	70.5 (400m)
Race State	Finished

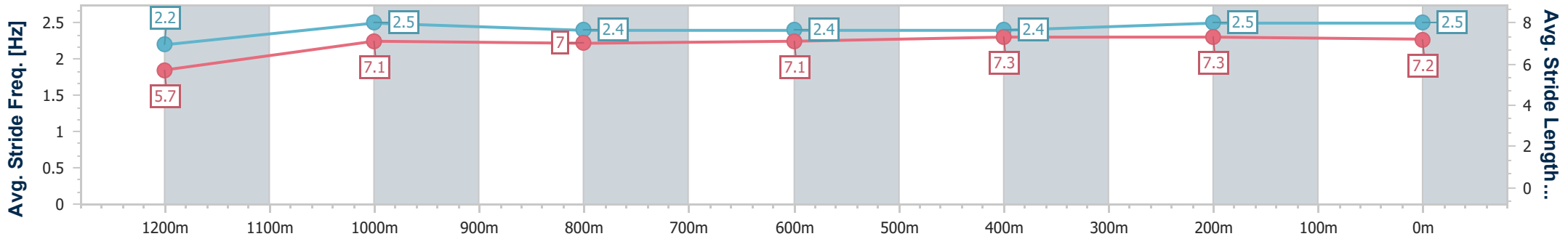
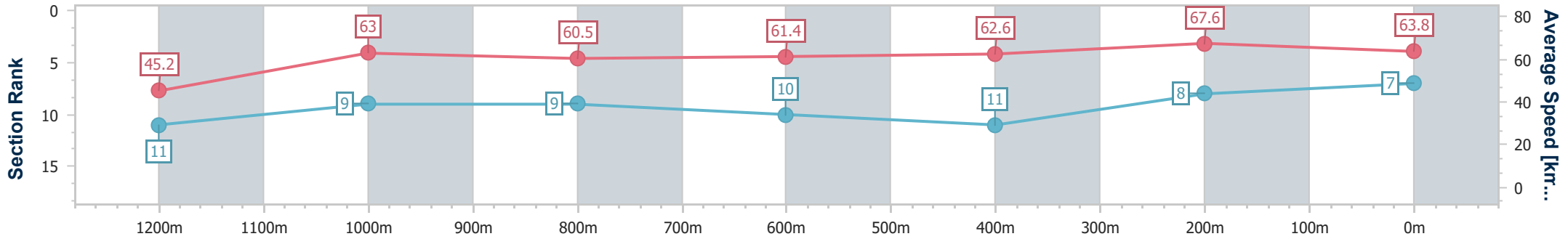


Doomben QLD Professional
Race 8: LADBROKES EASY FORM Class 3 Handicap - 1350m
 31 July 2024 - 16:43
 Track Rating: Soft 5, Weather: Fine, Rail Position: +10m Entire



BRISBANE
RACING CLUB

Section	Overall	1200m	1000m	800m	600m	400m	200m
Section Times	1:20.46 [7] (0:11.96)	1:08.50 [11] (0:11.43)	0:57.07 [9] (0:11.93)	0:45.14 [9] (0:11.77)	0:33.37 [10] (0:11.48)	0:21.89 [11] (0:10.58)	0:11.31 [8] (0:11.31)
Average Speed [km/h]	45.2	63.0	60.5	61.4	62.6	67.6	63.8
Top Speed [km/h]	62.9	64.9	63.9	64.1	65.0	70.5	67.8
Avg. Dist. to Rail [m]	4.6	0.3	0.6	0.5	0.3	2.2	1.1
Avg. Stride Freq. [Hz]	2.2	2.5	2.4	2.4	2.4	2.5	2.5
Avg. Stride Length [m]	5.7	7.1	7.0	7.1	7.3	7.3	7.2



- [] Ranking at each section and finish
- .-.- No data available at this section
- NA No data available



Horse/Jockey Name	Noble Beauty
Final Rank	8
Fastest Section Time (Section)	0:11.21 (400m)
Top Speed [km/h] (Section)	65.1 (400m)
Race State	Finished

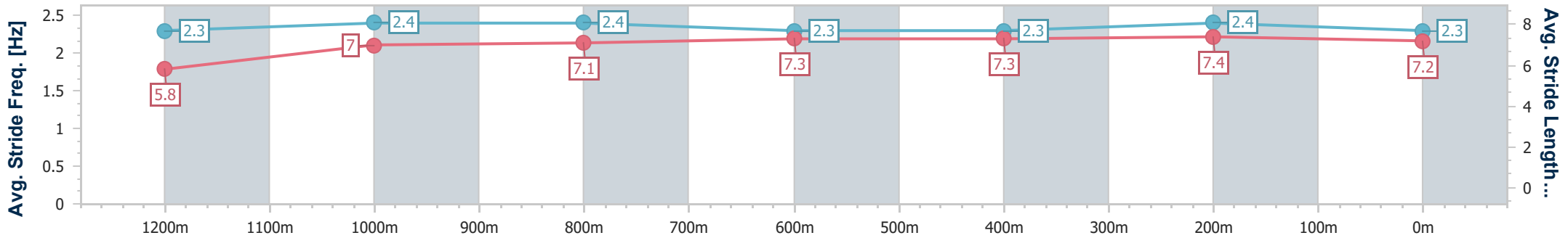
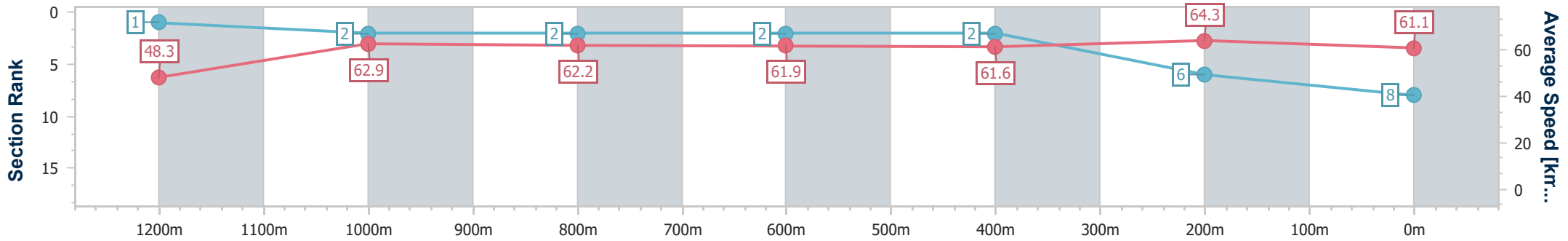


Doomben QLD Professional
Race 8: LADBROKES EASY FORM Class 3 Handicap - 1350m
 31 July 2024 - 16:43
 Track Rating: Soft 5, Weather: Fine, Rail Position: +10m Entire



BRISBANE
 RACING CLUB

Section	Overall	1200m	1000m	800m	600m	400m	200m
Section Times	1:20.71 [8] (0:11.23)	1:09.48 [1] (0:11.48)	0:58.00 [2] (0:11.66)	0:46.34 [2] (0:11.70)	0:34.64 [2] (0:11.65)	0:22.99 [2] (0:11.21)	0:11.78 [6] (0:11.78)
Average Speed [km/h]	48.3	62.9	62.2	61.9	61.6	64.3	61.1
Top Speed [km/h]	63.4	63.7	62.8	62.6	63.0	65.1	63.0
Avg. Dist. to Rail [m]	8.9	2.4	2.3	1.0	0.2	1.0	2.2
Avg. Stride Freq. [Hz]	2.3	2.4	2.4	2.3	2.3	2.4	2.3
Avg. Stride Length [m]	5.8	7.0	7.1	7.3	7.3	7.4	7.2



- [] Ranking at each section and finish
- .-.- No data available at this section
- NA No data available



Horse/Jockey Name	Bella Tivaci
Final Rank	9
Fastest Section Time (Section)	0:11.19 (400m)
Top Speed [km/h] (Section)	65.8 (400m)
Race State	Finished

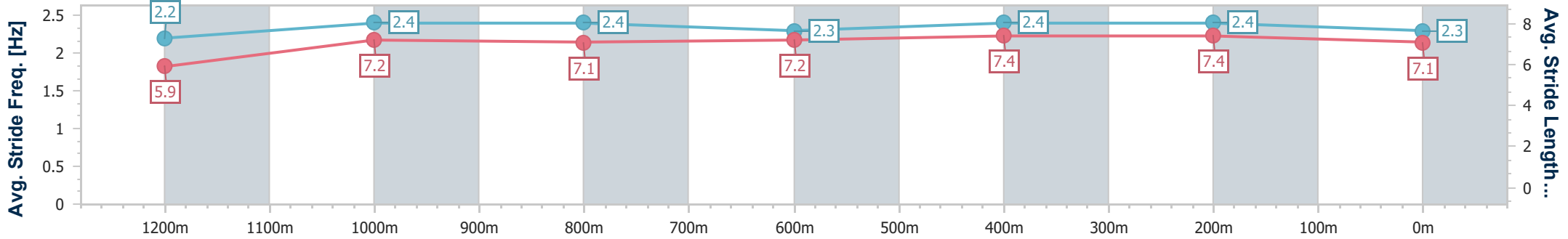
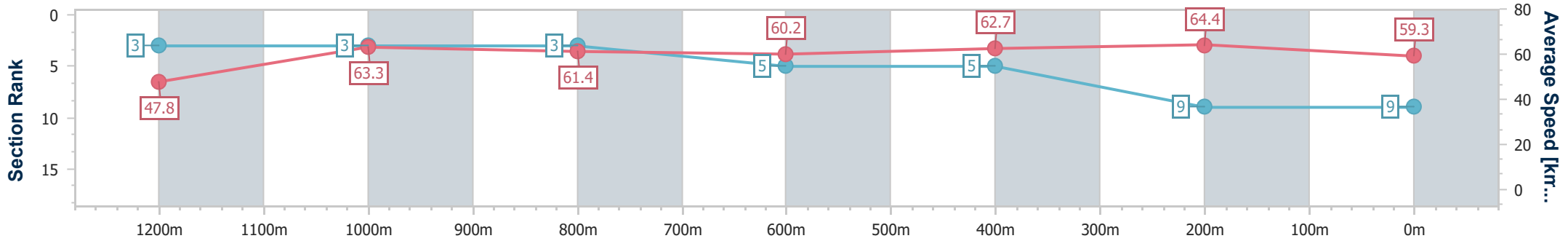


Doomben QLD Professional
Race 8: LADBROKES EASY FORM Class 3 Handicap - 1350m
 31 July 2024 - 16:43
 Track Rating: Soft 5, Weather: Fine, Rail Position: +10m Entire



BRISBANE
RACING CLUB

Section	Overall	1200m	1000m	800m	600m	400m	200m
Section Times	1:21.32 [9] (0:11.31)	1:10.01 [3] (0:11.42)	0:58.59 [3] (0:11.77)	0:46.82 [3] (0:11.99)	0:34.83 [5] (0:11.53)	0:23.30 [5] (0:11.19)	0:12.11 [9] (0:12.11)
Average Speed [km/h]	47.8	63.3	61.4	60.2	62.7	64.4	59.3
Top Speed [km/h]	63.7	64.5	63.1	62.7	63.9	65.8	63.0
Avg. Dist. to Rail [m]	4.9	1.2	1.5	1.1	0.3	2.3	4.2
Avg. Stride Freq. [Hz]	2.2	2.4	2.4	2.3	2.4	2.4	2.3
Avg. Stride Length [m]	5.9	7.2	7.1	7.2	7.4	7.4	7.1



- [] Ranking at each section and finish
- .-.- No data available at this section
- NA No data available



Horse/Jockey Name	Better Strings
Final Rank	10
Fastest Section Time (Section)	0:11.09 (400m)
Top Speed [km/h] (Section)	66.5 (400m)
Race State	Finished

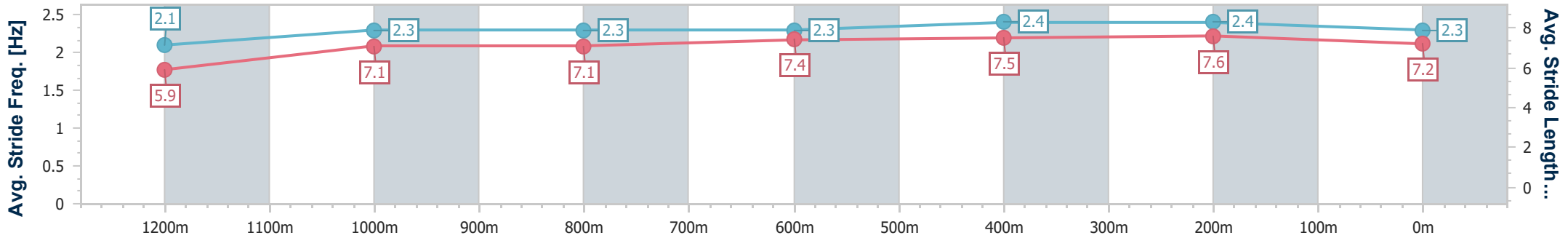
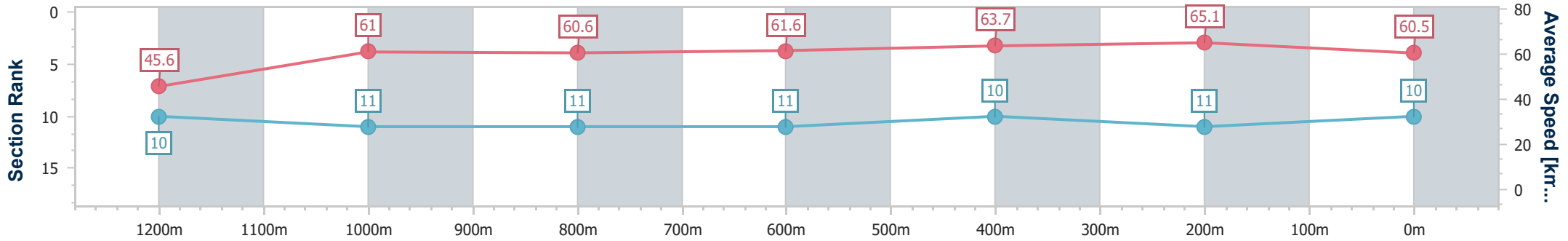


Doomben QLD Professional
Race 8: LADBROKES EASY FORM Class 3 Handicap - 1350m
 31 July 2024 - 16:43
 Track Rating: Soft 5, Weather: Fine, Rail Position: +10m Entire



BRISBANE
 RACING CLUB

Section	Overall	1200m	1000m	800m	600m	400m	200m
Section Times	1:21.52 [10] (0:11.85)	1:09.67 [10] (0:11.84)	0:57.83 [11] (0:11.89)	0:45.94 [11] (0:11.70)	0:34.24 [11] (0:11.23)	0:23.01 [10] (0:11.09)	0:11.92 [11] (0:11.92)
Average Speed [km/h]	45.6	61.0	60.6	61.6	63.7	65.1	60.5
Top Speed [km/h]	61.1	62.0	62.7	64.2	65.6	66.5	64.6
Avg. Dist. to Rail [m]	6.5	1.5	0.7	0.2	0.5	1.2	2.6
Avg. Stride Freq. [Hz]	2.1	2.3	2.3	2.3	2.4	2.4	2.3
Avg. Stride Length [m]	5.9	7.1	7.1	7.4	7.5	7.6	7.2



- [] Ranking at each section and finish
- .-.- No data available at this section
- NA No data available



Horse/Jockey Name	Paballo
Final Rank	11
Fastest Section Time (Section)	0:11.38 (400m)
Top Speed [km/h] (Section)	64.8 (400m)
Race State	Finished

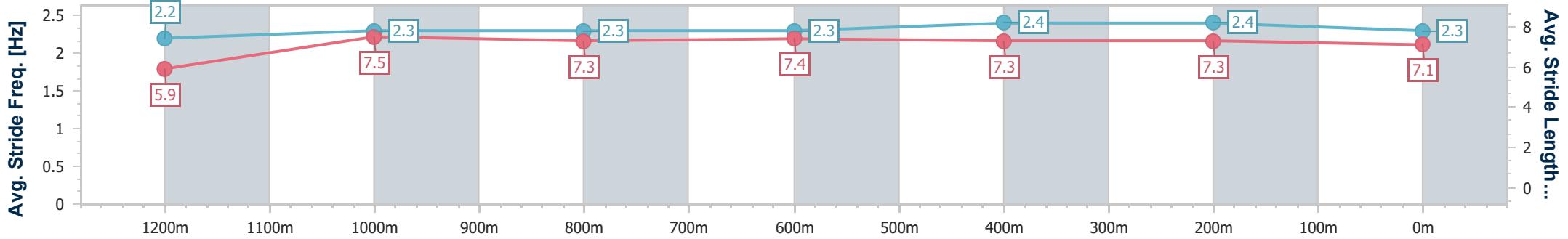
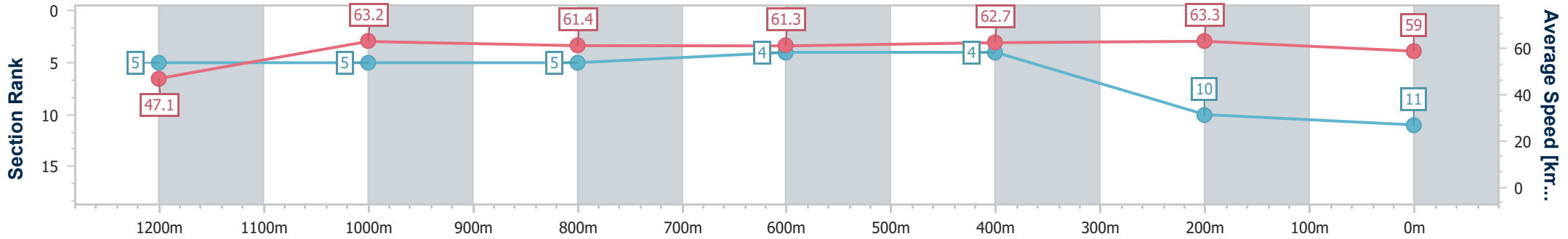


Doomben QLD Professional
Race 8: LADBROKES EASY FORM Class 3 Handicap - 1350m
 31 July 2024 - 16:43
 Track Rating: Soft 5, Weather: Fine, Rail Position: +10m Entire



BRISBANE
RACING CLUB

Section	Overall	1200m	1000m	800m	600m	400m	200m
Section Times	1:21.56 [11] (0:11.47)	1:10.09 [5] (0:11.40)	0:58.69 [5] (0:11.78)	0:46.91 [5] (0:11.79)	0:35.12 [4] (0:11.52)	0:23.60 [4] (0:11.38)	0:12.22 [10] (0:12.22)
Average Speed [km/h]	47.1	63.2	61.4	61.3	62.7	63.3	59.0
Top Speed [km/h]	61.5	63.6	62.8	63.4	63.4	64.8	62.2
Avg. Dist. to Rail [m]	6.8	2.7	1.8	0.9	0.5	4.0	5.8
Avg. Stride Freq. [Hz]	2.2	2.3	2.3	2.3	2.4	2.4	2.3
Avg. Stride Length [m]	5.9	7.5	7.3	7.4	7.3	7.3	7.1



- [] Ranking at each section and finish
- .-.- No data available at this section
- NA No data available