



Doomben QLD Professional
Race 1: HENDRA STATE SCHOOL 160TH ANNIVERSARY QTIS Three-Year-Old Maiden Plate - 1350m
07 August 2024 - 12:34



Track Rating: Soft 5, Weather: Overcast, Rail Position: +7m Entire

| Section | | Overall | 1200m | 1000m | 800m | 600m | 400m | Last 600m | | | | |
|-------------|---|----------------------|----------------------|----------------------|---------------------------|---------------------------|---------------------------|---------------------------|---------------------------|---------------------------|---------|----|
| Field Times | | 1:20.84 (0:10.88) | 1:09.96 (0:10.49) | 0:59.47 (0:11.18) | 0:48.29 (0:11.99) | 0:36.30 (0:12.44) | 0:23.86 (0:11.79) | 0:36.30 | | | | |
| Rank | TAB Horse/Jockey | Barrier | Top Speed [km/h] | Fastest Section | Distance Travelled [m] | | | | | | | |
| 1 | 14 TESSATORI Melea Castle | 13 | 68.8 1200m | 0:10.63 1200m | 1:20.84 [1] (0:10.92) | 1:09.92 [2] (0:10.63) | 0:59.29 [3] (0:11.08) | 0:48.21 [3] (0:12.20) | 0:36.01 [3] (0:12.32) | 0:23.69 [2] (0:11.62) | 0:36.01 | |
| 2 | 4 FRATIANNO Ryan Maloney | 8 | 66.9 1000m | 0:11.05 1200m | 1:20.99 [2] (0:11.41) | 1:09.58 [8] (0:11.05) | 0:58.53 [8] (0:11.08) | 0:47.45 [8] (0:11.82) | 0:35.63 [7] (0:12.27) | 0:23.36 [7] (0:11.41) | 0:35.63 | -3 |
| 3 | 7 THE DARK SIDE Justin Stanley | 5 | 66.7 1000m | 0:11.13 1200m | 1:21.50 [3] (0:11.62) | 1:09.88 [9] (0:11.13) | 0:58.75 [10] (0:11.16) | 0:47.59 [9] (0:11.61) | 0:35.98 [8] (0:12.20) | 0:23.78 [8] (0:11.62) | 0:35.98 | -5 |
| 4 | 5 PRIDE OF SAVABELLA Georgina Cartwright | 6 | 69.4 1200m | 0:10.56 1200m | 1:21.50 [4] (0:11.01) | 1:10.49 [4] (0:10.56) | 0:59.93 [4] (0:11.18) | 0:48.75 [4] (0:12.13) | 0:36.62 [4] (0:12.35) | 0:24.27 [4] (0:11.95) | 0:36.62 | -7 |
| 5 | 6 SAMURAI WAND Samantha Collett | 15 | 69.6 1200m | 0:10.49 1200m | 1:22.31 [5] (0:10.88) | 1:11.43 [1] (0:10.49) | 1:00.94 [1] (0:11.19) | 0:49.75 [2] (0:11.98) | 0:37.77 [1] (0:12.44) | 0:25.33 [1] (0:12.17) | 0:37.77 | -7 |
| 6 | 15 UMABETT Kyle Wilson-Taylor | 3 | 68.5 1200m | 0:10.65 1200m | 1:22.32 [6] (0:11.15) | 1:11.17 [5] (0:10.65) | 1:00.52 [5] (0:11.14) | 0:49.38 [5] (0:12.20) | 0:37.18 [5] (0:12.45) | 0:24.73 [6] (0:11.80) | 0:37.18 | -1 |
| 7 | 13 LADY BOSSA NOVA Kenji Yoshida | 1 | 67.6 1200m | 0:10.71 1200m | 1:22.40 [7] (0:11.18) | 1:11.22 [6] (0:10.71) | 1:00.51 [6] (0:11.15) | 0:49.36 [6] (0:12.10) | 0:37.26 [6] (0:12.39) | 0:24.87 [5] (0:12.20) | 0:37.26 | -3 |
| 8 | 2 ENTERPRISE VALOUR Cody Collis | 7 | 67.1 1200m | 0:10.96 1200m | 1:22.56 [8] (0:11.30) | 1:11.26 [7] (0:10.96) | 1:00.30 [7] (0:11.26) | 0:49.04 [7] (0:12.04) | 0:37.00 [9] (0:12.41) | 0:24.59 [9] (0:11.93) | 0:37.00 | -3 |
| 9 | 10 WHATABOOM Bailey Wheeler | 4 | 67.1 1200m | 0:10.95 1200m | 1:23.17 [9] (0:11.64) | 1:11.53 [10] (0:10.95) | 1:00.58 [9] (0:11.37) | 0:49.21 [10] (0:11.94) | 0:37.27 [10] (0:12.56) | 0:24.71 [10] (0:12.13) | 0:37.27 | -4 |
| 10 | 3 EXPLOSIVE TYCOON James Orman | 14 | 69.1 1200m | 0:10.49 1200m | 1:23.36 [10] (0:10.98) | 1:12.38 [3] (0:10.49) | 1:01.89 [2] (0:11.08) | 0:50.81 [1] (0:12.15) | 0:38.66 [2] (0:12.48) | 0:26.18 [3] (0:12.48) | 0:38.66 | +0 |

Scratched: Unega Wahy'a (#9), Cherry Lips (#12), Alpine Raider (#1), Toro Strike (#8), Aima Sun (#11)

[] Ranking at each section and finish
 -:-:- No data available at this section
 NA No data available

SCN Saddle cloth number
 DNF Did not finish
 DNT Did not track



Doomben QLD Professional
**Race 1: HENDRA STATE SCHOOL 160TH ANNIVERSARY QTIS Three-
Year-Old Maiden Plate - 1350m**
07 August 2024 - 12:34



Track Rating: Soft 5, Weather: Overcast, Rail Position: +7m Entire

| Section | | | | 200m | | | | Last 600m | |
|-------------|--|---------|------------------|----------------------|---------------------------|---------|--|-----------|------------------------|
| Field Times | | | | 0:12.07 (0:12.07) | | | | 0:36.30 | |
| Rank | TAB Horse/Jockey | Barrier | Top Speed [km/h] | Fastest Section | Margin | | | | Distance Travelled [m] |
| 1 | 14 TESSATORI Melea Castle | 13 | 68.8 1200m | 0:10.63 1200m | 0:12.07 [1] (0:12.07) | 1:20.84 | | 0:36.01 | |
| 2 | 4 FRATIANNO Ryan Maloney | 8 | 66.9 1000m | 0:11.05 1200m | 0:11.95 [2] (0:11.95) | 0.87L | | 0:35.63 | -3 |
| 3 | 7 THE DARK SIDE Justin Stanley | 5 | 66.7 1000m | 0:11.13 1200m | 0:12.16 [5] (0:12.16) | 3.87L | | 0:35.98 | -5 |
| 4 | 5 PRIDE OF SAVABELLA Georgina Cartwright | 6 | 69.4 1200m | 0:10.56 1200m | 0:12.32 [4] (0:12.32) | 3.88L | | 0:36.62 | -7 |
| 5 | 6 SAMURAI WAND Samantha Collett | 15 | 69.6 1200m | 0:10.49 1200m | 0:13.16 [3] (0:13.16) | 8.64L | | 0:37.77 | -7 |
| 6 | 15 UMABETT Kyle Wilson-Taylor | 3 | 68.5 1200m | 0:10.65 1200m | 0:12.93 [6] (0:12.93) | 8.71L | | 0:37.18 | -1 |
| 7 | 13 LADY BOSSA NOVA Kenji Yoshida | 1 | 67.6 1200m | 0:10.71 1200m | 0:12.67 [8] (0:12.67) | 9.17L | | 0:37.26 | -3 |
| 8 | 2 ENTERPRISE VALOUR Cody Collis | 7 | 67.1 1200m | 0:10.96 1200m | 0:12.66 [9] (0:12.66) | 10.12L | | 0:37.00 | -3 |
| 9 | 10 WHATABOOM Bailey Wheeler | 4 | 67.1 1200m | 0:10.95 1200m | 0:12.58 [10] (0:12.58) | 13.68L | | 0:37.27 | -4 |
| 10 | 3 EXPLOSIVE TYCOON James Orman | 14 | 69.1 1200m | 0:10.49 1200m | 0:13.70 [7] (0:13.70) | 14.83L | | 0:38.66 | +0 |

Scratched: Unega Wahy'a (#9), Cherry Lips (#12), Alpine Raider (#1), Toro Strike (#8), Aima Sun (#11)

[] Ranking at each section and finish
 -:-:- No data available at this section
 NA No data available

SCN Saddle cloth number
 DNF Did not finish
 DNT Did not track



| | |
|--------------------------------|-----------------|
| Horse/Jockey Name | Tessatori |
| Final Rank | 1 |
| Fastest Section Time (Section) | 0:10.63 (1200m) |
| Top Speed [km/h] (Section) | 68.8 (1200m) |
| Race State | Finished |



Doomben QLD Professional
Race 1: HENDRA STATE SCHOOL 160TH ANNIVERSARY QTIS
Three-Year-Old Maiden Plate - 1350m

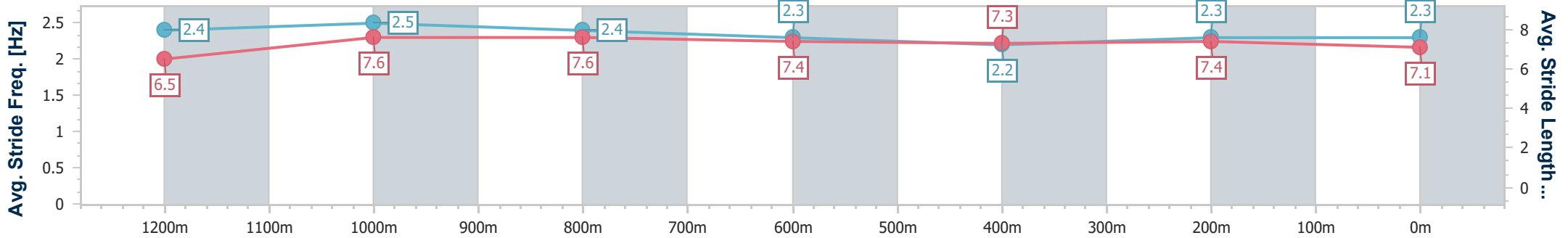
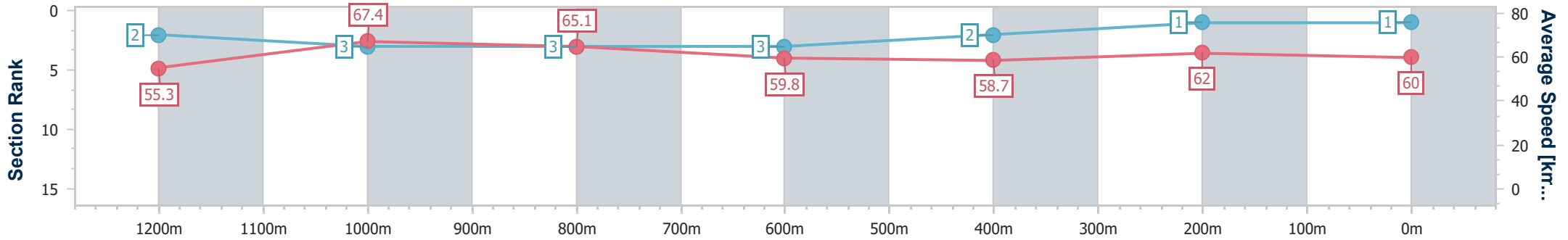
07 August 2024 - 12:34

Track Rating: Soft 5, Weather: Overcast, Rail Position: +7m Entire



BRISBANE
RACING CLUB

| Section | Overall | 1200m | 1000m | 800m | 600m | 400m | 200m |
|------------------------|--------------------------|--------------------------|--------------------------|--------------------------|--------------------------|--------------------------|--------------------------|
| Section Times | 1:20.84 [1] (0:10.92) | 1:09.92 [2] (0:10.63) | 0:59.29 [3] (0:11.08) | 0:48.21 [3] (0:12.20) | 0:36.01 [3] (0:12.32) | 0:23.69 [2] (0:11.62) | 0:12.07 [1] (0:12.07) |
| Average Speed [km/h] | 55.3 | 67.4 | 65.1 | 59.8 | 58.7 | 62.0 | 60.0 |
| Top Speed [km/h] | 55.5 | 68.8 | 68.6 | 66.0 | 60.2 | 63.0 | 63.1 |
| Avg. Dist. to Rail [m] | 8.4 | 3.0 | 1.2 | 1.5 | 0.8 | 1.0 | 1.4 |
| Avg. Stride Freq. [Hz] | 2.4 | 2.5 | 2.4 | 2.3 | 2.2 | 2.3 | 2.3 |
| Avg. Stride Length [m] | 6.5 | 7.6 | 7.6 | 7.4 | 7.3 | 7.4 | 7.1 |



- [] Ranking at each section and finish
- .-.- No data available at this section
- NA No data available



| | |
|--------------------------------|-----------------|
| Horse/Jockey Name | Fratianno |
| Final Rank | 2 |
| Fastest Section Time (Section) | 0:11.05 (1200m) |
| Top Speed [km/h] (Section) | 66.9 (1000m) |
| Race State | Finished |



Doomben QLD Professional
Race 1: HENDRA STATE SCHOOL 160TH ANNIVERSARY QTIS
Three-Year-Old Maiden Plate - 1350m

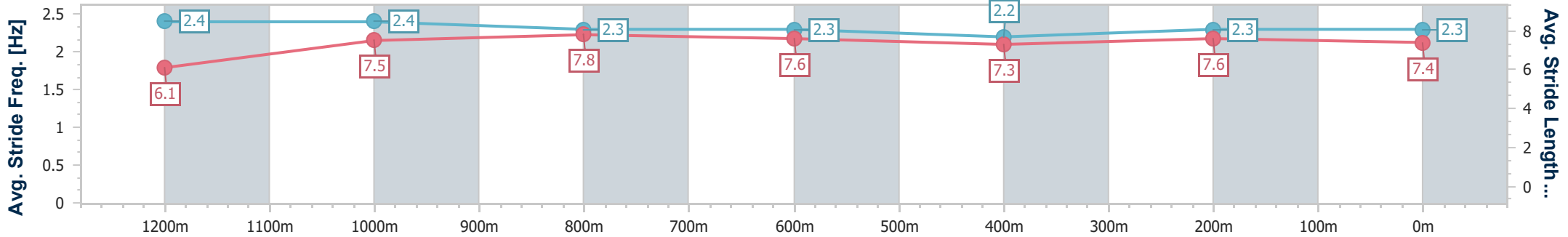
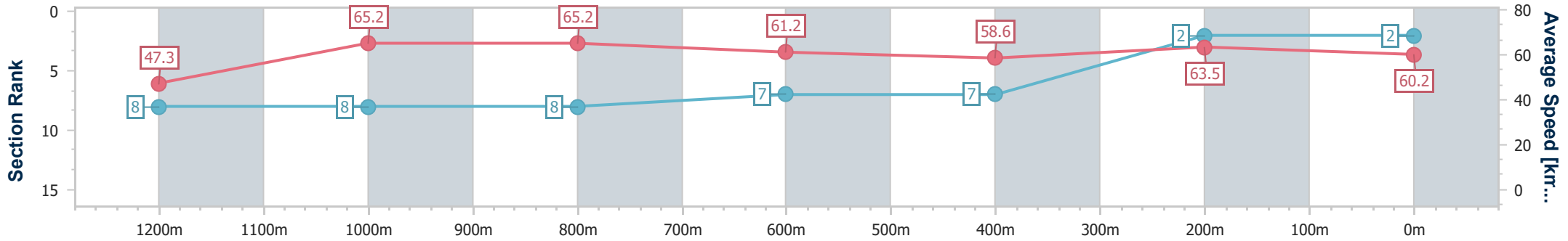


BRISBANE
 RACING CLUB

07 August 2024 - 12:34

Track Rating: Soft 5, Weather: Overcast, Rail Position: +7m Entire

| Section | Overall | 1200m | 1000m | 800m | 600m | 400m | 200m |
|------------------------|--------------------------|--------------------------|--------------------------|--------------------------|--------------------------|--------------------------|--------------------------|
| Section Times | 1:20.99 [2] (0:11.41) | 1:09.58 [8] (0:11.05) | 0:58.53 [8] (0:11.08) | 0:47.45 [8] (0:11.82) | 0:35.63 [7] (0:12.27) | 0:23.36 [7] (0:11.41) | 0:11.95 [2] (0:11.95) |
| Average Speed [km/h] | 47.3 | 65.2 | 65.2 | 61.2 | 58.6 | 63.5 | 60.2 |
| Top Speed [km/h] | 61.6 | 66.9 | 66.9 | 65.0 | 62.5 | 64.8 | 63.0 |
| Avg. Dist. to Rail [m] | 6.6 | 1.7 | 0.3 | 1.1 | 0.4 | 2.5 | 4.3 |
| Avg. Stride Freq. [Hz] | 2.4 | 2.4 | 2.3 | 2.3 | 2.2 | 2.3 | 2.3 |
| Avg. Stride Length [m] | 6.1 | 7.5 | 7.8 | 7.6 | 7.3 | 7.6 | 7.4 |



- [] Ranking at each section and finish
- .-.- No data available at this section
- NA No data available



| | |
|--------------------------------|-----------------|
| Horse/Jockey Name | The Dark Side |
| Final Rank | 3 |
| Fastest Section Time (Section) | 0:11.13 (1200m) |
| Top Speed [km/h] (Section) | 66.7 (1000m) |
| Race State | Finished |



Doomben QLD Professional
Race 1: HENDRA STATE SCHOOL 160TH ANNIVERSARY QTIS
Three-Year-Old Maiden Plate - 1350m

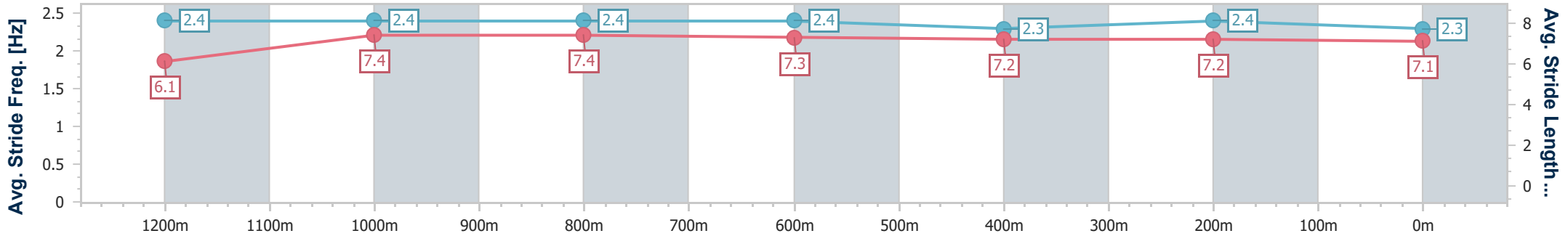
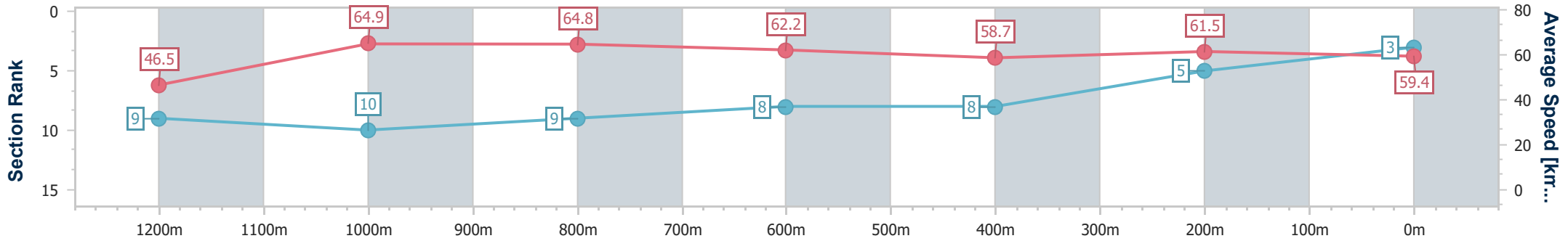


07 August 2024 - 12:34

BRISBANE
RACING CLUB

Track Rating: Soft 5, Weather: Overcast, Rail Position: +7m Entire

| Section | Overall | 1200m | 1000m | 800m | 600m | 400m | 200m |
|------------------------|--------------------------|--------------------------|---------------------------|--------------------------|--------------------------|--------------------------|--------------------------|
| Section Times | 1:21.50 [3] (0:11.62) | 1:09.88 [9] (0:11.13) | 0:58.75 [10] (0:11.16) | 0:47.59 [9] (0:11.61) | 0:35.98 [8] (0:12.20) | 0:23.78 [8] (0:11.62) | 0:12.16 [5] (0:12.16) |
| Average Speed [km/h] | 46.5 | 64.9 | 64.8 | 62.2 | 58.7 | 61.5 | 59.4 |
| Top Speed [km/h] | 63.7 | 65.9 | 66.7 | 63.8 | 60.2 | 62.9 | 61.3 |
| Avg. Dist. to Rail [m] | 4.9 | 1.3 | 2.0 | 0.7 | 1.1 | 1.4 | 2.0 |
| Avg. Stride Freq. [Hz] | 2.4 | 2.4 | 2.4 | 2.4 | 2.3 | 2.4 | 2.3 |
| Avg. Stride Length [m] | 6.1 | 7.4 | 7.4 | 7.3 | 7.2 | 7.2 | 7.1 |



- [] Ranking at each section and finish
- .-.- No data available at this section
- NA No data available



| | |
|--------------------------------|--------------------|
| Horse/Jockey Name | Pride Of Savabella |
| Final Rank | 4 |
| Fastest Section Time (Section) | 0:10.56 (1200m) |
| Top Speed [km/h] (Section) | 69.4 (1200m) |
| Race State | Finished |



Doomben QLD Professional
Race 1: HENDRA STATE SCHOOL 160TH ANNIVERSARY QTIS
Three-Year-Old Maiden Plate - 1350m

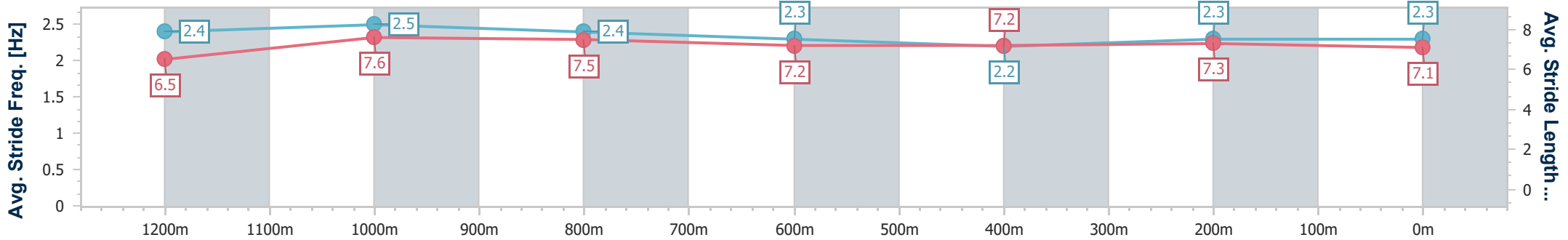
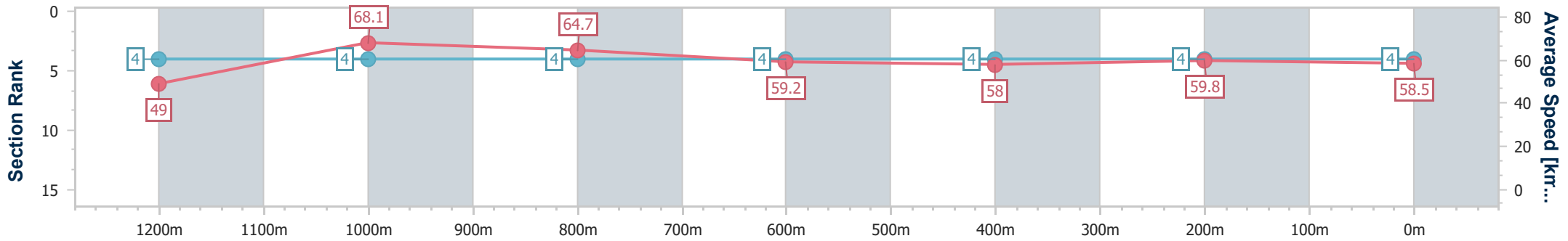


07 August 2024 - 12:34

BRISBANE
RACING CLUB

Track Rating: Soft 5, Weather: Overcast, Rail Position: +7m Entire

| Section | Overall | 1200m | 1000m | 800m | 600m | 400m | 200m |
|------------------------|--------------------------|--------------------------|--------------------------|--------------------------|--------------------------|--------------------------|--------------------------|
| Section Times | 1:21.50 [4] (0:11.01) | 1:10.49 [4] (0:10.56) | 0:59.93 [4] (0:11.18) | 0:48.75 [4] (0:12.13) | 0:36.62 [4] (0:12.35) | 0:24.27 [4] (0:11.95) | 0:12.32 [4] (0:12.32) |
| Average Speed [km/h] | 49.0 | 68.1 | 64.7 | 59.2 | 58.0 | 59.8 | 58.5 |
| Top Speed [km/h] | 67.6 | 69.4 | 67.3 | 60.1 | 59.7 | 61.3 | 60.4 |
| Avg. Dist. to Rail [m] | 4.3 | 1.5 | 0.8 | 0.3 | 1.5 | 0.8 | 0.7 |
| Avg. Stride Freq. [Hz] | 2.4 | 2.5 | 2.4 | 2.3 | 2.2 | 2.3 | 2.3 |
| Avg. Stride Length [m] | 6.5 | 7.6 | 7.5 | 7.2 | 7.2 | 7.3 | 7.1 |



- [] Ranking at each section and finish
- .-.- No data available at this section
- NA No data available



| | |
|--------------------------------|-----------------|
| Horse/Jockey Name | Samurai Wand |
| Final Rank | 5 |
| Fastest Section Time (Section) | 0:10.49 (1200m) |
| Top Speed [km/h] (Section) | 69.6 (1200m) |
| Race State | Finished |



Doomben QLD Professional
Race 1: HENDRA STATE SCHOOL 160TH ANNIVERSARY QTIS
Three-Year-Old Maiden Plate - 1350m

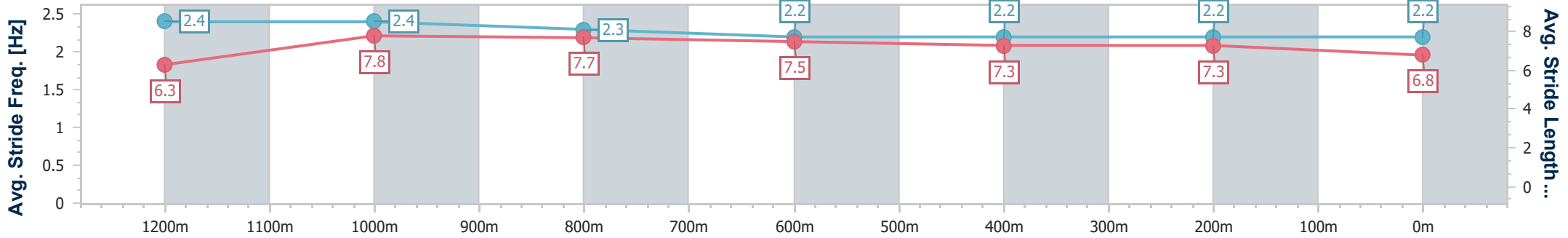
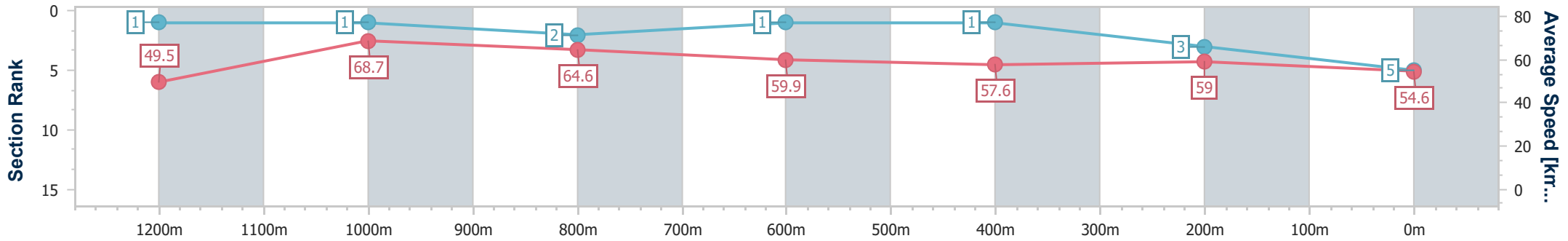
07 August 2024 - 12:34

Track Rating: Soft 5, Weather: Overcast, Rail Position: +7m Entire



BRISBANE
RACING CLUB

| Section | Overall | 1200m | 1000m | 800m | 600m | 400m | 200m |
|------------------------|--------------------------|--------------------------|--------------------------|--------------------------|--------------------------|--------------------------|--------------------------|
| Section Times | 1:22.31 [5] (0:10.88) | 1:11.43 [1] (0:10.49) | 1:00.94 [1] (0:11.19) | 0:49.75 [2] (0:11.98) | 0:37.77 [1] (0:12.44) | 0:25.33 [1] (0:12.17) | 0:13.16 [3] (0:13.16) |
| Average Speed [km/h] | 49.5 | 68.7 | 64.6 | 59.9 | 57.6 | 59.0 | 54.6 |
| Top Speed [km/h] | 68.3 | 69.6 | 69.0 | 61.1 | 58.3 | 59.9 | 57.9 |
| Avg. Dist. to Rail [m] | 10.3 | 7.3 | 2.4 | 0.2 | 1.0 | 1.2 | 0.5 |
| Avg. Stride Freq. [Hz] | 2.4 | 2.4 | 2.3 | 2.2 | 2.2 | 2.2 | 2.2 |
| Avg. Stride Length [m] | 6.3 | 7.8 | 7.7 | 7.5 | 7.3 | 7.3 | 6.8 |



- [] Ranking at each section and finish
- .-.- No data available at this section
- NA No data available



| | |
|--------------------------------|-----------------|
| Horse/Jockey Name | Umabett |
| Final Rank | 6 |
| Fastest Section Time (Section) | 0:10.65 (1200m) |
| Top Speed [km/h] (Section) | 68.5 (1200m) |
| Race State | Finished |



Doomben QLD Professional
Race 1: HENDRA STATE SCHOOL 160TH ANNIVERSARY QTIS
Three-Year-Old Maiden Plate - 1350m

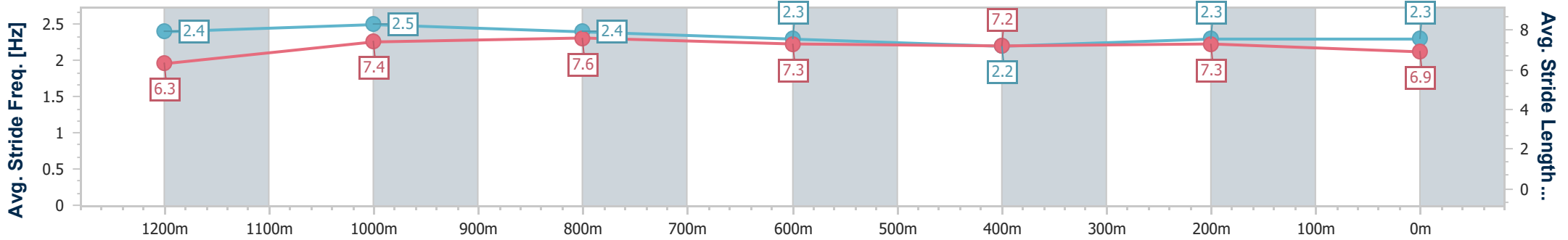
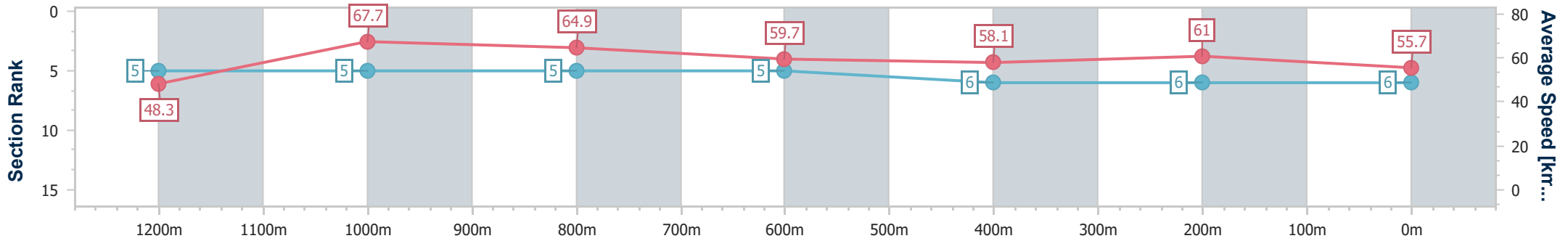


07 August 2024 - 12:34

BRISBANE
RACING CLUB

Track Rating: Soft 5, Weather: Overcast, Rail Position: +7m Entire

| Section | Overall | 1200m | 1000m | 800m | 600m | 400m | 200m |
|------------------------|--------------------------|--------------------------|--------------------------|--------------------------|--------------------------|--------------------------|--------------------------|
| Section Times | 1:22.32 [6] (0:11.15) | 1:11.17 [5] (0:10.65) | 1:00.52 [5] (0:11.14) | 0:49.38 [5] (0:12.20) | 0:37.18 [5] (0:12.45) | 0:24.73 [6] (0:11.80) | 0:12.93 [6] (0:12.93) |
| Average Speed [km/h] | 48.3 | 67.7 | 64.9 | 59.7 | 58.1 | 61.0 | 55.7 |
| Top Speed [km/h] | 67.4 | 68.5 | 66.7 | 62.8 | 60.4 | 62.9 | 58.6 |
| Avg. Dist. to Rail [m] | 2.7 | 0.8 | 1.0 | 2.2 | 1.2 | 1.1 | 2.3 |
| Avg. Stride Freq. [Hz] | 2.4 | 2.5 | 2.4 | 2.3 | 2.2 | 2.3 | 2.3 |
| Avg. Stride Length [m] | 6.3 | 7.4 | 7.6 | 7.3 | 7.2 | 7.3 | 6.9 |



- [] Ranking at each section and finish
- .-.- No data available at this section
- NA No data available



| | |
|--------------------------------|-----------------|
| Horse/Jockey Name | Lady Bossa Nova |
| Final Rank | 7 |
| Fastest Section Time (Section) | 0:10.71 (1200m) |
| Top Speed [km/h] (Section) | 67.6 (1200m) |
| Race State | Finished |



Doomben QLD Professional
 Race 1: HENDRA STATE SCHOOL 160TH ANNIVERSARY QTIS
 Three-Year-Old Maiden Plate - 1350m

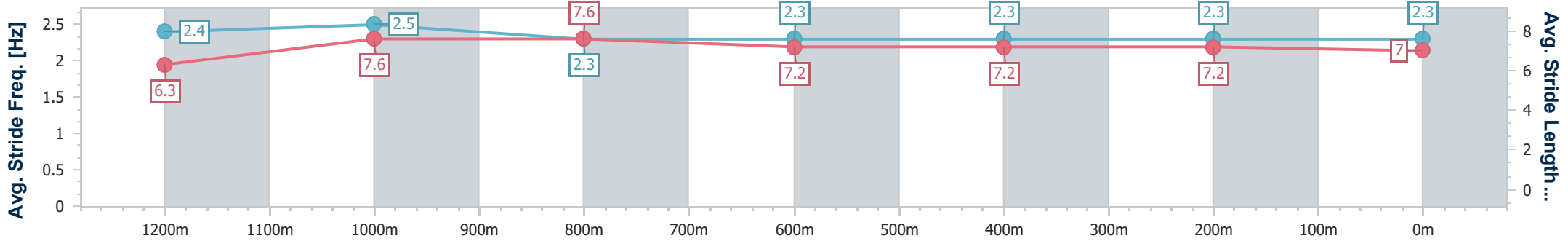
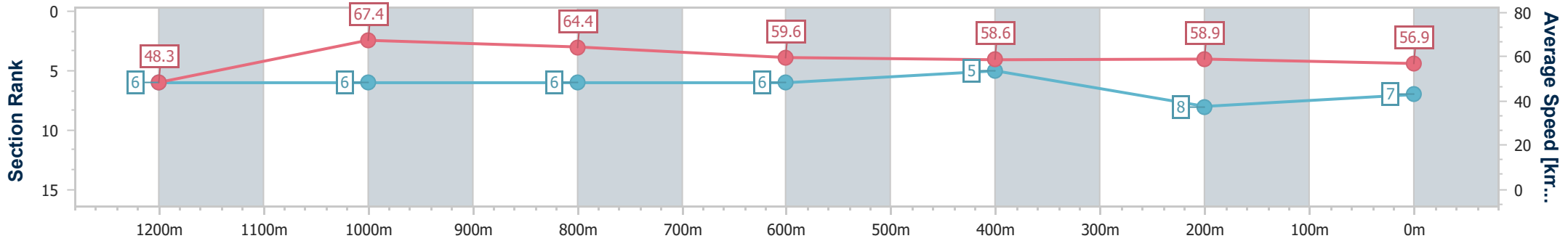


BRISBANE
 RACING CLUB

07 August 2024 - 12:34

Track Rating: Soft 5, Weather: Overcast, Rail Position: +7m Entire

| Section | Overall | 1200m | 1000m | 800m | 600m | 400m | 200m |
|------------------------|--------------------------|--------------------------|--------------------------|--------------------------|--------------------------|--------------------------|--------------------------|
| Section Times | 1:22.40 [7] (0:11.18) | 1:11.22 [6] (0:10.71) | 1:00.51 [6] (0:11.15) | 0:49.36 [6] (0:12.10) | 0:37.26 [6] (0:12.39) | 0:24.87 [5] (0:12.20) | 0:12.67 [8] (0:12.67) |
| Average Speed [km/h] | 48.3 | 67.4 | 64.4 | 59.6 | 58.6 | 58.9 | 56.9 |
| Top Speed [km/h] | 66.4 | 67.6 | 67.2 | 62.3 | 59.7 | 60.2 | 59.8 |
| Avg. Dist. to Rail [m] | 1.9 | 0.7 | 1.1 | 0.8 | 1.1 | 1.6 | 3.0 |
| Avg. Stride Freq. [Hz] | 2.4 | 2.5 | 2.3 | 2.3 | 2.3 | 2.3 | 2.3 |
| Avg. Stride Length [m] | 6.3 | 7.6 | 7.6 | 7.2 | 7.2 | 7.2 | 7.0 |



- [] Ranking at each section and finish
- .-.- No data available at this section
- NA No data available



| | |
|--------------------------------|-------------------|
| Horse/Jockey Name | Enterprise Valour |
| Final Rank | 8 |
| Fastest Section Time (Section) | 0:10.96 (1200m) |
| Top Speed [km/h] (Section) | 67.1 (1200m) |
| Race State | Finished |



Doomben QLD Professional
Race 1: HENDRA STATE SCHOOL 160TH ANNIVERSARY QTIS
Three-Year-Old Maiden Plate - 1350m

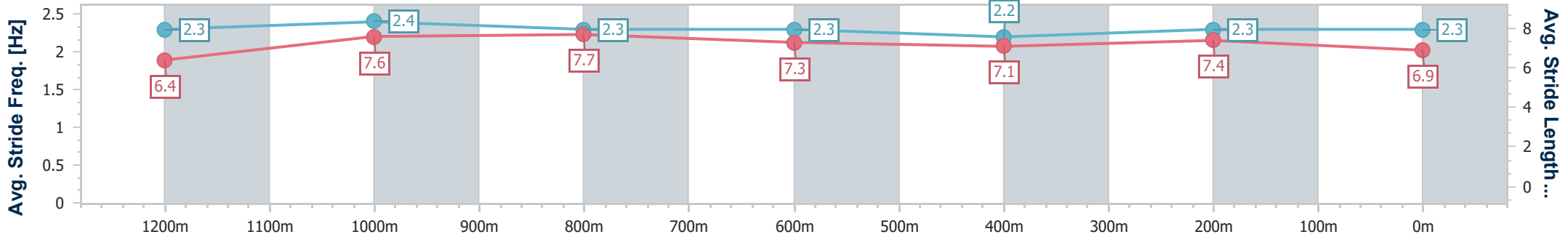
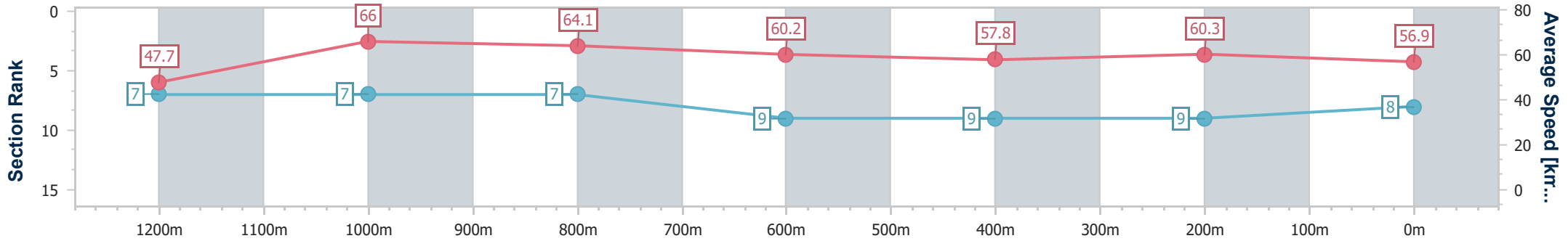


BRISBANE
 RACING CLUB

07 August 2024 - 12:34

Track Rating: Soft 5, Weather: Overcast, Rail Position: +7m Entire

| Section | Overall | 1200m | 1000m | 800m | 600m | 400m | 200m |
|------------------------|--------------------------|--------------------------|--------------------------|--------------------------|--------------------------|--------------------------|--------------------------|
| Section Times | 1:22.56 [8] (0:11.30) | 1:11.26 [7] (0:10.96) | 1:00.30 [7] (0:11.26) | 0:49.04 [7] (0:12.04) | 0:37.00 [9] (0:12.41) | 0:24.59 [9] (0:11.93) | 0:12.66 [9] (0:12.66) |
| Average Speed [km/h] | 47.7 | 66.0 | 64.1 | 60.2 | 57.8 | 60.3 | 56.9 |
| Top Speed [km/h] | 64.6 | 67.1 | 66.2 | 64.1 | 59.7 | 61.2 | 58.9 |
| Avg. Dist. to Rail [m] | 6.0 | 2.9 | 1.9 | 1.4 | 0.7 | 2.1 | 4.6 |
| Avg. Stride Freq. [Hz] | 2.3 | 2.4 | 2.3 | 2.3 | 2.2 | 2.3 | 2.3 |
| Avg. Stride Length [m] | 6.4 | 7.6 | 7.7 | 7.3 | 7.1 | 7.4 | 6.9 |



- [] Ranking at each section and finish
- .-.- No data available at this section
- NA No data available



| | |
|--------------------------------|-----------------|
| Horse/Jockey Name | Whataboom |
| Final Rank | 9 |
| Fastest Section Time (Section) | 0:10.95 (1200m) |
| Top Speed [km/h] (Section) | 67.1 (1200m) |
| Race State | Finished |



Doomben QLD Professional
Race 1: HENDRA STATE SCHOOL 160TH ANNIVERSARY QTIS
Three-Year-Old Maiden Plate - 1350m

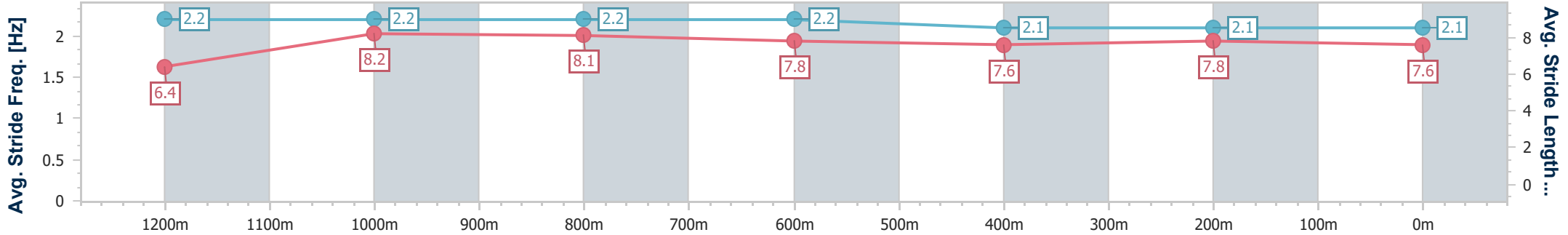
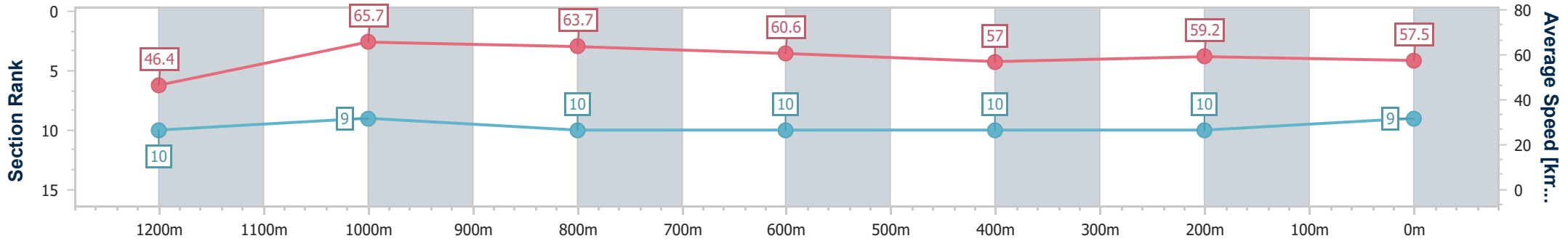


07 August 2024 - 12:34

BRISBANE
RACING CLUB

Track Rating: Soft 5, Weather: Overcast, Rail Position: +7m Entire

| Section | Overall | 1200m | 1000m | 800m | 600m | 400m | 200m |
|------------------------|--------------------------|---------------------------|--------------------------|---------------------------|---------------------------|---------------------------|---------------------------|
| Section Times | 1:23.17 [9] (0:11.64) | 1:11.53 [10] (0:10.95) | 1:00.58 [9] (0:11.37) | 0:49.21 [10] (0:11.94) | 0:37.27 [10] (0:12.56) | 0:24.71 [10] (0:12.13) | 0:12.58 [10] (0:12.58) |
| Average Speed [km/h] | 46.4 | 65.7 | 63.7 | 60.6 | 57.0 | 59.2 | 57.5 |
| Top Speed [km/h] | 65.4 | 67.1 | 66.4 | 62.7 | 60.4 | 60.1 | 59.3 |
| Avg. Dist. to Rail [m] | 3.9 | 0.8 | 1.1 | 1.1 | 0.7 | 1.0 | 1.4 |
| Avg. Stride Freq. [Hz] | 2.2 | 2.2 | 2.2 | 2.2 | 2.1 | 2.1 | 2.1 |
| Avg. Stride Length [m] | 6.4 | 8.2 | 8.1 | 7.8 | 7.6 | 7.8 | 7.6 |



- [] Ranking at each section and finish
- .-.- No data available at this section
- NA No data available



| | |
|--------------------------------|------------------|
| Horse/Jockey Name | Explosive Tycoon |
| Final Rank | 10 |
| Fastest Section Time (Section) | 0:10.49 (1200m) |
| Top Speed [km/h] (Section) | 69.1 (1200m) |
| Race State | Finished |



Doomben QLD Professional
Race 1: HENDRA STATE SCHOOL 160TH ANNIVERSARY QTIS
Three-Year-Old Maiden Plate - 1350m

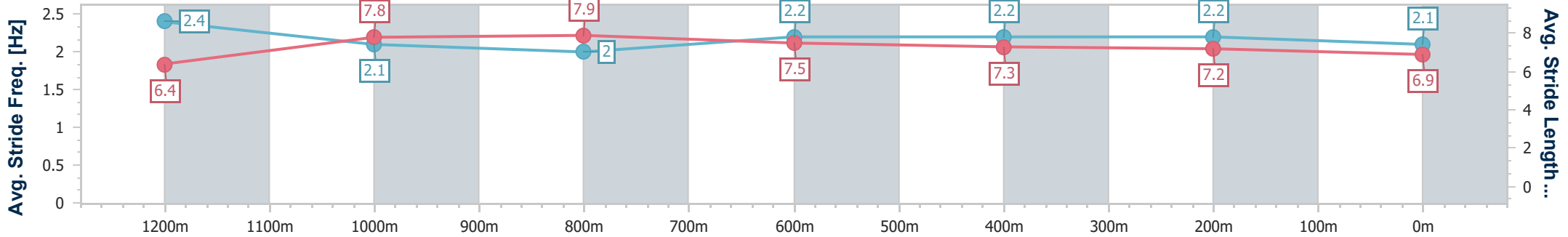
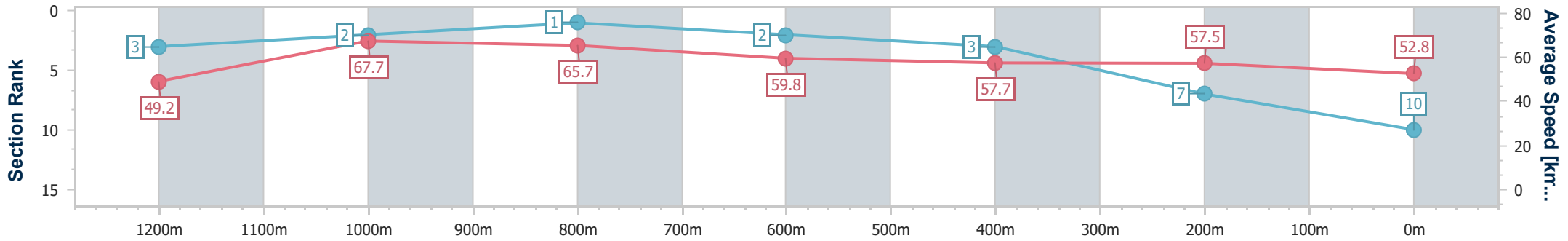
07 August 2024 - 12:34

Track Rating: Soft 5, Weather: Overcast, Rail Position: +7m Entire



BRISBANE
RACING CLUB

| Section | Overall | 1200m | 1000m | 800m | 600m | 400m | 200m |
|------------------------|---------------------------|--------------------------|--------------------------|--------------------------|--------------------------|--------------------------|--------------------------|
| Section Times | 1:23.36 [10] (0:10.98) | 1:12.38 [3] (0:10.49) | 1:01.89 [2] (0:11.08) | 0:50.81 [1] (0:12.15) | 0:38.66 [2] (0:12.48) | 0:26.18 [3] (0:12.48) | 0:13.70 [7] (0:13.70) |
| Average Speed [km/h] | 49.2 | 67.7 | 65.7 | 59.8 | 57.7 | 57.5 | 52.8 |
| Top Speed [km/h] | 68.7 | 69.1 | 68.4 | 62.4 | 58.6 | 59.1 | 56.4 |
| Avg. Dist. to Rail [m] | 10.0 | 5.8 | 3.6 | 1.7 | 0.5 | 1.0 | 0.6 |
| Avg. Stride Freq. [Hz] | 2.4 | 2.1 | 2.0 | 2.2 | 2.2 | 2.2 | 2.1 |
| Avg. Stride Length [m] | 6.4 | 7.8 | 7.9 | 7.5 | 7.3 | 7.2 | 6.9 |



- [] Ranking at each section and finish
- .-.- No data available at this section
- NA No data available



Doomben QLD Professional

Race 3: MEKKA RACEDAY 17 AUGUST BENCHMARK 65 Handicap - 1110m

07 August 2024 - 13:43



BRISBANE
RACING CLUB

Track Rating: Soft 5, Weather: Overcast, Rail Position: +7m Entire

| Section | | Overall | 1000m | 800m | 600m | 400m | 200m | Last 600m | | | | | |
|-------------|--|----------------------|----------------------|----------------------|--------------------------|--------------------------|--------------------------|--------------------------|--------------------------|--------------------------|---------|------------------------|----|
| Field Times | | 1:04.92 (0:08.56) | 0:56.36 (0:10.76) | 0:45.60 (0:11.46) | 0:34.14 (0:11.32) | 0:22.82 (0:11.27) | 0:11.55 (0:11.55) | 0:34.14 | | | | | |
| Rank | TAB Horse/Jockey | Barrier | Top Speed [km/h] | Fastest Section | | | | | | | Margin | Distance Travelled [m] | |
| 1 | 7 FIELD OF MYRTLE Angela Jones | 1 | 67.5 1000m | 0:08.98 Overall | 1:04.92 [1] (0:08.98) | 0:55.94 [5] (0:10.94) | 0:45.00 [6] (0:11.27) | 0:33.73 [6] (0:11.25) | 0:22.48 [4] (0:10.99) | 0:11.49 [3] (0:11.49) | 1:04.92 | 0:33.73 | |
| 2 | 4 DIRT CHEAP James Orman | 2 | 67.3 1000m | 0:08.82 Overall | 1:05.07 [2] (0:08.82) | 0:56.25 [3] (0:10.89) | 0:45.36 [4] (0:11.33) | 0:34.03 [5] (0:11.42) | 0:22.61 [5] (0:11.14) | 0:11.47 [5] (0:11.47) | 0.83L | 0:34.03 | -2 |
| 3 | 8 FIRST PERSON Andrew Mallyon | 9 | 68.9 1000m | 0:09.06 Overall | 1:05.15 [3] (0:09.06) | 0:56.09 [6] (0:10.82) | 0:45.27 [5] (0:11.10) | 0:34.17 [3] (0:11.28) | 0:22.89 [3] (0:11.11) | 0:11.78 [1] (0:11.78) | 1.33L | 0:34.17 | +4 |
| 4 | 6 VELOCE METEOR Bailey Wheeler | 5 | 68.0 1000m | 0:08.86 Overall | 1:05.20 [4] (0:08.86) | 0:56.34 [4] (0:10.79) | 0:45.55 [3] (0:11.36) | 0:34.19 [4] (0:11.60) | 0:22.59 [6] (0:11.16) | 0:11.43 [6] (0:11.43) | 1.62L | 0:34.19 | +4 |
| 5 | 3 BULSARA Emily Lang | 4 | 69.0 1000m | 0:08.71 Overall | 1:05.54 [5] (0:08.71) | 0:56.83 [2] (0:10.78) | 0:46.05 [2] (0:11.33) | 0:34.72 [2] (0:11.34) | 0:23.38 [2] (0:11.29) | 0:12.09 [4] (0:12.09) | 3.61L | 0:34.72 | +0 |
| 6 | 2 XERRI Hannah Phillips | 3 | 67.8 1000m | 0:08.56 Overall | 1:05.70 [6] (0:08.56) | 0:57.14 [1] (0:10.76) | 0:46.38 [1] (0:11.46) | 0:34.92 [1] (0:11.32) | 0:23.60 [1] (0:11.33) | 0:12.27 [2] (0:12.27) | 4.54L | 0:34.92 | +1 |

Scratched: Thankful Heart (#1), Antonito (#5), Icy Isea (#9)

[] Ranking at each section and finish
 -:-:- No data available at this section
 NA No data available

SCN Saddle cloth number
 DNF Did not finish
 DNT Did not track



| | |
|--------------------------------|-------------------|
| Horse/Jockey Name | Field Of Myrtle |
| Final Rank | 1 |
| Fastest Section Time (Section) | 0:08.98 (Overall) |
| Top Speed [km/h] (Section) | 67.5 (1000m) |
| Race State | Finished |



Doomben QLD Professional
Race 3: MEKKA RACEDAY 17 AUGUST BENCHMARK 65
Handicap - 1110m

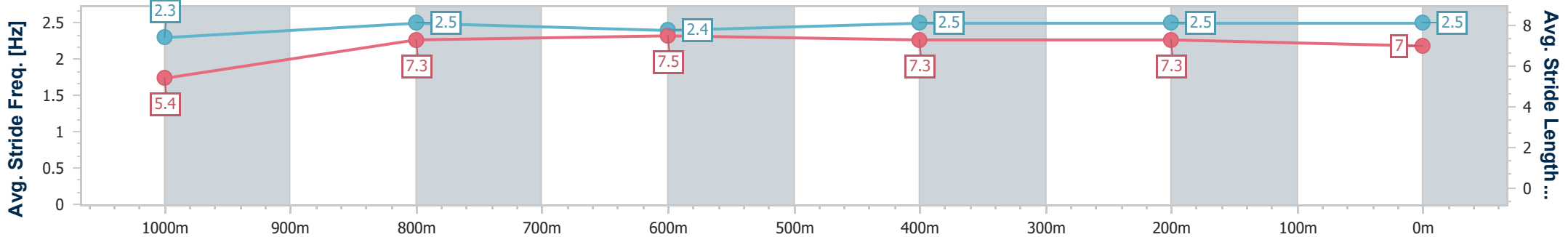
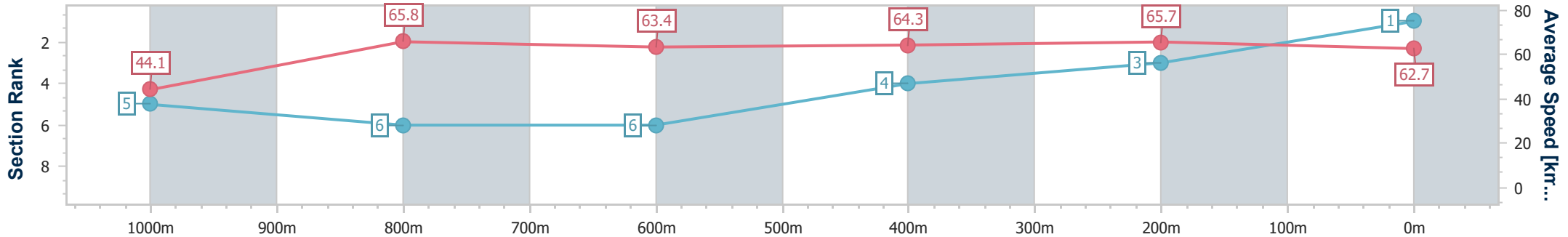
07 August 2024 - 13:43

Track Rating: Soft 5, Weather: Overcast, Rail Position: +7m Entire



BRISBANE
RACING CLUB

| Section | Overall | 1000m | 800m | 600m | 400m | 200m |
|------------------------|--------------------------|--------------------------|--------------------------|--------------------------|--------------------------|--------------------------|
| Section Times | 1:04.92 [1] (0:08.98) | 0:55.94 [5] (0:10.94) | 0:45.00 [6] (0:11.27) | 0:33.73 [6] (0:11.25) | 0:22.48 [4] (0:10.99) | 0:11.49 [3] (0:11.49) |
| Average Speed [km/h] | 44.1 | 65.8 | 63.4 | 64.3 | 65.7 | 62.7 |
| Top Speed [km/h] | 64.1 | 67.5 | 66.1 | 65.5 | 66.5 | 65.4 |
| Avg. Dist. to Rail [m] | 0.7 | 0.5 | 1.2 | 0.9 | 2.2 | 2.1 |
| Avg. Stride Freq. [Hz] | 2.3 | 2.5 | 2.4 | 2.5 | 2.5 | 2.5 |
| Avg. Stride Length [m] | 5.4 | 7.3 | 7.5 | 7.3 | 7.3 | 7.0 |



- [] Ranking at each section and finish
- .-.- No data available at this section
- NA No data available



| | |
|--------------------------------|-------------------|
| Horse/Jockey Name | Dirt Cheap |
| Final Rank | 2 |
| Fastest Section Time (Section) | 0:08.82 (Overall) |
| Top Speed [km/h] (Section) | 67.3 (1000m) |
| Race State | Finished |



Doomben QLD Professional
Race 3: MEKKA RACEDAY 17 AUGUST BENCHMARK 65
Handicap - 1110m

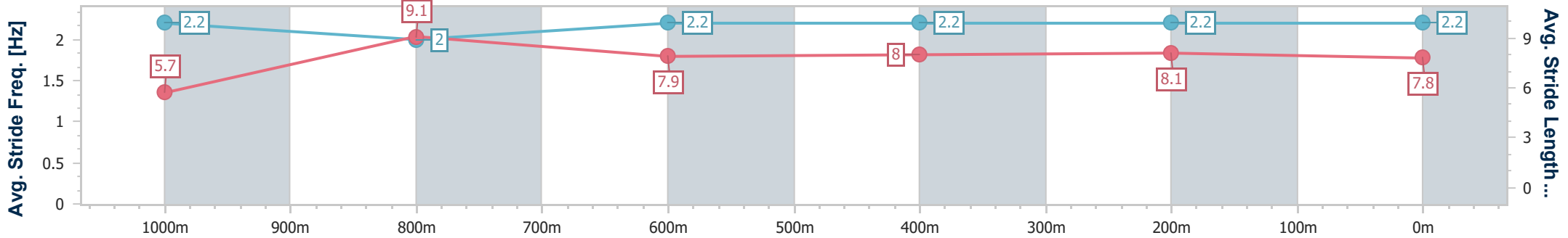
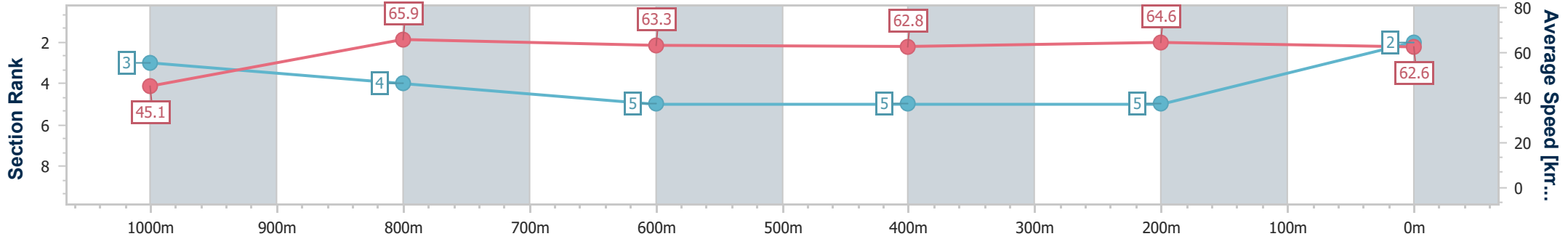
07 August 2024 - 13:43

Track Rating: Soft 5, Weather: Overcast, Rail Position: +7m Entire



BRISBANE
RACING CLUB

| Section | Overall | 1000m | 800m | 600m | 400m | 200m |
|------------------------|--------------------------|--------------------------|--------------------------|--------------------------|--------------------------|--------------------------|
| Section Times | 1:05.07 [2] (0:08.82) | 0:56.25 [3] (0:10.89) | 0:45.36 [4] (0:11.33) | 0:34.03 [5] (0:11.42) | 0:22.61 [5] (0:11.14) | 0:11.47 [5] (0:11.47) |
| Average Speed [km/h] | 45.1 | 65.9 | 63.3 | 62.8 | 64.6 | 62.6 |
| Top Speed [km/h] | 65.0 | 67.3 | 65.6 | 63.6 | 65.0 | 64.0 |
| Avg. Dist. to Rail [m] | 1.6 | 0.3 | 1.4 | 0.6 | 1.3 | 2.5 |
| Avg. Stride Freq. [Hz] | 2.2 | 2.0 | 2.2 | 2.2 | 2.2 | 2.2 |
| Avg. Stride Length [m] | 5.7 | 9.1 | 7.9 | 8.0 | 8.1 | 7.8 |



- [] Ranking at each section and finish
- .-.- No data available at this section
- NA No data available



| | |
|--------------------------------|-------------------|
| Horse/Jockey Name | First Person |
| Final Rank | 3 |
| Fastest Section Time (Section) | 0:09.06 (Overall) |
| Top Speed [km/h] (Section) | 68.9 (1000m) |
| Race State | Finished |



Doomben QLD Professional
Race 3: MEKKA RACEDAY 17 AUGUST BENCHMARK 65
Handicap - 1110m

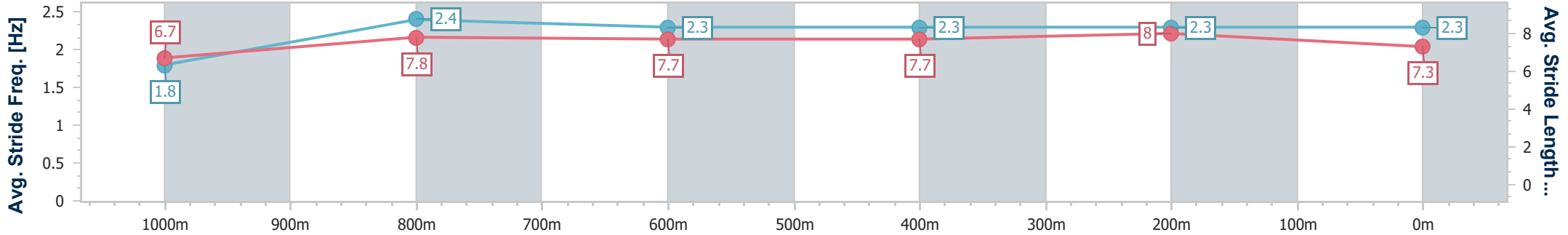
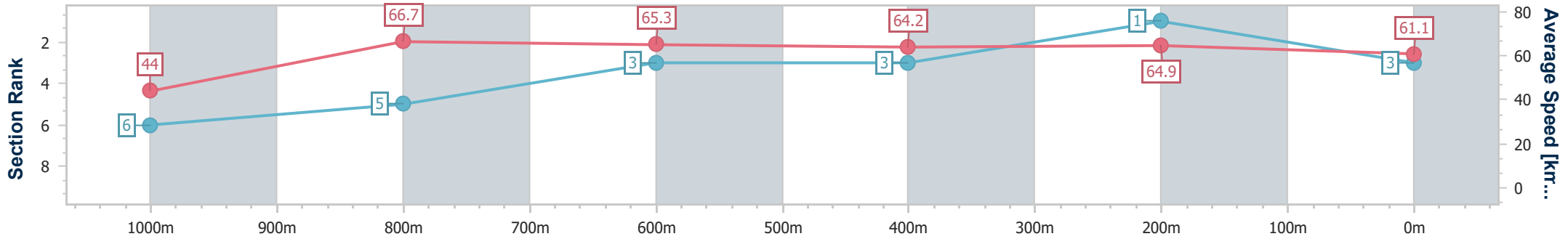
07 August 2024 - 13:43

Track Rating: Soft 5, Weather: Overcast, Rail Position: +7m Entire



BRISBANE
RACING CLUB

| Section | Overall | 1000m | 800m | 600m | 400m | 200m |
|------------------------|--------------------------|--------------------------|--------------------------|--------------------------|--------------------------|--------------------------|
| Section Times | 1:05.15 [3] (0:09.06) | 0:56.09 [6] (0:10.82) | 0:45.27 [5] (0:11.10) | 0:34.17 [3] (0:11.28) | 0:22.89 [3] (0:11.11) | 0:11.78 [1] (0:11.78) |
| Average Speed [km/h] | 44.0 | 66.7 | 65.3 | 64.2 | 64.9 | 61.1 |
| Top Speed [km/h] | 62.5 | 68.9 | 67.7 | 65.9 | 66.3 | 63.9 |
| Avg. Dist. to Rail [m] | 5.0 | 1.1 | 1.3 | 1.1 | 1.7 | 0.8 |
| Avg. Stride Freq. [Hz] | 1.8 | 2.4 | 2.3 | 2.3 | 2.3 | 2.3 |
| Avg. Stride Length [m] | 6.7 | 7.8 | 7.7 | 7.7 | 8.0 | 7.3 |



- [] Ranking at each section and finish
- .-.- No data available at this section
- NA No data available



| | |
|--------------------------------|-------------------|
| Horse/Jockey Name | Veloce Meteor |
| Final Rank | 4 |
| Fastest Section Time (Section) | 0:08.86 (Overall) |
| Top Speed [km/h] (Section) | 68.0 (1000m) |
| Race State | Finished |



Doomben QLD Professional
Race 3: MEKKA RACEDAY 17 AUGUST BENCHMARK 65
Handicap - 1110m

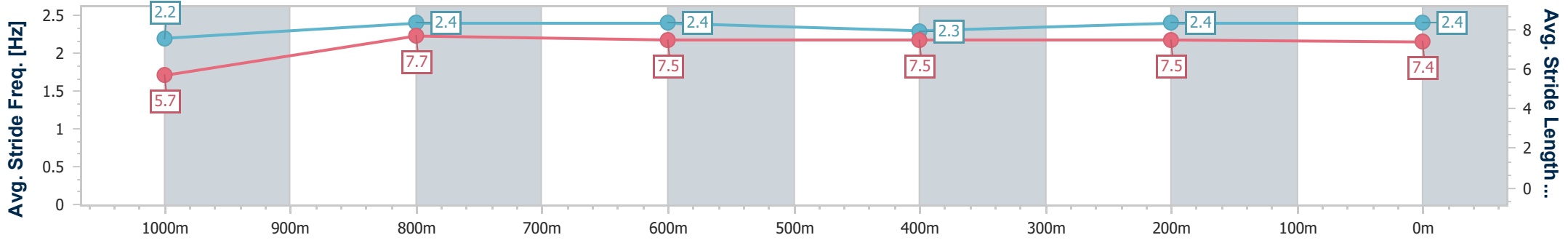
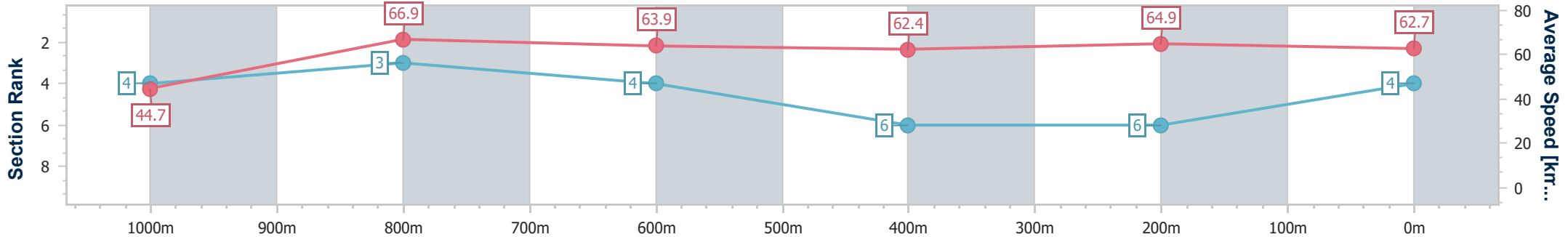
07 August 2024 - 13:43

Track Rating: Soft 5, Weather: Overcast, Rail Position: +7m Entire



BRISBANE
RACING CLUB

| Section | Overall | 1000m | 800m | 600m | 400m | 200m |
|------------------------|--------------------------|--------------------------|--------------------------|--------------------------|--------------------------|--------------------------|
| Section Times | 1:05.20 [4] (0:08.86) | 0:56.34 [4] (0:10.79) | 0:45.55 [3] (0:11.36) | 0:34.19 [4] (0:11.60) | 0:22.59 [6] (0:11.16) | 0:11.43 [6] (0:11.43) |
| Average Speed [km/h] | 44.7 | 66.9 | 63.9 | 62.4 | 64.9 | 62.7 |
| Top Speed [km/h] | 64.4 | 68.0 | 66.0 | 63.2 | 66.0 | 65.7 |
| Avg. Dist. to Rail [m] | 4.6 | 1.3 | 1.5 | 1.0 | 3.2 | 3.4 |
| Avg. Stride Freq. [Hz] | 2.2 | 2.4 | 2.4 | 2.3 | 2.4 | 2.4 |
| Avg. Stride Length [m] | 5.7 | 7.7 | 7.5 | 7.5 | 7.5 | 7.4 |



- [] Ranking at each section and finish
- .-.- No data available at this section
- NA No data available



| | |
|--------------------------------|-------------------|
| Horse/Jockey Name | Bulsara |
| Final Rank | 5 |
| Fastest Section Time (Section) | 0:08.71 (Overall) |
| Top Speed [km/h] (Section) | 69.0 (1000m) |
| Race State | Finished |



Doomben QLD Professional
Race 3: MEKKA RACEDAY 17 AUGUST BENCHMARK 65
Handicap - 1110m

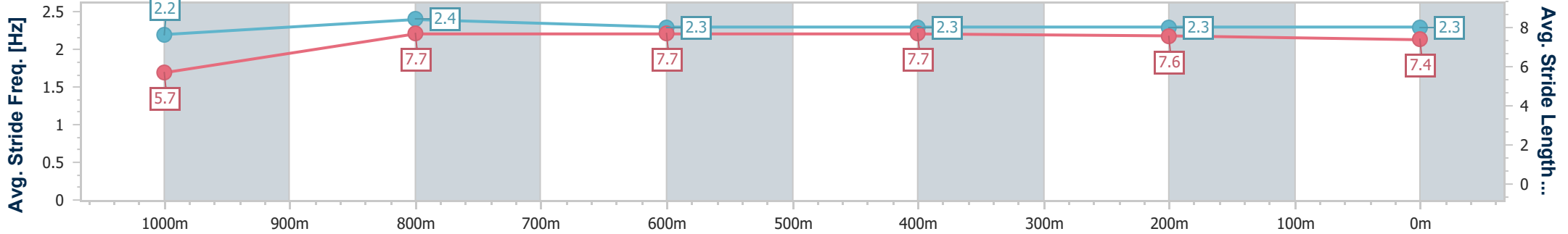
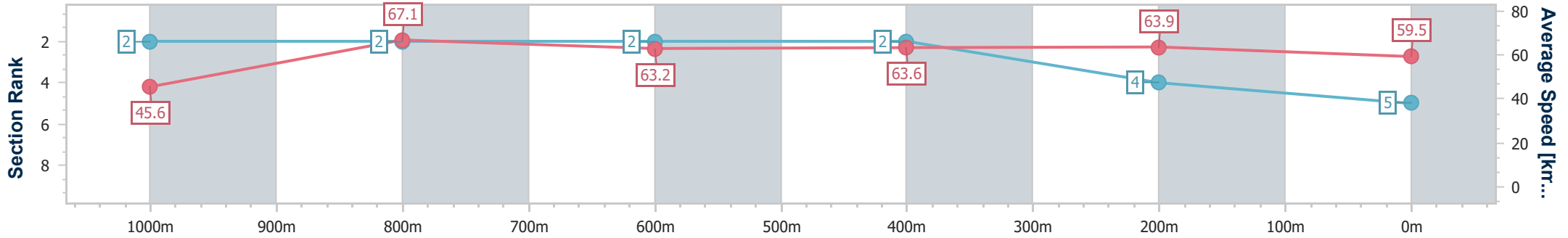
07 August 2024 - 13:43

Track Rating: Soft 5, Weather: Overcast, Rail Position: +7m Entire



BRISBANE
RACING CLUB

| Section | Overall | 1000m | 800m | 600m | 400m | 200m |
|------------------------|--------------------------|--------------------------|--------------------------|--------------------------|--------------------------|--------------------------|
| Section Times | 1:05.54 [5] (0:08.71) | 0:56.83 [2] (0:10.78) | 0:46.05 [2] (0:11.33) | 0:34.72 [2] (0:11.34) | 0:23.38 [2] (0:11.29) | 0:12.09 [4] (0:12.09) |
| Average Speed [km/h] | 45.6 | 67.1 | 63.2 | 63.6 | 63.9 | 59.5 |
| Top Speed [km/h] | 64.0 | 69.0 | 65.5 | 64.0 | 65.6 | 62.2 |
| Avg. Dist. to Rail [m] | 3.5 | 1.6 | 0.6 | 0.3 | 1.1 | 0.4 |
| Avg. Stride Freq. [Hz] | 2.2 | 2.4 | 2.3 | 2.3 | 2.3 | 2.3 |
| Avg. Stride Length [m] | 5.7 | 7.7 | 7.7 | 7.7 | 7.6 | 7.4 |



- [] Ranking at each section and finish
- .-.- No data available at this section
- NA No data available



| | |
|--------------------------------|-------------------|
| Horse/Jockey Name | Xerri |
| Final Rank | 6 |
| Fastest Section Time (Section) | 0:08.56 (Overall) |
| Top Speed [km/h] (Section) | 67.8 (1000m) |
| Race State | Finished |



Doomben QLD Professional
Race 3: MEKKA RACEDAY 17 AUGUST BENCHMARK 65
Handicap - 1110m

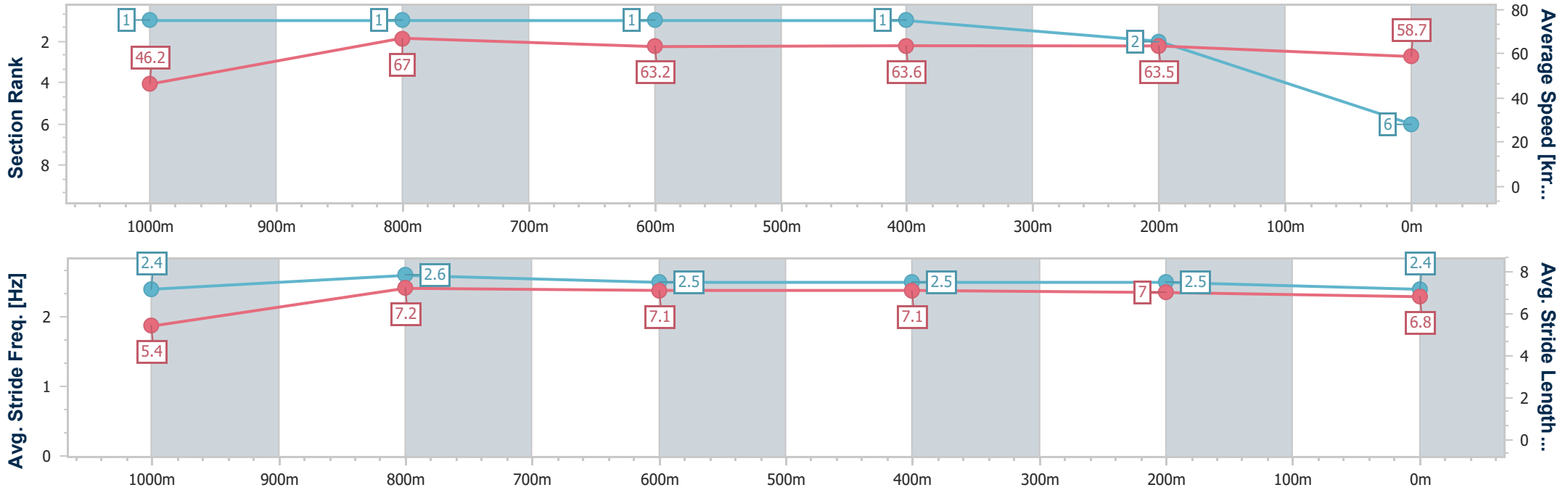
07 August 2024 - 13:43

Track Rating: Soft 5, Weather: Overcast, Rail Position: +7m Entire



BRISBANE
RACING CLUB

| Section | Overall | 1000m | 800m | 600m | 400m | 200m |
|------------------------|--------------------------|--------------------------|--------------------------|--------------------------|--------------------------|--------------------------|
| Section Times | 1:05.70 [6] (0:08.56) | 0:57.14 [1] (0:10.76) | 0:46.38 [1] (0:11.46) | 0:34.92 [1] (0:11.32) | 0:23.60 [1] (0:11.33) | 0:12.27 [2] (0:12.27) |
| Average Speed [km/h] | 46.2 | 67.0 | 63.2 | 63.6 | 63.5 | 58.7 |
| Top Speed [km/h] | 65.3 | 67.8 | 65.4 | 64.4 | 64.6 | 62.3 |
| Avg. Dist. to Rail [m] | 2.3 | 0.6 | 2.1 | 1.4 | 0.7 | 2.8 |
| Avg. Stride Freq. [Hz] | 2.4 | 2.6 | 2.5 | 2.5 | 2.5 | 2.4 |
| Avg. Stride Length [m] | 5.4 | 7.2 | 7.1 | 7.1 | 7.0 | 6.8 |



- [] Ranking at each section and finish
- .-.- No data available at this section
- NA No data available



Doomben QLD Professional

Race 4: EUREKA STUD Maiden Handicap - 1640m



BRISBANE
RACING CLUB

07 August 2024 - 14:21

Track Rating: Soft 5, Weather: Overcast, Rail Position: +7m Entire

| Section | | Overall | 1400m | 1200m | 1000m | 800m | 600m | 400m | Last 600m | | | | |
|-------------|--|----------------------|----------------------|----------------------|---------------------------|---------------------------|---------------------------|---------------------------|---------------------------|---------------------------|---------------------------|---------|-----|
| Field Times | | 1:39.74 (0:16.16) | 1:23.58 (0:11.52) | 1:12.06 (0:11.79) | 1:00.27 (0:11.84) | 0:48.43 (0:12.21) | 0:36.22 (0:12.17) | 0:24.05 (0:11.96) | 0:36.22 | | | | |
| Rank | TAB Horse/Jockey | Barrier | Top Speed [km/h] | Fastest Section | Distance Travelled [m] | | | | | | | | |
| 1 | 10 MIDORI MOVER Samantha Collett | 13 | 64.0 400m | 0:11.57 1000m | 1:39.74 [1] (0:17.03) | 1:22.71 [10] (0:11.84) | 1:10.87 [11] (0:11.76) | 0:59.11 [10] (0:11.57) | 0:47.54 [10] (0:11.83) | 0:35.71 [9] (0:12.20) | 0:23.51 [10] (0:11.61) | 0:35.71 | |
| 2 | 3 BENZINO Nikita Beriman | 18 | 65.5 1400m | 0:11.67 1400m | 1:39.96 [2] (0:16.90) | 1:23.06 [9] (0:11.67) | 1:11.39 [9] (0:11.86) | 0:59.53 [9] (0:11.69) | 0:47.84 [9] (0:11.91) | 0:35.93 [8] (0:12.06) | 0:23.87 [7] (0:11.80) | 0:35.93 | -8 |
| 3 | 9 TARANAKI Andrew Mallyon | 4 | 64.8 1400m | 0:11.70 1400m | 1:40.08 [3] (0:16.63) | 1:23.45 [7] (0:11.70) | 1:11.75 [7] (0:11.78) | 0:59.97 [7] (0:11.78) | 0:48.19 [7] (0:11.94) | 0:36.25 [6] (0:12.09) | 0:24.16 [5] (0:12.01) | 0:36.25 | -9 |
| 4 | 8 SHABOOH SHALAA Kyle Wilson-Taylor | 17 | 67.2 Overall | 0:11.71 1400m | 1:40.36 [4] (0:16.46) | 1:23.90 [5] (0:11.71) | 1:12.19 [6] (0:12.07) | 1:00.12 [8] (0:11.83) | 0:48.29 [8] (0:11.96) | 0:36.33 [9] (0:12.10) | 0:24.23 [9] (0:11.82) | 0:36.33 | -3 |
| 5 | 13 SHY REBEL Michael Rodd | 11 | 65.1 1400m | 0:11.59 1400m | 1:40.58 [5] (0:16.29) | 1:24.29 [3] (0:11.59) | 1:12.70 [2] (0:11.67) | 1:01.03 [2] (0:11.76) | 0:49.27 [1] (0:12.21) | 0:37.06 [1] (0:12.17) | 0:24.89 [1] (0:11.96) | 0:37.06 | -9 |
| 6 | 2 RESURRECTED James Orman | 5 | 65.6 Overall | 0:11.52 1400m | 1:40.78 [6] (0:16.16) | 1:24.62 [1] (0:11.52) | 1:13.10 [1] (0:11.79) | 1:01.31 [1] (0:12.01) | 0:49.30 [4] (0:12.10) | 0:37.20 [3] (0:12.25) | 0:24.95 [3] (0:11.99) | 0:37.20 | -9 |
| 7 | 4 FINE AND RARE Cody Collis | 3 | 64.3 Overall | 0:11.58 1400m | 1:41.11 [7] (0:16.45) | 1:24.66 [4] (0:11.58) | 1:13.08 [3] (0:11.91) | 1:01.17 [6] (0:11.81) | 0:49.36 [6] (0:12.07) | 0:37.29 [5] (0:12.06) | 0:25.23 [4] (0:12.05) | 0:37.29 | -14 |
| 8 | 18 IT'SALLSAIDANDONE Emily Lang | 2 | 65.0 1200m | 0:11.50 1200m | 1:41.72 [8] (0:16.71) | 1:25.01 [8] (0:11.65) | 1:13.36 [8] (0:11.50) | 1:01.86 [5] (0:11.56) | 0:50.30 [2] (0:12.10) | 0:38.20 [1] (0:12.31) | 0:25.89 [2] (0:12.26) | 0:38.20 | -1 |
| 9 | 17 IL TORO D'ORO Taylor Marshall | 1 | 63.1 1400m | 0:11.55 1400m | 1:42.03 [9] (0:17.68) | 1:24.35 [12] (0:11.55) | 1:12.80 [12] (0:11.90) | 1:00.90 [12] (0:11.69) | 0:49.21 [12] (0:11.69) | 0:37.52 [12] (0:12.21) | 0:25.31 [12] (0:12.31) | 0:37.52 | -14 |
| 10 | 11 BELMONT PARK Angela Jones | 6 | 64.9 Overall | 0:11.55 1400m | 1:42.05 [10] (0:16.58) | 1:25.47 [6] (0:11.55) | 1:13.92 [5] (0:11.66) | 1:02.26 [3] (0:11.73) | 0:50.53 [5] (0:12.32) | 0:38.21 [7] (0:12.27) | 0:25.94 [8] (0:12.46) | 0:38.21 | -2 |

Scratched: Fossil Fuel (#15), Supidocharged (#19), Pride Of Savabella (#14), With Diamonds (#20), Lietuva (#6), Victory Command (#1), Isle Ornsay (#16), Mr Tadashi (#7)



Doomben QLD Professional

Race 4: EUREKA STUD Maiden Handicap - 1640m

07 August 2024 - 14:21



BRISBANE
RACING CLUB

Track Rating: Soft 5, Weather: Overcast, Rail Position: +7m Entire

| Section | | Overall | 1400m | 1200m | 1000m | 800m | 600m | 400m | Last 600m |
|-------------|--|----------------------|----------------------|----------------------|----------------------|----------------------|----------------------|----------------------|-----------|
| Field Times | | 1:39.74 (0:16.16) | 1:23.58 (0:11.52) | 1:12.06 (0:11.79) | 1:00.27 (0:11.84) | 0:48.43 (0:12.21) | 0:36.22 (0:12.17) | 0:24.05 (0:11.96) | 0:36.22 |

| Rank | TAB | Horse/Jockey | Barrier | Top Speed [km/h] | Fastest Section | Overall | 1400m | 1200m | 1000m | 800m | 600m | 400m | Last 600m | Distance Travelled [m] |
|------|-----|------------------------------------|---------|------------------|------------------|---------------------------|---------------------------|---------------------------|---------------------------|---------------------------|---------------------------|---------------------------|-----------|------------------------|
| 11 | 5 | GENZEE Micheal Hellyer | 10 | 63.3 1400m | 0:11.67 1400m | 1:42.26 [11] (0:17.11) | 1:25.15 [11] (0:11.67) | 1:13.48 [10] (0:11.97) | 1:01.51 [11] (0:11.71) | 0:49.80 [11] (0:11.78) | 0:38.02 [11] (0:12.43) | 0:25.59 [11] (0:12.33) | 0:38.02 | -9 |
| 12 | 12 | DON'T TELL PEGGY Bailey Wheeler | 8 | 65.2 Overall | 0:11.67 1000m | 1:43.30 [12] (0:16.23) | 1:27.07 [2] (0:11.87) | 1:15.20 [4] (0:11.70) | 1:03.50 [4] (0:11.67) | 0:51.83 [3] (0:12.19) | 0:39.64 [4] (0:12.27) | 0:27.37 [6] (0:12.74) | 0:39.64 | -1 |

Scratched: Fossil Fuel (#15), Supidocharged (#19), Pride Of Savabella (#14), With Diamonds (#20), Lietuva (#6), Victory Command (#1), Isle Ornsay (#16), Mr Tadashi (#7)



Doomben QLD Professional

Race 4: EUREKA STUD Maiden Handicap - 1640m



BRISBANE
RACING CLUB

07 August 2024 - 14:21

Track Rating: Soft 5, Weather: Overcast, Rail Position: +7m Entire

| Section | | | | 200m | | | | Last 600m | | |
|-------------|-----|---|---------|------------------|------------------|---------------------------|---------|-----------|------------------------|-----|
| Field Times | | | | 0:12.09 | | | | 0:36.22 | | |
| | | | | (0:12.09) | | | | | | |
| Rank | TAB | Horse/Jockey | Barrier | Top Speed [km/h] | Fastest Section | Margin | | | Distance Travelled [m] | |
| 1 | 10 | MIDORI MOVER Samantha Collett | 13 | 64.0 400m | 0:11.57 1000m | 0:11.90 [3] (0:11.90) | 1:39.74 | | 0:35.71 | |
| 2 | 3 | BENZINO Nikita Beriman | 18 | 65.5 1400m | 0:11.67 1400m | 0:12.07 [4] (0:12.07) | 1.36L | | 0:35.93 | -8 |
| 3 | 9 | TARANAKI Andrew Mallyon | 4 | 64.8 1400m | 0:11.70 1400m | 0:12.15 [5] (0:12.15) | 2.11L | | 0:36.25 | -9 |
| 4 | 8 | SHABOOH SHALAA Kyle Wilson-Taylor | 17 | 67.2 Overall | 0:11.71 1400m | 0:12.41 [7] (0:12.41) | 3.72L | | 0:36.33 | -3 |
| 5 | 13 | SHY REBEL Michael Rodd | 11 | 65.1 1400m | 0:11.59 1400m | 0:12.93 [1] (0:12.93) | 5.02L | | 0:37.06 | -9 |
| 6 | 2 | RESURRECTED James Orman | 5 | 65.6 Overall | 0:11.52 1400m | 0:12.96 [2] (0:12.96) | 6.23L | | 0:37.20 | -9 |
| 7 | 4 | FINE AND RARE Cody Collis | 3 | 64.3 Overall | 0:11.58 1400m | 0:13.18 [6] (0:13.18) | 8.12L | | 0:37.29 | -14 |
| 8 | 18 | IT'SALLSAIDANDONE Emily Lang | 2 | 65.0 1200m | 0:11.50 1200m | 0:13.63 [8] (0:13.63) | 11.75L | | 0:38.20 | -1 |
| 9 | 17 | IL TORO D'ORO Taylor Marshall | 1 | 63.1 1400m | 0:11.55 1400m | 0:13.00 [12] (0:13.00) | 13.57L | | 0:37.52 | -14 |
| 10 | 11 | BELMONT PARK Angela Jones | 6 | 64.9 Overall | 0:11.55 1400m | 0:13.48 [9] (0:13.48) | 13.65L | | 0:38.21 | -2 |

Scratched: Fossil Fuel (#15), Supidocharged (#19), Pride Of Savabella (#14), With Diamonds (#20), Lietuva (#6), Victory Command (#1), Isle Ornsay (#16), Mr Tadashi (#7)

[] Ranking at each section and finish
 -:-:- No data available at this section
 NA No data available

SCN Saddle cloth number
 DNF Did not finish
 DNT Did not track



Doomben QLD Professional
Race 4: EUREKA STUD Maiden Handicap - 1640m
07 August 2024 - 14:21



Track Rating: Soft 5, Weather: Overcast, Rail Position: +7m Entire

| Section | | | | 200m | | | | Last 600m | |
|-------------|---------------------------------------|---------|------------------|----------------------|---------------------------|--------|--|-----------|------------------------|
| Field Times | | | | 0:12.09 (0:12.09) | | | | 0:36.22 | |
| Rank | TAB Horse/Jockey | Barrier | Top Speed [km/h] | Fastest Section | Margin | | | | Distance Travelled [m] |
| 11 | 5 GENZEE Micheal Hellyer | 10 | 63.3 1400m | 0:11.67 1400m | 0:13.26 [11] (0:13.26) | 14.93L | | 0:38.02 | -9 |
| 12 | 12 DON'T TELL PEGGY Bailey Wheeler | 8 | 65.2 Overall | 0:11.67 1000m | 0:14.63 [10] (0:14.63) | 21L | | 0:39.64 | -1 |

Scratched: Fossil Fuel (#15), Supidocharged (#19), Pride Of Savabella (#14), With Diamonds (#20), Lietuva (#6), Victory Command (#1), Isle Ornsay (#16), Mr Tadashi (#7)

[] Ranking at each section and finish
 -:-:-:- No data available at this section
 NA No data available

SCN Saddle cloth number
 DNF Did not finish
 DNT Did not track



| | |
|--------------------------------|-----------------|
| Horse/Jockey Name | Midori Mover |
| Final Rank | 1 |
| Fastest Section Time (Section) | 0:11.57 (1000m) |
| Top Speed [km/h] (Section) | 64.0 (400m) |
| Race State | Finished |

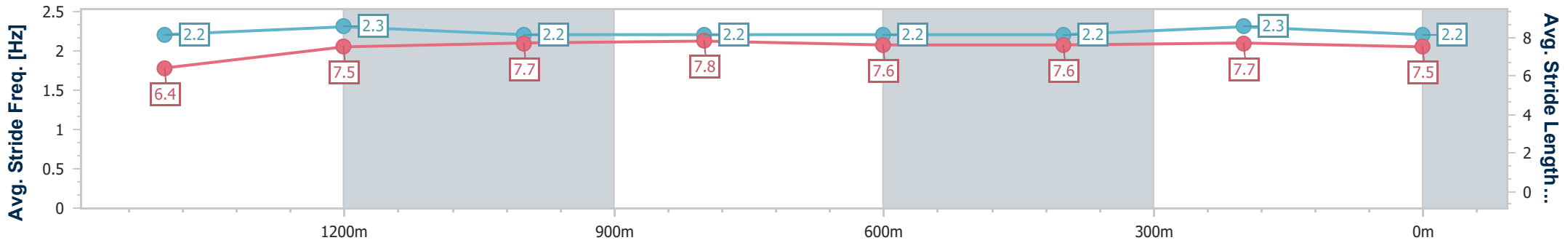
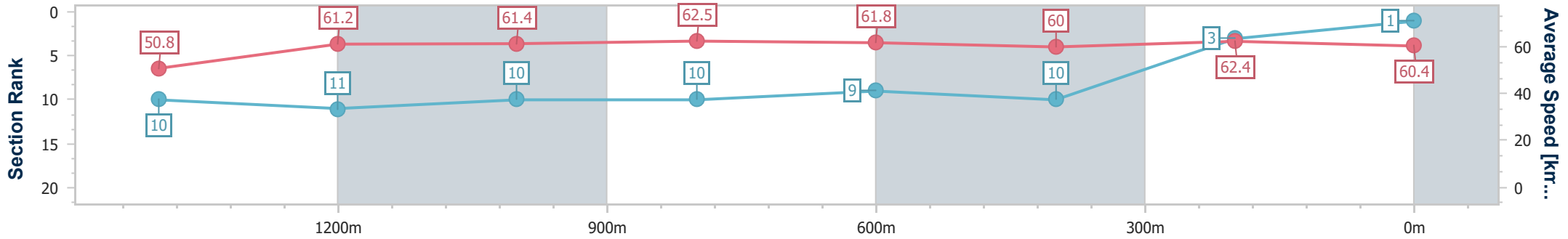


Doomben QLD Professional
Race 4: EUREKA STUD Maiden Handicap - 1640m
 07 August 2024 - 14:21
 Track Rating: Soft 5, Weather: Overcast, Rail Position: +7m Entire



BRISBANE
RACING CLUB

| Section | Overall | 1400m | 1200m | 1000m | 800m | 600m | 400m | 200m |
|------------------------|--------------------------|---------------------------|---------------------------|---------------------------|---------------------------|--------------------------|---------------------------|--------------------------|
| Section Times | 1:39.74 [1] (0:17.03) | 1:22.71 [10] (0:11.84) | 1:10.87 [11] (0:11.76) | 0:59.11 [10] (0:11.57) | 0:47.54 [10] (0:11.83) | 0:35.71 [9] (0:12.20) | 0:23.51 [10] (0:11.61) | 0:11.90 [3] (0:11.90) |
| Average Speed [km/h] | 50.8 | 61.2 | 61.4 | 62.5 | 61.8 | 60.0 | 62.4 | 60.4 |
| Top Speed [km/h] | 63.9 | 63.9 | 62.6 | 63.8 | 62.4 | 60.9 | 64.0 | 62.6 |
| Avg. Dist. to Rail [m] | 3.1 | 1.6 | 1.9 | 2.0 | 2.7 | 2.8 | 5.7 | 4.3 |
| Avg. Stride Freq. [Hz] | 2.2 | 2.3 | 2.2 | 2.2 | 2.2 | 2.2 | 2.3 | 2.2 |
| Avg. Stride Length [m] | 6.4 | 7.5 | 7.7 | 7.8 | 7.6 | 7.6 | 7.7 | 7.5 |



- [] Ranking at each section and finish
- .-.- No data available at this section
- NA No data available



| | |
|--------------------------------|-----------------|
| Horse/Jockey Name | Benzino |
| Final Rank | 2 |
| Fastest Section Time (Section) | 0:11.67 (1400m) |
| Top Speed [km/h] (Section) | 65.5 (1400m) |
| Race State | Finished |



Doomben QLD Professional

Race 4: EUREKA STUD Maiden Handicap - 1640m

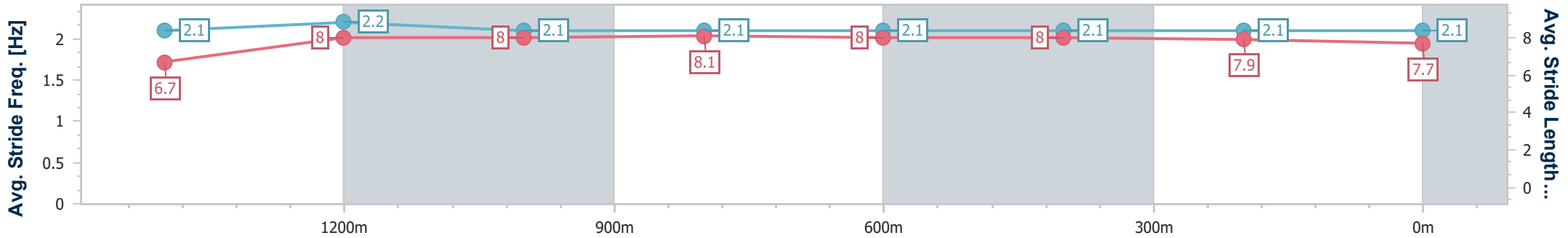
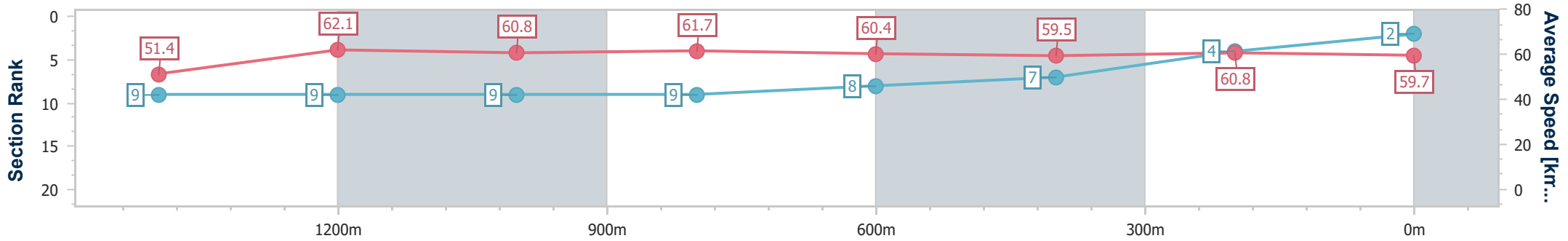
07 August 2024 - 14:21

Track Rating: Soft 5, Weather: Overcast, Rail Position: +7m Entire



BRISBANE RACING CLUB

| Section | Overall | 1400m | 1200m | 1000m | 800m | 600m | 400m | 200m |
|------------------------|--------------------------|--------------------------|--------------------------|--------------------------|--------------------------|--------------------------|--------------------------|--------------------------|
| Section Times | 1:39.96 [2] (0:16.90) | 1:23.06 [9] (0:11.67) | 1:11.39 [9] (0:11.86) | 0:59.53 [9] (0:11.69) | 0:47.84 [9] (0:11.91) | 0:35.93 [8] (0:12.06) | 0:23.87 [7] (0:11.80) | 0:12.07 [4] (0:12.07) |
| Average Speed [km/h] | 51.4 | 62.1 | 60.8 | 61.7 | 60.4 | 59.5 | 60.8 | 59.7 |
| Top Speed [km/h] | 65.4 | 65.5 | 61.4 | 62.6 | 61.1 | 59.9 | 61.6 | 61.4 |
| Avg. Dist. to Rail [m] | 6.1 | 1.5 | 1.2 | 0.4 | 0.2 | 0.8 | 0.9 | 1.9 |
| Avg. Stride Freq. [Hz] | 2.1 | 2.2 | 2.1 | 2.1 | 2.1 | 2.1 | 2.1 | 2.1 |
| Avg. Stride Length [m] | 6.7 | 8.0 | 8.0 | 8.1 | 8.0 | 8.0 | 7.9 | 7.7 |



- [] Ranking at each section and finish
- .-.- No data available at this section
- NA No data available



| | |
|--------------------------------|-----------------|
| Horse/Jockey Name | Taranaki |
| Final Rank | 3 |
| Fastest Section Time (Section) | 0:11.70 (1400m) |
| Top Speed [km/h] (Section) | 64.8 (1400m) |
| Race State | Finished |



Doomben QLD Professional

Race 4: EUREKA STUD Maiden Handicap - 1640m

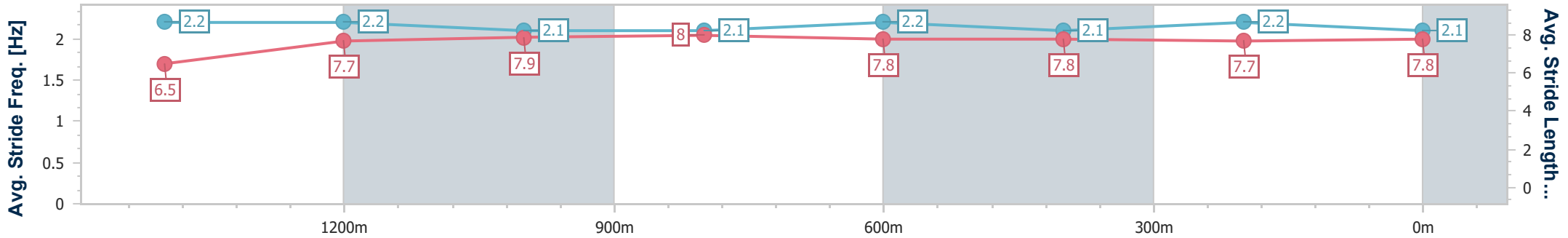
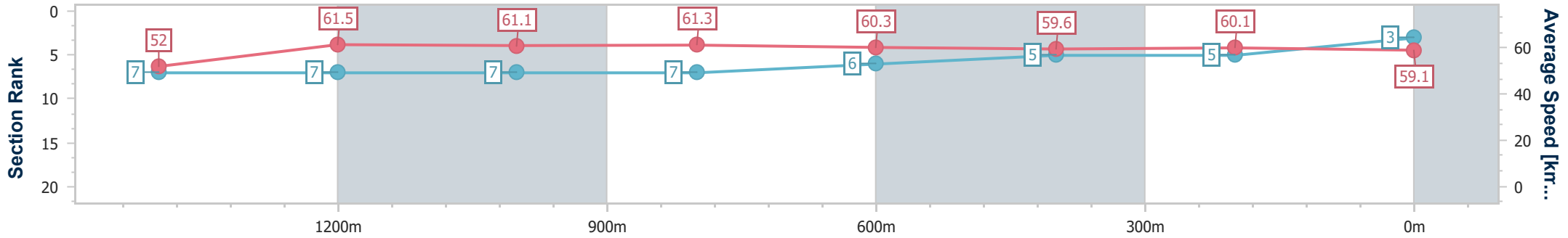
07 August 2024 - 14:21

Track Rating: Soft 5, Weather: Overcast, Rail Position: +7m Entire



BRISBANE RACING CLUB

| Section | Overall | 1400m | 1200m | 1000m | 800m | 600m | 400m | 200m |
|------------------------|--------------------------|--------------------------|--------------------------|--------------------------|--------------------------|--------------------------|--------------------------|--------------------------|
| Section Times | 1:40.08 [3] (0:16.63) | 1:23.45 [7] (0:11.70) | 1:11.75 [7] (0:11.78) | 0:59.97 [7] (0:11.78) | 0:48.19 [7] (0:11.94) | 0:36.25 [6] (0:12.09) | 0:24.16 [5] (0:12.01) | 0:12.15 [5] (0:12.15) |
| Average Speed [km/h] | 52.0 | 61.5 | 61.1 | 61.3 | 60.3 | 59.6 | 60.1 | 59.1 |
| Top Speed [km/h] | 63.6 | 64.8 | 63.3 | 62.6 | 62.0 | 61.1 | 61.3 | 61.7 |
| Avg. Dist. to Rail [m] | 0.9 | 0.9 | 1.0 | 0.6 | 0.5 | 0.6 | 0.5 | 1.6 |
| Avg. Stride Freq. [Hz] | 2.2 | 2.2 | 2.1 | 2.1 | 2.2 | 2.1 | 2.2 | 2.1 |
| Avg. Stride Length [m] | 6.5 | 7.7 | 7.9 | 8.0 | 7.8 | 7.8 | 7.7 | 7.8 |



- [] Ranking at each section and finish
- .-.-.- No data available at this section
- NA No data available



| | |
|--------------------------------|-----------------|
| Horse/Jockey Name | Shabooh Shalaa |
| Final Rank | 4 |
| Fastest Section Time (Section) | 0:11.71 (1400m) |
| Top Speed [km/h] (Section) | 67.2 (Overall) |
| Race State | Finished |



Doomben QLD Professional

Race 4: EUREKA STUD Maiden Handicap - 1640m

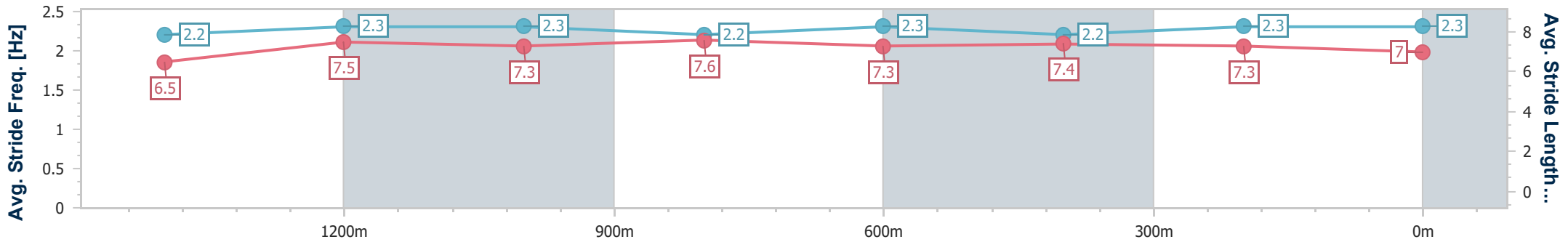
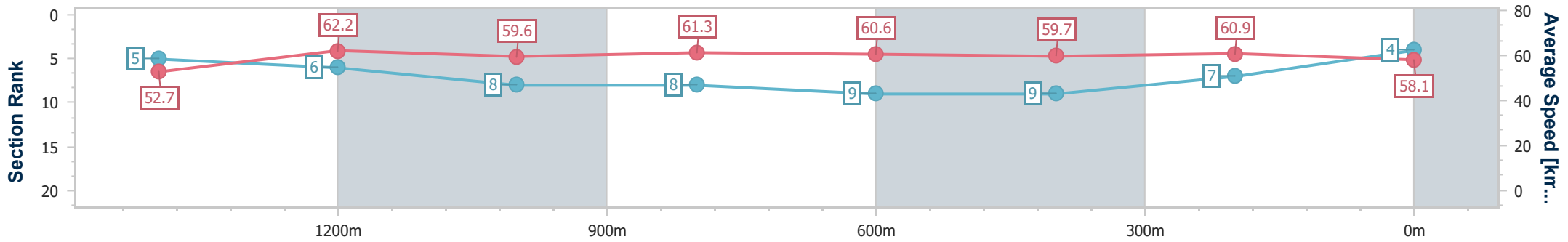
07 August 2024 - 14:21

Track Rating: Soft 5, Weather: Overcast, Rail Position: +7m Entire



BRISBANE RACING CLUB

| Section | Overall | 1400m | 1200m | 1000m | 800m | 600m | 400m | 200m |
|------------------------|--------------------------|--------------------------|--------------------------|--------------------------|--------------------------|--------------------------|--------------------------|--------------------------|
| Section Times | 1:40.36 [4] (0:16.46) | 1:23.90 [5] (0:11.71) | 1:12.19 [6] (0:12.07) | 1:00.12 [8] (0:11.83) | 0:48.29 [8] (0:11.96) | 0:36.33 [9] (0:12.10) | 0:24.23 [9] (0:11.82) | 0:12.41 [7] (0:12.41) |
| Average Speed [km/h] | 52.7 | 62.2 | 59.6 | 61.3 | 60.6 | 59.7 | 60.9 | 58.1 |
| Top Speed [km/h] | 67.2 | 65.8 | 62.5 | 62.8 | 61.3 | 60.7 | 61.8 | 61.3 |
| Avg. Dist. to Rail [m] | 5.6 | 1.9 | 2.4 | 1.7 | 1.4 | 0.5 | 2.8 | 4.6 |
| Avg. Stride Freq. [Hz] | 2.2 | 2.3 | 2.3 | 2.2 | 2.3 | 2.2 | 2.3 | 2.3 |
| Avg. Stride Length [m] | 6.5 | 7.5 | 7.3 | 7.6 | 7.3 | 7.4 | 7.3 | 7.0 |



- [] Ranking at each section and finish
- .-.- No data available at this section
- NA No data available



| | |
|--------------------------------|-----------------|
| Horse/Jockey Name | Shy Rebel |
| Final Rank | 5 |
| Fastest Section Time (Section) | 0:11.59 (1400m) |
| Top Speed [km/h] (Section) | 65.1 (1400m) |
| Race State | Finished |



Doomben QLD Professional

Race 4: EUREKA STUD Maiden Handicap - 1640m

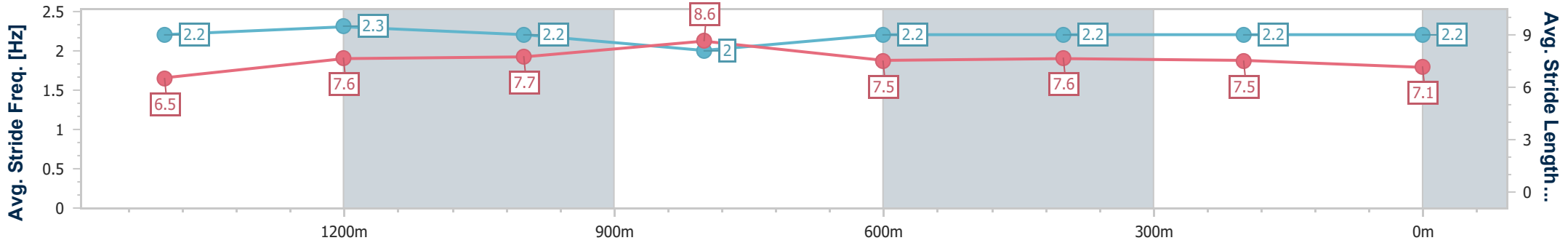
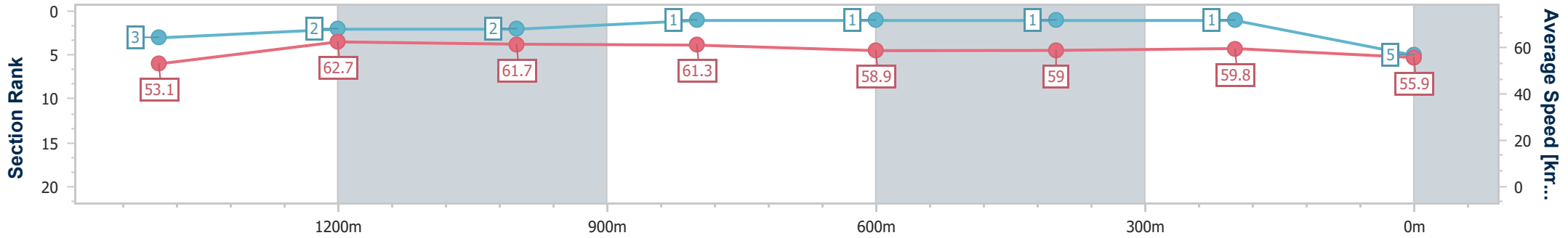
07 August 2024 - 14:21

Track Rating: Soft 5, Weather: Overcast, Rail Position: +7m Entire



BRISBANE RACING CLUB

| Section | Overall | 1400m | 1200m | 1000m | 800m | 600m | 400m | 200m |
|------------------------|--------------------------|--------------------------|--------------------------|--------------------------|--------------------------|--------------------------|--------------------------|--------------------------|
| Section Times | 1:40.58 [5] (0:16.29) | 1:24.29 [3] (0:11.59) | 1:12.70 [2] (0:11.67) | 1:01.03 [2] (0:11.76) | 0:49.27 [1] (0:12.21) | 0:37.06 [1] (0:12.17) | 0:24.89 [1] (0:11.96) | 0:12.93 [1] (0:12.93) |
| Average Speed [km/h] | 53.1 | 62.7 | 61.7 | 61.3 | 58.9 | 59.0 | 59.8 | 55.9 |
| Top Speed [km/h] | 65.0 | 65.1 | 62.9 | 63.6 | 60.2 | 60.2 | 60.9 | 58.1 |
| Avg. Dist. to Rail [m] | 3.5 | 1.0 | 1.0 | 0.8 | 0.3 | 0.8 | 2.6 | 2.8 |
| Avg. Stride Freq. [Hz] | 2.2 | 2.3 | 2.2 | 2.0 | 2.2 | 2.2 | 2.2 | 2.2 |
| Avg. Stride Length [m] | 6.5 | 7.6 | 7.7 | 8.6 | 7.5 | 7.6 | 7.5 | 7.1 |



- [] Ranking at each section and finish
- .-.- No data available at this section
- NA No data available



| | |
|--------------------------------|-----------------|
| Horse/Jockey Name | Resurrected |
| Final Rank | 6 |
| Fastest Section Time (Section) | 0:11.52 (1400m) |
| Top Speed [km/h] (Section) | 65.6 (Overall) |
| Race State | Finished |



Doomben QLD Professional

Race 4: EUREKA STUD Maiden Handicap - 1640m

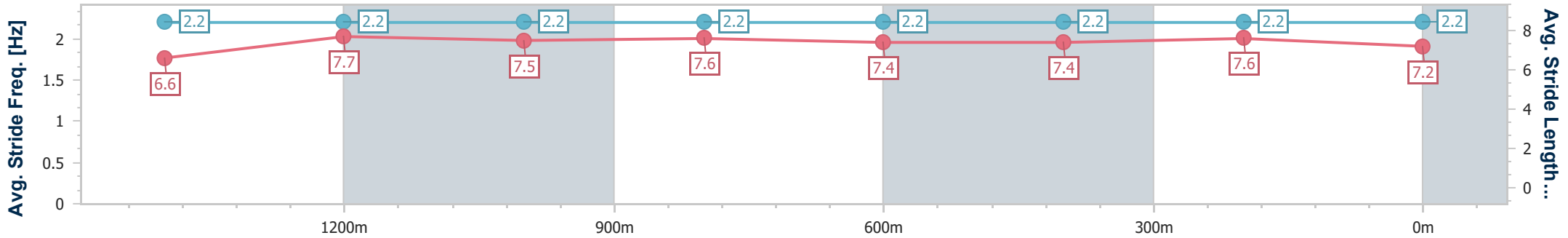
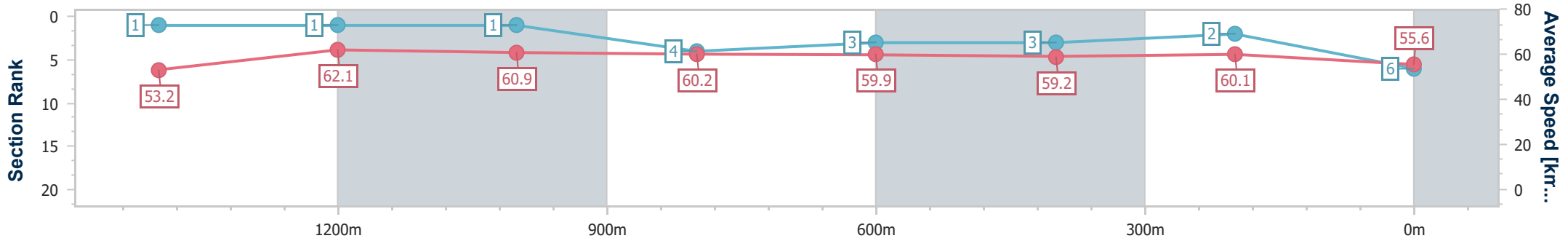
07 August 2024 - 14:21

Track Rating: Soft 5, Weather: Overcast, Rail Position: +7m Entire



BRISBANE RACING CLUB

| Section | Overall | 1400m | 1200m | 1000m | 800m | 600m | 400m | 200m |
|------------------------|--------------------------|--------------------------|--------------------------|--------------------------|--------------------------|--------------------------|--------------------------|--------------------------|
| Section Times | 1:40.78 [6] (0:16.16) | 1:24.62 [1] (0:11.52) | 1:13.10 [1] (0:11.79) | 1:01.31 [1] (0:12.01) | 0:49.30 [4] (0:12.10) | 0:37.20 [3] (0:12.25) | 0:24.95 [3] (0:11.99) | 0:12.96 [2] (0:12.96) |
| Average Speed [km/h] | 53.2 | 62.1 | 60.9 | 60.2 | 59.9 | 59.2 | 60.1 | 55.6 |
| Top Speed [km/h] | 65.6 | 63.9 | 62.1 | 61.2 | 61.4 | 60.7 | 60.8 | 58.9 |
| Avg. Dist. to Rail [m] | 0.9 | 1.2 | 0.2 | 1.0 | 1.6 | 1.3 | 0.5 | 0.8 |
| Avg. Stride Freq. [Hz] | 2.2 | 2.2 | 2.2 | 2.2 | 2.2 | 2.2 | 2.2 | 2.2 |
| Avg. Stride Length [m] | 6.6 | 7.7 | 7.5 | 7.6 | 7.4 | 7.4 | 7.6 | 7.2 |



- [] Ranking at each section and finish
- .-.- No data available at this section
- NA No data available



| | |
|--------------------------------|-----------------|
| Horse/Jockey Name | Fine And Rare |
| Final Rank | 7 |
| Fastest Section Time (Section) | 0:11.58 (1400m) |
| Top Speed [km/h] (Section) | 64.3 (Overall) |
| Race State | Finished |



Doomben QLD Professional

Race 4: EUREKA STUD Maiden Handicap - 1640m

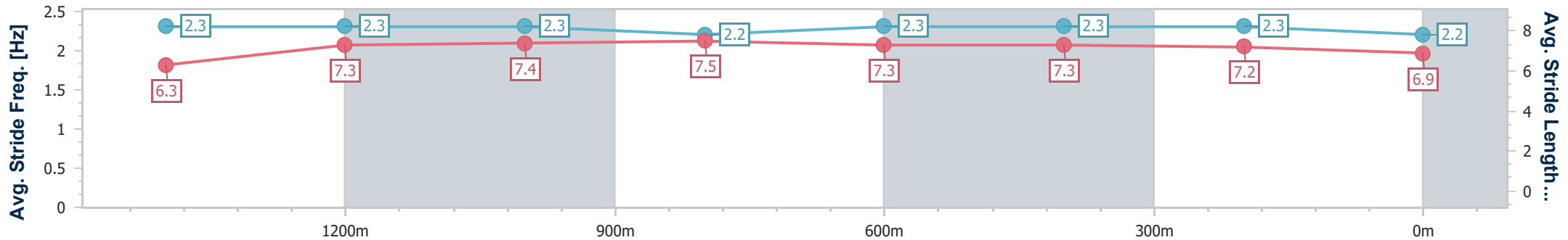
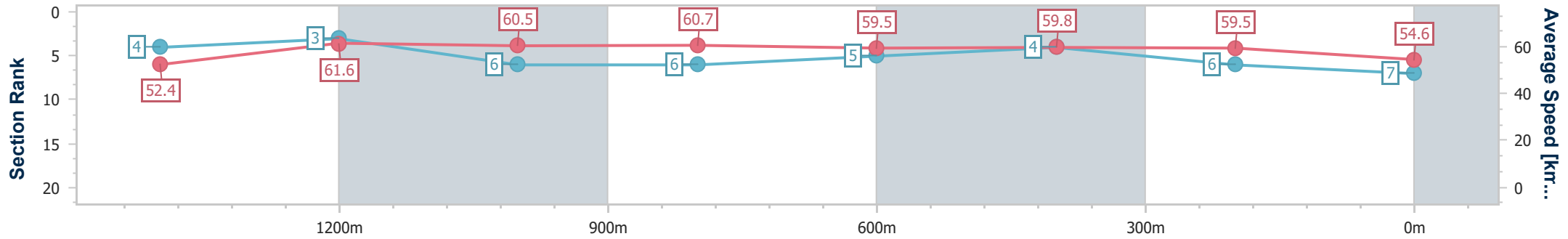
07 August 2024 - 14:21

Track Rating: Soft 5, Weather: Overcast, Rail Position: +7m Entire



BRISBANE RACING CLUB

| Section | Overall | 1400m | 1200m | 1000m | 800m | 600m | 400m | 200m |
|------------------------|--------------------------|--------------------------|--------------------------|--------------------------|--------------------------|--------------------------|--------------------------|--------------------------|
| Section Times | 1:41.11 [7] (0:16.45) | 1:24.66 [4] (0:11.58) | 1:13.08 [3] (0:11.91) | 1:01.17 [6] (0:11.81) | 0:49.36 [6] (0:12.07) | 0:37.29 [5] (0:12.06) | 0:25.23 [4] (0:12.05) | 0:13.18 [6] (0:13.18) |
| Average Speed [km/h] | 52.4 | 61.6 | 60.5 | 60.7 | 59.5 | 59.8 | 59.5 | 54.6 |
| Top Speed [km/h] | 64.3 | 64.0 | 62.4 | 62.3 | 60.2 | 60.4 | 60.9 | 59.5 |
| Avg. Dist. to Rail [m] | 0.8 | 1.7 | 1.1 | 1.3 | 0.3 | 0.6 | 1.7 | 1.4 |
| Avg. Stride Freq. [Hz] | 2.3 | 2.3 | 2.3 | 2.2 | 2.3 | 2.3 | 2.3 | 2.2 |
| Avg. Stride Length [m] | 6.3 | 7.3 | 7.4 | 7.5 | 7.3 | 7.3 | 7.2 | 6.9 |



- [] Ranking at each section and finish
- .-.- No data available at this section
- NA No data available



| | |
|--------------------------------|-------------------|
| Horse/Jockey Name | It'sallsaidandone |
| Final Rank | 8 |
| Fastest Section Time (Section) | 0:11.50 (1200m) |
| Top Speed [km/h] (Section) | 65.0 (1200m) |
| Race State | Finished |



Doomben QLD Professional

Race 4: EUREKA STUD Maiden Handicap - 1640m

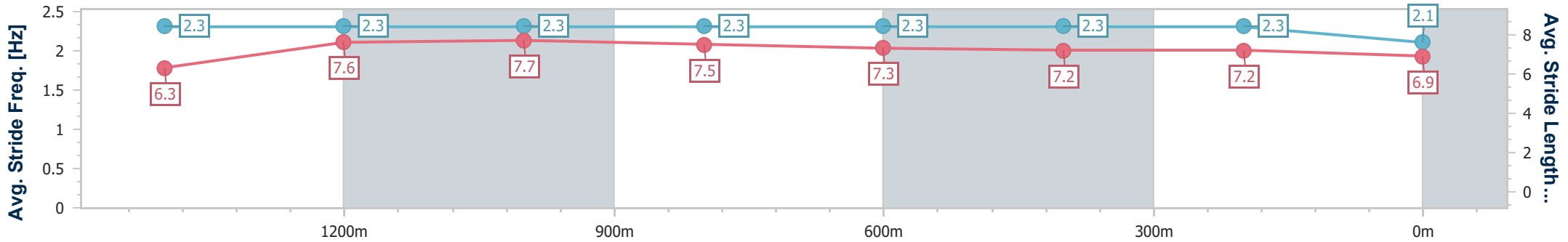
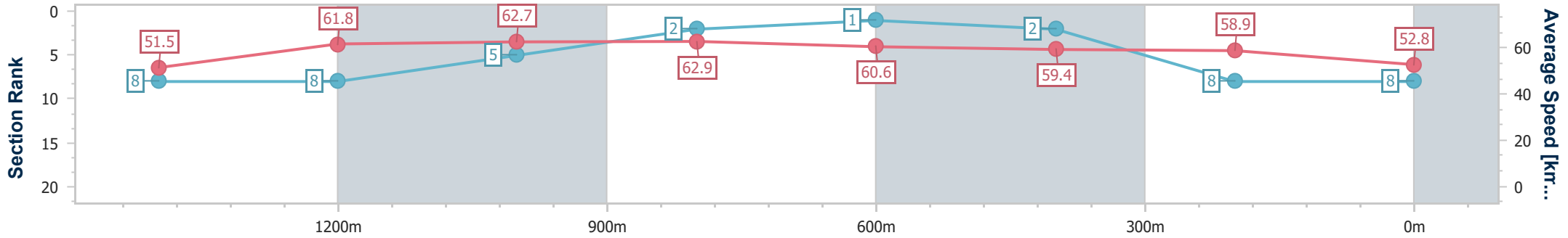
07 August 2024 - 14:21

Track Rating: Soft 5, Weather: Overcast, Rail Position: +7m Entire



BRISBANE RACING CLUB

| Section | Overall | 1400m | 1200m | 1000m | 800m | 600m | 400m | 200m |
|------------------------|--------------------------|--------------------------|--------------------------|--------------------------|--------------------------|--------------------------|--------------------------|--------------------------|
| Section Times | 1:41.72 [8] (0:16.71) | 1:25.01 [8] (0:11.65) | 1:13.36 [8] (0:11.50) | 1:01.86 [5] (0:11.56) | 0:50.30 [2] (0:12.10) | 0:38.20 [1] (0:12.31) | 0:25.89 [2] (0:12.26) | 0:13.63 [8] (0:13.63) |
| Average Speed [km/h] | 51.5 | 61.8 | 62.7 | 62.9 | 60.6 | 59.4 | 58.9 | 52.8 |
| Top Speed [km/h] | 62.6 | 62.2 | 65.0 | 64.8 | 61.8 | 60.1 | 59.7 | 57.4 |
| Avg. Dist. to Rail [m] | 0.6 | 1.1 | 2.3 | 3.1 | 3.7 | 2.9 | 2.2 | 3.7 |
| Avg. Stride Freq. [Hz] | 2.3 | 2.3 | 2.3 | 2.3 | 2.3 | 2.3 | 2.3 | 2.1 |
| Avg. Stride Length [m] | 6.3 | 7.6 | 7.7 | 7.5 | 7.3 | 7.2 | 7.2 | 6.9 |



- [] Ranking at each section and finish
- .-.- No data available at this section
- NA No data available



| | |
|--------------------------------|-----------------|
| Horse/Jockey Name | Il Toro D'oro |
| Final Rank | 9 |
| Fastest Section Time (Section) | 0:11.55 (1400m) |
| Top Speed [km/h] (Section) | 63.1 (1400m) |
| Race State | Finished |



Doomben QLD Professional

Race 4: EUREKA STUD Maiden Handicap - 1640m

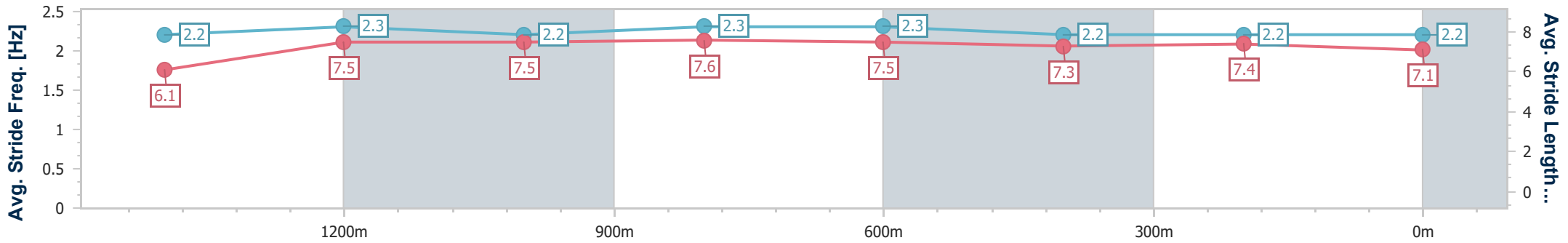
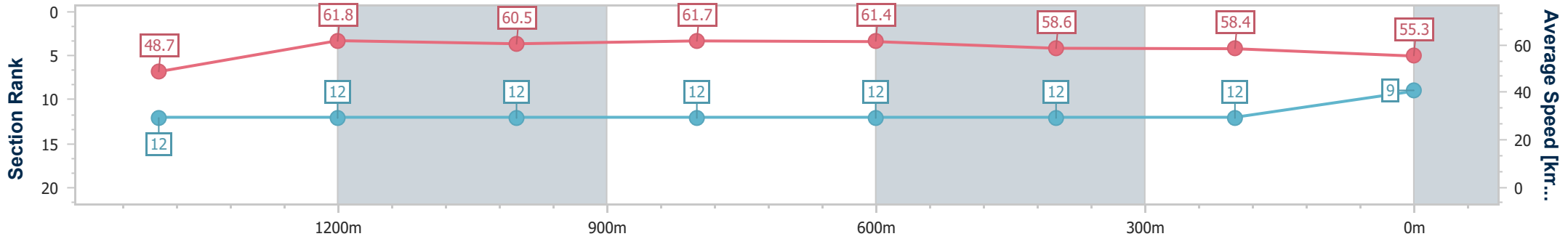
07 August 2024 - 14:21

Track Rating: Soft 5, Weather: Overcast, Rail Position: +7m Entire



BRISBANE RACING CLUB

| Section | Overall | 1400m | 1200m | 1000m | 800m | 600m | 400m | 200m |
|------------------------|--------------------------|---------------------------|---------------------------|---------------------------|---------------------------|---------------------------|---------------------------|---------------------------|
| Section Times | 1:42.03 [9] (0:17.68) | 1:24.35 [12] (0:11.55) | 1:12.80 [12] (0:11.90) | 1:00.90 [12] (0:11.69) | 0:49.21 [12] (0:11.69) | 0:37.52 [12] (0:12.21) | 0:25.31 [12] (0:12.31) | 0:13.00 [12] (0:13.00) |
| Average Speed [km/h] | 48.7 | 61.8 | 60.5 | 61.7 | 61.4 | 58.6 | 58.4 | 55.3 |
| Top Speed [km/h] | 60.4 | 63.1 | 61.7 | 62.2 | 62.6 | 60.2 | 59.8 | 58.1 |
| Avg. Dist. to Rail [m] | 1.8 | 1.6 | 0.2 | 0.2 | 0.1 | 1.0 | 0.8 | 1.1 |
| Avg. Stride Freq. [Hz] | 2.2 | 2.3 | 2.2 | 2.3 | 2.3 | 2.2 | 2.2 | 2.2 |
| Avg. Stride Length [m] | 6.1 | 7.5 | 7.5 | 7.6 | 7.5 | 7.3 | 7.4 | 7.1 |



- [] Ranking at each section and finish
- .-.- No data available at this section
- NA No data available



| | |
|--------------------------------|-----------------|
| Horse/Jockey Name | Belmont Park |
| Final Rank | 10 |
| Fastest Section Time (Section) | 0:11.55 (1400m) |
| Top Speed [km/h] (Section) | 64.9 (Overall) |
| Race State | Finished |



Doomben QLD Professional

Race 4: EUREKA STUD Maiden Handicap - 1640m

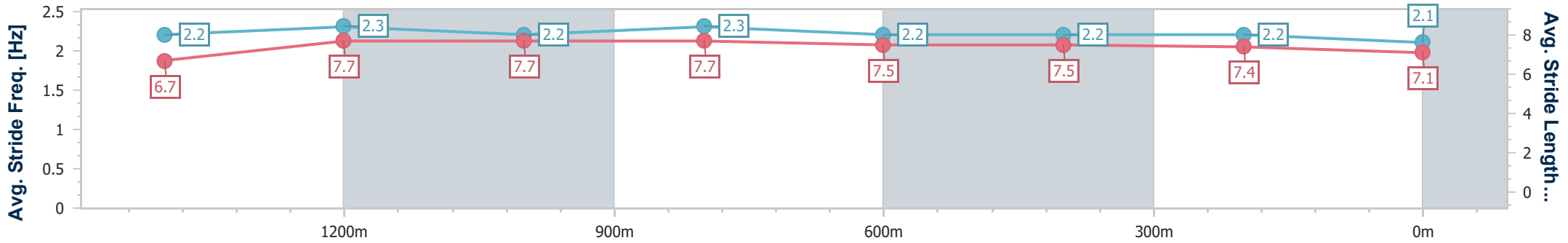
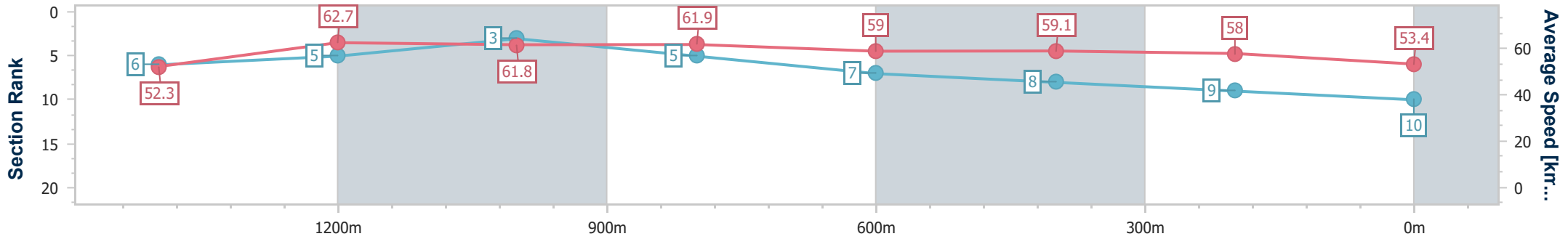
07 August 2024 - 14:21

Track Rating: Soft 5, Weather: Overcast, Rail Position: +7m Entire



BRISBANE RACING CLUB

| Section | Overall | 1400m | 1200m | 1000m | 800m | 600m | 400m | 200m |
|------------------------|---------------------------|--------------------------|--------------------------|--------------------------|--------------------------|--------------------------|--------------------------|--------------------------|
| Section Times | 1:42.05 [10] (0:16.58) | 1:25.47 [6] (0:11.55) | 1:13.92 [5] (0:11.66) | 1:02.26 [3] (0:11.73) | 0:50.53 [5] (0:12.32) | 0:38.21 [7] (0:12.27) | 0:25.94 [8] (0:12.46) | 0:13.48 [9] (0:13.48) |
| Average Speed [km/h] | 52.3 | 62.7 | 61.8 | 61.9 | 59.0 | 59.1 | 58.0 | 53.4 |
| Top Speed [km/h] | 64.9 | 64.8 | 63.1 | 62.9 | 61.8 | 60.1 | 58.9 | 56.5 |
| Avg. Dist. to Rail [m] | 2.1 | 1.4 | 1.7 | 2.1 | 1.8 | 1.6 | 3.0 | 3.4 |
| Avg. Stride Freq. [Hz] | 2.2 | 2.3 | 2.2 | 2.3 | 2.2 | 2.2 | 2.2 | 2.1 |
| Avg. Stride Length [m] | 6.7 | 7.7 | 7.7 | 7.7 | 7.5 | 7.5 | 7.4 | 7.1 |



- [] Ranking at each section and finish
- .-.- No data available at this section
- NA No data available



| | |
|--------------------------------|-----------------|
| Horse/Jockey Name | Genzee |
| Final Rank | 11 |
| Fastest Section Time (Section) | 0:11.67 (1400m) |
| Top Speed [km/h] (Section) | 63.3 (1400m) |
| Race State | Finished |



Doomben QLD Professional

Race 4: EUREKA STUD Maiden Handicap - 1640m

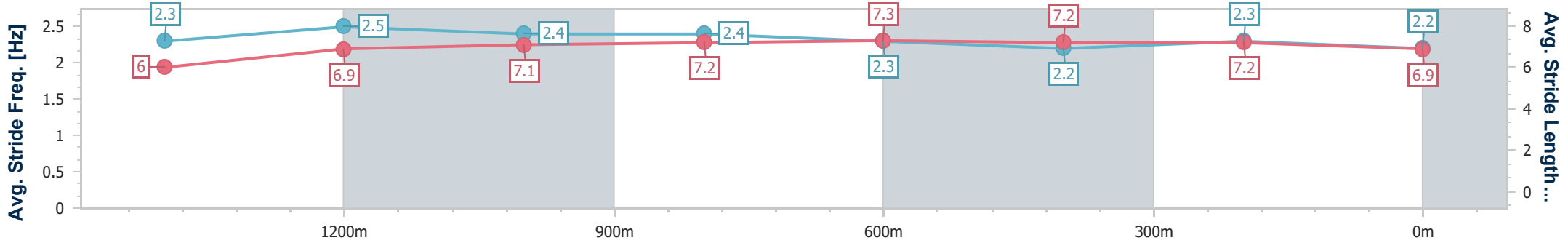
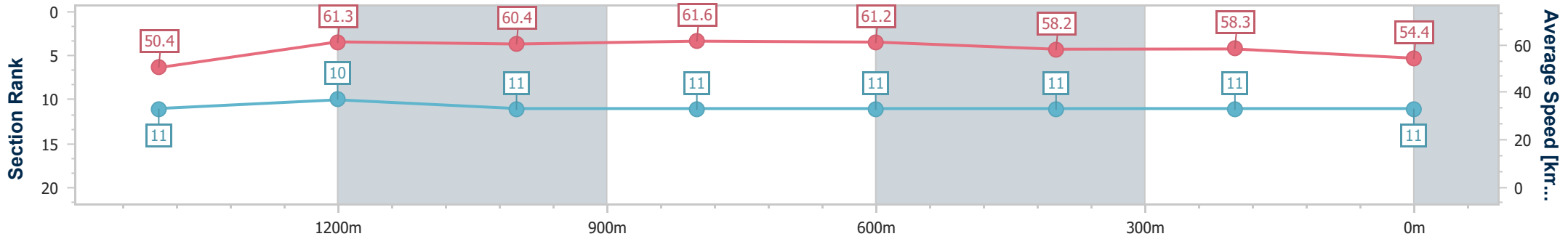
07 August 2024 - 14:21

Track Rating: Soft 5, Weather: Overcast, Rail Position: +7m Entire



BRISBANE RACING CLUB

| Section | Overall | 1400m | 1200m | 1000m | 800m | 600m | 400m | 200m |
|------------------------|---------------------------|---------------------------|---------------------------|---------------------------|---------------------------|---------------------------|---------------------------|---------------------------|
| Section Times | 1:42.26 [11] (0:17.11) | 1:25.15 [11] (0:11.67) | 1:13.48 [10] (0:11.97) | 1:01.51 [11] (0:11.71) | 0:49.80 [11] (0:11.78) | 0:38.02 [11] (0:12.43) | 0:25.59 [11] (0:12.33) | 0:13.26 [11] (0:13.26) |
| Average Speed [km/h] | 50.4 | 61.3 | 60.4 | 61.6 | 61.2 | 58.2 | 58.3 | 54.4 |
| Top Speed [km/h] | 63.3 | 63.3 | 61.5 | 62.7 | 62.7 | 58.9 | 59.0 | 57.9 |
| Avg. Dist. to Rail [m] | 2.4 | 0.7 | 0.3 | 0.6 | 0.8 | 0.7 | 1.4 | 0.7 |
| Avg. Stride Freq. [Hz] | 2.3 | 2.5 | 2.4 | 2.4 | 2.3 | 2.2 | 2.3 | 2.2 |
| Avg. Stride Length [m] | 6.0 | 6.9 | 7.1 | 7.2 | 7.3 | 7.2 | 7.2 | 6.9 |



- [] Ranking at each section and finish
- .-.- No data available at this section
- NA No data available



| | |
|--------------------------------|------------------|
| Horse/Jockey Name | Don't Tell Peggy |
| Final Rank | 12 |
| Fastest Section Time (Section) | 0:11.67 (1000m) |
| Top Speed [km/h] (Section) | 65.2 (Overall) |
| Race State | Finished |



Doomben QLD Professional

Race 4: EUREKA STUD Maiden Handicap - 1640m

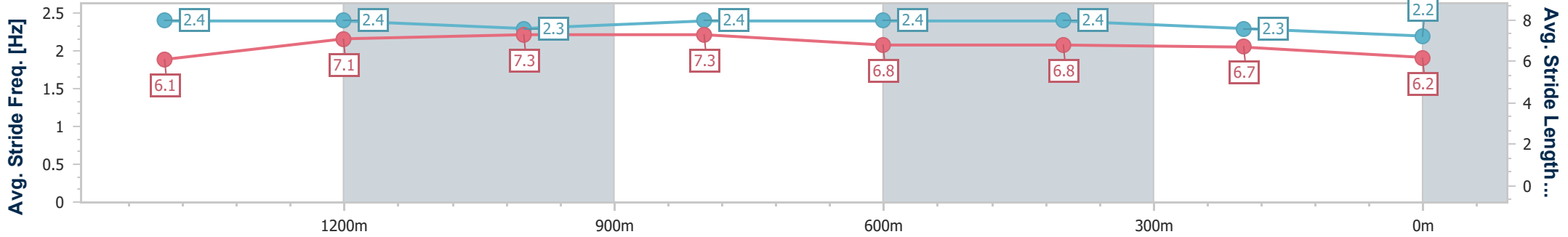
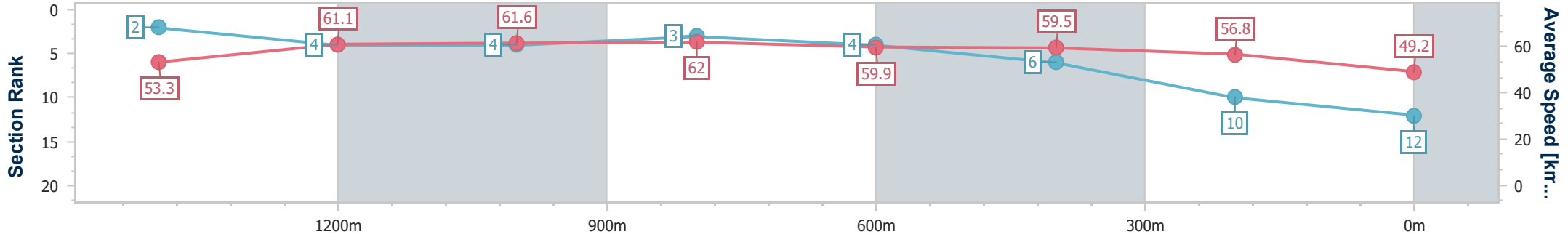
07 August 2024 - 14:21

Track Rating: Soft 5, Weather: Overcast, Rail Position: +7m Entire



BRISBANE RACING CLUB

| Section | Overall | 1400m | 1200m | 1000m | 800m | 600m | 400m | 200m |
|------------------------|---------------------------|--------------------------|--------------------------|--------------------------|--------------------------|--------------------------|--------------------------|---------------------------|
| Section Times | 1:43.30 [12] (0:16.23) | 1:27.07 [2] (0:11.87) | 1:15.20 [4] (0:11.70) | 1:03.50 [4] (0:11.67) | 0:51.83 [3] (0:12.19) | 0:39.64 [4] (0:12.27) | 0:27.37 [6] (0:12.74) | 0:14.63 [10] (0:14.63) |
| Average Speed [km/h] | 53.3 | 61.1 | 61.6 | 62.0 | 59.9 | 59.5 | 56.8 | 49.2 |
| Top Speed [km/h] | 65.2 | 63.5 | 63.5 | 63.1 | 62.1 | 61.4 | 58.7 | 53.6 |
| Avg. Dist. to Rail [m] | 3.4 | 1.1 | 1.2 | 1.2 | 3.1 | 2.6 | 3.5 | 4.8 |
| Avg. Stride Freq. [Hz] | 2.4 | 2.4 | 2.3 | 2.4 | 2.4 | 2.4 | 2.3 | 2.2 |
| Avg. Stride Length [m] | 6.1 | 7.1 | 7.3 | 7.3 | 6.8 | 6.8 | 6.7 | 6.2 |



- [] Ranking at each section and finish
- .-.- No data available at this section
- NA No data available



Doomben QLD Professional

Race 5: THE GIBSON BENCHMARK 65 Handicap - 1640m

07 August 2024 - 14:55



BRISBANE
RACING CLUB

Track Rating: Soft 5, Weather: Overcast, Rail Position: +7m Entire

| Section | | Overall | 1400m | 1200m | 1000m | 800m | 600m | 400m | Last 600m | | | | |
|-------------|--|----------------------|----------------------|----------------------|--------------------------|--------------------------|--------------------------|--------------------------|--------------------------|--------------------------|--------------------------|---------|-----|
| Field Times | | 1:39.38 (0:16.04) | 1:23.34 (0:11.26) | 1:12.08 (0:12.04) | 1:00.04 (0:12.38) | 0:47.66 (0:11.78) | 0:35.88 (0:11.78) | 0:24.10 (0:11.63) | 0:35.88 | | | | |
| Rank | TAB Horse/Jockey | Barrier | Top Speed [km/h] | Fastest Section | Distance Travelled [m] | | | | | | | | |
| 1 | 9 FREE CARRY Emily Lang | 11 | 66.8 Overall | 0:11.26 1400m | 1:39.38 [1] (0:16.04) | 1:23.34 [1] (0:11.26) | 1:12.08 [1] (0:12.04) | 1:00.04 [1] (0:12.38) | 0:47.66 [1] (0:11.78) | 0:35.88 [1] (0:11.78) | 0:24.10 [1] (0:11.63) | 0:35.88 | |
| 2 | 5 TAMBOURINE MAN Melea Castle | 7 | 64.6 1400m | 0:11.45 1400m | 1:39.50 [2] (0:16.76) | 1:22.74 [8] (0:11.45) | 1:11.29 [8] (0:11.83) | 0:59.46 [7] (0:12.16) | 0:47.30 [5] (0:11.67) | 0:35.63 [3] (0:11.73) | 0:23.90 [3] (0:11.60) | 0:35.63 | +12 |
| 3 | 8 CAPE CRUSADER Angela Jones | 9 | 64.1 800m | 0:11.58 400m | 1:39.59 [3] (0:16.83) | 1:22.76 [9] (0:11.67) | 1:11.09 [9] (0:11.84) | 0:59.25 [9] (0:12.29) | 0:46.96 [8] (0:11.63) | 0:35.33 [7] (0:11.70) | 0:23.63 [6] (0:11.58) | 0:35.33 | +15 |
| 4 | 13 BIG TICKET BOY Georgina Cartwright | 1 | 64.4 Overall | 0:11.48 1400m | 1:39.64 [4] (0:16.40) | 1:23.24 [5] (0:11.48) | 1:11.76 [5] (0:11.92) | 0:59.84 [5] (0:12.62) | 0:47.22 [6] (0:11.75) | 0:35.47 [6] (0:11.69) | 0:23.78 [5] (0:11.59) | 0:35.47 | +3 |
| 5 | 6 KIND WISH Bailey Wheeler | 8 | 65.6 Overall | 0:11.55 1400m | 1:39.99 [5] (0:16.10) | 1:23.89 [3] (0:11.55) | 1:12.34 [4] (0:12.13) | 1:00.21 [4] (0:11.97) | 0:48.24 [2] (0:11.92) | 0:36.32 [2] (0:11.81) | 0:24.51 [2] (0:11.71) | 0:36.32 | +10 |
| 6 | 12 PICKAXE Cody Collis | 3 | 63.9 Overall | 0:11.57 1400m | 1:40.33 [6] (0:16.42) | 1:23.91 [6] (0:11.57) | 1:12.34 [6] (0:12.03) | 1:00.31 [6] (0:12.41) | 0:47.90 [7] (0:11.84) | 0:36.06 [8] (0:12.02) | 0:24.04 [8] (0:11.71) | 0:36.06 | +8 |
| 7 | 4 PEROVIC James Orman | 2 | 64.2 600m | 0:11.63 1400m | 1:40.35 [7] (0:16.57) | 1:23.78 [7] (0:11.63) | 1:12.15 [7] (0:11.84) | 1:00.31 [7] (0:12.62) | 0:47.69 [9] (0:11.89) | 0:35.80 [9] (0:11.79) | 0:24.01 [9] (0:11.76) | 0:35.80 | +11 |
| 8 | 10 SLY CORNER Karl Zechner | 6 | 65.7 1400m | 0:11.31 1400m | 1:41.04 [8] (0:16.28) | 1:24.76 [4] (0:11.31) | 1:13.45 [2] (0:12.03) | 1:01.42 [3] (0:12.51) | 0:48.91 [4] (0:12.04) | 0:36.87 [5] (0:12.03) | 0:24.84 [7] (0:11.94) | 0:36.87 | +11 |
| 9 | 2 NO GOING BACK Tahlia Fenlon | 4 | 65.6 Overall | 0:11.56 1400m | 1:41.96 [9] (0:16.09) | 1:25.87 [2] (0:11.56) | 1:14.31 [3] (0:11.96) | 1:02.35 [2] (0:12.52) | 0:49.83 [3] (0:11.82) | 0:38.01 [4] (0:11.82) | 0:26.19 [4] (0:12.03) | 0:38.01 | +4 |

Scratched: Grecian Lass (#3), Delorme (#14), Bluestone Lane (#7), Silver Warrior (#1), Reggae Fire (#11)

[] Ranking at each section and finish
 -:-:- No data available at this section
 NA No data available

SCN Saddle cloth number
 DNF Did not finish
 DNT Did not track



Doomben QLD Professional

Race 5: THE GIBSON BENCHMARK 65 Handicap - 1640m

07 August 2024 - 14:55



BRISBANE
RACING CLUB

Track Rating: Soft 5, Weather: Overcast, Rail Position: +7m Entire

| Section | | | | 200m | | | | Last 600m | |
|-------------|-----|---------------------|---------|------------------|-----------------|-------------|---------|-----------|------------------------|
| Field Times | | | | 0:12.47 | | | | 0:35.88 | |
| | | | | (0:12.47) | | | | | |
| Rank | TAB | Horse/Jockey | Barrier | Top Speed [km/h] | Fastest Section | Margin | | | Distance Travelled [m] |
| 1 | 9 | FREE CARRY | 11 | 66.8 | 0:11.26 | 0:12.47 [1] | 1:39.38 | | 0:35.88 |
| | | Emily Lang | | Overall | 1400m | (0:12.47) | | | |
| 2 | 5 | TAMBOURINE MAN | 7 | 64.6 | 0:11.45 | 0:12.30 [3] | 0.67L | | 0:35.63 +12 |
| | | Melea Castle | | 1400m | 1400m | (0:12.30) | | | |
| 3 | 8 | CAPE CRUSADER | 9 | 64.1 | 0:11.58 | 0:12.05 [5] | 1.18L | | 0:35.33 +15 |
| | | Angela Jones | | 800m | 400m | (0:12.05) | | | |
| 4 | 13 | BIG TICKET BOY | 1 | 64.4 | 0:11.48 | 0:12.19 [4] | 1.49L | | 0:35.47 +3 |
| | | Georgina Cartwright | | Overall | 1400m | (0:12.19) | | | |
| 5 | 6 | KIND WISH | 8 | 65.6 | 0:11.55 | 0:12.80 [2] | 3.54L | | 0:36.32 +10 |
| | | Bailey Wheeler | | Overall | 1400m | (0:12.80) | | | |
| 6 | 12 | PICKAXE | 3 | 63.9 | 0:11.57 | 0:12.33 [7] | 5.53L | | 0:36.06 +8 |
| | | Cody Collis | | Overall | 1400m | (0:12.33) | | | |
| 7 | 4 | PEROVIC | 2 | 64.2 | 0:11.63 | 0:12.25 [8] | 5.69L | | 0:35.80 +11 |
| | | James Orman | | 600m | 1400m | (0:12.25) | | | |
| 8 | 10 | SLY CORNER | 6 | 65.7 | 0:11.31 | 0:12.90 [9] | 9.71L | | 0:36.87 +11 |
| | | Karl Zechner | | 1400m | 1400m | (0:12.90) | | | |
| 9 | 2 | NO GOING BACK | 4 | 65.6 | 0:11.56 | 0:14.16 [6] | 15.12L | | 0:38.01 +4 |
| | | Tahlia Fenlon | | Overall | 1400m | (0:14.16) | | | |

Scratched: Grecian Lass (#3), Delorme (#14), Bluestone Lane (#7), Silver Warrior (#1), Reggae Fire (#11)

[] Ranking at each section and finish
 -:-:- No data available at this section
 NA No data available

SCN Saddle cloth number
 DNF Did not finish
 DNT Did not track



| | |
|--------------------------------|-----------------|
| Horse/Jockey Name | Free Carry |
| Final Rank | 1 |
| Fastest Section Time (Section) | 0:11.26 (1400m) |
| Top Speed [km/h] (Section) | 66.8 (Overall) |
| Race State | Finished |



Doomben QLD Professional

Race 5: THE GIBSON BENCHMARK 65 Handicap - 1640m

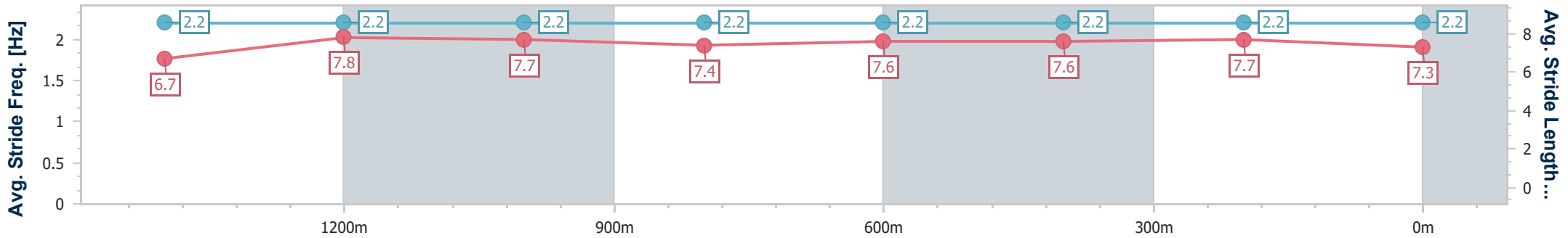
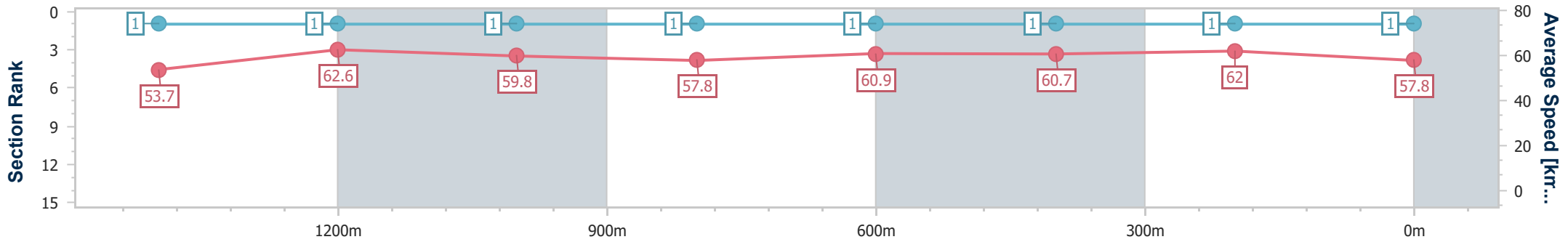
07 August 2024 - 14:55

Track Rating: Soft 5, Weather: Overcast, Rail Position: +7m Entire



BRISBANE RACING CLUB

| Section | Overall | 1400m | 1200m | 1000m | 800m | 600m | 400m | 200m |
|------------------------|--------------------------|--------------------------|--------------------------|--------------------------|--------------------------|--------------------------|--------------------------|--------------------------|
| Section Times | 1:39.38 [1] (0:16.04) | 1:23.34 [1] (0:11.26) | 1:12.08 [1] (0:12.04) | 1:00.04 [1] (0:12.38) | 0:47.66 [1] (0:11.78) | 0:35.88 [1] (0:11.78) | 0:24.10 [1] (0:11.63) | 0:12.47 [1] (0:12.47) |
| Average Speed [km/h] | 53.7 | 62.6 | 59.8 | 57.8 | 60.9 | 60.7 | 62.0 | 57.8 |
| Top Speed [km/h] | 66.8 | 65.3 | 62.4 | 60.4 | 61.3 | 61.3 | 62.9 | 60.5 |
| Avg. Dist. to Rail [m] | 3.3 | 3.4 | 2.3 | 1.5 | 1.1 | 0.7 | 0.8 | 0.9 |
| Avg. Stride Freq. [Hz] | 2.2 | 2.2 | 2.2 | 2.2 | 2.2 | 2.2 | 2.2 | 2.2 |
| Avg. Stride Length [m] | 6.7 | 7.8 | 7.7 | 7.4 | 7.6 | 7.6 | 7.7 | 7.3 |



- [] Ranking at each section and finish
- .-.- No data available at this section
- NA No data available



| | |
|--------------------------------|-----------------|
| Horse/Jockey Name | Tambourine Man |
| Final Rank | 2 |
| Fastest Section Time (Section) | 0:11.45 (1400m) |
| Top Speed [km/h] (Section) | 64.6 (1400m) |
| Race State | Finished |



Doomben QLD Professional

Race 5: THE GIBSON BENCHMARK 65 Handicap - 1640m

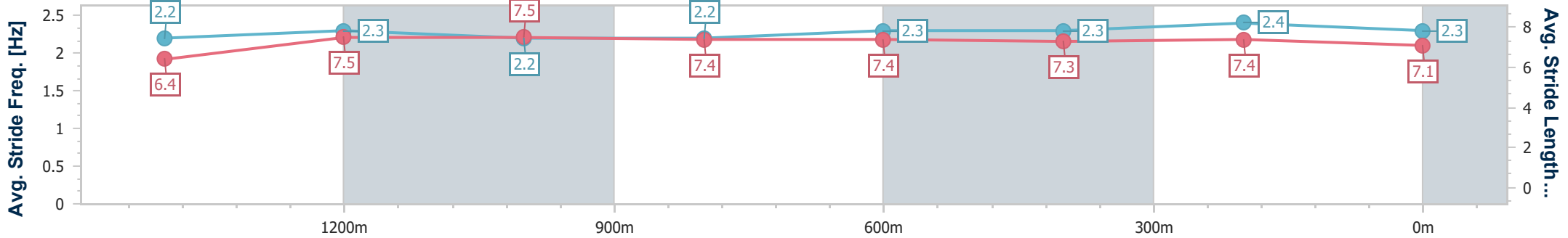
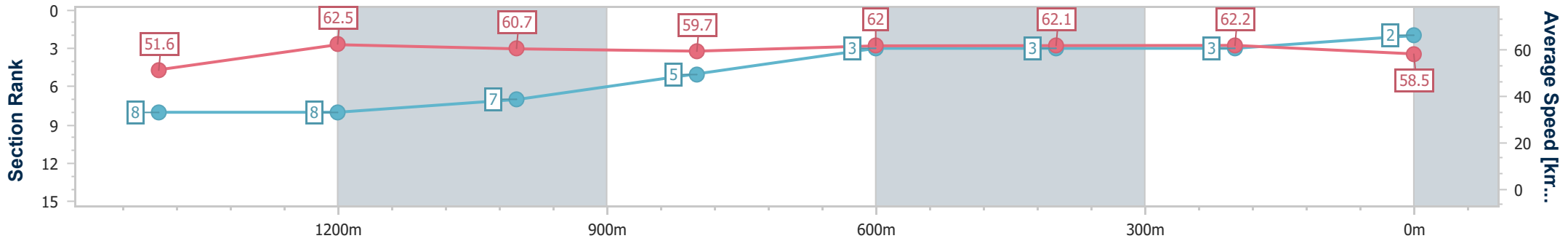
07 August 2024 - 14:55

Track Rating: Soft 5, Weather: Overcast, Rail Position: +7m Entire



BRISBANE RACING CLUB

| Section | Overall | 1400m | 1200m | 1000m | 800m | 600m | 400m | 200m |
|------------------------|--------------------------|--------------------------|--------------------------|--------------------------|--------------------------|--------------------------|--------------------------|--------------------------|
| Section Times | 1:39.50 [2] (0:16.76) | 1:22.74 [8] (0:11.45) | 1:11.29 [8] (0:11.83) | 0:59.46 [7] (0:12.16) | 0:47.30 [5] (0:11.67) | 0:35.63 [3] (0:11.73) | 0:23.90 [3] (0:11.60) | 0:12.30 [3] (0:12.30) |
| Average Speed [km/h] | 51.6 | 62.5 | 60.7 | 59.7 | 62.0 | 62.1 | 62.2 | 58.5 |
| Top Speed [km/h] | 64.6 | 64.6 | 63.1 | 60.4 | 63.1 | 62.7 | 62.9 | 62.1 |
| Avg. Dist. to Rail [m] | 2.2 | 1.1 | 0.4 | 1.7 | 1.7 | 1.5 | 1.6 | 2.9 |
| Avg. Stride Freq. [Hz] | 2.2 | 2.3 | 2.2 | 2.2 | 2.3 | 2.3 | 2.4 | 2.3 |
| Avg. Stride Length [m] | 6.4 | 7.5 | 7.5 | 7.4 | 7.4 | 7.3 | 7.4 | 7.1 |



- [] Ranking at each section and finish
- .-.- No data available at this section
- NA No data available



| | |
|--------------------------------|----------------|
| Horse/Jockey Name | Cape Crusader |
| Final Rank | 3 |
| Fastest Section Time (Section) | 0:11.58 (400m) |
| Top Speed [km/h] (Section) | 64.1 (800m) |
| Race State | Finished |



Doomben QLD Professional

Race 5: THE GIBSON BENCHMARK 65 Handicap - 1640m

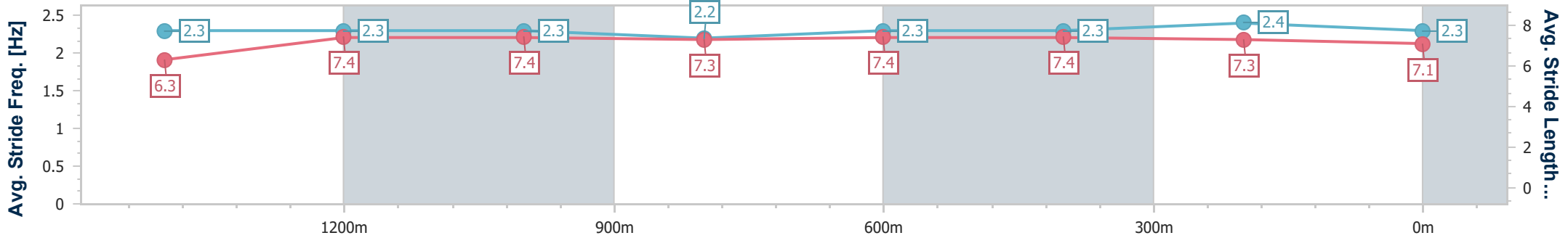
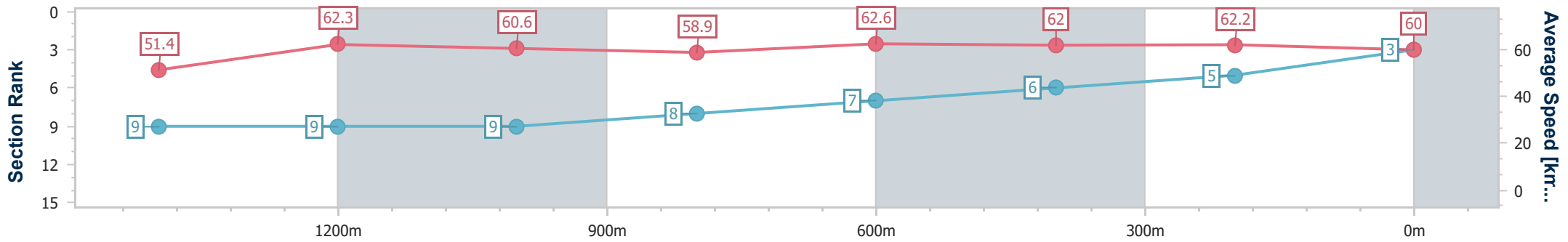
07 August 2024 - 14:55

Track Rating: Soft 5, Weather: Overcast, Rail Position: +7m Entire



BRISBANE RACING CLUB

| Section | Overall | 1400m | 1200m | 1000m | 800m | 600m | 400m | 200m |
|------------------------|--------------------------|--------------------------|--------------------------|--------------------------|--------------------------|--------------------------|--------------------------|--------------------------|
| Section Times | 1:39.59 [3] (0:16.83) | 1:22.76 [9] (0:11.67) | 1:11.09 [9] (0:11.84) | 0:59.25 [9] (0:12.29) | 0:46.96 [8] (0:11.63) | 0:35.33 [7] (0:11.70) | 0:23.63 [6] (0:11.58) | 0:12.05 [5] (0:12.05) |
| Average Speed [km/h] | 51.4 | 62.3 | 60.6 | 58.9 | 62.6 | 62.0 | 62.2 | 60.0 |
| Top Speed [km/h] | 63.7 | 63.7 | 63.2 | 61.1 | 64.1 | 63.4 | 63.8 | 62.6 |
| Avg. Dist. to Rail [m] | 3.6 | 1.0 | 1.3 | 1.8 | 1.7 | 1.2 | 2.1 | 4.3 |
| Avg. Stride Freq. [Hz] | 2.3 | 2.3 | 2.3 | 2.2 | 2.3 | 2.3 | 2.4 | 2.3 |
| Avg. Stride Length [m] | 6.3 | 7.4 | 7.4 | 7.3 | 7.4 | 7.4 | 7.3 | 7.1 |



- [] Ranking at each section and finish
- .-.-.- No data available at this section
- NA No data available



| | |
|--------------------------------|-----------------|
| Horse/Jockey Name | Big Ticket Boy |
| Final Rank | 4 |
| Fastest Section Time (Section) | 0:11.48 (1400m) |
| Top Speed [km/h] (Section) | 64.4 (Overall) |
| Race State | Finished |



Doomben QLD Professional

Race 5: THE GIBSON BENCHMARK 65 Handicap - 1640m

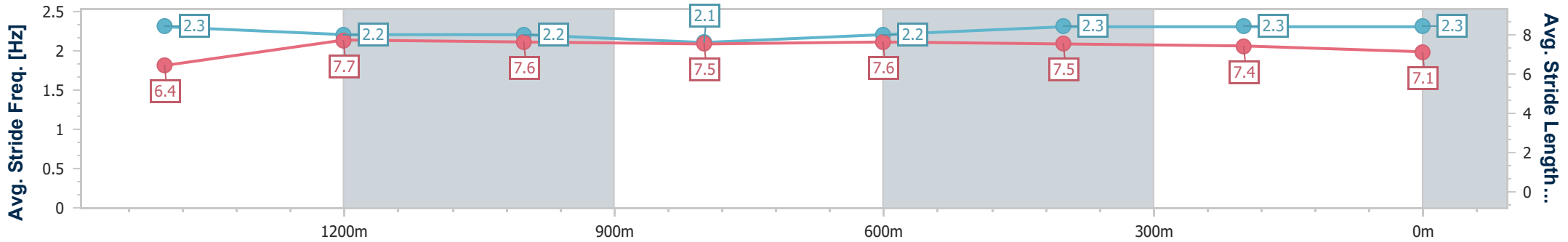
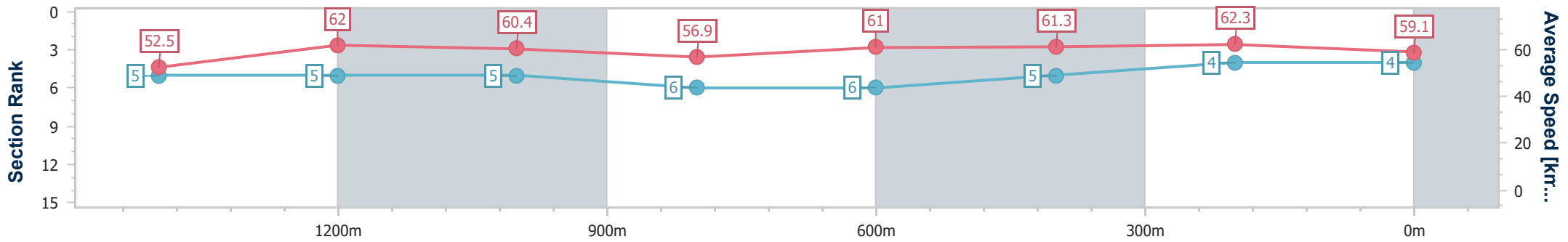
07 August 2024 - 14:55

Track Rating: Soft 5, Weather: Overcast, Rail Position: +7m Entire



BRISBANE RACING CLUB

| Section | Overall | 1400m | 1200m | 1000m | 800m | 600m | 400m | 200m |
|------------------------|--------------------------|--------------------------|--------------------------|--------------------------|--------------------------|--------------------------|--------------------------|--------------------------|
| Section Times | 1:39.64 [4] (0:16.40) | 1:23.24 [5] (0:11.48) | 1:11.76 [5] (0:11.92) | 0:59.84 [5] (0:12.62) | 0:47.22 [6] (0:11.75) | 0:35.47 [6] (0:11.69) | 0:23.78 [5] (0:11.59) | 0:12.19 [4] (0:12.19) |
| Average Speed [km/h] | 52.5 | 62.0 | 60.4 | 56.9 | 61.0 | 61.3 | 62.3 | 59.1 |
| Top Speed [km/h] | 64.4 | 63.9 | 62.0 | 58.2 | 62.2 | 62.0 | 63.1 | 62.1 |
| Avg. Dist. to Rail [m] | 1.9 | 1.9 | 1.1 | 0.3 | 0.5 | 0.8 | 1.5 | 2.9 |
| Avg. Stride Freq. [Hz] | 2.3 | 2.2 | 2.2 | 2.1 | 2.2 | 2.3 | 2.3 | 2.3 |
| Avg. Stride Length [m] | 6.4 | 7.7 | 7.6 | 7.5 | 7.6 | 7.5 | 7.4 | 7.1 |



- [] Ranking at each section and finish
- .-.- No data available at this section
- NA No data available



| | |
|--------------------------------|-----------------|
| Horse/Jockey Name | Kind Wish |
| Final Rank | 5 |
| Fastest Section Time (Section) | 0:11.55 (1400m) |
| Top Speed [km/h] (Section) | 65.6 (Overall) |
| Race State | Finished |



Doomben QLD Professional

Race 5: THE GIBSON BENCHMARK 65 Handicap - 1640m

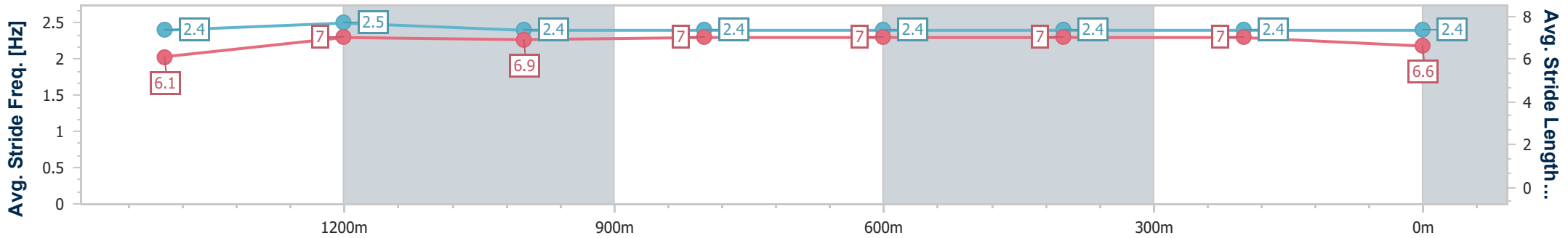
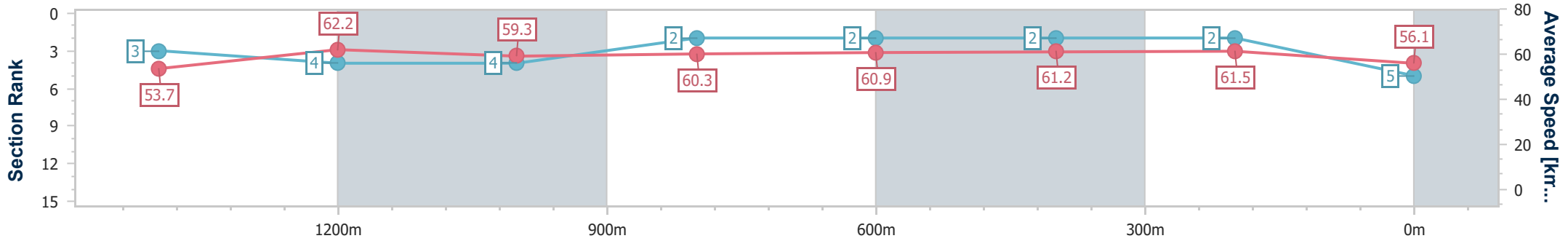
07 August 2024 - 14:55

Track Rating: Soft 5, Weather: Overcast, Rail Position: +7m Entire



BRISBANE RACING CLUB

| Section | Overall | 1400m | 1200m | 1000m | 800m | 600m | 400m | 200m |
|------------------------|--------------------------|--------------------------|--------------------------|--------------------------|--------------------------|--------------------------|--------------------------|--------------------------|
| Section Times | 1:39.99 [5] (0:16.10) | 1:23.89 [3] (0:11.55) | 1:12.34 [4] (0:12.13) | 1:00.21 [4] (0:11.97) | 0:48.24 [2] (0:11.92) | 0:36.32 [2] (0:11.81) | 0:24.51 [2] (0:11.71) | 0:12.80 [2] (0:12.80) |
| Average Speed [km/h] | 53.7 | 62.2 | 59.3 | 60.3 | 60.9 | 61.2 | 61.5 | 56.1 |
| Top Speed [km/h] | 65.6 | 62.9 | 61.6 | 62.0 | 61.3 | 62.1 | 62.7 | 59.1 |
| Avg. Dist. to Rail [m] | 3.5 | 0.6 | 0.5 | 1.4 | 1.0 | 0.8 | 0.4 | 0.3 |
| Avg. Stride Freq. [Hz] | 2.4 | 2.5 | 2.4 | 2.4 | 2.4 | 2.4 | 2.4 | 2.4 |
| Avg. Stride Length [m] | 6.1 | 7.0 | 6.9 | 7.0 | 7.0 | 7.0 | 7.0 | 6.6 |



- [] Ranking at each section and finish
- .-.- No data available at this section
- NA No data available



| | |
|--------------------------------|-----------------|
| Horse/Jockey Name | Pickaxe |
| Final Rank | 6 |
| Fastest Section Time (Section) | 0:11.57 (1400m) |
| Top Speed [km/h] (Section) | 63.9 (Overall) |
| Race State | Finished |



Doomben QLD Professional

Race 5: THE GIBSON BENCHMARK 65 Handicap - 1640m

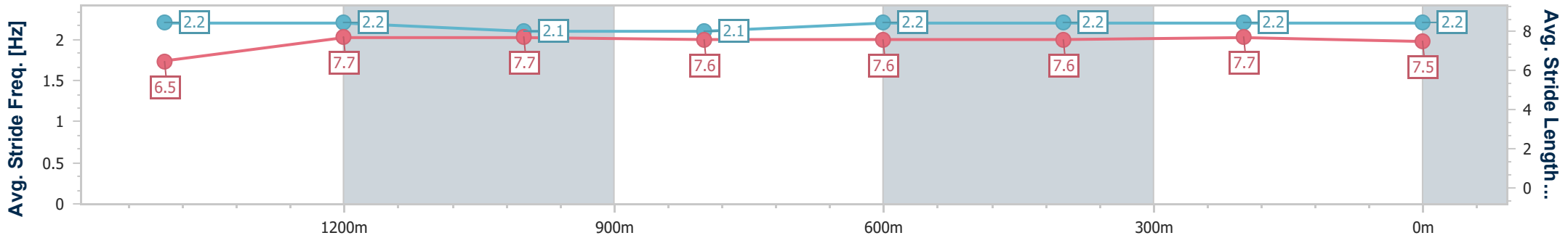
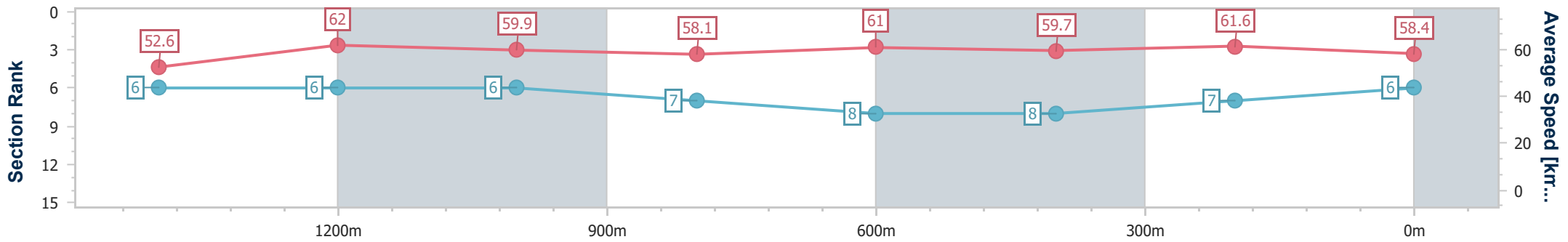
07 August 2024 - 14:55

Track Rating: Soft 5, Weather: Overcast, Rail Position: +7m Entire



BRISBANE RACING CLUB

| Section | Overall | 1400m | 1200m | 1000m | 800m | 600m | 400m | 200m |
|------------------------|--------------------------|--------------------------|--------------------------|--------------------------|--------------------------|--------------------------|--------------------------|--------------------------|
| Section Times | 1:40.33 [6] (0:16.42) | 1:23.91 [6] (0:11.57) | 1:12.34 [6] (0:12.03) | 1:00.31 [6] (0:12.41) | 0:47.90 [7] (0:11.84) | 0:36.06 [8] (0:12.02) | 0:24.04 [8] (0:11.71) | 0:12.33 [7] (0:12.33) |
| Average Speed [km/h] | 52.6 | 62.0 | 59.9 | 58.1 | 61.0 | 59.7 | 61.6 | 58.4 |
| Top Speed [km/h] | 63.9 | 63.1 | 62.0 | 58.9 | 62.8 | 61.3 | 62.2 | 60.8 |
| Avg. Dist. to Rail [m] | 1.6 | 1.1 | 0.7 | 0.8 | 0.5 | 0.7 | 0.8 | 2.1 |
| Avg. Stride Freq. [Hz] | 2.2 | 2.2 | 2.1 | 2.1 | 2.2 | 2.2 | 2.2 | 2.2 |
| Avg. Stride Length [m] | 6.5 | 7.7 | 7.7 | 7.6 | 7.6 | 7.6 | 7.7 | 7.5 |



- [] Ranking at each section and finish
- .-.-.- No data available at this section
- NA No data available



| | |
|--------------------------------|-----------------|
| Horse/Jockey Name | Perovic |
| Final Rank | 7 |
| Fastest Section Time (Section) | 0:11.63 (1400m) |
| Top Speed [km/h] (Section) | 64.2 (600m) |
| Race State | Finished |



Doomben QLD Professional

Race 5: THE GIBSON BENCHMARK 65 Handicap - 1640m

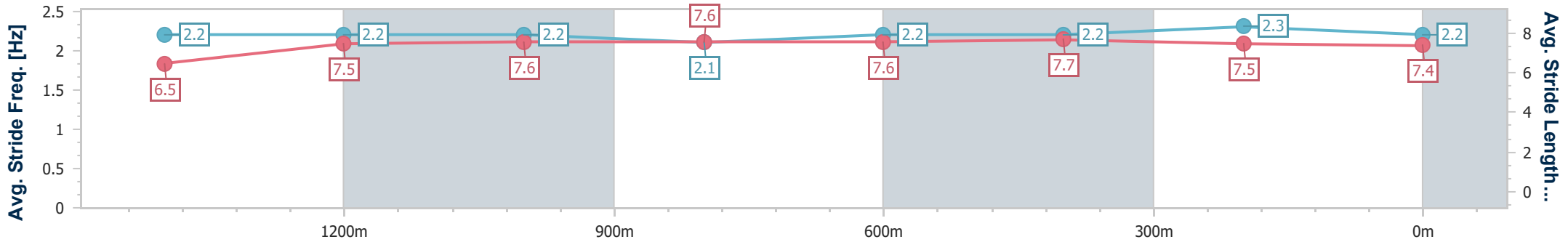
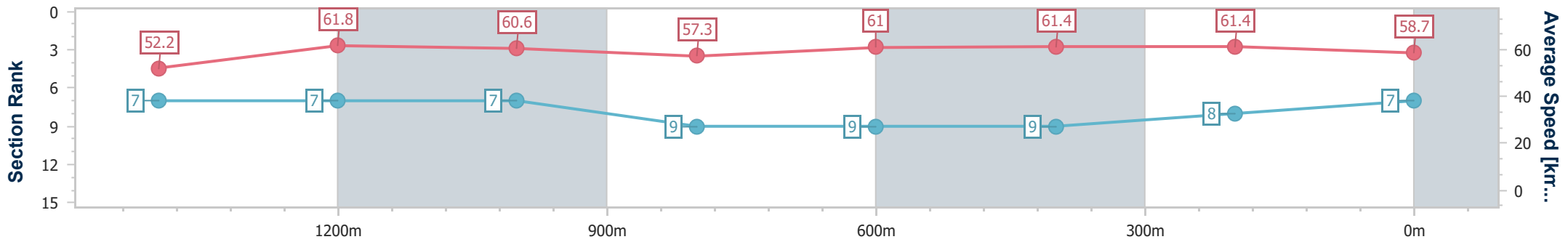
07 August 2024 - 14:55

Track Rating: Soft 5, Weather: Overcast, Rail Position: +7m Entire



BRISBANE RACING CLUB

| Section | Overall | 1400m | 1200m | 1000m | 800m | 600m | 400m | 200m |
|------------------------|--------------------------|--------------------------|--------------------------|--------------------------|--------------------------|--------------------------|--------------------------|--------------------------|
| Section Times | 1:40.35 [7] (0:16.57) | 1:23.78 [7] (0:11.63) | 1:12.15 [7] (0:11.84) | 1:00.31 [7] (0:12.62) | 0:47.69 [9] (0:11.89) | 0:35.80 [9] (0:11.79) | 0:24.01 [9] (0:11.76) | 0:12.25 [8] (0:12.25) |
| Average Speed [km/h] | 52.2 | 61.8 | 60.6 | 57.3 | 61.0 | 61.4 | 61.4 | 58.7 |
| Top Speed [km/h] | 63.7 | 63.2 | 62.4 | 58.1 | 64.2 | 64.2 | 62.3 | 61.2 |
| Avg. Dist. to Rail [m] | 0.5 | 0.5 | 0.2 | 0.7 | 0.8 | 0.9 | 2.5 | 3.8 |
| Avg. Stride Freq. [Hz] | 2.2 | 2.2 | 2.2 | 2.1 | 2.2 | 2.2 | 2.3 | 2.2 |
| Avg. Stride Length [m] | 6.5 | 7.5 | 7.6 | 7.6 | 7.6 | 7.7 | 7.5 | 7.4 |



- [] Ranking at each section and finish
- .-.- No data available at this section
- NA No data available



| | |
|--------------------------------|-----------------|
| Horse/Jockey Name | Sly Corner |
| Final Rank | 8 |
| Fastest Section Time (Section) | 0:11.31 (1400m) |
| Top Speed [km/h] (Section) | 65.7 (1400m) |
| Race State | Finished |



Doomben QLD Professional

Race 5: THE GIBSON BENCHMARK 65 Handicap - 1640m

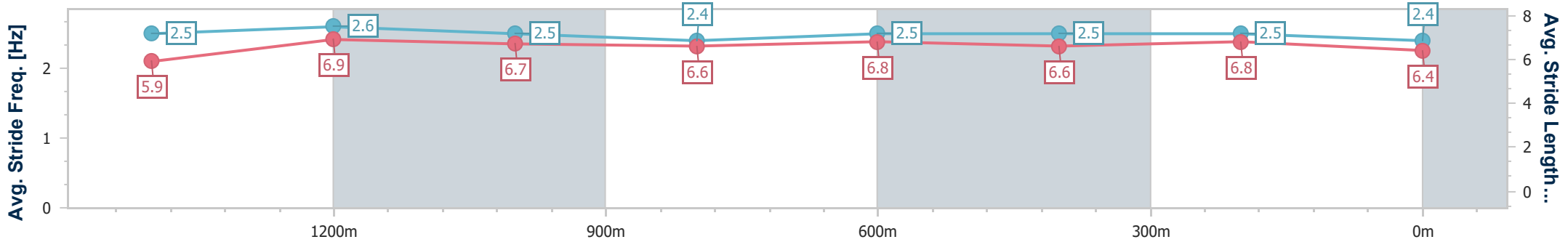
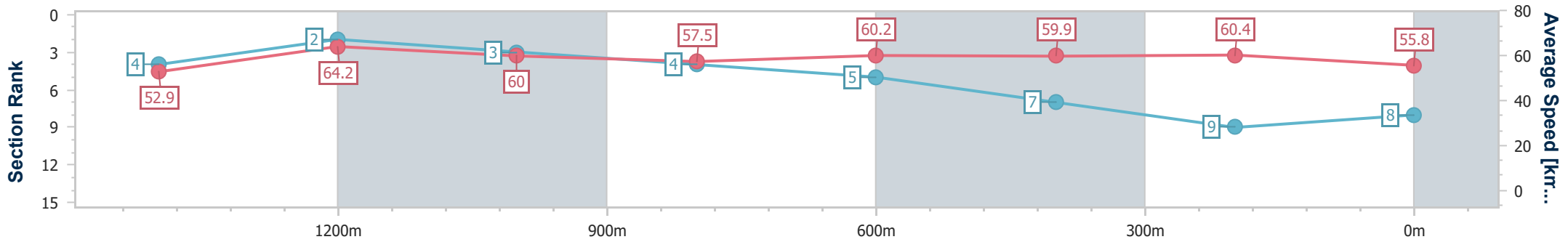
07 August 2024 - 14:55

Track Rating: Soft 5, Weather: Overcast, Rail Position: +7m Entire



BRISBANE RACING CLUB

| Section | Overall | 1400m | 1200m | 1000m | 800m | 600m | 400m | 200m |
|------------------------|--------------------------|--------------------------|--------------------------|--------------------------|--------------------------|--------------------------|--------------------------|--------------------------|
| Section Times | 1:41.04 [8] (0:16.28) | 1:24.76 [4] (0:11.31) | 1:13.45 [2] (0:12.03) | 1:01.42 [3] (0:12.51) | 0:48.91 [4] (0:12.04) | 0:36.87 [5] (0:12.03) | 0:24.84 [7] (0:11.94) | 0:12.90 [9] (0:12.90) |
| Average Speed [km/h] | 52.9 | 64.2 | 60.0 | 57.5 | 60.2 | 59.9 | 60.4 | 55.8 |
| Top Speed [km/h] | 65.2 | 65.7 | 62.9 | 59.1 | 61.3 | 60.6 | 61.2 | 60.9 |
| Avg. Dist. to Rail [m] | 1.6 | 1.4 | 1.2 | 0.4 | 1.1 | 0.7 | 0.8 | 2.2 |
| Avg. Stride Freq. [Hz] | 2.5 | 2.6 | 2.5 | 2.4 | 2.5 | 2.5 | 2.5 | 2.4 |
| Avg. Stride Length [m] | 5.9 | 6.9 | 6.7 | 6.6 | 6.8 | 6.6 | 6.8 | 6.4 |



- [] Ranking at each section and finish
- .-.-.- No data available at this section
- NA No data available



| | |
|--------------------------------|-----------------|
| Horse/Jockey Name | No Going Back |
| Final Rank | 9 |
| Fastest Section Time (Section) | 0:11.56 (1400m) |
| Top Speed [km/h] (Section) | 65.6 (Overall) |
| Race State | Finished |



Doomben QLD Professional

Race 5: THE GIBSON BENCHMARK 65 Handicap - 1640m

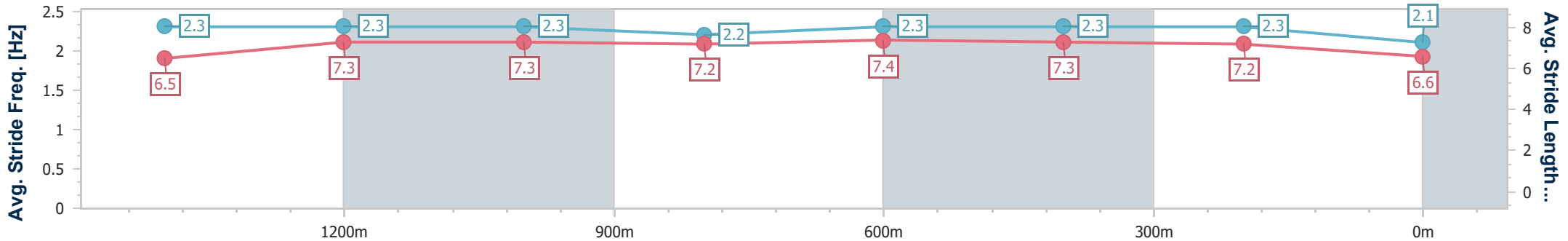
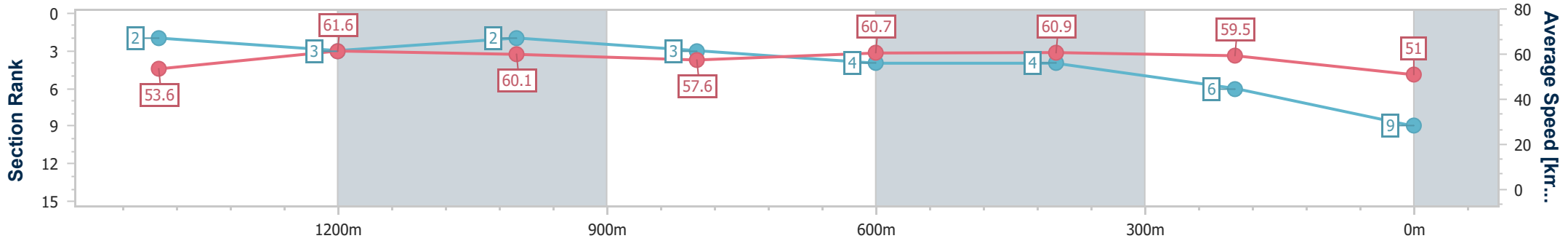
07 August 2024 - 14:55

Track Rating: Soft 5, Weather: Overcast, Rail Position: +7m Entire



BRISBANE RACING CLUB

| Section | Overall | 1400m | 1200m | 1000m | 800m | 600m | 400m | 200m |
|------------------------|--------------------------|--------------------------|--------------------------|--------------------------|--------------------------|--------------------------|--------------------------|--------------------------|
| Section Times | 1:41.96 [9] (0:16.09) | 1:25.87 [2] (0:11.56) | 1:14.31 [3] (0:11.96) | 1:02.35 [2] (0:12.52) | 0:49.83 [3] (0:11.82) | 0:38.01 [4] (0:11.82) | 0:26.19 [4] (0:12.03) | 0:14.16 [6] (0:14.16) |
| Average Speed [km/h] | 53.6 | 61.6 | 60.1 | 57.6 | 60.7 | 60.9 | 59.5 | 51.0 |
| Top Speed [km/h] | 65.6 | 63.6 | 61.7 | 59.8 | 62.4 | 62.3 | 61.1 | 56.9 |
| Avg. Dist. to Rail [m] | 1.2 | 1.7 | 0.8 | 0.4 | 0.4 | 0.6 | 0.9 | 0.8 |
| Avg. Stride Freq. [Hz] | 2.3 | 2.3 | 2.3 | 2.2 | 2.3 | 2.3 | 2.3 | 2.1 |
| Avg. Stride Length [m] | 6.5 | 7.3 | 7.3 | 7.2 | 7.4 | 7.3 | 7.2 | 6.6 |



- [] Ranking at each section and finish
- .-.- No data available at this section
- NA No data available



Doomben QLD Professional

Race 6: EVA AIR BENCHMARK 68 Handicap - 2040m

07 August 2024 - 15:30



BRISBANE
RACING CLUB

Track Rating: Soft 5, Weather: Overcast, Rail Position: +7m Entire

| Section | | Field Times | | | | | | | | | | | | |
|----------------------|----------------------|---|----------------------|----------------------|----------------------|----------------------|--------------|--------------|--------------|--------------|--------------|--------------|------------------------|-----|
| Overall | 1800m | 1600m | 1400m | 1200m | 1000m | 800m | Last 600m | | | | | | | |
| 2:06.58 (0:16.34) | 1:50.24 (0:11.74) | 1:38.50 (0:12.42) | 1:26.08 (0:12.59) | 1:13.49 (0:12.80) | 1:00.69 (0:12.62) | 0:48.07 (0:12.21) | 0:35.86 | | | | | | | |
| Rank | TAB | Horse/Jockey | Barrier | Top Speed [km/h] | Fastest Section | | | | | | | | Distance Travelled [m] | |
| 1 | 5 | YET HE MOVES Ryan Maloney | 1 | 64.2 | 0:11.44 | 2:06.58 [1] | 1:50.06 [3] | 1:38.17 [3] | 1:25.65 [4] | 1:13.05 [3] | 1:00.35 [3] | 0:47.71 [3] | 0:35.51 | |
| | | | | Overall | 400m | (0:16.52) | (0:11.89) | (0:12.52) | (0:12.60) | (0:12.70) | (0:12.64) | (0:12.20) | | |
| 2 | 10 | SAVILEO Kyle Wilson-Taylor | 6 | 63.2 | 0:11.61 | 2:06.93 [2] | 1:49.97 [6] | 1:38.01 [6] | 1:25.71 [6] | 1:13.09 [6] | 1:00.30 [6] | 0:47.68 [6] | 0:35.72 | +0 |
| | | | | 400m | 400m | (0:16.96) | (0:11.96) | (0:12.30) | (0:12.62) | (0:12.79) | (0:12.62) | (0:11.96) | | |
| 3 | 4 | SECURITY ADVISOR Melea Castle | 5 | 64.4 | 0:11.82 | 2:07.11 [3] | 1:50.40 [5] | 1:38.45 [5] | 1:25.95 [5] | 1:13.32 [5] | 1:00.64 [5] | 0:48.09 [5] | 0:35.91 | +0 |
| | | | | Overall | 400m | (0:16.71) | (0:11.95) | (0:12.50) | (0:12.63) | (0:12.68) | (0:12.55) | (0:12.18) | | |
| 4 | 2 | GRINZINGER KNIGHT Emily Lang | 8 | 66.7 | 0:11.74 | 2:07.35 [4] | 1:51.01 [1] | 1:39.27 [1] | 1:26.85 [1] | 1:14.26 [1] | 1:01.46 [1] | 0:48.84 [1] | 0:36.63 | -2 |
| | | | | Overall | 1800m | (0:16.34) | (0:11.74) | (0:12.42) | (0:12.59) | (0:12.80) | (0:12.62) | (0:12.21) | | |
| 5 | 1 | FERNAO Bailey Wheeler | 9 | 64.6 | 0:11.63 | 2:07.41 [5] | 1:50.34 [8] | 1:38.16 [8] | 1:25.82 [7] | 1:13.26 [7] | 1:00.50 [7] | 0:47.87 [7] | 0:35.86 | +10 |
| | | | | Overall | 400m | (0:17.07) | (0:12.18) | (0:12.34) | (0:12.56) | (0:12.76) | (0:12.63) | (0:12.01) | | |
| 6 | 12 | FARWEST Angela Jones | 12 | 62.2 | 0:11.71 | 2:07.55 [6] | 1:50.21 [10] | 1:38.20 [9] | 1:25.62 [10] | 1:13.05 [10] | 1:00.28 [10] | 0:47.63 [10] | 0:35.67 | +1 |
| | | | | 400m | 400m | (0:17.34) | (0:12.01) | (0:12.58) | (0:12.57) | (0:12.77) | (0:12.65) | (0:11.96) | | |
| 7 | 6 | GRECIAN LASS Boris Thornton | 2 | 63.7 | 0:11.77 | 2:07.58 [7] | 1:51.17 [2] | 1:39.36 [2] | 1:26.87 [2] | 1:14.20 [2] | 1:01.39 [2] | 0:48.80 [2] | 0:36.71 | +2 |
| | | | | Overall | 600m | (0:16.41) | (0:11.81) | (0:12.49) | (0:12.67) | (0:12.81) | (0:12.59) | (0:12.09) | | |
| 8 | 7 | HURACANEVO Michael Rodd | 14 | 63.6 | 0:11.77 | 2:07.81 [8] | 1:50.65 [9] | 1:38.27 [10] | 1:25.89 [9] | 1:13.41 [9] | 1:00.70 [9] | 0:47.97 [9] | 0:36.20 | +11 |
| | | | | 800m | 800m | (0:17.16) | (0:12.38) | (0:12.38) | (0:12.48) | (0:12.71) | (0:12.73) | (0:11.77) | | |
| 9 | 13 | DELORME Micheal Hellyer | 13 | 64.9 | 0:11.63 | 2:07.92 [9] | 1:50.25 [11] | 1:38.12 [11] | 1:25.72 [11] | 1:13.23 [11] | 1:00.40 [11] | 0:47.72 [11] | 0:36.06 | +4 |
| | | | | 800m | 600m | (0:17.67) | (0:12.13) | (0:12.40) | (0:12.49) | (0:12.83) | (0:12.68) | (0:11.66) | | |
| 10 | 14 | SIENNA'S AWARD Brooke Ainsworth | 4 | 63.3 | 0:11.87 | 2:08.05 [10] | 1:51.43 [4] | 1:39.56 [4] | 1:27.14 [3] | 1:14.49 [4] | 1:01.74 [4] | 0:49.16 [4] | 0:36.95 | +11 |
| | | | | Overall | 1800m | (0:16.62) | (0:11.87) | (0:12.42) | (0:12.65) | (0:12.75) | (0:12.58) | (0:12.21) | | |

Scratched: Yangari (#9), Bak Da Man (#3), Simply Refuse (#11)

[] Ranking at each section and finish
 -:-:- No data available at this section
 NA No data available

SCN Saddle cloth number
 DNF Did not finish
 DNT Did not track



Doomben QLD Professional

Race 6: EVA AIR BENCHMARK 68 Handicap - 2040m

07 August 2024 - 15:30



BRISBANE
RACING CLUB

Track Rating: Soft 5, Weather: Overcast, Rail Position: +7m Entire

| Section | Overall | 1800m | 1600m | 1400m | 1200m | 1000m | 800m | Last 600m | | | | | | |
|-------------|----------------------|----------------------|----------------------|----------------------|----------------------|------------------------|----------------------|-------------|-------------|-------------|-------------|-------------|---------|----|
| Field Times | 2:06.58 (0:16.34) | 1:50.24 (0:11.74) | 1:38.50 (0:12.42) | 1:26.08 (0:12.59) | 1:13.49 (0:12.80) | 1:00.69 (0:12.62) | 0:48.07 (0:12.21) | 0:35.86 | | | | | | |
| Rank | TAB | Horse/Jockey | Barrier | Top Speed [km/h] | Fastest Section | Distance Travelled [m] | | | | | | | | |
| 11 | 8 | SNATCH | 7 | 64.2 | 0:11.99 | 2:09.00 [11] | 1:51.94 [7] | 1:39.91 [7] | 1:27.39 [8] | 1:14.77 [8] | 1:02.00 [8] | 0:49.37 [8] | 0:37.27 | -3 |
| | | Samantha Collett | | Overall | 600m | (0:17.06) | (0:12.03) | (0:12.52) | (0:12.62) | (0:12.77) | (0:12.63) | (0:12.10) | | |

Scratched: Yangari (#9), Bak Da Man (#3), Simply Refuse (#11)

[] Ranking at each section and finish
 -:-:- No data available at this section
 NA No data available

SCN Saddle cloth number
 DNF Did not finish
 DNT Did not track



Doomben QLD Professional

Race 6: EVA AIR BENCHMARK 68 Handicap - 2040m



BRISBANE
RACING CLUB

07 August 2024 - 15:30

Track Rating: Soft 5, Weather: Overcast, Rail Position: +7m Entire

| Section | | | | 600m | 400m | 200m | | | Last 600m | |
|-------------|---------------------------------------|---------|------------------|-------------------------|---------------------------|---------------------------|---------------------------|------------------------|-----------|-----|
| Field Times | | | | 0:35.86 (0:11.82) | 0:24.04 (0:11.71) | 0:12.33 (0:12.33) | | | 0:35.86 | |
| Rank | TAB Horse/Jockey | Barrier | Top Speed [km/h] | Fastest Section | Margin | | | Distance Travelled [m] | | |
| 1 | 5 YET HE MOVES Ryan Maloney | 1 | 64.2 | 0:11.44 Overall 400m | 0:35.51 [3] (0:11.74) | 0:23.77 [3] (0:11.44) | 0:12.33 [1] (0:12.33) | 2:06.58 | 0:35.51 | |
| 2 | 10 SAVILEO Kyle Wilson-Taylor | 6 | 63.2 | 400m 400m | 0:35.72 [6] (0:11.85) | 0:23.87 [5] (0:11.61) | 0:12.26 [4] (0:12.26) | 2.06L | 0:35.72 | +0 |
| 3 | 4 SECURITY ADVISOR Melea Castle | 5 | 64.4 | Overall 400m | 0:35.91 [5] (0:11.83) | 0:24.08 [4] (0:11.82) | 0:12.26 [5] (0:12.26) | 3.12L | 0:35.91 | +0 |
| 4 | 2 GRINZINGER KNIGHT Emily Lang | 8 | 66.7 | Overall 1800m | 0:36.63 [1] (0:11.82) | 0:24.81 [1] (0:11.99) | 0:12.82 [3] (0:12.82) | 4.51L | 0:36.63 | -2 |
| 5 | 1 FERNAO Bailey Wheeler | 9 | 64.6 | Overall 400m | 0:35.86 [7] (0:11.82) | 0:24.04 [7] (0:11.63) | 0:12.41 [6] (0:12.41) | 4.9L | 0:35.86 | +10 |
| 6 | 12 FARWEST Angela Jones | 12 | 62.2 | 400m 400m | 0:35.67 [11] (0:11.97) | 0:23.70 [11] (0:11.71) | 0:11.99 [10] (0:11.99) | 5.71L | 0:35.67 | +1 |
| 7 | 6 GRECIAN LASS Boris Thornton | 2 | 63.7 | Overall 600m | 0:36.71 [2] (0:11.77) | 0:24.94 [2] (0:11.88) | 0:13.06 [2] (0:13.06) | 5.9L | 0:36.71 | +2 |
| 8 | 7 HURACANEVO Michael Rodd | 14 | 63.6 | 800m 800m | 0:36.20 [8] (0:11.84) | 0:24.36 [8] (0:11.79) | 0:12.57 [8] (0:12.57) | 7.26L | 0:36.20 | +11 |
| 9 | 13 DELORME Micheal Hellyer | 13 | 64.9 | 800m 600m | 0:36.06 [10] (0:11.63) | 0:24.43 [9] (0:11.99) | 0:12.44 [9] (0:12.44) | 7.88L | 0:36.06 | +4 |
| 10 | 14 SIENNA'S AWARD Brooke Ainsworth | 4 | 63.3 | Overall 1800m | 0:36.95 [4] (0:12.13) | 0:24.82 [6] (0:11.98) | 0:12.84 [7] (0:12.84) | 8.65L | 0:36.95 | +11 |

Scratched: Yangari (#9), Bak Da Man (#3), Simply Refuse (#11)

[] Ranking at each section and finish
 -:-:- No data available at this section
 NA No data available

SCN Saddle cloth number
 DNF Did not finish
 DNT Did not track



Doomben QLD Professional
Race 6: EVA AIR BENCHMARK 68 Handicap - 2040m
07 August 2024 - 15:30



Track Rating: Soft 5, Weather: Overcast, Rail Position: +7m Entire

| Section | | 600m | 400m | 200m | | | | Last 600m | | |
|-------------|------------------|----------------------|----------------------|----------------------|-------------|--------------|------------------------|-----------|---------|----|
| Field Times | | 0:35.86 (0:11.82) | 0:24.04 (0:11.71) | 0:12.33 (0:12.33) | | | | 0:35.86 | | |
| Rank | TAB Horse/Jockey | Barrier | Top Speed [km/h] | Fastest Section | Margin | | Distance Travelled [m] | | | |
| 11 | 8 SNATCH | 7 | 64.2 | 0:11.99 | 0:37.27 [9] | 0:25.28 [10] | 0:12.91 [11] | 14.26L | 0:37.27 | -3 |
| | Samantha Collett | | Overall | 600m | (0:11.99) | (0:12.37) | (0:12.91) | | | |

Scratched: Yangari (#9), Bak Da Man (#3), Simply Refuse (#11)

[] Ranking at each section and finish
 -:-:- No data available at this section
 NA No data available

SCN Saddle cloth number
 DNF Did not finish
 DNT Did not track



| | |
|--------------------------------|----------------|
| Horse/Jockey Name | Yet He Moves |
| Final Rank | 1 |
| Fastest Section Time (Section) | 0:11.44 (400m) |
| Top Speed [km/h] (Section) | 64.2 (Overall) |
| Race State | Finished |



Doomben QLD Professional

Race 6: EVA AIR BENCHMARK 68 Handicap - 2040m

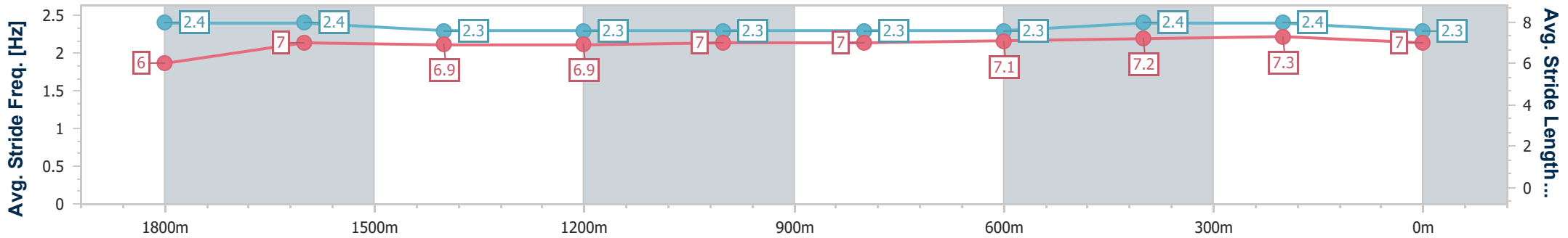
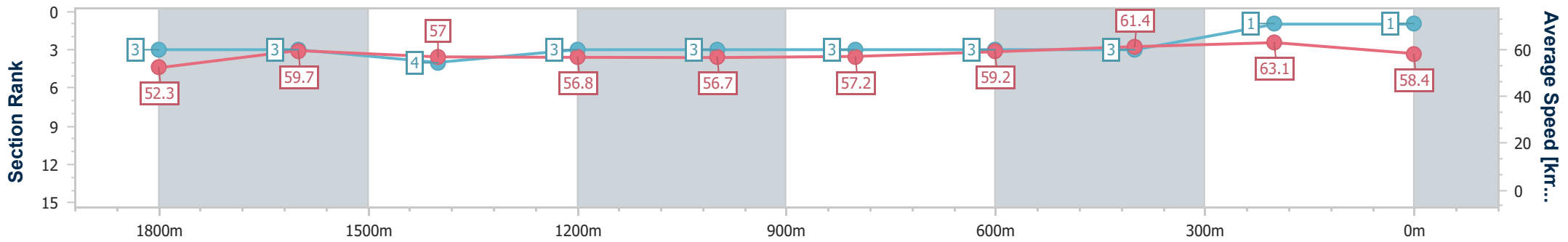
07 August 2024 - 15:30

Track Rating: Soft 5, Weather: Overcast, Rail Position: +7m Entire



BRISBANE RACING CLUB

| Section | Overall | 1800m | 1600m | 1400m | 1200m | 1000m | 800m | 600m | 400m | 200m |
|------------------------|--------------------------|--------------------------|--------------------------|--------------------------|--------------------------|--------------------------|--------------------------|--------------------------|--------------------------|--------------------------|
| Section Times | 2:06.58 [1] (0:16.52) | 1:50.06 [3] (0:11.89) | 1:38.17 [3] (0:12.52) | 1:25.65 [4] (0:12.60) | 1:13.05 [3] (0:12.70) | 1:00.35 [3] (0:12.64) | 0:47.71 [3] (0:12.20) | 0:35.51 [3] (0:11.74) | 0:23.77 [3] (0:11.44) | 0:12.33 [1] (0:12.33) |
| Average Speed [km/h] | 52.3 | 59.7 | 57.0 | 56.8 | 56.7 | 57.2 | 59.2 | 61.4 | 63.1 | 58.4 |
| Top Speed [km/h] | 64.2 | 63.3 | 58.4 | 57.7 | 57.8 | 57.9 | 61.6 | 62.8 | 64.1 | 62.0 |
| Avg. Dist. to Rail [m] | 1.2 | 2.4 | 1.8 | 0.9 | 0.2 | 0.6 | 0.6 | 0.7 | 1.4 | 2.3 |
| Avg. Stride Freq. [Hz] | 2.4 | 2.4 | 2.3 | 2.3 | 2.3 | 2.3 | 2.3 | 2.4 | 2.4 | 2.3 |
| Avg. Stride Length [m] | 6.0 | 7.0 | 6.9 | 6.9 | 7.0 | 7.0 | 7.1 | 7.2 | 7.3 | 7.0 |



- [] Ranking at each section and finish
- .-.- No data available at this section
- NA No data available



| | |
|--------------------------------|----------------|
| Horse/Jockey Name | Savileo |
| Final Rank | 2 |
| Fastest Section Time (Section) | 0:11.61 (400m) |
| Top Speed [km/h] (Section) | 63.2 (400m) |
| Race State | Finished |



Doomben QLD Professional

Race 6: EVA AIR BENCHMARK 68 Handicap - 2040m

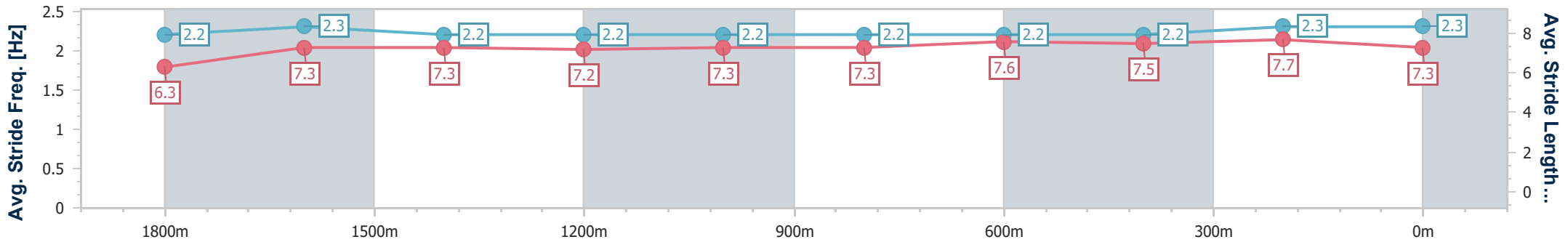
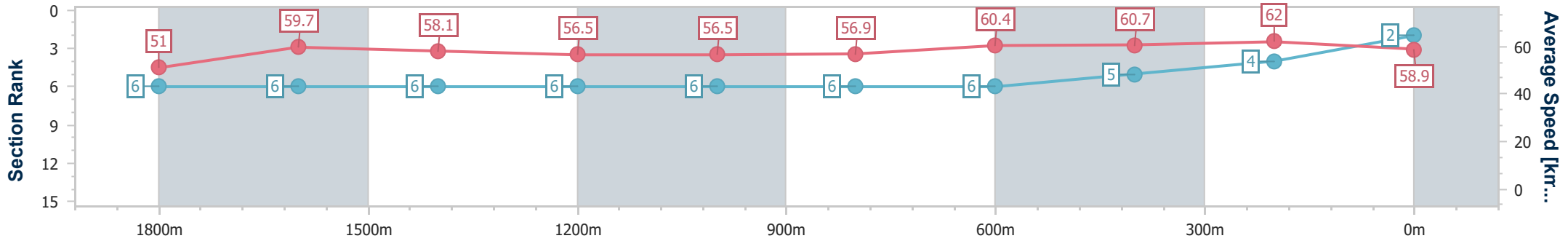
07 August 2024 - 15:30

Track Rating: Soft 5, Weather: Overcast, Rail Position: +7m Entire



BRISBANE RACING CLUB

| Section | Overall | 1800m | 1600m | 1400m | 1200m | 1000m | 800m | 600m | 400m | 200m |
|------------------------|--------------------------|--------------------------|--------------------------|--------------------------|--------------------------|--------------------------|--------------------------|--------------------------|--------------------------|--------------------------|
| Section Times | 2:06.93 [2] (0:16.96) | 1:49.97 [6] (0:11.96) | 1:38.01 [6] (0:12.30) | 1:25.71 [6] (0:12.62) | 1:13.09 [6] (0:12.79) | 1:00.30 [6] (0:12.62) | 0:47.68 [6] (0:11.96) | 0:35.72 [6] (0:11.85) | 0:23.87 [5] (0:11.61) | 0:12.26 [4] (0:12.26) |
| Average Speed [km/h] | 51.0 | 59.7 | 58.1 | 56.5 | 56.5 | 56.9 | 60.4 | 60.7 | 62.0 | 58.9 |
| Top Speed [km/h] | 61.9 | 61.2 | 59.0 | 57.6 | 57.1 | 59.4 | 61.9 | 62.0 | 63.2 | 61.2 |
| Avg. Dist. to Rail [m] | 2.9 | 1.6 | 1.5 | 1.2 | 0.9 | 0.7 | 0.3 | 0.3 | 1.7 | 3.3 |
| Avg. Stride Freq. [Hz] | 2.2 | 2.3 | 2.2 | 2.2 | 2.2 | 2.2 | 2.2 | 2.2 | 2.3 | 2.3 |
| Avg. Stride Length [m] | 6.3 | 7.3 | 7.3 | 7.2 | 7.3 | 7.3 | 7.6 | 7.5 | 7.7 | 7.3 |



- [] Ranking at each section and finish
- .-.- No data available at this section
- NA No data available



| | |
|--------------------------------|------------------|
| Horse/Jockey Name | Security Advisor |
| Final Rank | 3 |
| Fastest Section Time (Section) | 0:11.82 (400m) |
| Top Speed [km/h] (Section) | 64.4 (Overall) |
| Race State | Finished |



Doomben QLD Professional

Race 6: EVA AIR BENCHMARK 68 Handicap - 2040m

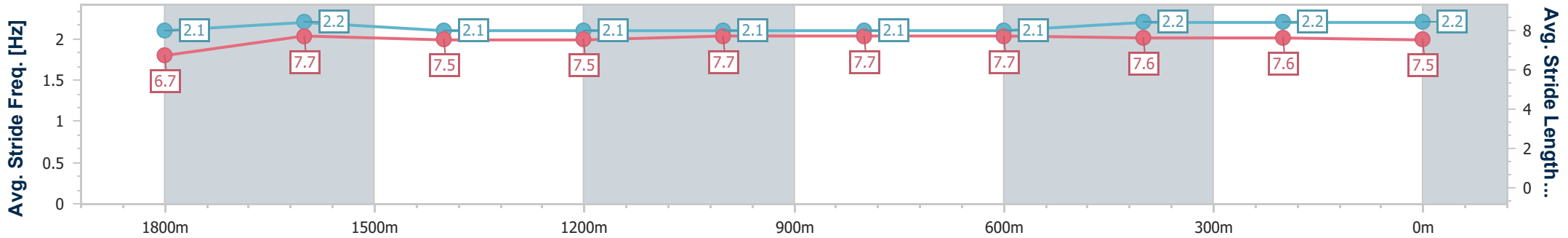
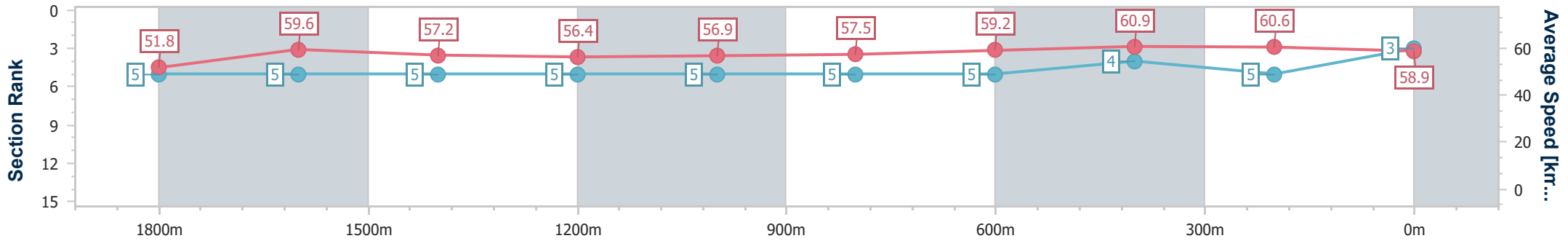
07 August 2024 - 15:30

Track Rating: Soft 5, Weather: Overcast, Rail Position: +7m Entire



BRISBANE RACING CLUB

| Section | Overall | 1800m | 1600m | 1400m | 1200m | 1000m | 800m | 600m | 400m | 200m |
|------------------------|--------------------------|--------------------------|--------------------------|--------------------------|--------------------------|--------------------------|--------------------------|--------------------------|--------------------------|--------------------------|
| Section Times | 2:07.11 [3] (0:16.71) | 1:50.40 [5] (0:11.95) | 1:38.45 [5] (0:12.50) | 1:25.95 [5] (0:12.63) | 1:13.32 [5] (0:12.68) | 1:00.64 [5] (0:12.55) | 0:48.09 [5] (0:12.18) | 0:35.91 [5] (0:11.83) | 0:24.08 [4] (0:11.82) | 0:12.26 [5] (0:12.26) |
| Average Speed [km/h] | 51.8 | 59.6 | 57.2 | 56.4 | 56.9 | 57.5 | 59.2 | 60.9 | 60.6 | 58.9 |
| Top Speed [km/h] | 64.4 | 64.0 | 57.7 | 57.3 | 57.3 | 59.8 | 61.1 | 61.4 | 61.5 | 60.6 |
| Avg. Dist. to Rail [m] | 1.8 | 1.4 | 1.6 | 1.3 | 0.2 | 0.2 | 0.7 | 0.5 | 1.2 | 0.9 |
| Avg. Stride Freq. [Hz] | 2.1 | 2.2 | 2.1 | 2.1 | 2.1 | 2.1 | 2.1 | 2.2 | 2.2 | 2.2 |
| Avg. Stride Length [m] | 6.7 | 7.7 | 7.5 | 7.5 | 7.7 | 7.7 | 7.7 | 7.6 | 7.6 | 7.5 |



- [] Ranking at each section and finish
- .-.- No data available at this section
- NA No data available



| | |
|--------------------------------|-------------------|
| Horse/Jockey Name | Grinzinger Knight |
| Final Rank | 4 |
| Fastest Section Time (Section) | 0:11.74 (1800m) |
| Top Speed [km/h] (Section) | 66.7 (Overall) |
| Race State | Finished |



Doomben QLD Professional

Race 6: EVA AIR BENCHMARK 68 Handicap - 2040m

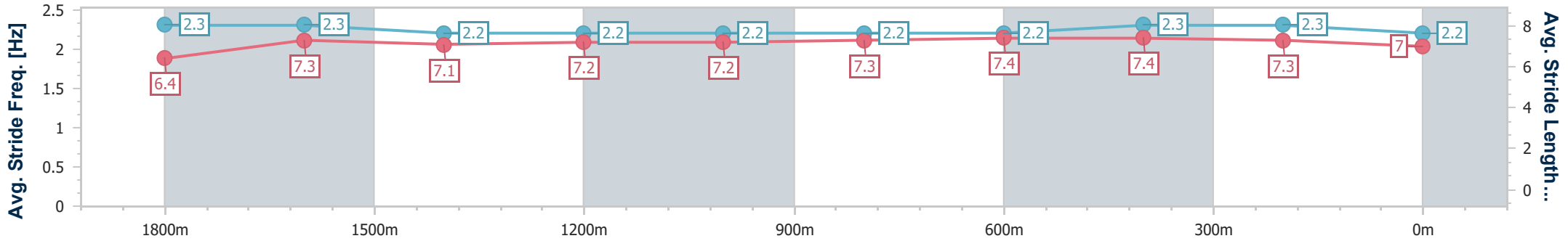
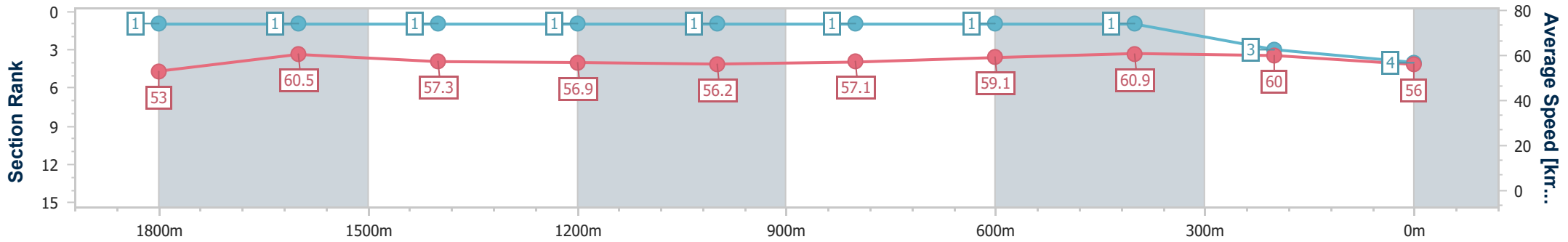
07 August 2024 - 15:30

Track Rating: Soft 5, Weather: Overcast, Rail Position: +7m Entire



BRISBANE RACING CLUB

| Section | Overall | 1800m | 1600m | 1400m | 1200m | 1000m | 800m | 600m | 400m | 200m |
|------------------------|--------------------------|--------------------------|--------------------------|--------------------------|--------------------------|--------------------------|--------------------------|--------------------------|--------------------------|--------------------------|
| Section Times | 2:07.35 [4] (0:16.34) | 1:51.01 [1] (0:11.74) | 1:39.27 [1] (0:12.42) | 1:26.85 [1] (0:12.59) | 1:14.26 [1] (0:12.80) | 1:01.46 [1] (0:12.62) | 0:48.84 [1] (0:12.21) | 0:36.63 [1] (0:11.82) | 0:24.81 [1] (0:11.99) | 0:12.82 [3] (0:12.82) |
| Average Speed [km/h] | 53.0 | 60.5 | 57.3 | 56.9 | 56.2 | 57.1 | 59.1 | 60.9 | 60.0 | 56.0 |
| Top Speed [km/h] | 66.7 | 65.9 | 59.0 | 58.1 | 56.9 | 58.3 | 60.3 | 61.2 | 60.9 | 58.1 |
| Avg. Dist. to Rail [m] | 4.4 | 2.2 | 2.3 | 1.0 | 0.2 | 0.5 | 0.6 | 0.4 | 1.0 | 1.0 |
| Avg. Stride Freq. [Hz] | 2.3 | 2.3 | 2.2 | 2.2 | 2.2 | 2.2 | 2.2 | 2.3 | 2.3 | 2.2 |
| Avg. Stride Length [m] | 6.4 | 7.3 | 7.1 | 7.2 | 7.2 | 7.3 | 7.4 | 7.4 | 7.3 | 7.0 |



- [] Ranking at each section and finish
- .-.- No data available at this section
- NA No data available



| | |
|--------------------------------|----------------|
| Horse/Jockey Name | Fernao |
| Final Rank | 5 |
| Fastest Section Time (Section) | 0:11.63 (400m) |
| Top Speed [km/h] (Section) | 64.6 (Overall) |
| Race State | Finished |



Doomben QLD Professional

Race 6: EVA AIR BENCHMARK 68 Handicap - 2040m

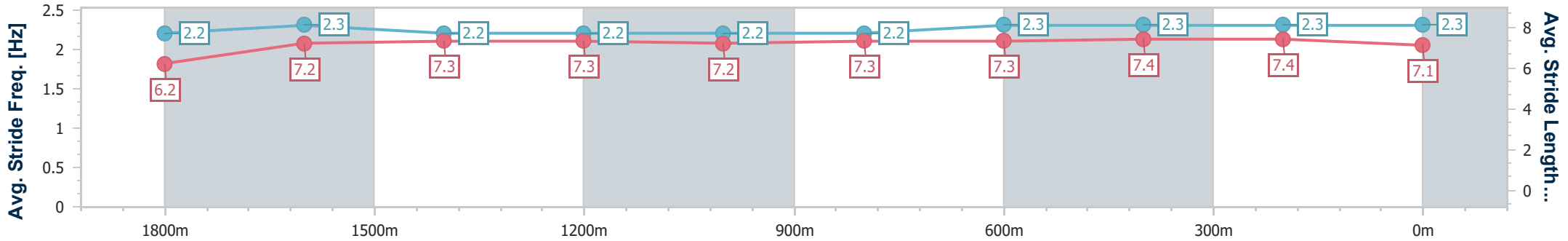
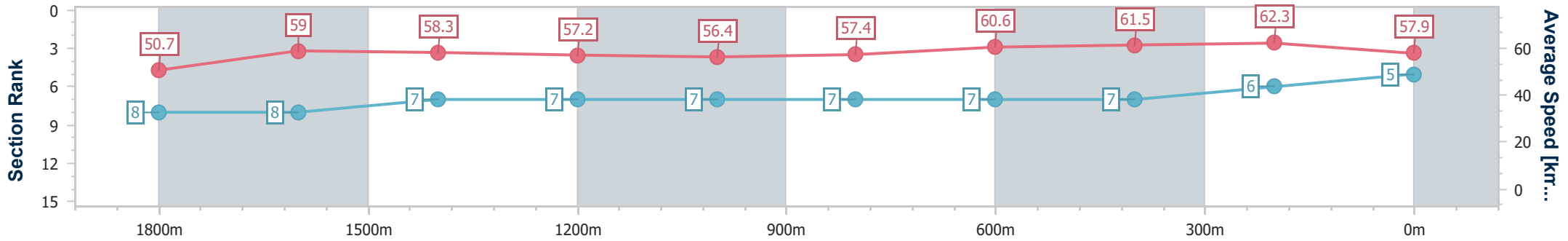
07 August 2024 - 15:30

Track Rating: Soft 5, Weather: Overcast, Rail Position: +7m Entire



BRISBANE RACING CLUB

| Section | Overall | 1800m | 1600m | 1400m | 1200m | 1000m | 800m | 600m | 400m | 200m |
|------------------------|--------------------------|--------------------------|--------------------------|--------------------------|--------------------------|--------------------------|--------------------------|--------------------------|--------------------------|--------------------------|
| Section Times | 2:07.41 [5] (0:17.07) | 1:50.34 [8] (0:12.18) | 1:38.16 [8] (0:12.34) | 1:25.82 [7] (0:12.56) | 1:13.26 [7] (0:12.76) | 1:00.50 [7] (0:12.63) | 0:47.87 [7] (0:12.01) | 0:35.86 [7] (0:11.82) | 0:24.04 [7] (0:11.63) | 0:12.41 [6] (0:12.41) |
| Average Speed [km/h] | 50.7 | 59.0 | 58.3 | 57.2 | 56.4 | 57.4 | 60.6 | 61.5 | 62.3 | 57.9 |
| Top Speed [km/h] | 64.6 | 62.0 | 58.5 | 58.6 | 56.6 | 59.9 | 62.2 | 62.6 | 63.1 | 62.1 |
| Avg. Dist. to Rail [m] | 3.4 | 0.3 | 0.5 | 0.3 | 1.1 | 1.5 | 2.1 | 2.1 | 3.5 | 5.5 |
| Avg. Stride Freq. [Hz] | 2.2 | 2.3 | 2.2 | 2.2 | 2.2 | 2.2 | 2.3 | 2.3 | 2.3 | 2.3 |
| Avg. Stride Length [m] | 6.2 | 7.2 | 7.3 | 7.3 | 7.2 | 7.3 | 7.3 | 7.4 | 7.4 | 7.1 |



- [] Ranking at each section and finish
- .-.- No data available at this section
- NA No data available



| | |
|--------------------------------|----------------|
| Horse/Jockey Name | Farwest |
| Final Rank | 6 |
| Fastest Section Time (Section) | 0:11.71 (400m) |
| Top Speed [km/h] (Section) | 62.2 (400m) |
| Race State | Finished |



Doomben QLD Professional

Race 6: EVA AIR BENCHMARK 68 Handicap - 2040m

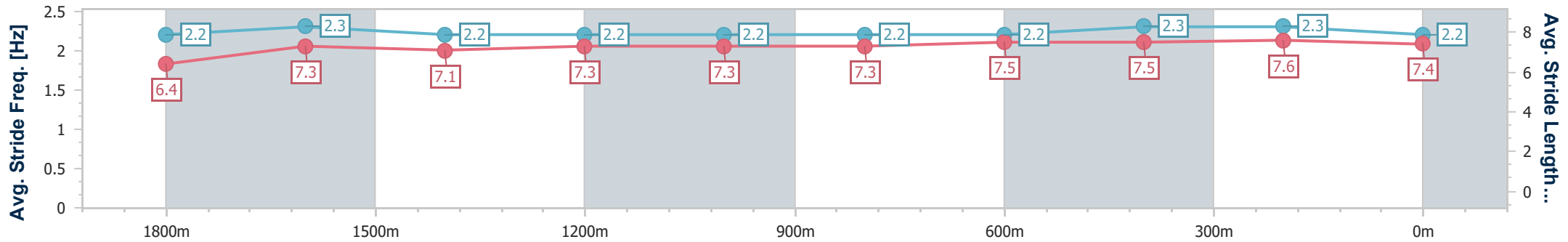
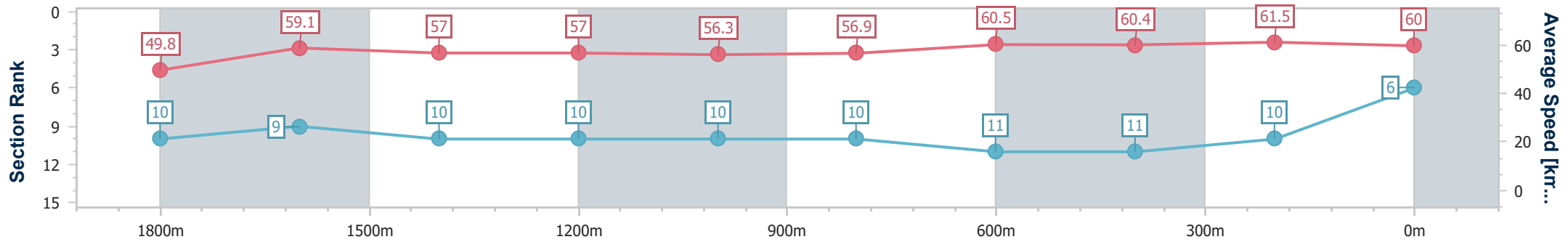
07 August 2024 - 15:30

Track Rating: Soft 5, Weather: Overcast, Rail Position: +7m Entire



BRISBANE RACING CLUB

| Section | Overall | 1800m | 1600m | 1400m | 1200m | 1000m | 800m | 600m | 400m | 200m |
|------------------------|--------------------------|---------------------------|--------------------------|---------------------------|---------------------------|---------------------------|---------------------------|---------------------------|---------------------------|---------------------------|
| Section Times | 2:07.55 [6] (0:17.34) | 1:50.21 [10] (0:12.01) | 1:38.20 [9] (0:12.58) | 1:25.62 [10] (0:12.57) | 1:13.05 [10] (0:12.77) | 1:00.28 [10] (0:12.65) | 0:47.63 [10] (0:11.96) | 0:35.67 [11] (0:11.97) | 0:23.70 [11] (0:11.71) | 0:11.99 [10] (0:11.99) |
| Average Speed [km/h] | 49.8 | 59.1 | 57.0 | 57.0 | 56.3 | 56.9 | 60.5 | 60.4 | 61.5 | 60.0 |
| Top Speed [km/h] | 61.2 | 61.2 | 57.9 | 58.1 | 56.9 | 59.3 | 61.4 | 61.8 | 62.2 | 61.9 |
| Avg. Dist. to Rail [m] | 4.4 | 1.9 | 1.3 | 0.7 | 0.4 | 0.2 | 0.7 | 0.6 | 1.6 | 3.6 |
| Avg. Stride Freq. [Hz] | 2.2 | 2.3 | 2.2 | 2.2 | 2.2 | 2.2 | 2.2 | 2.3 | 2.3 | 2.2 |
| Avg. Stride Length [m] | 6.4 | 7.3 | 7.1 | 7.3 | 7.3 | 7.3 | 7.5 | 7.5 | 7.6 | 7.4 |



- [] Ranking at each section and finish
- .-.- No data available at this section
- NA No data available



| | |
|--------------------------------|----------------|
| Horse/Jockey Name | Grecian Lass |
| Final Rank | 7 |
| Fastest Section Time (Section) | 0:11.77 (600m) |
| Top Speed [km/h] (Section) | 63.7 (Overall) |
| Race State | Finished |



Doomben QLD Professional

Race 6: EVA AIR BENCHMARK 68 Handicap - 2040m

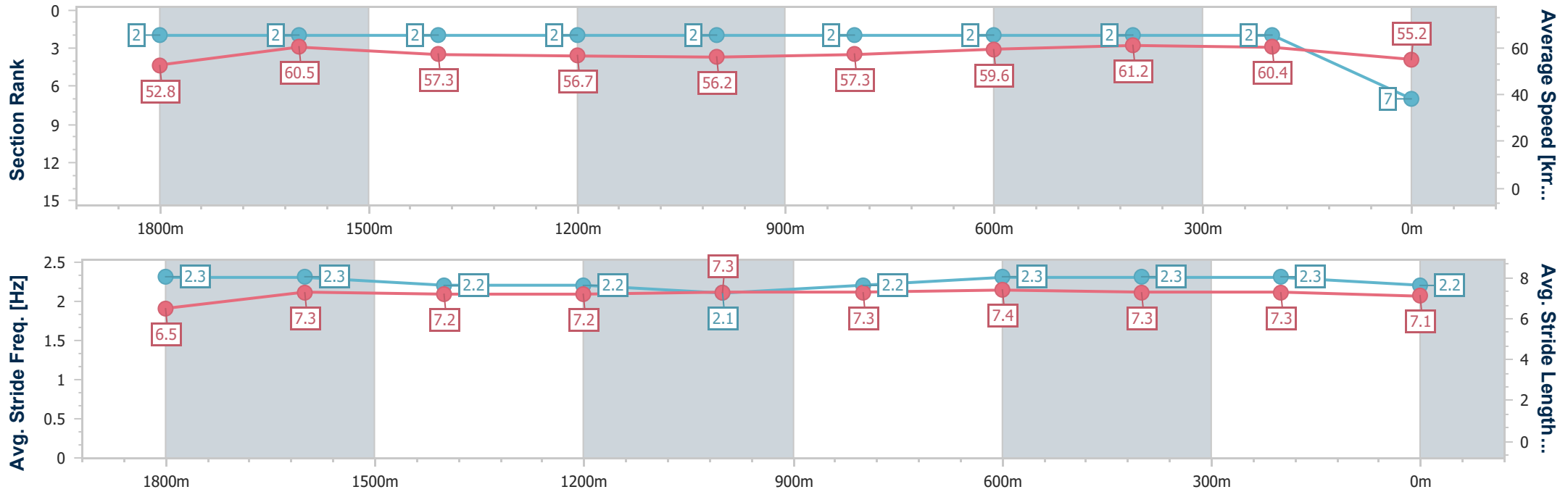
07 August 2024 - 15:30

Track Rating: Soft 5, Weather: Overcast, Rail Position: +7m Entire



BRISBANE RACING CLUB

| Section | Overall | 1800m | 1600m | 1400m | 1200m | 1000m | 800m | 600m | 400m | 200m |
|------------------------|--------------------------|--------------------------|--------------------------|--------------------------|--------------------------|--------------------------|--------------------------|--------------------------|--------------------------|--------------------------|
| Section Times | 2:07.58 [7] (0:16.41) | 1:51.17 [2] (0:11.81) | 1:39.36 [2] (0:12.49) | 1:26.87 [2] (0:12.67) | 1:14.20 [2] (0:12.81) | 1:01.39 [2] (0:12.59) | 0:48.80 [2] (0:12.09) | 0:36.71 [2] (0:11.77) | 0:24.94 [2] (0:11.88) | 0:13.06 [2] (0:13.06) |
| Average Speed [km/h] | 52.8 | 60.5 | 57.3 | 56.7 | 56.2 | 57.3 | 59.6 | 61.2 | 60.4 | 55.2 |
| Top Speed [km/h] | 63.7 | 63.1 | 59.0 | 57.5 | 57.3 | 58.7 | 60.9 | 62.4 | 61.9 | 58.4 |
| Avg. Dist. to Rail [m] | 0.8 | 0.9 | 0.7 | 0.6 | 0.5 | 0.9 | 0.2 | 0.4 | 0.6 | 2.4 |
| Avg. Stride Freq. [Hz] | 2.3 | 2.3 | 2.2 | 2.2 | 2.1 | 2.2 | 2.3 | 2.3 | 2.3 | 2.2 |
| Avg. Stride Length [m] | 6.5 | 7.3 | 7.2 | 7.2 | 7.3 | 7.3 | 7.4 | 7.3 | 7.3 | 7.1 |



- [] Ranking at each section and finish
- .-.- No data available at this section
- NA No data available



| | |
|--------------------------------|----------------|
| Horse/Jockey Name | Huracanevo |
| Final Rank | 8 |
| Fastest Section Time (Section) | 0:11.77 (800m) |
| Top Speed [km/h] (Section) | 63.6 (800m) |
| Race State | Finished |



Doomben QLD Professional

Race 6: EVA AIR BENCHMARK 68 Handicap - 2040m

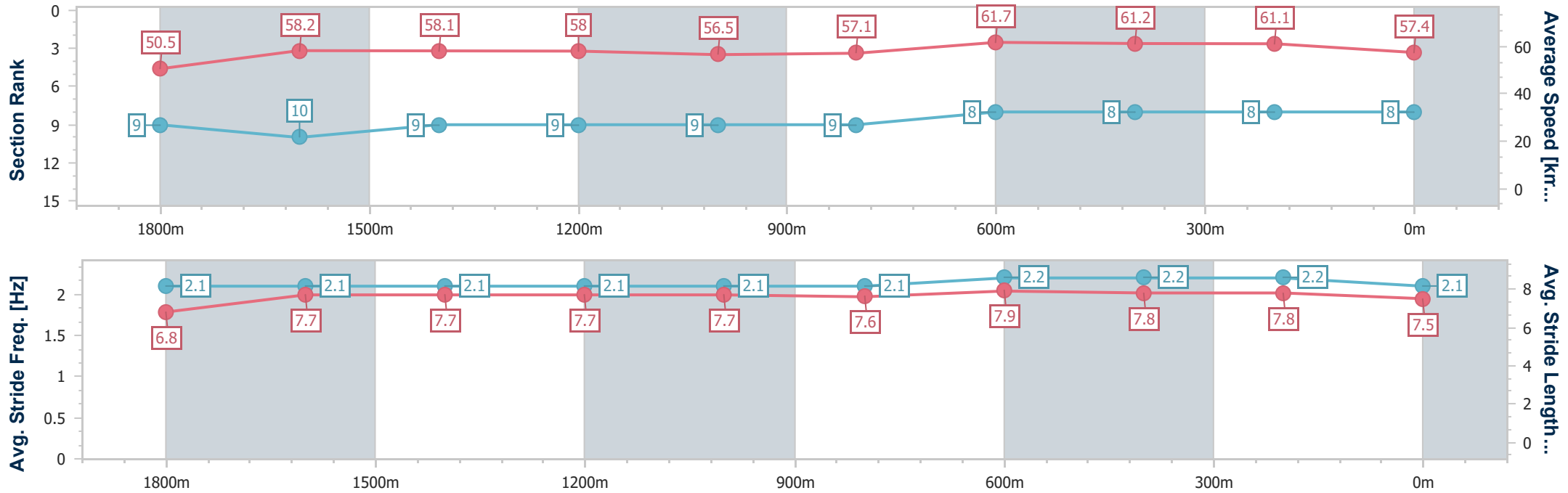
07 August 2024 - 15:30

Track Rating: Soft 5, Weather: Overcast, Rail Position: +7m Entire



BRISBANE RACING CLUB

| Section | Overall | 1800m | 1600m | 1400m | 1200m | 1000m | 800m | 600m | 400m | 200m |
|------------------------|--------------------------|--------------------------|---------------------------|--------------------------|--------------------------|--------------------------|--------------------------|--------------------------|--------------------------|--------------------------|
| Section Times | 2:07.81 [8] (0:17.16) | 1:50.65 [9] (0:12.38) | 1:38.27 [10] (0:12.38) | 1:25.89 [9] (0:12.48) | 1:13.41 [9] (0:12.71) | 1:00.70 [9] (0:12.73) | 0:47.97 [9] (0:11.77) | 0:36.20 [8] (0:11.84) | 0:24.36 [8] (0:11.79) | 0:12.57 [8] (0:12.57) |
| Average Speed [km/h] | 50.5 | 58.2 | 58.1 | 58.0 | 56.5 | 57.1 | 61.7 | 61.2 | 61.1 | 57.4 |
| Top Speed [km/h] | 62.8 | 60.8 | 59.0 | 59.1 | 58.2 | 59.7 | 63.6 | 62.9 | 61.9 | 59.9 |
| Avg. Dist. to Rail [m] | 5.5 | 0.9 | 0.7 | 0.6 | 1.7 | 2.4 | 2.2 | 1.1 | 0.4 | 0.5 |
| Avg. Stride Freq. [Hz] | 2.1 | 2.1 | 2.1 | 2.1 | 2.1 | 2.1 | 2.2 | 2.2 | 2.2 | 2.1 |
| Avg. Stride Length [m] | 6.8 | 7.7 | 7.7 | 7.7 | 7.7 | 7.6 | 7.9 | 7.8 | 7.8 | 7.5 |



- [] Ranking at each section and finish
- .-.- No data available at this section
- NA No data available



| | |
|--------------------------------|----------------|
| Horse/Jockey Name | Delorme |
| Final Rank | 9 |
| Fastest Section Time (Section) | 0:11.63 (600m) |
| Top Speed [km/h] (Section) | 64.9 (800m) |
| Race State | Finished |



Doomben QLD Professional

Race 6: EVA AIR BENCHMARK 68 Handicap - 2040m

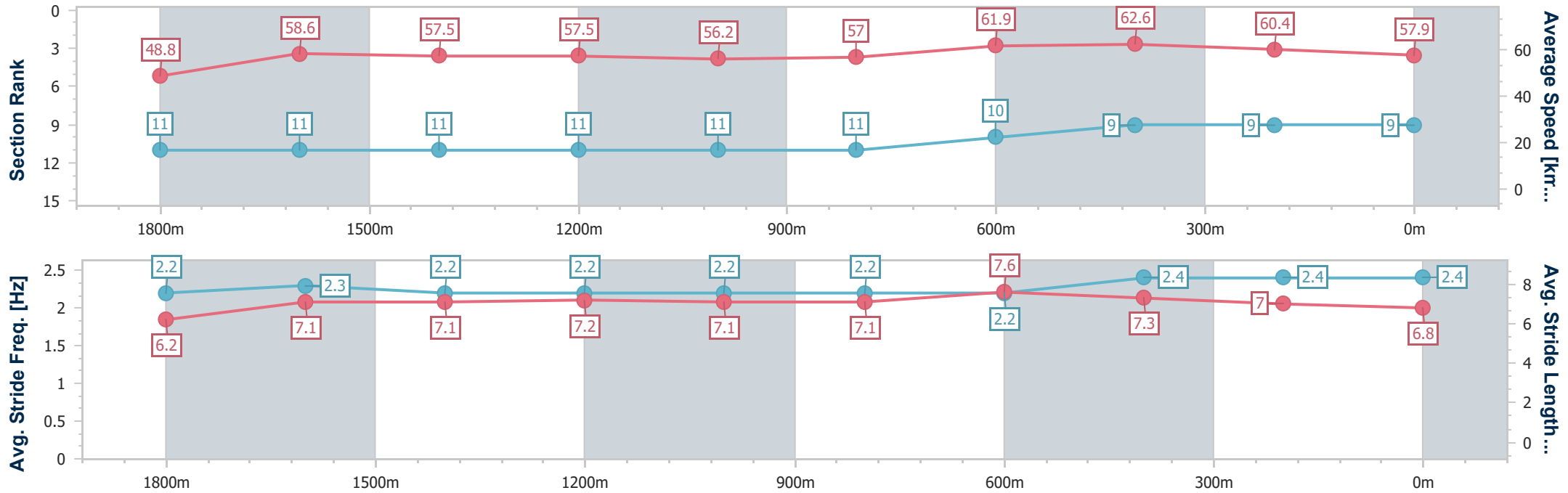
07 August 2024 - 15:30

Track Rating: Soft 5, Weather: Overcast, Rail Position: +7m Entire



BRISBANE RACING CLUB

| Section | Overall | 1800m | 1600m | 1400m | 1200m | 1000m | 800m | 600m | 400m | 200m |
|------------------------|--------------------------|---------------------------|---------------------------|---------------------------|---------------------------|---------------------------|---------------------------|---------------------------|--------------------------|--------------------------|
| Section Times | 2:07.92 [9] (0:17.67) | 1:50.25 [11] (0:12.13) | 1:38.12 [11] (0:12.40) | 1:25.72 [11] (0:12.49) | 1:13.23 [11] (0:12.83) | 1:00.40 [11] (0:12.68) | 0:47.72 [11] (0:11.66) | 0:36.06 [10] (0:11.63) | 0:24.43 [9] (0:11.99) | 0:12.44 [9] (0:12.44) |
| Average Speed [km/h] | 48.8 | 58.6 | 57.5 | 57.5 | 56.2 | 57.0 | 61.9 | 62.6 | 60.4 | 57.9 |
| Top Speed [km/h] | 61.8 | 60.4 | 58.4 | 59.5 | 57.0 | 58.0 | 64.9 | 64.1 | 61.4 | 60.7 |
| Avg. Dist. to Rail [m] | 4.8 | 1.9 | 2.2 | 0.8 | 1.7 | 1.6 | 1.0 | 1.8 | 3.7 | 6.8 |
| Avg. Stride Freq. [Hz] | 2.2 | 2.3 | 2.2 | 2.2 | 2.2 | 2.2 | 2.2 | 2.4 | 2.4 | 2.4 |
| Avg. Stride Length [m] | 6.2 | 7.1 | 7.1 | 7.2 | 7.1 | 7.1 | 7.6 | 7.3 | 7.0 | 6.8 |



- [] Ranking at each section and finish
- .-.- No data available at this section
- NA No data available



| | |
|--------------------------------|-----------------|
| Horse/Jockey Name | Sienna's Award |
| Final Rank | 10 |
| Fastest Section Time (Section) | 0:11.87 (1800m) |
| Top Speed [km/h] (Section) | 63.3 (Overall) |
| Race State | Finished |



Doomben QLD Professional

Race 6: EVA AIR BENCHMARK 68 Handicap - 2040m

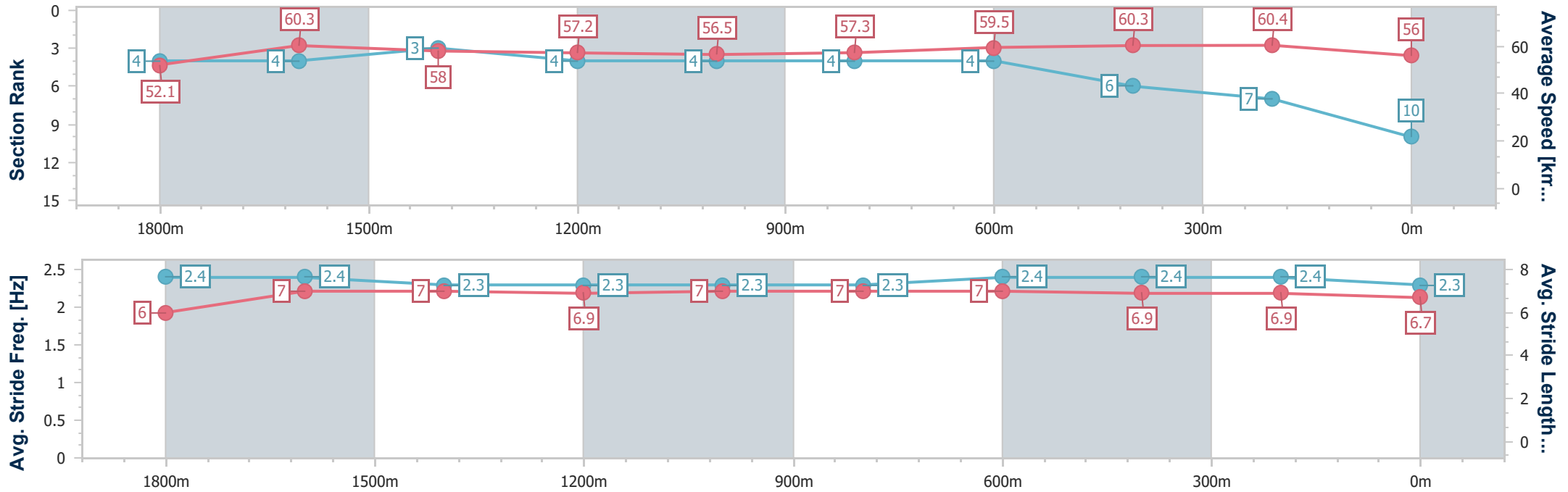
07 August 2024 - 15:30

Track Rating: Soft 5, Weather: Overcast, Rail Position: +7m Entire



BRISBANE RACING CLUB

| Section | Overall | 1800m | 1600m | 1400m | 1200m | 1000m | 800m | 600m | 400m | 200m |
|------------------------|---------------------------|--------------------------|--------------------------|--------------------------|--------------------------|--------------------------|--------------------------|--------------------------|--------------------------|--------------------------|
| Section Times | 2:08.05 [10] (0:16.62) | 1:51.43 [4] (0:11.87) | 1:39.56 [4] (0:12.42) | 1:27.14 [3] (0:12.65) | 1:14.49 [4] (0:12.75) | 1:01.74 [4] (0:12.58) | 0:49.16 [4] (0:12.21) | 0:36.95 [4] (0:12.13) | 0:24.82 [6] (0:11.98) | 0:12.84 [7] (0:12.84) |
| Average Speed [km/h] | 52.1 | 60.3 | 58.0 | 57.2 | 56.5 | 57.3 | 59.5 | 60.3 | 60.4 | 56.0 |
| Top Speed [km/h] | 63.3 | 63.0 | 59.2 | 58.1 | 57.1 | 60.3 | 61.4 | 61.2 | 61.9 | 58.2 |
| Avg. Dist. to Rail [m] | 2.0 | 0.5 | 0.8 | 0.3 | 1.3 | 1.5 | 1.8 | 2.6 | 3.2 | 5.5 |
| Avg. Stride Freq. [Hz] | 2.4 | 2.4 | 2.3 | 2.3 | 2.3 | 2.3 | 2.4 | 2.4 | 2.4 | 2.3 |
| Avg. Stride Length [m] | 6.0 | 7.0 | 7.0 | 6.9 | 7.0 | 7.0 | 7.0 | 6.9 | 6.9 | 6.7 |



- [] Ranking at each section and finish
- .-.- No data available at this section
- NA No data available



| | |
|--------------------------------|----------------|
| Horse/Jockey Name | Snatch |
| Final Rank | 11 |
| Fastest Section Time (Section) | 0:11.99 (600m) |
| Top Speed [km/h] (Section) | 64.2 (Overall) |
| Race State | Finished |



Doomben QLD Professional

Race 6: EVA AIR BENCHMARK 68 Handicap - 2040m

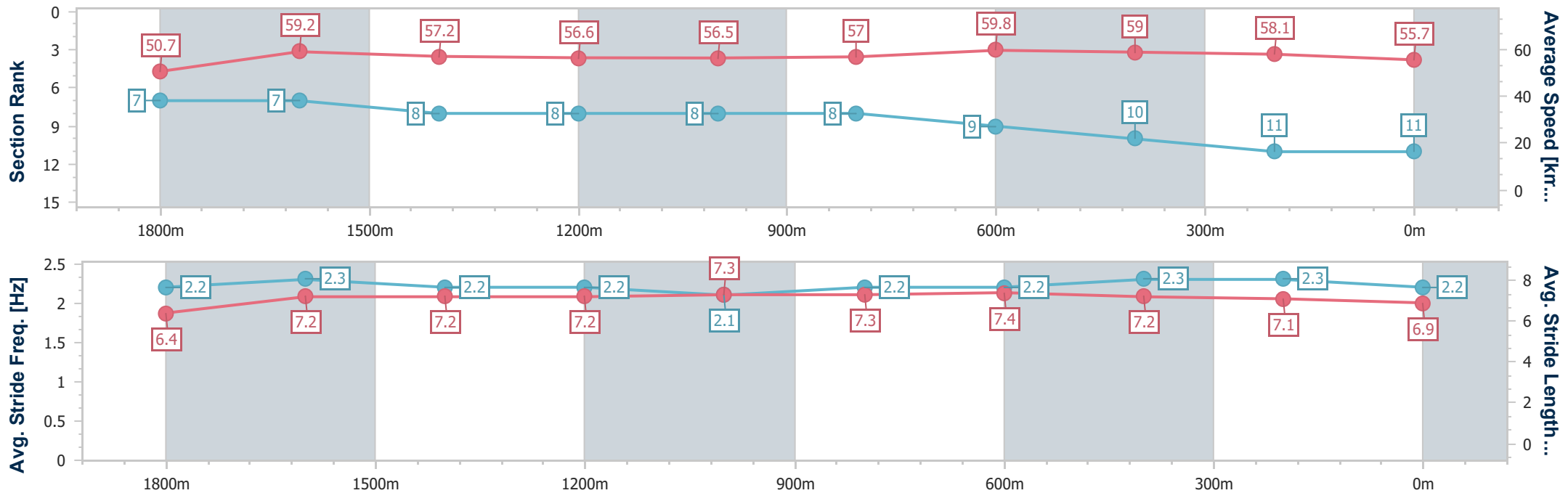
07 August 2024 - 15:30

Track Rating: Soft 5, Weather: Overcast, Rail Position: +7m Entire



BRISBANE RACING CLUB

| Section | Overall | 1800m | 1600m | 1400m | 1200m | 1000m | 800m | 600m | 400m | 200m |
|------------------------|---------------------------|--------------------------|--------------------------|--------------------------|--------------------------|--------------------------|--------------------------|--------------------------|---------------------------|---------------------------|
| Section Times | 2:09.00 [11] (0:17.06) | 1:51.94 [7] (0:12.03) | 1:39.91 [7] (0:12.52) | 1:27.39 [8] (0:12.62) | 1:14.77 [8] (0:12.77) | 1:02.00 [8] (0:12.63) | 0:49.37 [8] (0:12.10) | 0:37.27 [9] (0:11.99) | 0:25.28 [10] (0:12.37) | 0:12.91 [11] (0:12.91) |
| Average Speed [km/h] | 50.7 | 59.2 | 57.2 | 56.6 | 56.5 | 57.0 | 59.8 | 59.0 | 58.1 | 55.7 |
| Top Speed [km/h] | 64.2 | 64.1 | 58.4 | 58.7 | 57.1 | 59.9 | 61.0 | 61.4 | 58.5 | 57.4 |
| Avg. Dist. to Rail [m] | 2.9 | 1.0 | 1.6 | 1.0 | 0.7 | 1.5 | 0.9 | 2.5 | 1.0 | 0.6 |
| Avg. Stride Freq. [Hz] | 2.2 | 2.3 | 2.2 | 2.2 | 2.1 | 2.2 | 2.2 | 2.3 | 2.3 | 2.2 |
| Avg. Stride Length [m] | 6.4 | 7.2 | 7.2 | 7.2 | 7.3 | 7.3 | 7.4 | 7.2 | 7.1 | 6.9 |



- [] Ranking at each section and finish
- .-.- No data available at this section
- NA No data available



Doomben QLD Professional

Race 7: U&U RECRUITMENT Class 1 Handicap - 1200m

07 August 2024 - 16:04



BRISBANE
RACING CLUB

Track Rating: Soft 5, Weather: Overcast, Rail Position: +7m Entire

| Section | | Field Times | | | | | | | | | | Last 600m | |
|---------|--|----------------------|----------------------|----------------------|---------------------------|---------------------------|---------------------------|---------------------------|---------------------------|---------------------------|---------|-----------|------------------------|
| Section | Field Times | Overall | 1000m | 800m | 600m | 400m | 200m | | | | | | Last 600m |
| | | 1:10.86 (0:13.21) | 0:57.65 (0:10.69) | 0:46.96 (0:11.49) | 0:35.47 (0:11.69) | 0:23.78 (0:11.51) | 0:12.27 (0:12.27) | | | | | | 0:35.47 |
| Rank | TAB Horse/Jockey | Barrier | Top Speed [km/h] | Fastest Section | | | | | | | | Margin | Distance Travelled [m] |
| 1 | 5 MYSTIC MAC Melea Castle | 1 | 69.7 1000m | 0:10.74 1000m | 1:10.86 [1] (0:13.41) | 0:57.45 [5] (0:10.74) | 0:46.71 [5] (0:11.42) | 0:35.29 [5] (0:11.67) | 0:23.62 [5] (0:11.47) | 0:12.15 [3] (0:12.15) | 1:10.86 | 0:35.29 | |
| 2 | 7 ANTONITO Angela Jones | 9 | 70.7 1000m | 0:10.65 1000m | 1:10.87 [2] (0:13.25) | 0:57.62 [2] (0:10.65) | 0:46.97 [1] (0:11.54) | 0:35.43 [2] (0:11.70) | 0:23.73 [3] (0:11.47) | 0:12.26 [2] (0:12.26) | 0.01L | 0:35.43 | +1 |
| 3 | 11 GURU CLASS Emily Lang | 15 | 70.1 1000m | 0:10.79 1000m | 1:10.87 [3] (0:13.21) | 0:57.66 [1] (0:10.79) | 0:46.87 [2] (0:11.39) | 0:35.48 [1] (0:11.69) | 0:23.79 [1] (0:11.51) | 0:12.28 [1] (0:12.28) | 0.06L | 0:35.48 | +2 |
| 4 | 10 HARRY THE HORSE Kyle Wilson-Taylor | 3 | 68.7 Overall | 0:10.93 1000m | 1:10.97 [4] (0:13.47) | 0:57.50 [7] (0:10.93) | 0:46.57 [7] (0:11.54) | 0:35.03 [7] (0:11.59) | 0:23.44 [7] (0:11.35) | 0:12.09 [5] (0:12.09) | 0.64L | 0:35.03 | +8 |
| 5 | 2 CALIFORNIAN Michael Rodd | 7 | 68.4 Overall | 0:10.97 1000m | 1:11.00 [5] (0:13.60) | 0:57.40 [8] (0:10.97) | 0:46.43 [8] (0:11.53) | 0:34.90 [8] (0:11.64) | 0:23.26 [9] (0:11.32) | 0:11.94 [8] (0:11.94) | 0.78L | 0:34.90 | +9 |
| 6 | 8 LUMENS LENNY James Orman | 2 | 68.5 Overall | 0:10.79 1000m | 1:11.13 [6] (0:13.33) | 0:57.80 [4] (0:10.79) | 0:47.01 [4] (0:11.41) | 0:35.60 [3] (0:11.70) | 0:23.90 [4] (0:11.75) | 0:12.15 [6] (0:12.15) | 1.56L | 0:35.60 | +8 |
| 7 | 6 VOLCANIC LOVE Anthony Allen | 12 | 67.5 1000m | 0:10.90 1000m | 1:11.13 [7] (0:13.97) | 0:57.16 [11] (0:10.90) | 0:46.26 [10] (0:11.50) | 0:34.76 [11] (0:11.46) | 0:23.30 [10] (0:11.33) | 0:11.97 [10] (0:11.97) | 1.58L | 0:34.76 | +5 |
| 8 | 16 DAINTREE DREAMING Micheal Hellyer | 5 | 67.7 1000m | 0:10.91 1000m | 1:11.22 [8] (0:13.71) | 0:57.51 [9] (0:10.91) | 0:46.60 [9] (0:11.56) | 0:35.04 [9] (0:11.46) | 0:23.58 [8] (0:11.39) | 0:12.19 [7] (0:12.19) | 2.1L | 0:35.04 | -1 |
| 9 | 14 DUCHESS BREE Karl Zechner | 11 | 66.8 1000m | 0:10.94 1000m | 1:11.39 [9] (0:13.95) | 0:57.44 [10] (0:10.94) | 0:46.50 [11] (0:11.44) | 0:35.06 [10] (0:11.52) | 0:23.54 [11] (0:11.25) | 0:12.29 [9] (0:12.29) | 3.09L | 0:35.06 | +3 |
| 10 | 1 BEAUTANTES Bailey Wheeler | 4 | 70.8 1000m | 0:10.81 1000m | 1:11.69 [10] (0:13.29) | 0:58.40 [3] (0:10.81) | 0:47.59 [3] (0:11.45) | 0:36.14 [4] (0:11.58) | 0:24.56 [2] (0:11.60) | 0:12.96 [4] (0:12.96) | 4.88L | 0:36.14 | +12 |

Scratched: Miss Emma (#9), Immortality (#4), Elle Of A Belle (#12), Gaelic Thunder (#15), Cluedo (#13)

Report Created: Wed 7 August 2024 16:56 GMT+1 (Note: Timing is based on position data)

Page 1/13

[] Ranking at each section and finish
 -:-:- No data available at this section
 NA No data available

SCN Saddle cloth number
 DNF Did not finish
 DNT Did not track

data processed by TRIPLES DATA



Doomben QLD Professional

Race 7: U&U RECRUITMENT Class 1 Handicap - 1200m

07 August 2024 - 16:04



BRISBANE
RACING CLUB

Track Rating: Soft 5, Weather: Overcast, Rail Position: +7m Entire

| Section | Overall | 1000m | 800m | 600m | 400m | 200m | Last 600m |
|-------------|----------------------|----------------------|----------------------|----------------------|----------------------|----------------------|-----------|
| Field Times | 1:10.86 (0:13.21) | 0:57.65 (0:10.69) | 0:46.96 (0:11.49) | 0:35.47 (0:11.69) | 0:23.78 (0:11.51) | 0:12.27 (0:12.27) | 0:35.47 |

| Rank | TAB | Horse/Jockey | Barrier | Top Speed [km/h] | Fastest Section | Margin | Distance Travelled [m] |
|------|-----|---------------|---------|------------------|-----------------|--------|------------------------|
| 11 | 3 | DANCE WIZZARD | 16 | 69.6 | 0:10.91 | 9.34L | +11 |
| | | Ryan Maloney | | 1000m | 1000m | | |

Scratched: Miss Emma (#9), Immortality (#4), Elle Of A Belle (#12), Gaelic Thunder (#15), Cluedo (#13)

[] Ranking at each section and finish
 -:-:- No data available at this section
 NA No data available

SCN Saddle cloth number
 DNF Did not finish
 DNT Did not track



| | |
|--------------------------------|-----------------|
| Horse/Jockey Name | Mystic Mac |
| Final Rank | 1 |
| Fastest Section Time (Section) | 0:10.74 (1000m) |
| Top Speed [km/h] (Section) | 69.7 (1000m) |
| Race State | Finished |



Doomben QLD Professional

Race 7: U&U RECRUITMENT Class 1 Handicap - 1200m

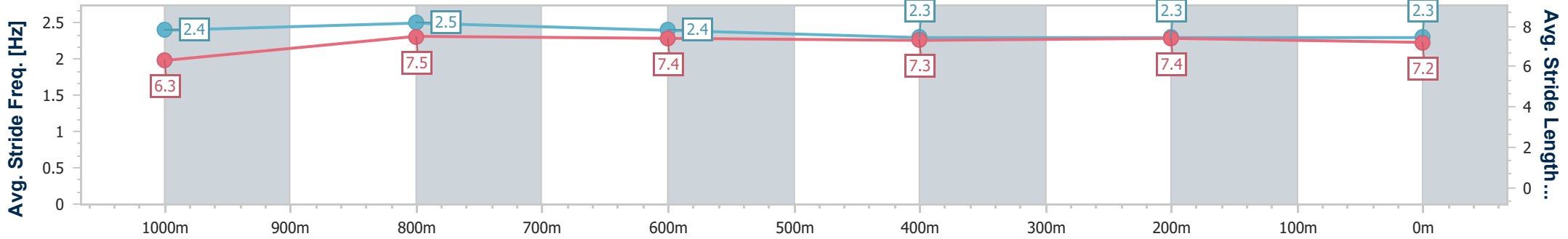
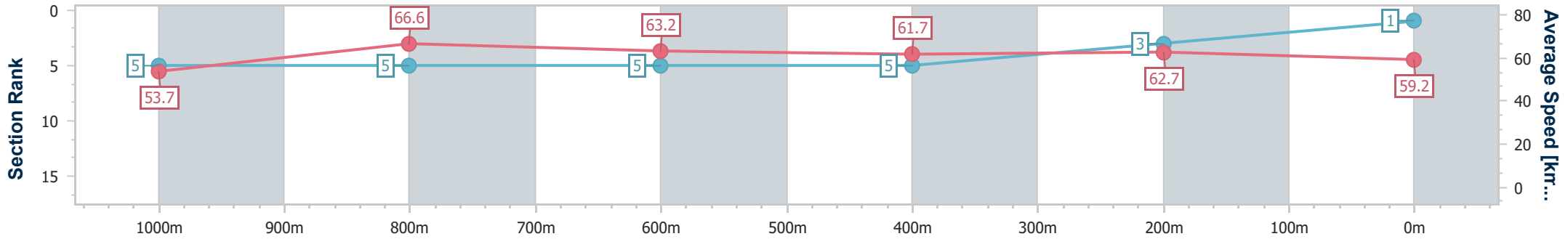
07 August 2024 - 16:04

Track Rating: Soft 5, Weather: Overcast, Rail Position: +7m Entire



BRISBANE RACING CLUB

| Section | Overall | 1000m | 800m | 600m | 400m | 200m |
|------------------------|--------------------------|--------------------------|--------------------------|--------------------------|--------------------------|--------------------------|
| Section Times | 1:10.86 [1] (0:13.41) | 0:57.45 [5] (0:10.74) | 0:46.71 [5] (0:11.42) | 0:35.29 [5] (0:11.67) | 0:23.62 [5] (0:11.47) | 0:12.15 [3] (0:12.15) |
| Average Speed [km/h] | 53.7 | 66.6 | 63.2 | 61.7 | 62.7 | 59.2 |
| Top Speed [km/h] | 68.9 | 69.7 | 65.5 | 63.0 | 64.4 | 62.0 |
| Avg. Dist. to Rail [m] | 1.1 | 1.2 | 0.3 | 0.4 | 0.8 | 1.0 |
| Avg. Stride Freq. [Hz] | 2.4 | 2.5 | 2.4 | 2.3 | 2.3 | 2.3 |
| Avg. Stride Length [m] | 6.3 | 7.5 | 7.4 | 7.3 | 7.4 | 7.2 |



- [] Ranking at each section and finish
- .-.- No data available at this section
- NA No data available



| | |
|--------------------------------|-----------------|
| Horse/Jockey Name | Antonito |
| Final Rank | 2 |
| Fastest Section Time (Section) | 0:10.65 (1000m) |
| Top Speed [km/h] (Section) | 70.7 (1000m) |
| Race State | Finished |



Doomben QLD Professional

Race 7: U&U RECRUITMENT Class 1 Handicap - 1200m

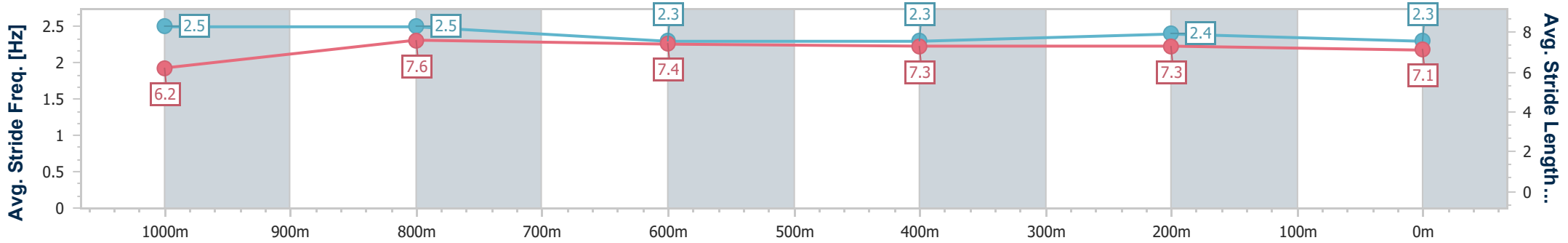
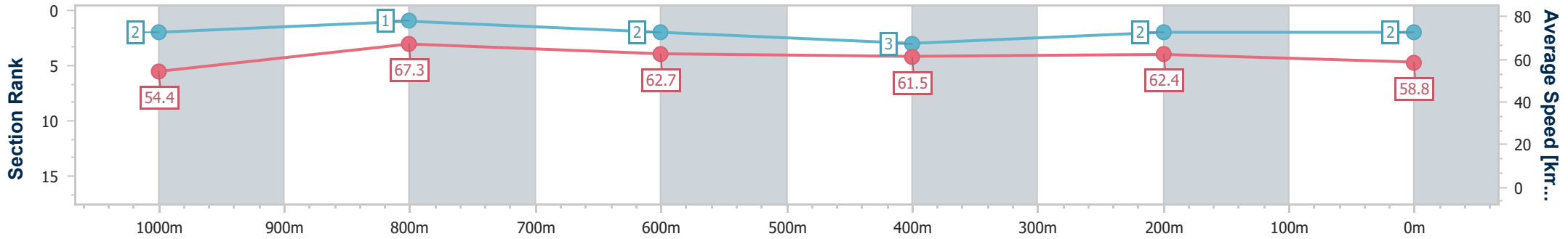
07 August 2024 - 16:04

Track Rating: Soft 5, Weather: Overcast, Rail Position: +7m Entire



BRISBANE RACING CLUB

| Section | Overall | 1000m | 800m | 600m | 400m | 200m |
|------------------------|--------------------------|--------------------------|--------------------------|--------------------------|--------------------------|--------------------------|
| Section Times | 1:10.87 [2] (0:13.25) | 0:57.62 [2] (0:10.65) | 0:46.97 [1] (0:11.54) | 0:35.43 [2] (0:11.70) | 0:23.73 [3] (0:11.47) | 0:12.26 [2] (0:12.26) |
| Average Speed [km/h] | 54.4 | 67.3 | 62.7 | 61.5 | 62.4 | 58.8 |
| Top Speed [km/h] | 69.1 | 70.7 | 64.4 | 63.4 | 63.4 | 61.3 |
| Avg. Dist. to Rail [m] | 6.4 | 1.5 | 1.2 | 1.2 | 1.1 | 1.6 |
| Avg. Stride Freq. [Hz] | 2.5 | 2.5 | 2.3 | 2.3 | 2.4 | 2.3 |
| Avg. Stride Length [m] | 6.2 | 7.6 | 7.4 | 7.3 | 7.3 | 7.1 |



- [] Ranking at each section and finish
- .-.- No data available at this section
- NA No data available



| | |
|--------------------------------|-----------------|
| Horse/Jockey Name | Guru Class |
| Final Rank | 3 |
| Fastest Section Time (Section) | 0:10.79 (1000m) |
| Top Speed [km/h] (Section) | 70.1 (1000m) |
| Race State | Finished |



Doomben QLD Professional

Race 7: U&U RECRUITMENT Class 1 Handicap - 1200m

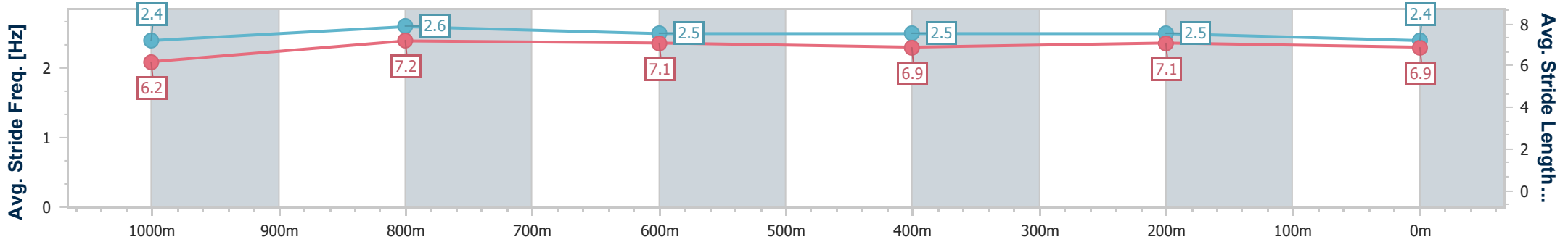
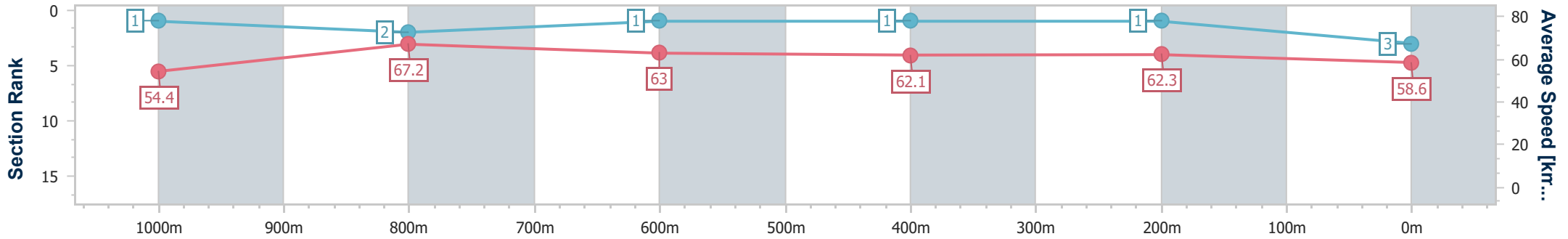
07 August 2024 - 16:04

Track Rating: Soft 5, Weather: Overcast, Rail Position: +7m Entire



BRISBANE RACING CLUB

| Section | Overall | 1000m | 800m | 600m | 400m | 200m |
|------------------------|--------------------------|--------------------------|--------------------------|--------------------------|--------------------------|--------------------------|
| Section Times | 1:10.87 [3] (0:13.21) | 0:57.66 [1] (0:10.79) | 0:46.87 [2] (0:11.39) | 0:35.48 [1] (0:11.69) | 0:23.79 [1] (0:11.51) | 0:12.28 [1] (0:12.28) |
| Average Speed [km/h] | 54.4 | 67.2 | 63.0 | 62.1 | 62.3 | 58.6 |
| Top Speed [km/h] | 70.0 | 70.1 | 64.7 | 63.1 | 64.6 | 62.1 |
| Avg. Dist. to Rail [m] | 7.5 | 2.4 | 0.6 | 1.8 | 1.0 | 0.5 |
| Avg. Stride Freq. [Hz] | 2.4 | 2.6 | 2.5 | 2.5 | 2.5 | 2.4 |
| Avg. Stride Length [m] | 6.2 | 7.2 | 7.1 | 6.9 | 7.1 | 6.9 |



- [] Ranking at each section and finish
- .-.- No data available at this section
- NA No data available



| | |
|--------------------------------|-----------------|
| Horse/Jockey Name | Harry The Horse |
| Final Rank | 4 |
| Fastest Section Time (Section) | 0:10.93 (1000m) |
| Top Speed [km/h] (Section) | 68.7 (Overall) |
| Race State | Finished |



Doomben QLD Professional

Race 7: U&U RECRUITMENT Class 1 Handicap - 1200m

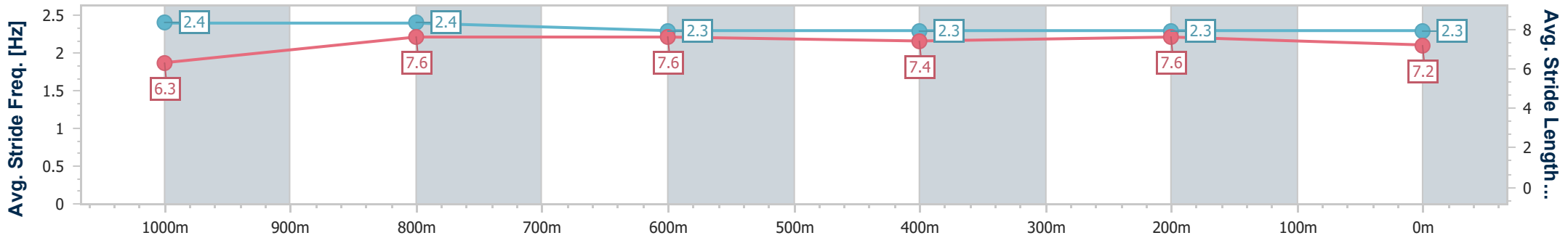
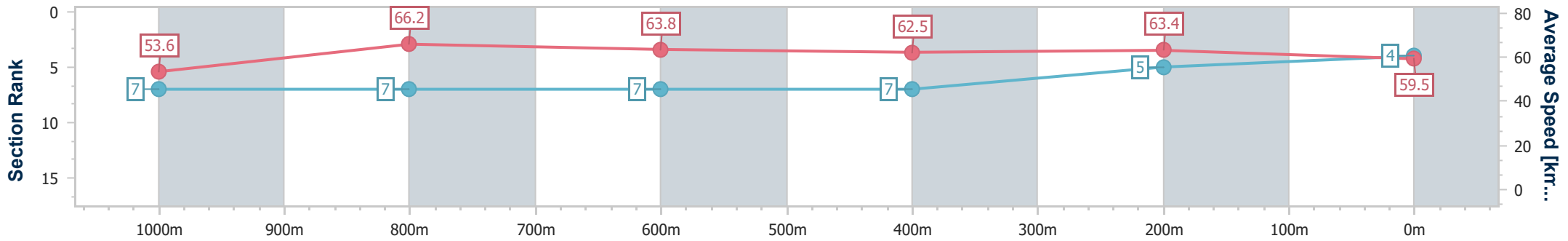
07 August 2024 - 16:04

Track Rating: Soft 5, Weather: Overcast, Rail Position: +7m Entire



BRISBANE RACING CLUB

| Section | Overall | 1000m | 800m | 600m | 400m | 200m |
|------------------------|--------------------------|--------------------------|--------------------------|--------------------------|--------------------------|--------------------------|
| Section Times | 1:10.97 [4] (0:13.47) | 0:57.50 [7] (0:10.93) | 0:46.57 [7] (0:11.54) | 0:35.03 [7] (0:11.59) | 0:23.44 [7] (0:11.35) | 0:12.09 [5] (0:12.09) |
| Average Speed [km/h] | 53.6 | 66.2 | 63.8 | 62.5 | 63.4 | 59.5 |
| Top Speed [km/h] | 68.7 | 68.7 | 64.3 | 64.3 | 64.6 | 62.5 |
| Avg. Dist. to Rail [m] | 3.5 | 2.8 | 3.7 | 1.6 | 2.3 | 3.6 |
| Avg. Stride Freq. [Hz] | 2.4 | 2.4 | 2.3 | 2.3 | 2.3 | 2.3 |
| Avg. Stride Length [m] | 6.3 | 7.6 | 7.6 | 7.4 | 7.6 | 7.2 |



- [] Ranking at each section and finish
- .-.- No data available at this section
- NA No data available



| | |
|--------------------------------|-----------------|
| Horse/Jockey Name | Californian |
| Final Rank | 5 |
| Fastest Section Time (Section) | 0:10.97 (1000m) |
| Top Speed [km/h] (Section) | 68.4 (Overall) |
| Race State | Finished |



Doomben QLD Professional

Race 7: U&U RECRUITMENT Class 1 Handicap - 1200m

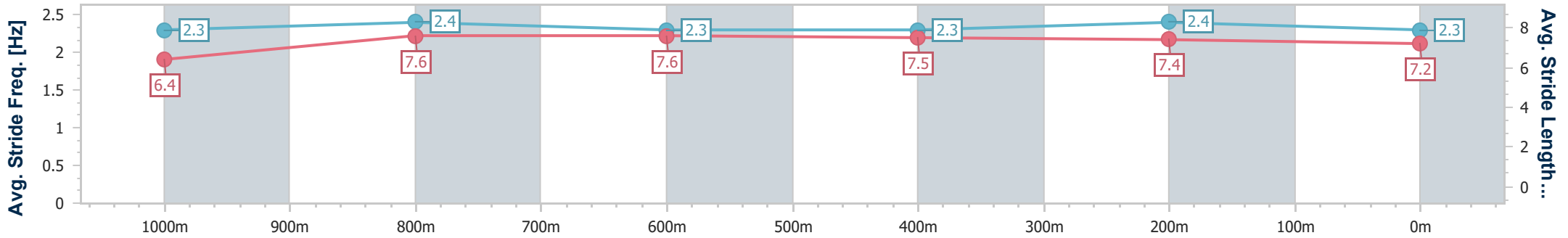
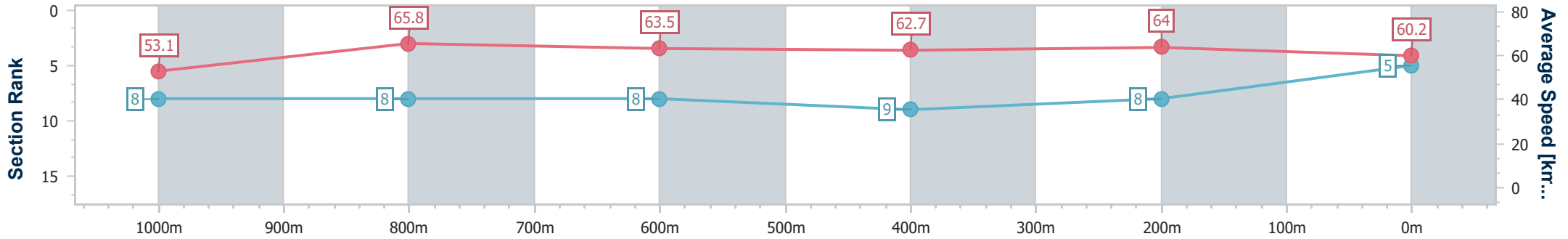
07 August 2024 - 16:04

Track Rating: Soft 5, Weather: Overcast, Rail Position: +7m Entire



BRISBANE RACING CLUB

| Section | Overall | 1000m | 800m | 600m | 400m | 200m |
|------------------------|--------------------------|--------------------------|--------------------------|--------------------------|--------------------------|--------------------------|
| Section Times | 1:11.00 [5] (0:13.60) | 0:57.40 [8] (0:10.97) | 0:46.43 [8] (0:11.53) | 0:34.90 [8] (0:11.64) | 0:23.26 [9] (0:11.32) | 0:11.94 [8] (0:11.94) |
| Average Speed [km/h] | 53.1 | 65.8 | 63.5 | 62.7 | 64.0 | 60.2 |
| Top Speed [km/h] | 68.4 | 68.3 | 65.0 | 64.5 | 65.0 | 63.5 |
| Avg. Dist. to Rail [m] | 5.2 | 1.4 | 3.4 | 2.7 | 2.9 | 5.4 |
| Avg. Stride Freq. [Hz] | 2.3 | 2.4 | 2.3 | 2.3 | 2.4 | 2.3 |
| Avg. Stride Length [m] | 6.4 | 7.6 | 7.6 | 7.5 | 7.4 | 7.2 |



- [] Ranking at each section and finish
- .-.- No data available at this section
- NA No data available



| | |
|--------------------------------|-----------------|
| Horse/Jockey Name | Lumens Lenny |
| Final Rank | 6 |
| Fastest Section Time (Section) | 0:10.79 (1000m) |
| Top Speed [km/h] (Section) | 68.5 (Overall) |
| Race State | Finished |



Doomben QLD Professional

Race 7: U&U RECRUITMENT Class 1 Handicap - 1200m

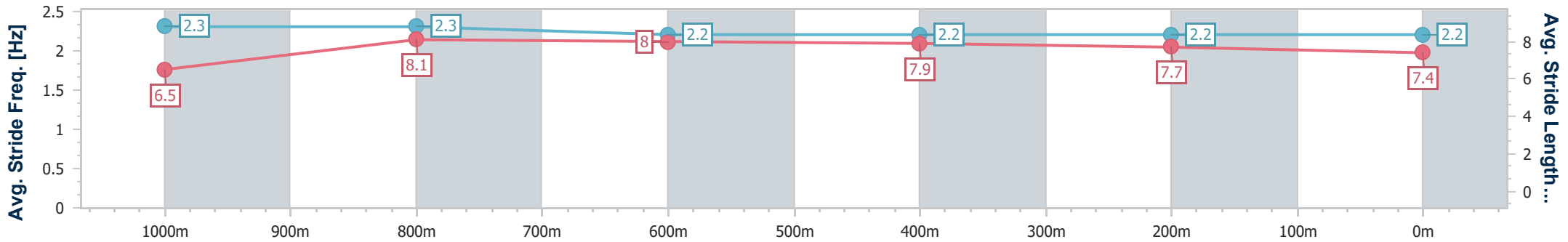
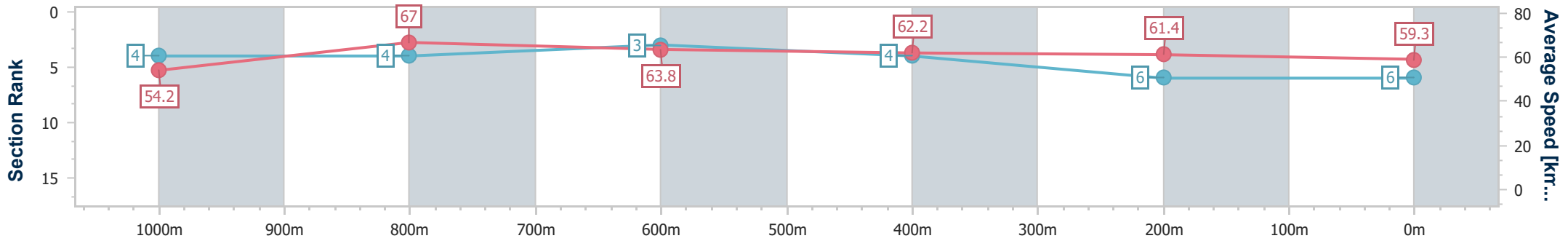
07 August 2024 - 16:04

Track Rating: Soft 5, Weather: Overcast, Rail Position: +7m Entire



BRISBANE RACING CLUB

| Section | Overall | 1000m | 800m | 600m | 400m | 200m |
|------------------------|--------------------------|--------------------------|--------------------------|--------------------------|--------------------------|--------------------------|
| Section Times | 1:11.13 [6] (0:13.33) | 0:57.80 [4] (0:10.79) | 0:47.01 [4] (0:11.41) | 0:35.60 [3] (0:11.70) | 0:23.90 [4] (0:11.75) | 0:12.15 [6] (0:12.15) |
| Average Speed [km/h] | 54.2 | 67.0 | 63.8 | 62.2 | 61.4 | 59.3 |
| Top Speed [km/h] | 68.5 | 68.2 | 65.8 | 63.4 | 63.0 | 64.4 |
| Avg. Dist. to Rail [m] | 2.4 | 2.0 | 2.3 | 2.0 | 1.1 | 1.5 |
| Avg. Stride Freq. [Hz] | 2.3 | 2.3 | 2.2 | 2.2 | 2.2 | 2.2 |
| Avg. Stride Length [m] | 6.5 | 8.1 | 8.0 | 7.9 | 7.7 | 7.4 |



- [] Ranking at each section and finish
- .-.- No data available at this section
- NA No data available



| | |
|--------------------------------|-----------------|
| Horse/Jockey Name | Volcanic Love |
| Final Rank | 7 |
| Fastest Section Time (Section) | 0:10.90 (1000m) |
| Top Speed [km/h] (Section) | 67.5 (1000m) |
| Race State | Finished |



Doomben QLD Professional

Race 7: U&U RECRUITMENT Class 1 Handicap - 1200m

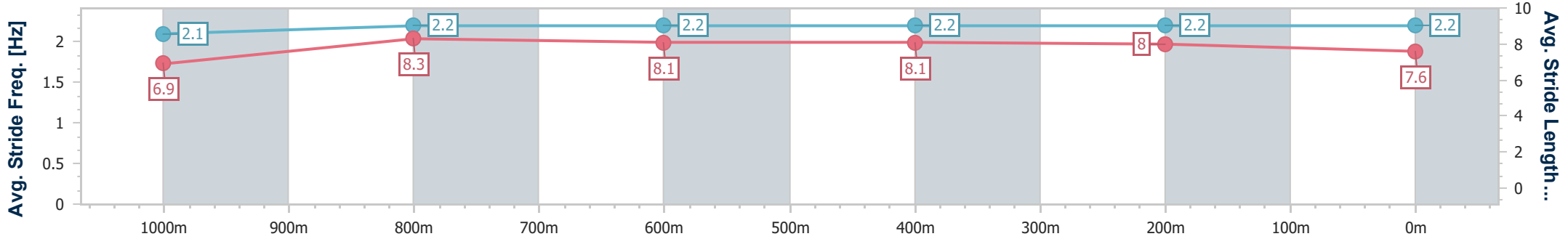
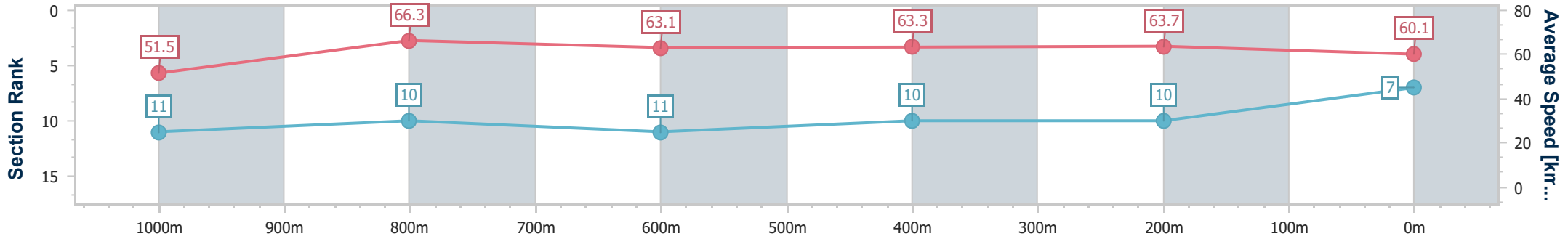
07 August 2024 - 16:04

Track Rating: Soft 5, Weather: Overcast, Rail Position: +7m Entire



BRISBANE RACING CLUB

| Section | Overall | 1000m | 800m | 600m | 400m | 200m |
|------------------------|--------------------------|---------------------------|---------------------------|---------------------------|---------------------------|---------------------------|
| Section Times | 1:11.13 [7] (0:13.97) | 0:57.16 [11] (0:10.90) | 0:46.26 [10] (0:11.50) | 0:34.76 [11] (0:11.46) | 0:23.30 [10] (0:11.33) | 0:11.97 [10] (0:11.97) |
| Average Speed [km/h] | 51.5 | 66.3 | 63.1 | 63.3 | 63.7 | 60.1 |
| Top Speed [km/h] | 67.3 | 67.5 | 64.6 | 64.1 | 64.8 | 62.7 |
| Avg. Dist. to Rail [m] | 6.5 | 1.5 | 1.6 | 0.8 | 5.1 | 8.5 |
| Avg. Stride Freq. [Hz] | 2.1 | 2.2 | 2.2 | 2.2 | 2.2 | 2.2 |
| Avg. Stride Length [m] | 6.9 | 8.3 | 8.1 | 8.1 | 8.0 | 7.6 |



- [] Ranking at each section and finish
- .-.- No data available at this section
- NA No data available



| | |
|--------------------------------|-------------------|
| Horse/Jockey Name | Daintree Dreaming |
| Final Rank | 8 |
| Fastest Section Time (Section) | 0:10.91 (1000m) |
| Top Speed [km/h] (Section) | 67.7 (1000m) |
| Race State | Finished |



Doomben QLD Professional

Race 7: U&U RECRUITMENT Class 1 Handicap - 1200m

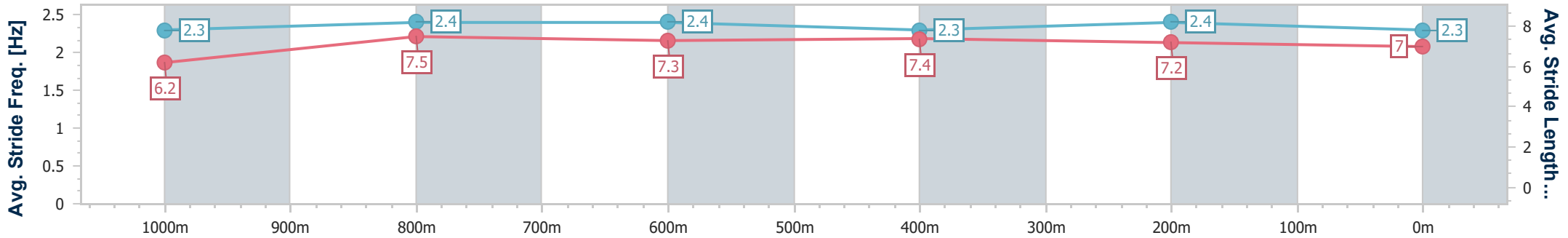
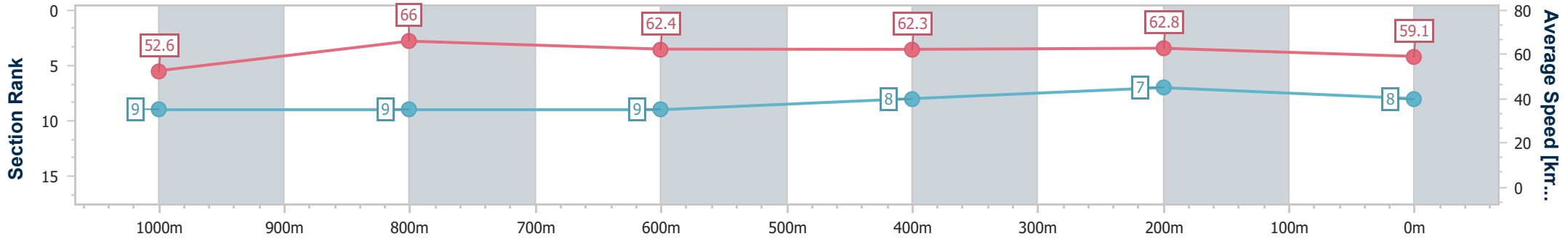
07 August 2024 - 16:04

Track Rating: Soft 5, Weather: Overcast, Rail Position: +7m Entire



BRISBANE RACING CLUB

| Section | Overall | 1000m | 800m | 600m | 400m | 200m |
|------------------------|--------------------------|--------------------------|--------------------------|--------------------------|--------------------------|--------------------------|
| Section Times | 1:11.22 [8] (0:13.71) | 0:57.51 [9] (0:10.91) | 0:46.60 [9] (0:11.56) | 0:35.04 [9] (0:11.46) | 0:23.58 [8] (0:11.39) | 0:12.19 [7] (0:12.19) |
| Average Speed [km/h] | 52.6 | 66.0 | 62.4 | 62.3 | 62.8 | 59.1 |
| Top Speed [km/h] | 67.4 | 67.7 | 63.8 | 63.5 | 64.6 | 62.1 |
| Avg. Dist. to Rail [m] | 3.9 | 0.2 | 0.2 | 1.5 | 1.7 | 0.4 |
| Avg. Stride Freq. [Hz] | 2.3 | 2.4 | 2.4 | 2.3 | 2.4 | 2.3 |
| Avg. Stride Length [m] | 6.2 | 7.5 | 7.3 | 7.4 | 7.2 | 7.0 |



- [] Ranking at each section and finish
- .-.- No data available at this section
- NA No data available



| | |
|--------------------------------|-----------------|
| Horse/Jockey Name | Duchess Bree |
| Final Rank | 9 |
| Fastest Section Time (Section) | 0:10.94 (1000m) |
| Top Speed [km/h] (Section) | 66.8 (1000m) |
| Race State | Finished |



Doomben QLD Professional

Race 7: U&U RECRUITMENT Class 1 Handicap - 1200m

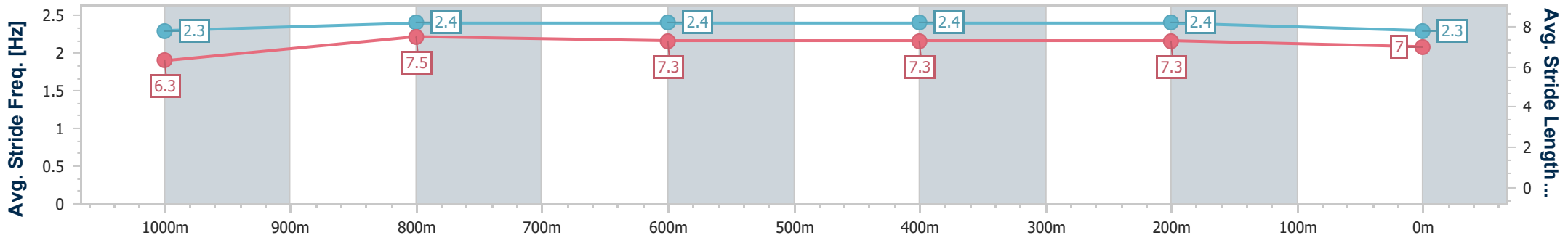
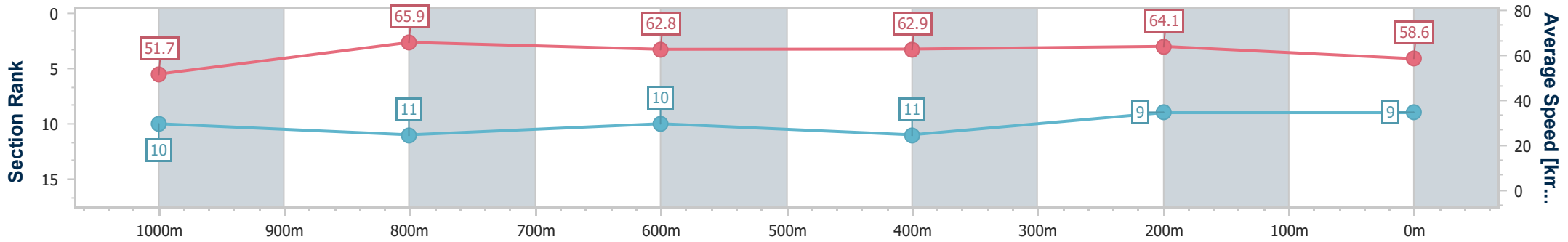
07 August 2024 - 16:04

Track Rating: Soft 5, Weather: Overcast, Rail Position: +7m Entire



BRISBANE RACING CLUB

| Section | Overall | 1000m | 800m | 600m | 400m | 200m |
|------------------------|--------------------------|---------------------------|---------------------------|---------------------------|---------------------------|--------------------------|
| Section Times | 1:11.39 [9] (0:13.95) | 0:57.44 [10] (0:10.94) | 0:46.50 [11] (0:11.44) | 0:35.06 [10] (0:11.52) | 0:23.54 [11] (0:11.25) | 0:12.29 [9] (0:12.29) |
| Average Speed [km/h] | 51.7 | 65.9 | 62.8 | 62.9 | 64.1 | 58.6 |
| Top Speed [km/h] | 66.4 | 66.8 | 64.7 | 65.3 | 65.5 | 62.1 |
| Avg. Dist. to Rail [m] | 5.6 | 0.5 | 0.8 | 1.6 | 1.6 | 3.6 |
| Avg. Stride Freq. [Hz] | 2.3 | 2.4 | 2.4 | 2.4 | 2.4 | 2.3 |
| Avg. Stride Length [m] | 6.3 | 7.5 | 7.3 | 7.3 | 7.3 | 7.0 |



- [] Ranking at each section and finish
- .-.- No data available at this section
- NA No data available



| | |
|--------------------------------|-----------------|
| Horse/Jockey Name | Beautantes |
| Final Rank | 10 |
| Fastest Section Time (Section) | 0:10.81 (1000m) |
| Top Speed [km/h] (Section) | 70.8 (1000m) |
| Race State | Finished |



Doomben QLD Professional

Race 7: U&U RECRUITMENT Class 1 Handicap - 1200m

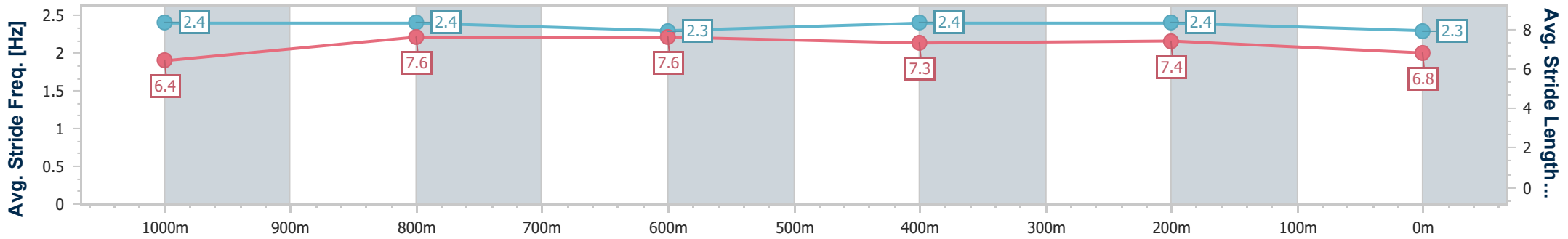
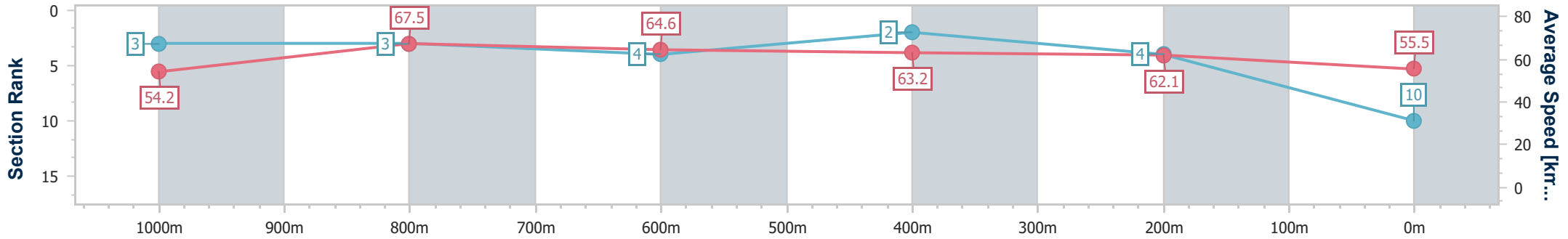
07 August 2024 - 16:04

Track Rating: Soft 5, Weather: Overcast, Rail Position: +7m Entire



BRISBANE RACING CLUB

| Section | Overall | 1000m | 800m | 600m | 400m | 200m |
|------------------------|---------------------------|--------------------------|--------------------------|--------------------------|--------------------------|--------------------------|
| Section Times | 1:11.69 [10] (0:13.29) | 0:58.40 [3] (0:10.81) | 0:47.59 [3] (0:11.45) | 0:36.14 [4] (0:11.58) | 0:24.56 [2] (0:11.60) | 0:12.96 [4] (0:12.96) |
| Average Speed [km/h] | 54.2 | 67.5 | 64.6 | 63.2 | 62.1 | 55.5 |
| Top Speed [km/h] | 69.4 | 70.8 | 66.6 | 64.9 | 63.2 | 59.9 |
| Avg. Dist. to Rail [m] | 4.3 | 3.8 | 5.1 | 2.8 | 1.6 | 3.6 |
| Avg. Stride Freq. [Hz] | 2.4 | 2.4 | 2.3 | 2.4 | 2.4 | 2.3 |
| Avg. Stride Length [m] | 6.4 | 7.6 | 7.6 | 7.3 | 7.4 | 6.8 |



- [] Ranking at each section and finish
- .-.- No data available at this section
- NA No data available



| | |
|--------------------------------|-----------------|
| Horse/Jockey Name | Dance Wizzard |
| Final Rank | 11 |
| Fastest Section Time (Section) | 0:10.91 (1000m) |
| Top Speed [km/h] (Section) | 69.6 (1000m) |
| Race State | Finished |



Doomben QLD Professional

Race 7: U&U RECRUITMENT Class 1 Handicap - 1200m

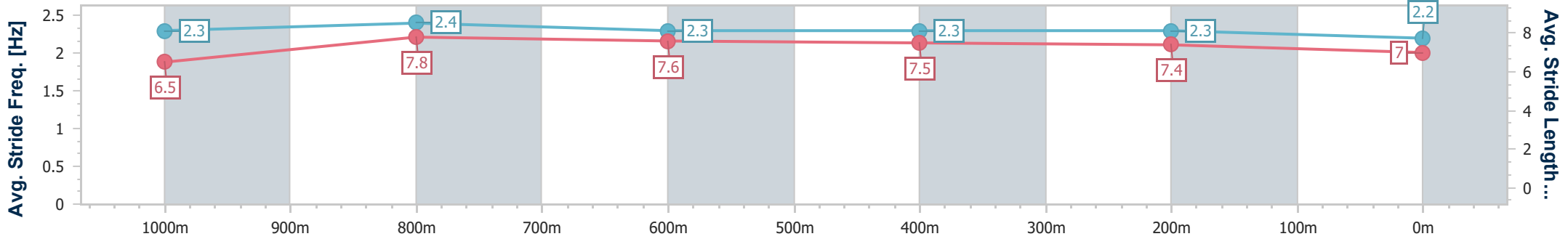
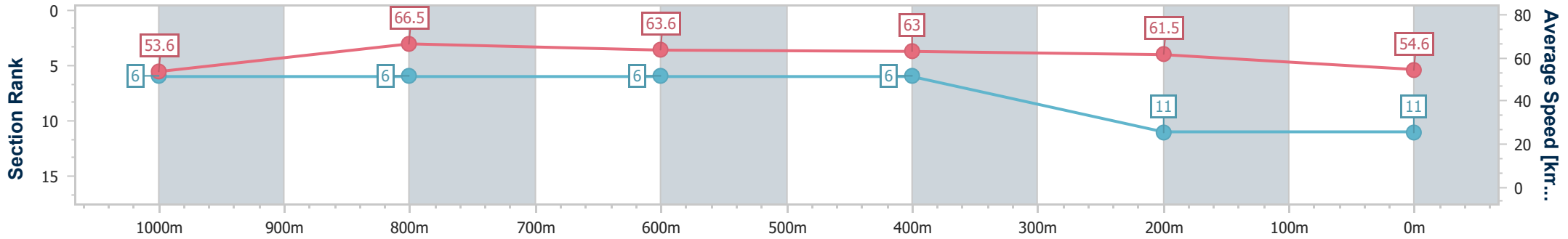
07 August 2024 - 16:04

Track Rating: Soft 5, Weather: Overcast, Rail Position: +7m Entire



BRISBANE RACING CLUB

| Section | Overall | 1000m | 800m | 600m | 400m | 200m |
|------------------------|---------------------------|--------------------------|--------------------------|--------------------------|--------------------------|---------------------------|
| Section Times | 1:12.45 [11] (0:13.46) | 0:58.99 [6] (0:10.91) | 0:48.08 [6] (0:11.55) | 0:36.53 [6] (0:11.58) | 0:24.95 [6] (0:11.79) | 0:13.16 [11] (0:13.16) |
| Average Speed [km/h] | 53.6 | 66.5 | 63.6 | 63.0 | 61.5 | 54.6 |
| Top Speed [km/h] | 68.9 | 69.6 | 64.4 | 64.4 | 62.9 | 59.3 |
| Avg. Dist. to Rail [m] | 7.4 | 1.9 | 4.3 | 2.5 | 5.7 | 7.5 |
| Avg. Stride Freq. [Hz] | 2.3 | 2.4 | 2.3 | 2.3 | 2.3 | 2.2 |
| Avg. Stride Length [m] | 6.5 | 7.8 | 7.6 | 7.5 | 7.4 | 7.0 |



- [] Ranking at each section and finish
- .-.- No data available at this section
- NA No data available



Doomben QLD Professional

Race 8: LADBROKES YARD COMMENTS Class 5 Handicap - 1350m

07 August 2024 - 16:39



BRISBANE
RACING CLUB

Track Rating: Soft 5, Weather: Overcast, Rail Position: +7m Entire

| Section | | Overall | 1200m | 1000m | 800m | 600m | 400m | Last 600m | | | | |
|-------------|--|----------------------|----------------------|----------------------|---------------------------|---------------------------|---------------------------|---------------------------|---------------------------|---------------------------|---------|----|
| Field Times | | 1:19.90 (0:10.79) | 1:09.11 (0:10.73) | 0:58.38 (0:11.48) | 0:46.90 (0:12.12) | 0:34.78 (0:11.84) | 0:22.94 (0:11.25) | 0:34.78 | | | | |
| Rank | TAB Horse/Jockey | Barrier | Top Speed [km/h] | Fastest Section | Distance Travelled [m] | | | | | | | |
| 1 | 7 SHA OF GOMER Bailey Wheeler | 14 | 67.7 400m | 0:11.02 Overall | 1:19.90 [1] (0:11.02) | 1:08.88 [5] (0:11.13) | 0:57.75 [6] (0:11.56) | 0:46.19 [6] (0:11.99) | 0:34.20 [6] (0:11.63) | 0:22.57 [4] (0:11.03) | 0:34.20 | |
| 2 | 3 BLAKMAX Ryan Maloney | 10 | 66.7 400m | 0:11.06 400m | 1:19.95 [2] (0:11.15) | 1:08.80 [7] (0:11.10) | 0:57.70 [7] (0:11.58) | 0:46.12 [7] (0:11.95) | 0:34.17 [7] (0:11.57) | 0:22.60 [5] (0:11.06) | 0:34.17 | +1 |
| 3 | 6 HANG FIVE Boris Thornton | 9 | 68.9 1200m | 0:10.73 1200m | 1:20.22 [3] (0:10.79) | 1:09.43 [1] (0:10.73) | 0:58.70 [1] (0:11.48) | 0:47.22 [1] (0:12.12) | 0:35.10 [1] (0:11.84) | 0:23.26 [1] (0:11.25) | 0:35.10 | -4 |
| 4 | 1 LUBRICATION Cody Collis | 2 | 66.7 400m | 0:11.02 400m | 1:20.32 [4] (0:11.24) | 1:09.08 [8] (0:11.04) | 0:58.04 [8] (0:11.57) | 0:46.47 [8] (0:12.02) | 0:34.45 [8] (0:11.90) | 0:22.55 [9] (0:11.02) | 0:34.45 | -1 |
| 5 | 4 ZUMA CALIFORNIA Angela Jones | 15 | 67.9 1200m | 0:10.74 1200m | 1:20.39 [5] (0:11.02) | 1:09.37 [6] (0:10.74) | 0:58.63 [3] (0:11.31) | 0:47.32 [2] (0:12.12) | 0:35.20 [2] (0:11.83) | 0:23.37 [3] (0:11.28) | 0:35.20 | -1 |
| 6 | 11 FLEUR DU MONDE Michael Rodd | 7 | 66.9 400m | 0:11.05 400m | 1:20.42 [6] (0:11.37) | 1:09.05 [9] (0:11.16) | 0:57.89 [9] (0:11.53) | 0:46.36 [9] (0:12.13) | 0:34.23 [10] (0:11.55) | 0:22.68 [8] (0:11.05) | 0:34.23 | +1 |
| 7 | 8 MAID TO FIT James Orman | 1 | 67.4 1200m | 0:10.83 1200m | 1:20.56 [7] (0:10.97) | 1:09.59 [3] (0:10.83) | 0:58.76 [4] (0:11.49) | 0:47.27 [4] (0:12.24) | 0:35.03 [4] (0:11.85) | 0:23.18 [6] (0:11.08) | 0:35.03 | -2 |
| 8 | 12 ASWAAT Anthony Allen | 12 | 66.1 1200m | 0:11.07 1200m | 1:20.61 [8] (0:11.71) | 1:08.90 [12] (0:11.07) | 0:57.83 [11] (0:11.51) | 0:46.32 [11] (0:12.05) | 0:34.27 [12] (0:11.66) | 0:22.61 [12] (0:11.07) | 0:34.27 | +2 |
| 9 | 9 COLLEAGUES Kyle Wilson-Taylor | 4 | 66.1 400m | 0:11.11 1200m | 1:20.69 [9] (0:11.46) | 1:09.23 [10] (0:11.11) | 0:58.12 [10] (0:11.57) | 0:46.55 [10] (0:11.98) | 0:34.57 [9] (0:11.70) | 0:22.87 [10] (0:11.21) | 0:34.57 | -4 |
| 10 | 10 DWINDLING SPIRIT Samantha Collett | 3 | 66.4 1200m | 0:11.01 Overall | 1:20.76 [10] (0:11.01) | 1:09.75 [4] (0:11.02) | 0:58.73 [5] (0:11.58) | 0:47.15 [5] (0:12.05) | 0:35.10 [5] (0:11.83) | 0:23.27 [7] (0:11.31) | 0:35.10 | -3 |

Scratched: Yes To Excess (#15), Denied (#5), Ozarch (#13)

[] Ranking at each section and finish
 -:-:- No data available at this section
 NA No data available

SCN Saddle cloth number
 DNF Did not finish
 DNT Did not track



Doomben QLD Professional

Race 8: LADBROKES YARD COMMENTS Class 5 Handicap - 1350m

07 August 2024 - 16:39



BRISBANE
RACING CLUB

Track Rating: Soft 5, Weather: Overcast, Rail Position: +7m Entire

| Section | | Overall | 1200m | 1000m | 800m | 600m | 400m | Last 600m | | | | |
|-------------|------------------------------------|----------------------|----------------------|----------------------|---------------------------|---------------------------|---------------------------|---------------------------|---------------------------|---------------------------|---------|----|
| Field Times | | 1:19.90 (0:10.79) | 1:09.11 (0:10.73) | 0:58.38 (0:11.48) | 0:46.90 (0:12.12) | 0:34.78 (0:11.84) | 0:22.94 (0:11.25) | 0:34.78 | | | | |
| Rank | TAB Horse/Jockey | Barrier | Top Speed [km/h] | Fastest Section | | | | | Distance Travelled [m] | | | |
| 11 | 14 BECAMO Emily Lang | 8 | 68.3 1200m | 0:10.84 Overall | 1:20.93 [11] (0:10.84) | 1:10.09 [2] (0:10.84) | 0:59.25 [2] (0:11.50) | 0:47.75 [3] (0:12.18) | 0:35.57 [3] (0:11.64) | 0:23.93 [2] (0:11.48) | 0:35.57 | +4 |
| 12 | 2 TONY BE Andrew Mallyon | 5 | 65.6 400m | 0:11.11 400m | 1:20.98 [12] (0:11.66) | 1:09.32 [11] (0:11.16) | 0:58.16 [12] (0:11.50) | 0:46.66 [12] (0:12.01) | 0:34.65 [11] (0:11.61) | 0:23.04 [11] (0:11.11) | 0:34.65 | -2 |

Scratched: Yes To Excess (#15), Denied (#5), Ozarch (#13)

[] Ranking at each section and finish
 -:-:-:- No data available at this section
 NA No data available

SCN Saddle cloth number
 DNF Did not finish
 DNT Did not track



Doomben QLD Professional

Race 8: LADBROKES YARD COMMENTS Class 5 Handicap - 1350m

07 August 2024 - 16:39



BRISBANE
RACING CLUB

Track Rating: Soft 5, Weather: Overcast, Rail Position: +7m Entire

| Section | | | | 200m | | | | Last 600m | |
|-------------|--|---------|------------------|----------------------|---------------------------|---------|--|------------------------|----|
| Field Times | | | | 0:11.69 (0:11.69) | | | | 0:34.78 | |
| Rank | TAB Horse/Jockey | Barrier | Top Speed [km/h] | Fastest Section | Margin | | | Distance Travelled [m] | |
| 1 | 7 SHA OF GOMER Bailey Wheeler | 14 | 67.7 400m | 0:11.02 Overall | 0:11.54 [3] (0:11.54) | 1:19.90 | | 0:34.20 | |
| 2 | 3 BLAKMAX Ryan Maloney | 10 | 66.7 400m | 0:11.06 400m | 0:11.54 [4] (0:11.54) | 0.29L | | 0:34.17 | +1 |
| 3 | 6 HANG FIVE Boris Thornton | 9 | 68.9 1200m | 0:10.73 1200m | 0:12.01 [1] (0:12.01) | 1.88L | | 0:35.10 | -4 |
| 4 | 1 LUBRICATION Cody Collis | 2 | 66.7 400m | 0:11.02 400m | 0:11.53 [7] (0:11.53) | 2.46L | | 0:34.45 | -1 |
| 5 | 4 ZUMA CALIFORNIA Angela Jones | 15 | 67.9 1200m | 0:10.74 1200m | 0:12.09 [2] (0:12.09) | 2.92L | | 0:35.20 | -1 |
| 6 | 11 FLEUR DU MONDE Michael Rodd | 7 | 66.9 400m | 0:11.05 400m | 0:11.63 [8] (0:11.63) | 3.09L | | 0:34.23 | +1 |
| 7 | 8 MAID TO FIT James Orman | 1 | 67.4 1200m | 0:10.83 1200m | 0:12.10 [5] (0:12.10) | 3.88L | | 0:35.03 | -2 |
| 8 | 12 ASWAAT Anthony Allen | 12 | 66.1 1200m | 0:11.07 1200m | 0:11.54 [12] (0:11.54) | 4.16L | | 0:34.27 | +2 |
| 9 | 9 COLLEAGUES Kyle Wilson-Taylor | 4 | 66.1 400m | 0:11.11 1200m | 0:11.66 [10] (0:11.66) | 4.67L | | 0:34.57 | -4 |
| 10 | 10 DWINDLING SPIRIT Samantha Collett | 3 | 66.4 1200m | 0:11.01 Overall | 0:11.96 [9] (0:11.96) | 5.05L | | 0:35.10 | -3 |

Scratched: Yes To Excess (#15), Denied (#5), Ozarch (#13)

[] Ranking at each section and finish
 -:-:- No data available at this section
 NA No data available

SCN Saddle cloth number
 DNF Did not finish
 DNT Did not track



Doomben QLD Professional

Race 8: LADBROKES YARD COMMENTS Class 5 Handicap - 1350m

07 August 2024 - 16:39



BRISBANE
RACING CLUB

Track Rating: Soft 5, Weather: Overcast, Rail Position: +7m Entire

| Section | | | | 200m | | | | Last 600m | | |
|-------------|-----|----------------|---------|----------------------|-----------------|--------------|-------|-----------|------------------------|----|
| Field Times | | | | 0:11.69 (0:11.69) | | | | 0:34.78 | | |
| Rank | TAB | Horse/Jockey | Barrier | Top Speed [km/h] | Fastest Section | Margin | | | Distance Travelled [m] | |
| 11 | 14 | BECAMO | 8 | 68.3 | 0:10.84 | 0:12.45 [6] | 6.07L | | 0:35.57 | +4 |
| | | Emily Lang | | 1200m | Overall | (0:12.45) | | | | |
| 12 | 2 | TONY BE | 5 | 65.6 | 0:11.11 | 0:11.93 [11] | 6.35L | | 0:34.65 | -2 |
| | | Andrew Mallyon | | 400m | 400m | (0:11.93) | | | | |

Scratched: Yes To Excess (#15), Denied (#5), Ozarch (#13)

[] Ranking at each section and finish
 -:-:-:- No data available at this section
 NA No data available

SCN Saddle cloth number
 DNF Did not finish
 DNT Did not track



| | |
|--------------------------------|-------------------|
| Horse/Jockey Name | Sha Of Gomer |
| Final Rank | 1 |
| Fastest Section Time (Section) | 0:11.02 (Overall) |
| Top Speed [km/h] (Section) | 67.7 (400m) |
| Race State | Finished |



Doomben QLD Professional
Race 8: LADBROKES YARD COMMENTS Class 5 Handicap - 1350m

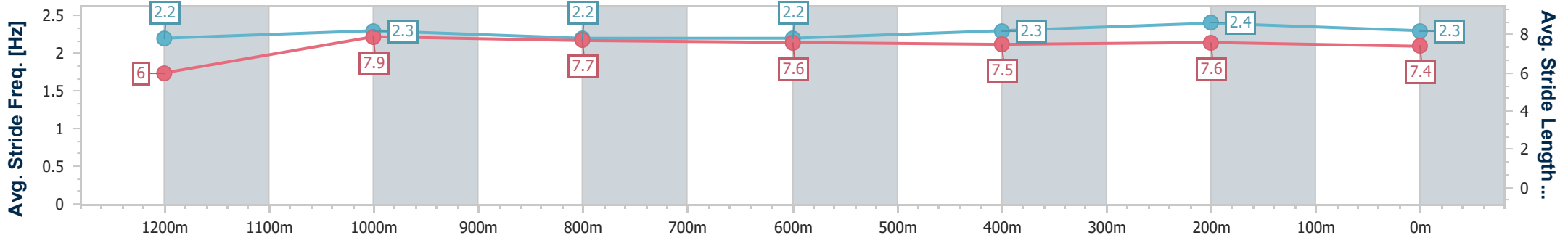
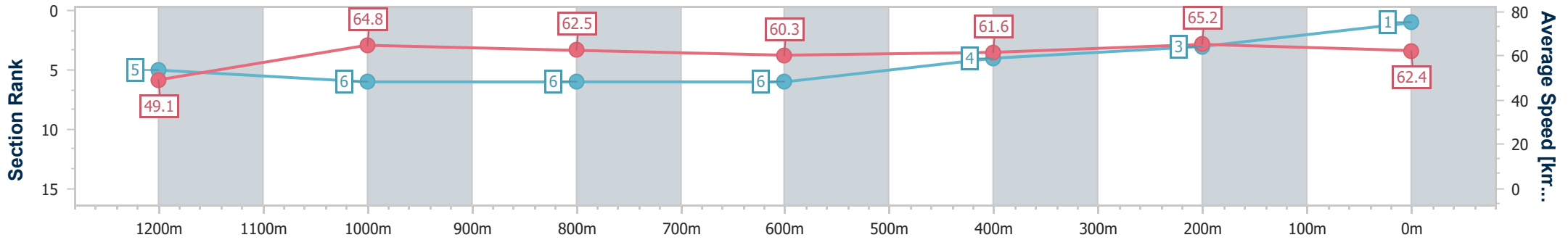
07 August 2024 - 16:39

Track Rating: Soft 5, Weather: Overcast, Rail Position: +7m Entire



BRISBANE
RACING CLUB

| Section | Overall | 1200m | 1000m | 800m | 600m | 400m | 200m |
|------------------------|--------------------------|--------------------------|--------------------------|--------------------------|--------------------------|--------------------------|--------------------------|
| Section Times | 1:19.90 [1] (0:11.02) | 1:08.88 [5] (0:11.13) | 0:57.75 [6] (0:11.56) | 0:46.19 [6] (0:11.99) | 0:34.20 [6] (0:11.63) | 0:22.57 [4] (0:11.03) | 0:11.54 [3] (0:11.54) |
| Average Speed [km/h] | 49.1 | 64.8 | 62.5 | 60.3 | 61.6 | 65.2 | 62.4 |
| Top Speed [km/h] | 65.9 | 66.5 | 64.8 | 61.4 | 63.4 | 67.7 | 67.5 |
| Avg. Dist. to Rail [m] | 9.2 | 2.4 | 1.7 | 0.5 | 0.5 | 1.6 | 1.8 |
| Avg. Stride Freq. [Hz] | 2.2 | 2.3 | 2.2 | 2.2 | 2.3 | 2.4 | 2.3 |
| Avg. Stride Length [m] | 6.0 | 7.9 | 7.7 | 7.6 | 7.5 | 7.6 | 7.4 |



- [] Ranking at each section and finish
- .-.- No data available at this section
- NA No data available



| | |
|--------------------------------|----------------|
| Horse/Jockey Name | Blakmax |
| Final Rank | 2 |
| Fastest Section Time (Section) | 0:11.06 (400m) |
| Top Speed [km/h] (Section) | 66.7 (400m) |
| Race State | Finished |



Doomben QLD Professional
Race 8: LADBROKES YARD COMMENTS Class 5 Handicap - 1350m

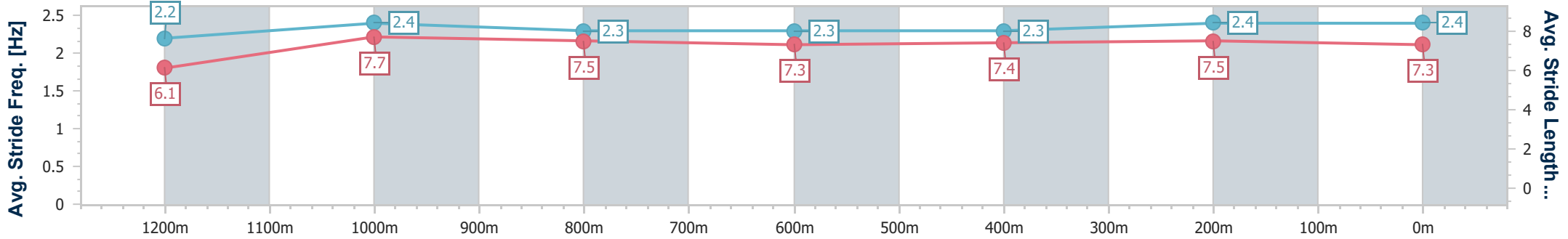
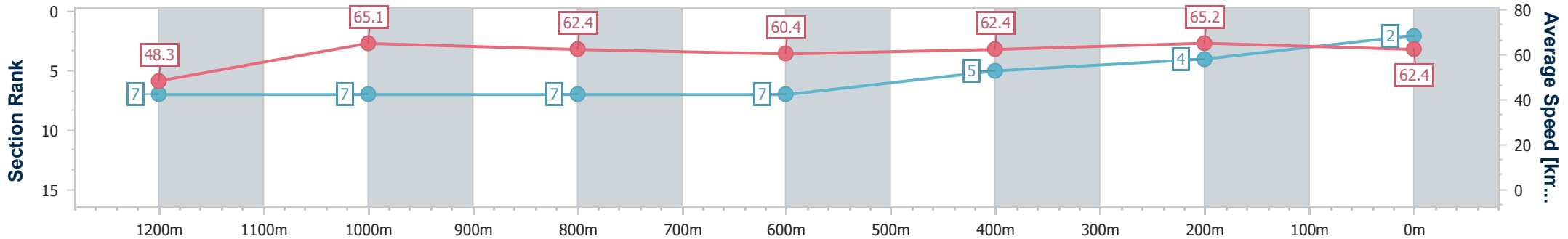
07 August 2024 - 16:39

Track Rating: Soft 5, Weather: Overcast, Rail Position: +7m Entire



BRISBANE
RACING CLUB

| Section | Overall | 1200m | 1000m | 800m | 600m | 400m | 200m |
|------------------------|--------------------------|--------------------------|--------------------------|--------------------------|--------------------------|--------------------------|--------------------------|
| Section Times | 1:19.95 [2] (0:11.15) | 1:08.80 [7] (0:11.10) | 0:57.70 [7] (0:11.58) | 0:46.12 [7] (0:11.95) | 0:34.17 [7] (0:11.57) | 0:22.60 [5] (0:11.06) | 0:11.54 [4] (0:11.54) |
| Average Speed [km/h] | 48.3 | 65.1 | 62.4 | 60.4 | 62.4 | 65.2 | 62.4 |
| Top Speed [km/h] | 66.6 | 66.2 | 64.4 | 61.2 | 64.6 | 66.7 | 65.5 |
| Avg. Dist. to Rail [m] | 7.5 | 1.6 | 1.1 | 0.9 | 0.6 | 2.7 | 4.7 |
| Avg. Stride Freq. [Hz] | 2.2 | 2.4 | 2.3 | 2.3 | 2.3 | 2.4 | 2.4 |
| Avg. Stride Length [m] | 6.1 | 7.7 | 7.5 | 7.3 | 7.4 | 7.5 | 7.3 |



- [] Ranking at each section and finish
- .-.- No data available at this section
- NA No data available



| | |
|--------------------------------|-----------------|
| Horse/Jockey Name | Hang Five |
| Final Rank | 3 |
| Fastest Section Time (Section) | 0:10.73 (1200m) |
| Top Speed [km/h] (Section) | 68.9 (1200m) |
| Race State | Finished |



Doomben QLD Professional
Race 8: LADBROKES YARD COMMENTS Class 5 Handicap - 1350m

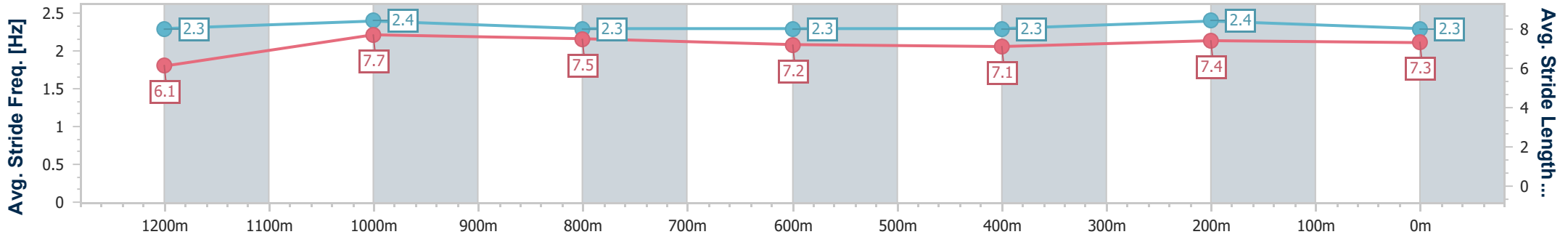
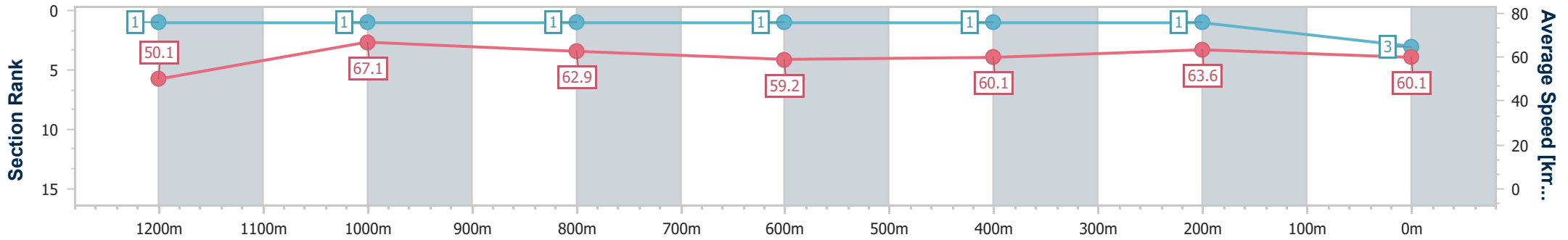
07 August 2024 - 16:39

Track Rating: Soft 5, Weather: Overcast, Rail Position: +7m Entire



BRISBANE
RACING CLUB

| Section | Overall | 1200m | 1000m | 800m | 600m | 400m | 200m |
|------------------------|--------------------------|--------------------------|--------------------------|--------------------------|--------------------------|--------------------------|--------------------------|
| Section Times | 1:20.22 [3] (0:10.79) | 1:09.43 [1] (0:10.73) | 0:58.70 [1] (0:11.48) | 0:47.22 [1] (0:12.12) | 0:35.10 [1] (0:11.84) | 0:23.26 [1] (0:11.25) | 0:12.01 [1] (0:12.01) |
| Average Speed [km/h] | 50.1 | 67.1 | 62.9 | 59.2 | 60.1 | 63.6 | 60.1 |
| Top Speed [km/h] | 67.0 | 68.9 | 65.3 | 60.3 | 61.8 | 65.0 | 63.4 |
| Avg. Dist. to Rail [m] | 7.3 | 2.4 | 0.4 | 0.6 | 2.0 | 1.8 | 0.4 |
| Avg. Stride Freq. [Hz] | 2.3 | 2.4 | 2.3 | 2.3 | 2.3 | 2.4 | 2.3 |
| Avg. Stride Length [m] | 6.1 | 7.7 | 7.5 | 7.2 | 7.1 | 7.4 | 7.3 |



- [] Ranking at each section and finish
- .-.- No data available at this section
- NA No data available



| | |
|--------------------------------|----------------|
| Horse/Jockey Name | Lubrication |
| Final Rank | 4 |
| Fastest Section Time (Section) | 0:11.02 (400m) |
| Top Speed [km/h] (Section) | 66.7 (400m) |
| Race State | Finished |



Doomben QLD Professional
Race 8: LADBROKES YARD COMMENTS Class 5 Handicap - 1350m

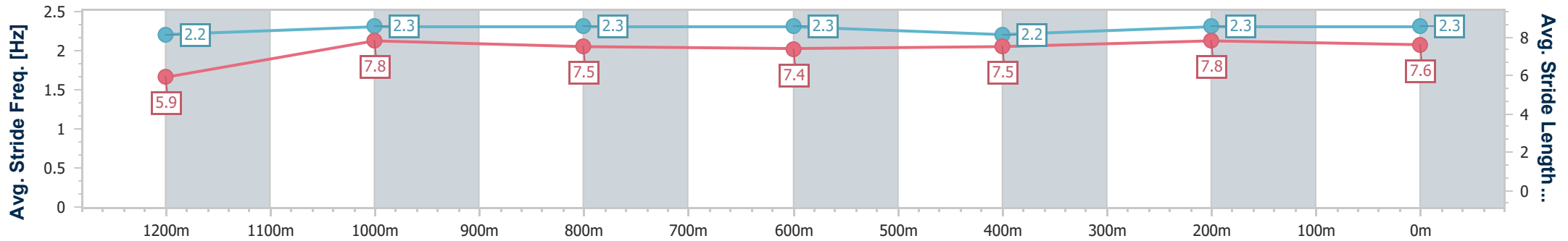
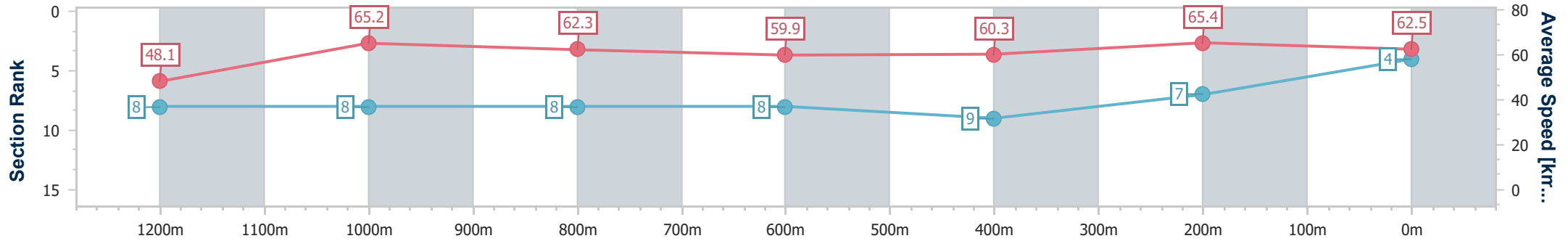
07 August 2024 - 16:39

Track Rating: Soft 5, Weather: Overcast, Rail Position: +7m Entire



BRISBANE
RACING CLUB

| Section | Overall | 1200m | 1000m | 800m | 600m | 400m | 200m |
|------------------------|--------------------------|--------------------------|--------------------------|--------------------------|--------------------------|--------------------------|--------------------------|
| Section Times | 1:20.32 [4] (0:11.24) | 1:09.08 [8] (0:11.04) | 0:58.04 [8] (0:11.57) | 0:46.47 [8] (0:12.02) | 0:34.45 [8] (0:11.90) | 0:22.55 [9] (0:11.02) | 0:11.53 [7] (0:11.53) |
| Average Speed [km/h] | 48.1 | 65.2 | 62.3 | 59.9 | 60.3 | 65.4 | 62.5 |
| Top Speed [km/h] | 66.2 | 66.7 | 64.4 | 61.1 | 62.8 | 66.7 | 65.3 |
| Avg. Dist. to Rail [m] | 2.0 | 0.2 | 0.2 | 0.3 | 0.7 | 1.6 | 2.4 |
| Avg. Stride Freq. [Hz] | 2.2 | 2.3 | 2.3 | 2.3 | 2.2 | 2.3 | 2.3 |
| Avg. Stride Length [m] | 5.9 | 7.8 | 7.5 | 7.4 | 7.5 | 7.8 | 7.6 |



- [] Ranking at each section and finish
- .-.- No data available at this section
- NA No data available



| | |
|--------------------------------|-----------------|
| Horse/Jockey Name | Zuma California |
| Final Rank | 5 |
| Fastest Section Time (Section) | 0:10.74 (1200m) |
| Top Speed [km/h] (Section) | 67.9 (1200m) |
| Race State | Finished |

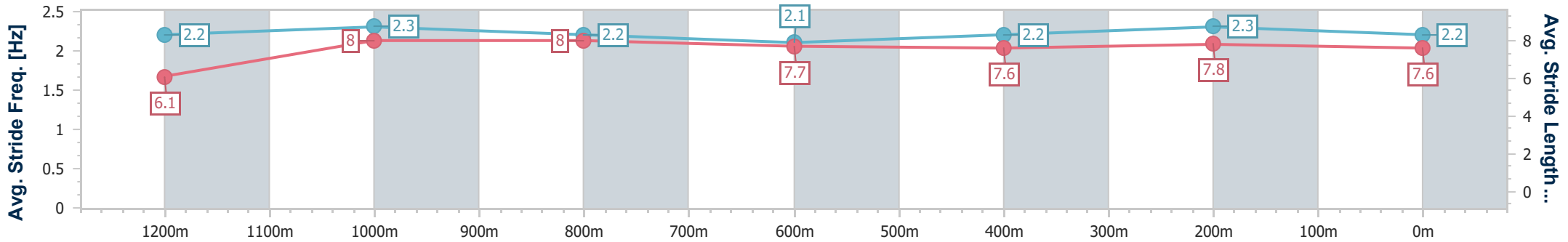
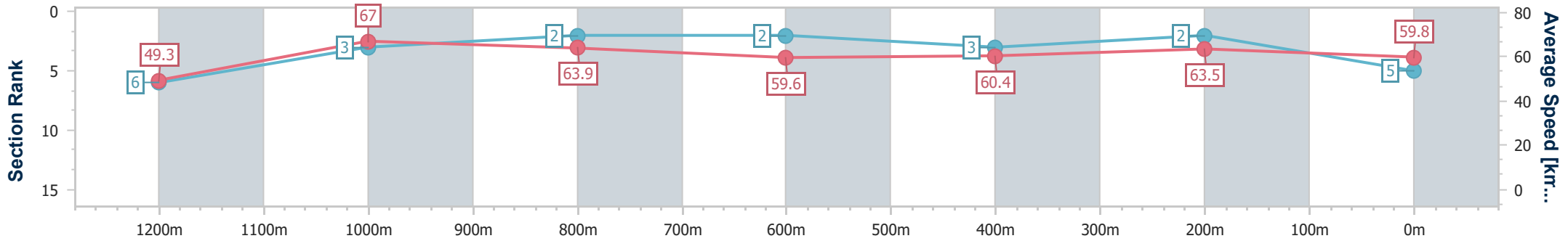


Doomben QLD Professional
Race 8: LADBROKES YARD COMMENTS Class 5 Handicap - 1350m
 07 August 2024 - 16:39
 Track Rating: Soft 5, Weather: Overcast, Rail Position: +7m Entire



BRISBANE
RACING CLUB

| Section | Overall | 1200m | 1000m | 800m | 600m | 400m | 200m |
|------------------------|--------------------------|--------------------------|--------------------------|--------------------------|--------------------------|--------------------------|--------------------------|
| Section Times | 1:20.39 [5] (0:11.02) | 1:09.37 [6] (0:10.74) | 0:58.63 [3] (0:11.31) | 0:47.32 [2] (0:12.12) | 0:35.20 [2] (0:11.83) | 0:23.37 [3] (0:11.28) | 0:12.09 [2] (0:12.09) |
| Average Speed [km/h] | 49.3 | 67.0 | 63.9 | 59.6 | 60.4 | 63.5 | 59.8 |
| Top Speed [km/h] | 66.2 | 67.9 | 66.9 | 60.5 | 62.1 | 65.1 | 62.8 |
| Avg. Dist. to Rail [m] | 11.0 | 4.3 | 2.4 | 0.4 | 1.2 | 0.8 | 1.0 |
| Avg. Stride Freq. [Hz] | 2.2 | 2.3 | 2.2 | 2.1 | 2.2 | 2.3 | 2.2 |
| Avg. Stride Length [m] | 6.1 | 8.0 | 8.0 | 7.7 | 7.6 | 7.8 | 7.6 |



- [] Ranking at each section and finish
- .-.- No data available at this section
- NA No data available



| | |
|--------------------------------|----------------|
| Horse/Jockey Name | Fleur Du Monde |
| Final Rank | 6 |
| Fastest Section Time (Section) | 0:11.05 (400m) |
| Top Speed [km/h] (Section) | 66.9 (400m) |
| Race State | Finished |

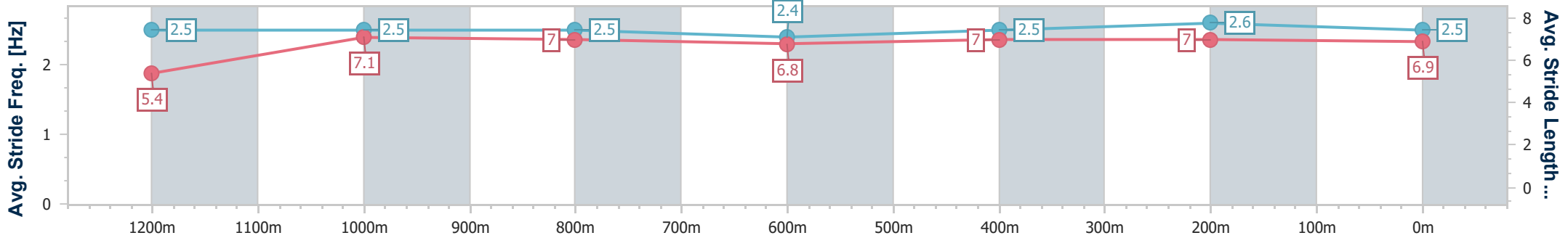
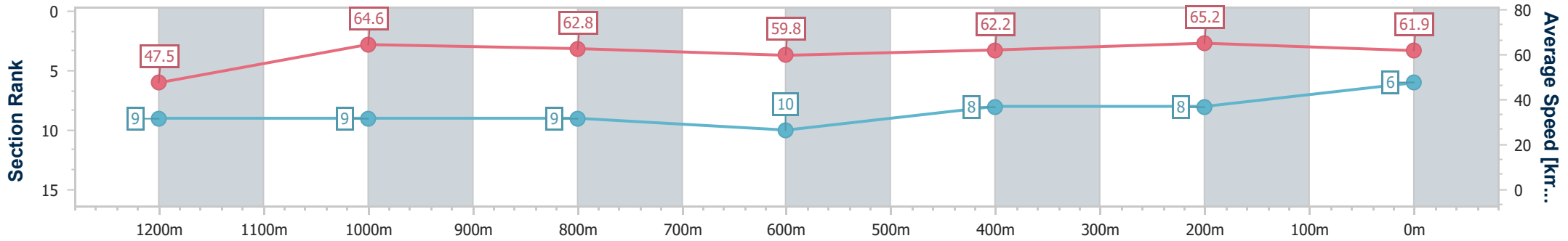


Doomben QLD Professional
Race 8: LADBROKES YARD COMMENTS Class 5 Handicap - 1350m
 07 August 2024 - 16:39
 Track Rating: Soft 5, Weather: Overcast, Rail Position: +7m Entire



BRISBANE
RACING CLUB

| Section | Overall | 1200m | 1000m | 800m | 600m | 400m | 200m |
|------------------------|--------------------------|--------------------------|--------------------------|--------------------------|---------------------------|--------------------------|--------------------------|
| Section Times | 1:20.42 [6] (0:11.37) | 1:09.05 [9] (0:11.16) | 0:57.89 [9] (0:11.53) | 0:46.36 [9] (0:12.13) | 0:34.23 [10] (0:11.55) | 0:22.68 [8] (0:11.05) | 0:11.63 [8] (0:11.63) |
| Average Speed [km/h] | 47.5 | 64.6 | 62.8 | 59.8 | 62.2 | 65.2 | 61.9 |
| Top Speed [km/h] | 64.4 | 65.5 | 64.7 | 61.3 | 63.0 | 66.9 | 64.9 |
| Avg. Dist. to Rail [m] | 5.4 | 2.0 | 1.8 | 1.6 | 0.9 | 2.5 | 4.6 |
| Avg. Stride Freq. [Hz] | 2.5 | 2.5 | 2.5 | 2.4 | 2.5 | 2.6 | 2.5 |
| Avg. Stride Length [m] | 5.4 | 7.1 | 7.0 | 6.8 | 7.0 | 7.0 | 6.9 |



- [] Ranking at each section and finish
- .-.- No data available at this section
- NA No data available



| | |
|--------------------------------|-----------------|
| Horse/Jockey Name | Maid To Fit |
| Final Rank | 7 |
| Fastest Section Time (Section) | 0:10.83 (1200m) |
| Top Speed [km/h] (Section) | 67.4 (1200m) |
| Race State | Finished |



Doomben QLD Professional
Race 8: LADBROKES YARD COMMENTS Class 5 Handicap - 1350m

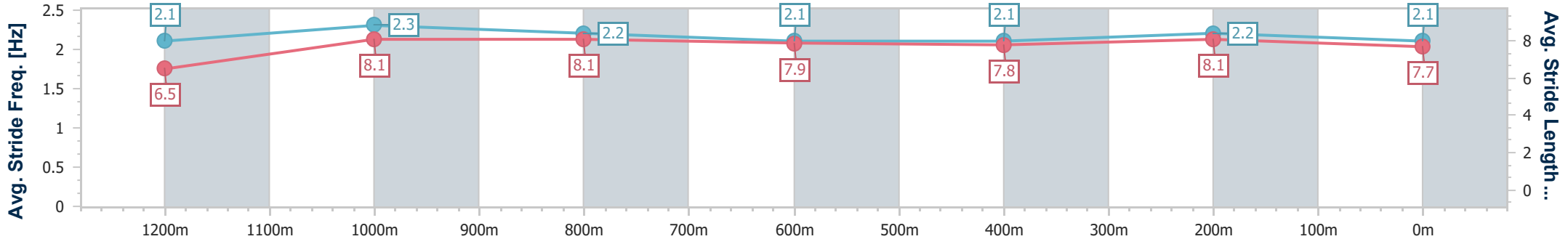
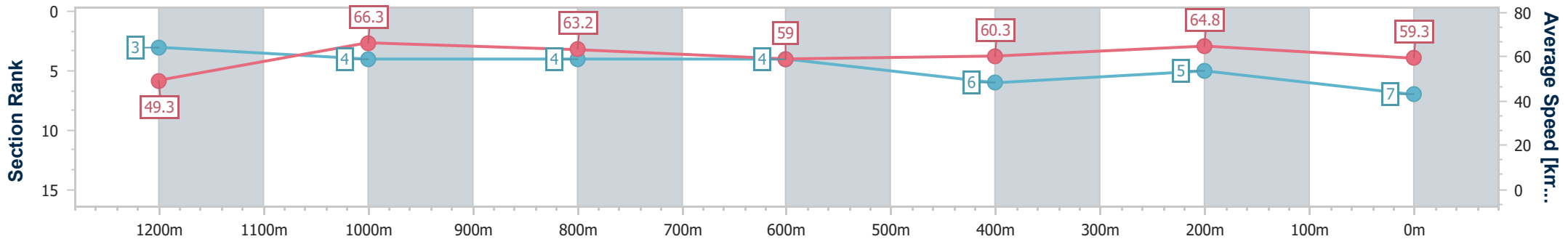
07 August 2024 - 16:39

Track Rating: Soft 5, Weather: Overcast, Rail Position: +7m Entire



BRISBANE
RACING CLUB

| Section | Overall | 1200m | 1000m | 800m | 600m | 400m | 200m |
|------------------------|--------------------------|--------------------------|--------------------------|--------------------------|--------------------------|--------------------------|--------------------------|
| Section Times | 1:20.56 [7] (0:10.97) | 1:09.59 [3] (0:10.83) | 0:58.76 [4] (0:11.49) | 0:47.27 [4] (0:12.24) | 0:35.03 [4] (0:11.85) | 0:23.18 [6] (0:11.08) | 0:12.10 [5] (0:12.10) |
| Average Speed [km/h] | 49.3 | 66.3 | 63.2 | 59.0 | 60.3 | 64.8 | 59.3 |
| Top Speed [km/h] | 65.6 | 67.4 | 65.5 | 60.4 | 63.6 | 66.4 | 62.7 |
| Avg. Dist. to Rail [m] | 1.3 | 0.4 | 1.2 | 0.7 | 1.4 | 0.9 | 0.6 |
| Avg. Stride Freq. [Hz] | 2.1 | 2.3 | 2.2 | 2.1 | 2.1 | 2.2 | 2.1 |
| Avg. Stride Length [m] | 6.5 | 8.1 | 8.1 | 7.9 | 7.8 | 8.1 | 7.7 |



- [] Ranking at each section and finish
- .-.- No data available at this section
- NA No data available



| | |
|--------------------------------|-----------------|
| Horse/Jockey Name | Aswaat |
| Final Rank | 8 |
| Fastest Section Time (Section) | 0:11.07 (1200m) |
| Top Speed [km/h] (Section) | 66.1 (1200m) |
| Race State | Finished |



Doomben QLD Professional
Race 8: LADBROKES YARD COMMENTS Class 5 Handicap - 1350m

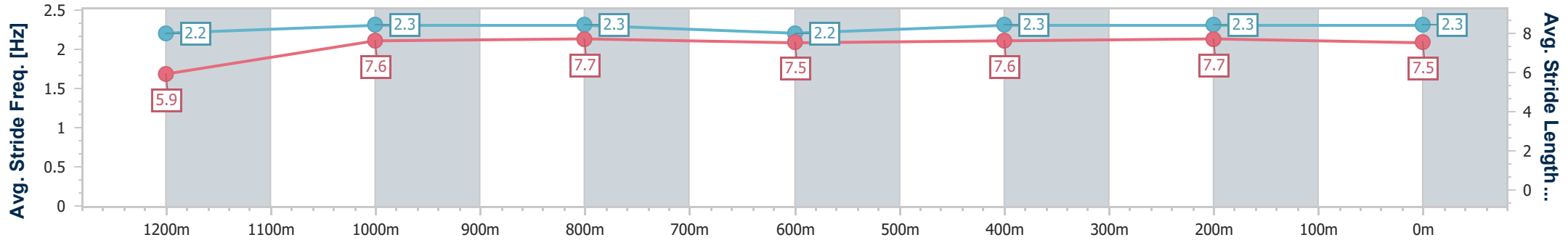
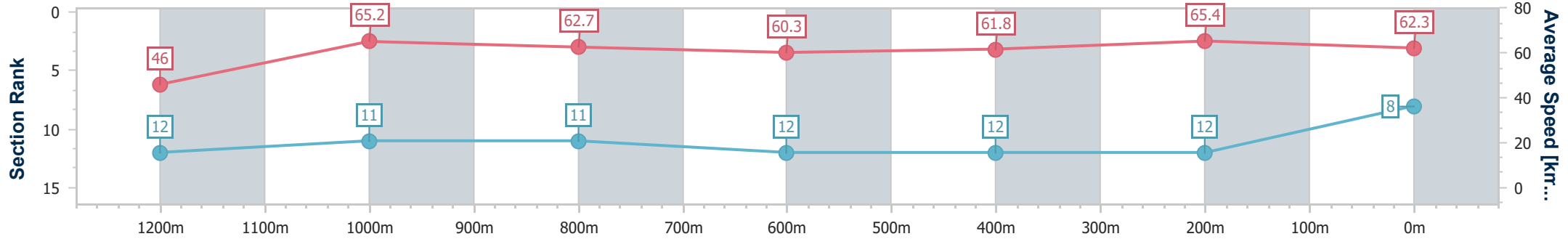
07 August 2024 - 16:39

Track Rating: Soft 5, Weather: Overcast, Rail Position: +7m Entire



BRISBANE
RACING CLUB

| Section | Overall | 1200m | 1000m | 800m | 600m | 400m | 200m |
|------------------------|--------------------------|---------------------------|---------------------------|---------------------------|---------------------------|---------------------------|---------------------------|
| Section Times | 1:20.61 [8] (0:11.71) | 1:08.90 [12] (0:11.07) | 0:57.83 [11] (0:11.51) | 0:46.32 [11] (0:12.05) | 0:34.27 [12] (0:11.66) | 0:22.61 [12] (0:11.07) | 0:11.54 [12] (0:11.54) |
| Average Speed [km/h] | 46.0 | 65.2 | 62.7 | 60.3 | 61.8 | 65.4 | 62.3 |
| Top Speed [km/h] | 63.7 | 66.1 | 64.2 | 60.7 | 64.0 | 65.7 | 65.1 |
| Avg. Dist. to Rail [m] | 7.6 | 1.7 | 1.4 | 1.2 | 0.5 | 2.7 | 3.4 |
| Avg. Stride Freq. [Hz] | 2.2 | 2.3 | 2.3 | 2.2 | 2.3 | 2.3 | 2.3 |
| Avg. Stride Length [m] | 5.9 | 7.6 | 7.7 | 7.5 | 7.6 | 7.7 | 7.5 |



- [] Ranking at each section and finish
- .-.- No data available at this section
- NA No data available



| | |
|--------------------------------|-----------------|
| Horse/Jockey Name | Colleagues |
| Final Rank | 9 |
| Fastest Section Time (Section) | 0:11.11 (1200m) |
| Top Speed [km/h] (Section) | 66.1 (400m) |
| Race State | Finished |



Doomben QLD Professional
Race 8: LADBROKES YARD COMMENTS Class 5 Handicap - 1350m

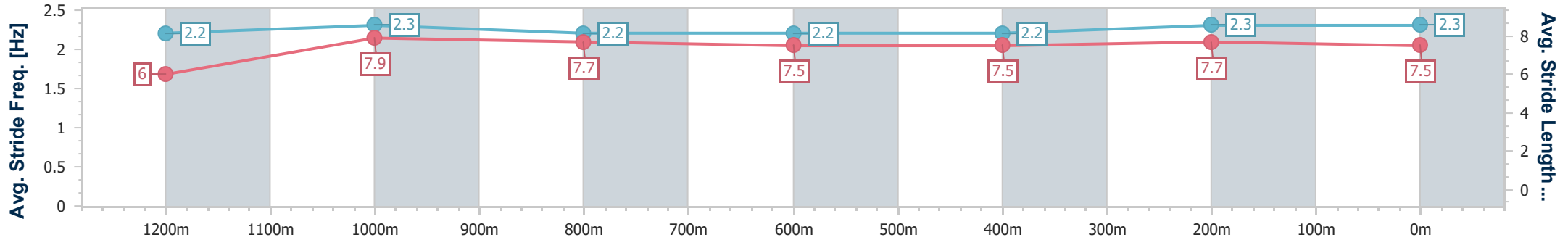
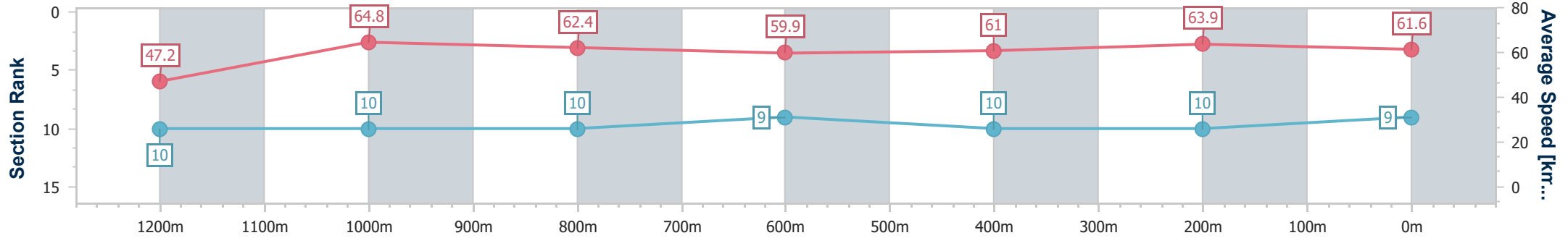
07 August 2024 - 16:39

Track Rating: Soft 5, Weather: Overcast, Rail Position: +7m Entire



BRISBANE
RACING CLUB

| Section | Overall | 1200m | 1000m | 800m | 600m | 400m | 200m |
|------------------------|--------------------------|---------------------------|---------------------------|---------------------------|--------------------------|---------------------------|---------------------------|
| Section Times | 1:20.69 [9] (0:11.46) | 1:09.23 [10] (0:11.11) | 0:58.12 [10] (0:11.57) | 0:46.55 [10] (0:11.98) | 0:34.57 [9] (0:11.70) | 0:22.87 [10] (0:11.21) | 0:11.66 [10] (0:11.66) |
| Average Speed [km/h] | 47.2 | 64.8 | 62.4 | 59.9 | 61.0 | 63.9 | 61.6 |
| Top Speed [km/h] | 63.5 | 65.5 | 64.8 | 60.5 | 62.1 | 66.1 | 65.2 |
| Avg. Dist. to Rail [m] | 3.3 | 0.9 | 1.0 | 0.6 | 1.9 | 1.6 | 1.8 |
| Avg. Stride Freq. [Hz] | 2.2 | 2.3 | 2.2 | 2.2 | 2.2 | 2.3 | 2.3 |
| Avg. Stride Length [m] | 6.0 | 7.9 | 7.7 | 7.5 | 7.5 | 7.7 | 7.5 |



- [] Ranking at each section and finish
- .-.- No data available at this section
- NA No data available



| | |
|--------------------------------|-------------------|
| Horse/Jockey Name | Dwindling Spirit |
| Final Rank | 10 |
| Fastest Section Time (Section) | 0:11.01 (Overall) |
| Top Speed [km/h] (Section) | 66.4 (1200m) |
| Race State | Finished |



Doomben QLD Professional
Race 8: LADBROKES YARD COMMENTS Class 5 Handicap - 1350m

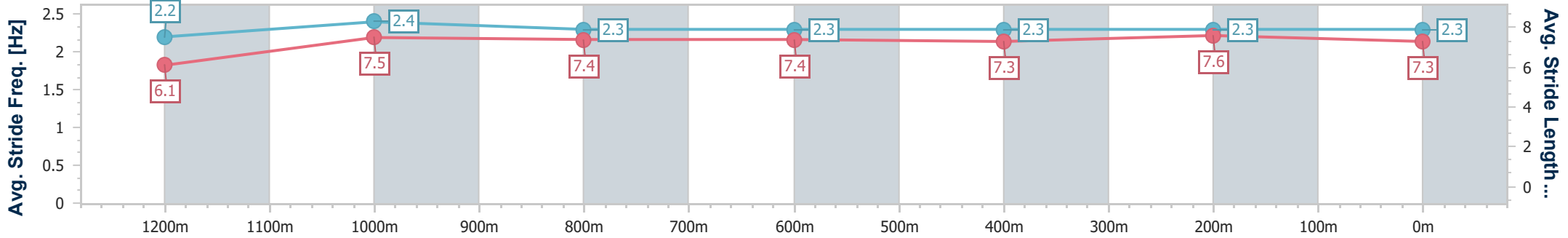
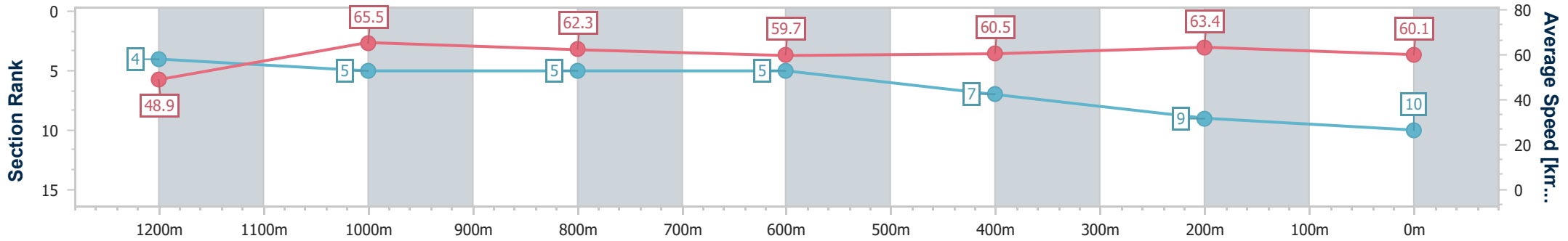
07 August 2024 - 16:39

Track Rating: Soft 5, Weather: Overcast, Rail Position: +7m Entire



BRISBANE
RACING CLUB

| Section | Overall | 1200m | 1000m | 800m | 600m | 400m | 200m |
|------------------------|---------------------------|--------------------------|--------------------------|--------------------------|--------------------------|--------------------------|--------------------------|
| Section Times | 1:20.76 [10] (0:11.01) | 1:09.75 [4] (0:11.02) | 0:58.73 [5] (0:11.58) | 0:47.15 [5] (0:12.05) | 0:35.10 [5] (0:11.83) | 0:23.27 [7] (0:11.31) | 0:11.96 [9] (0:11.96) |
| Average Speed [km/h] | 48.9 | 65.5 | 62.3 | 59.7 | 60.5 | 63.4 | 60.1 |
| Top Speed [km/h] | 65.1 | 66.4 | 64.3 | 61.1 | 62.0 | 64.5 | 63.6 |
| Avg. Dist. to Rail [m] | 2.9 | 0.8 | 0.5 | 0.2 | 1.1 | 1.0 | 0.5 |
| Avg. Stride Freq. [Hz] | 2.2 | 2.4 | 2.3 | 2.3 | 2.3 | 2.3 | 2.3 |
| Avg. Stride Length [m] | 6.1 | 7.5 | 7.4 | 7.4 | 7.3 | 7.6 | 7.3 |



- [] Ranking at each section and finish
- .-.- No data available at this section
- NA No data available



| | |
|--------------------------------|-------------------|
| Horse/Jockey Name | Becamo |
| Final Rank | 11 |
| Fastest Section Time (Section) | 0:10.84 (Overall) |
| Top Speed [km/h] (Section) | 68.3 (1200m) |
| Race State | Finished |



Doomben QLD Professional
Race 8: LADBROKES YARD COMMENTS Class 5 Handicap - 1350m

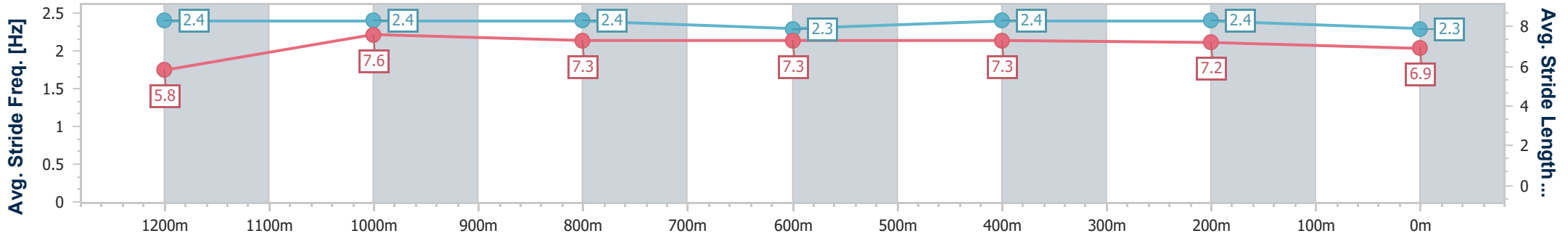
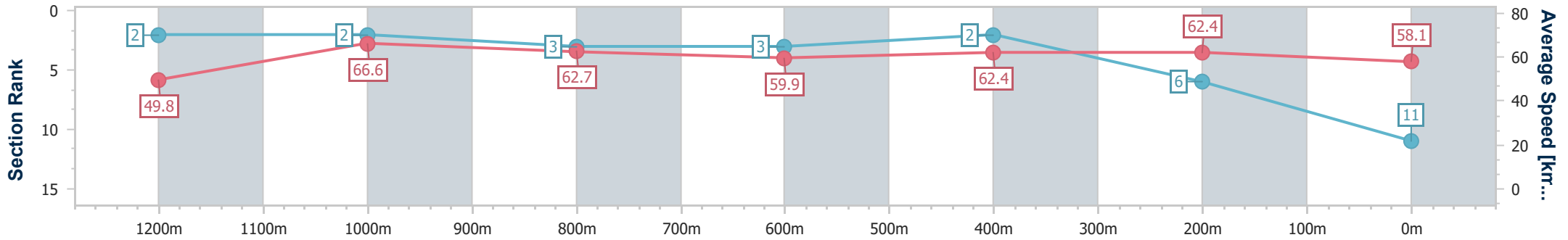
07 August 2024 - 16:39

Track Rating: Soft 5, Weather: Overcast, Rail Position: +7m Entire



BRISBANE RACING CLUB

| Section | Overall | 1200m | 1000m | 800m | 600m | 400m | 200m |
|------------------------|---------------------------|--------------------------|--------------------------|--------------------------|--------------------------|--------------------------|--------------------------|
| Section Times | 1:20.93 [11] (0:10.84) | 1:10.09 [2] (0:10.84) | 0:59.25 [2] (0:11.50) | 0:47.75 [3] (0:12.18) | 0:35.57 [3] (0:11.64) | 0:23.93 [2] (0:11.48) | 0:12.45 [6] (0:12.45) |
| Average Speed [km/h] | 49.8 | 66.6 | 62.7 | 59.9 | 62.4 | 62.4 | 58.1 |
| Top Speed [km/h] | 67.7 | 68.3 | 66.0 | 61.1 | 63.7 | 64.7 | 62.0 |
| Avg. Dist. to Rail [m] | 6.1 | 1.5 | 1.5 | 2.6 | 1.4 | 1.1 | 1.7 |
| Avg. Stride Freq. [Hz] | 2.4 | 2.4 | 2.4 | 2.3 | 2.4 | 2.4 | 2.3 |
| Avg. Stride Length [m] | 5.8 | 7.6 | 7.3 | 7.3 | 7.3 | 7.2 | 6.9 |



- [] Ranking at each section and finish
- .-.- No data available at this section
- NA No data available



| | |
|--------------------------------|----------------|
| Horse/Jockey Name | Tony Be |
| Final Rank | 12 |
| Fastest Section Time (Section) | 0:11.11 (400m) |
| Top Speed [km/h] (Section) | 65.6 (400m) |
| Race State | Finished |



Doomben QLD Professional
Race 8: LADBROKES YARD COMMENTS Class 5 Handicap - 1350m

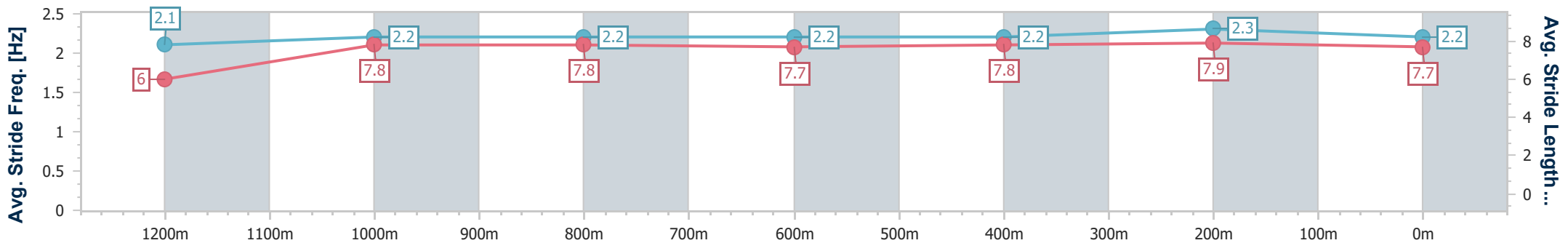
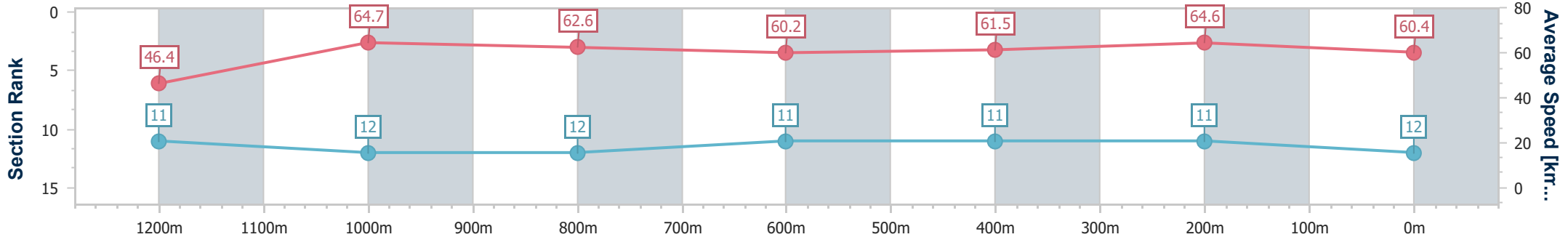
07 August 2024 - 16:39

Track Rating: Soft 5, Weather: Overcast, Rail Position: +7m Entire



BRISBANE
RACING CLUB

| Section | Overall | 1200m | 1000m | 800m | 600m | 400m | 200m |
|------------------------|---------------------------|---------------------------|---------------------------|---------------------------|---------------------------|---------------------------|---------------------------|
| Section Times | 1:20.98 [12] (0:11.66) | 1:09.32 [11] (0:11.16) | 0:58.16 [12] (0:11.50) | 0:46.66 [12] (0:12.01) | 0:34.65 [11] (0:11.61) | 0:23.04 [11] (0:11.11) | 0:11.93 [11] (0:11.93) |
| Average Speed [km/h] | 46.4 | 64.7 | 62.6 | 60.2 | 61.5 | 64.6 | 60.4 |
| Top Speed [km/h] | 63.9 | 64.9 | 64.7 | 60.6 | 63.6 | 65.6 | 63.9 |
| Avg. Dist. to Rail [m] | 4.4 | 0.7 | 0.6 | 0.3 | 0.9 | 1.3 | 0.5 |
| Avg. Stride Freq. [Hz] | 2.1 | 2.2 | 2.2 | 2.2 | 2.2 | 2.3 | 2.2 |
| Avg. Stride Length [m] | 6.0 | 7.8 | 7.8 | 7.7 | 7.8 | 7.9 | 7.7 |



- [] Ranking at each section and finish
- .-.- No data available at this section
- NA No data available